


### APPENDIX 3: Photographs of test setup

#### Radiated Emission

Wagon type



**Photo 1**



**Photo 2**

---

**UL Japan, Inc.**


**Head Office EMC Lab.**

4383-326 Asama-cho, Ise-shi, Mie-ken 516-0021 JAPAN


Telephone : +81 596 24 8116

Facsimile : +81 596 24 8124

**Radiated Emission**  
Sedan type



**Photo 1**




**Photo 2**

**Worst Case Position**


TR Antenna

<b>Wagon type</b>	Below 30MHz	X-axis
	Above 30MHz	Horizontal: X-axis / Vertical: X-axis
<b>Sedan type</b>	Below 30MHz	X-axis
	Above 30MHz	Horizontal: Y-axis / Vertical: Y-axis


**X-axis**



**Y-axis**



**Z-axis**



**UL Japan, Inc.**

**Head Office EMC Lab.**

4383-326 Asama-cho, Ise-shi, Mie-ken 516-0021 JAPAN

Telephone : +81 596 24 8116


Facsimile : +81 596 24 8124

**Worst Case Position**


M/TI Antenna

<b>Wagon type</b>	Below 30MHz	Z-axis
	Above 30MHz	Horizontal: Y-axis / Vertical: X-axis


**X-axis**



**Y-axis**



**Z-axis**



**UL Japan, Inc.**

**Head Office EMC Lab.**

4383-326 Asama-cho, Ise-shi, Mie-ken 516-0021 JAPAN


Telephone : +81 596 24 8116

Facsimile : +81 596 24 8124


**Worst Case Position**  
FRDR Antenna (metal)

Sedan type	Below 30MHz	Z-axis
	Above 30MHz	Horizontal: Z-axis / Vertical: Z-axis


**X-axis**



**Y-axis**




**Z-axis**




**Worst Case Position**  
**SMART PCU**

<b>Wagon type</b>	Below 30MHz	X-axis
	Above 30MHz	Horizontal: X-axis / Vertical: X-axis


**X-axis**



**Y-axis**




**Z-axis**




**Worst Case Position**  
SMART PCU

<b>Sedan type</b>	Below 30MHz	X-axis
	Above 30MHz	Horizontal: X-axis / Vertical: Z-axis (With TR Antenna) Horizontal: X-axis / Vertical: X-axis (With FRDR Antenna (metal))

**X-axis**



**Y-axis**



**Z-axis**

