

CONSTRUCTED PHOTOS of EUT

7. Internal View of Car Radio




8. Internal View of Car Radio




CONSTRUCTED PHOTOS of EUT

9. Internal View of Car Radio




10. Internal View of Car Radio




CONSTRUCTED PHOTOS of EUT

11. Internal View of Car Radio




12. Internal View of Car Radio



CONSTRUCTED PHOTOS of EUT

13. Internal View of Car Radio




CONSTRUCTED PHOTOS of EUT

14. Component View of Car Radio PCB




15. Solder View of Car Radio PCB




CONSTRUCTED PHOTOS of EUT

16. Component View of Car Radio PCB




17. Solder View of Car Radio PCB




CONSTRUCTED PHOTOS of EUT

18. Solder View of Car Radio PCB




19. Solder View of Car Radio PCB




CONSTRUCTED PHOTOS of EUT

20. Component View of Car Radio PCB




21. Solder View of Car Radio PCB




CONSTRUCTED PHOTOS of EUT

22. Solder View of Car Radio PCB




23. Solder View of Car Radio PCB



CONSTRUCTED PHOTOS of EUT

24. Component View of Module PCB



25. Solder View of Module PCB

