## APPENDIX 1: Photographs of test setup

### Spurious Emission (Radiated)

**Front**

**Rear**



## Worst Case Position (Horizontal: Z-axis: / Vertical: X-axis:)

**X-axis**



**Y-axis**

**Z-axis**



*MAINPCB (EUT) was set at the normal position, and only antenna position was varied to confirm the worse case.