



APPENDIX 3: Photographs of Test Setup

Radiated Spurious Emission

Below 1 GHz



Front




Rear

Above 1 GHz



Front




Rear

Pre-Check Worst Case Position


-30 deg



0 deg.



+30 deg.



Antenna Terminal Conducted Tests

WLAN




Photo 1




Photo 2

Antenna Terminal Conducted Tests

BT LE




Photo 1


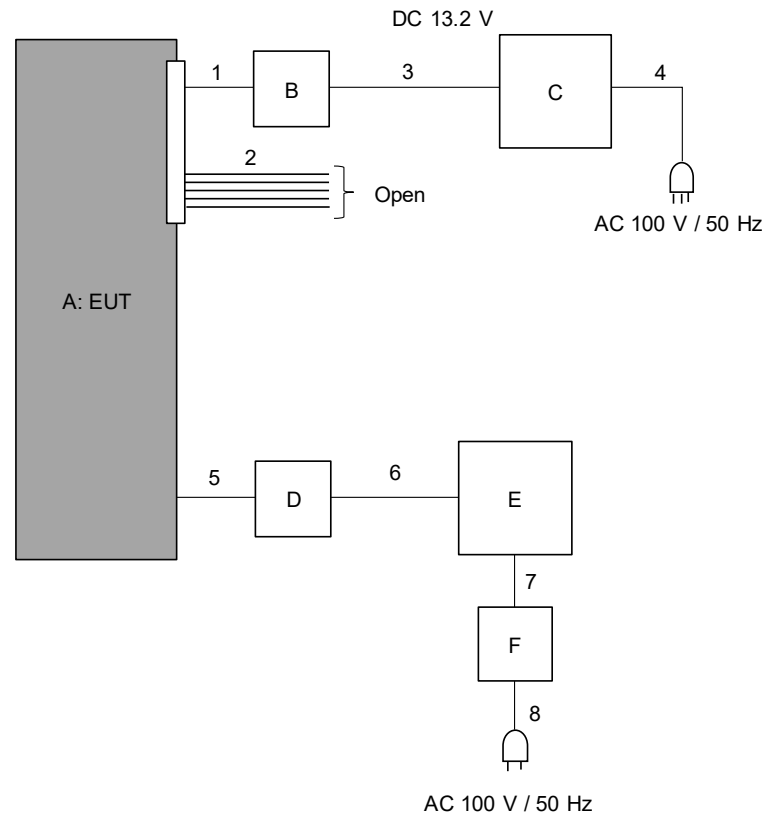


Photo 2

APPENDIX 4: Configuration and peripherals

For Antenna Terminal Conducted test



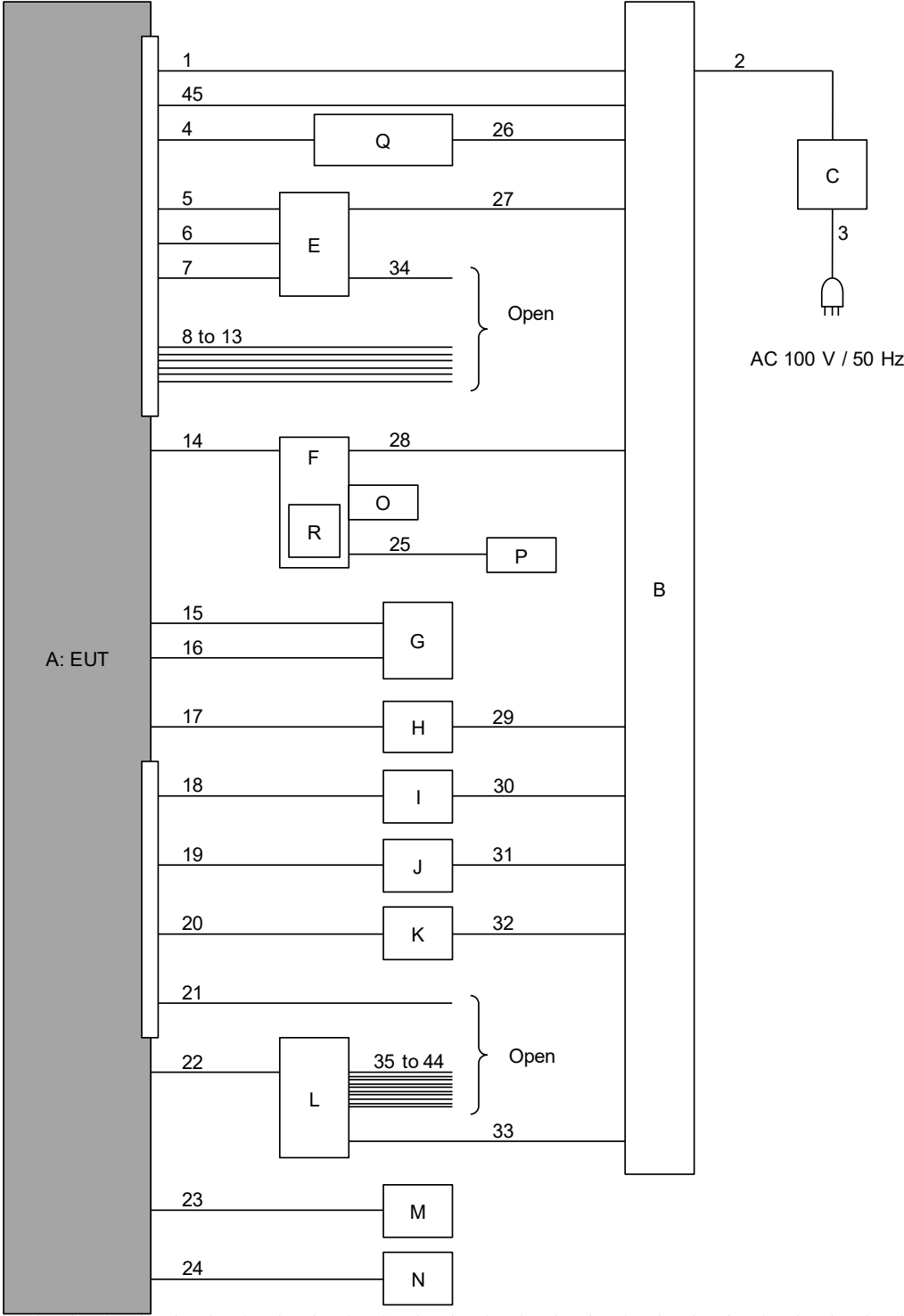
Description of EUT and Support Equipment

No.	Item	Model number	Serial Number	Manufacturer	Remarks
A	Car AV Control Unit for CDC	AM2301	MCDC_2S_NA_KS_490	Panasonic	EUT
B	DC sharing Box	RS-PDB125	No.109	Panasonic	-
C	Power Supply(DC)	PAN35-10A	NA000955	Kikusui Electronics Corp.	-
D	Jig Board	-	-	Panasonic	-
E	Laptop Computer	ThinkPad E14 Gen2	PF397TS8	LENOVO	-
F	AC Adapter	ADLX65YCC2D	8SSA10R16922C2TJ19M 0AZJ	LENOVO	-

List of Cables Used

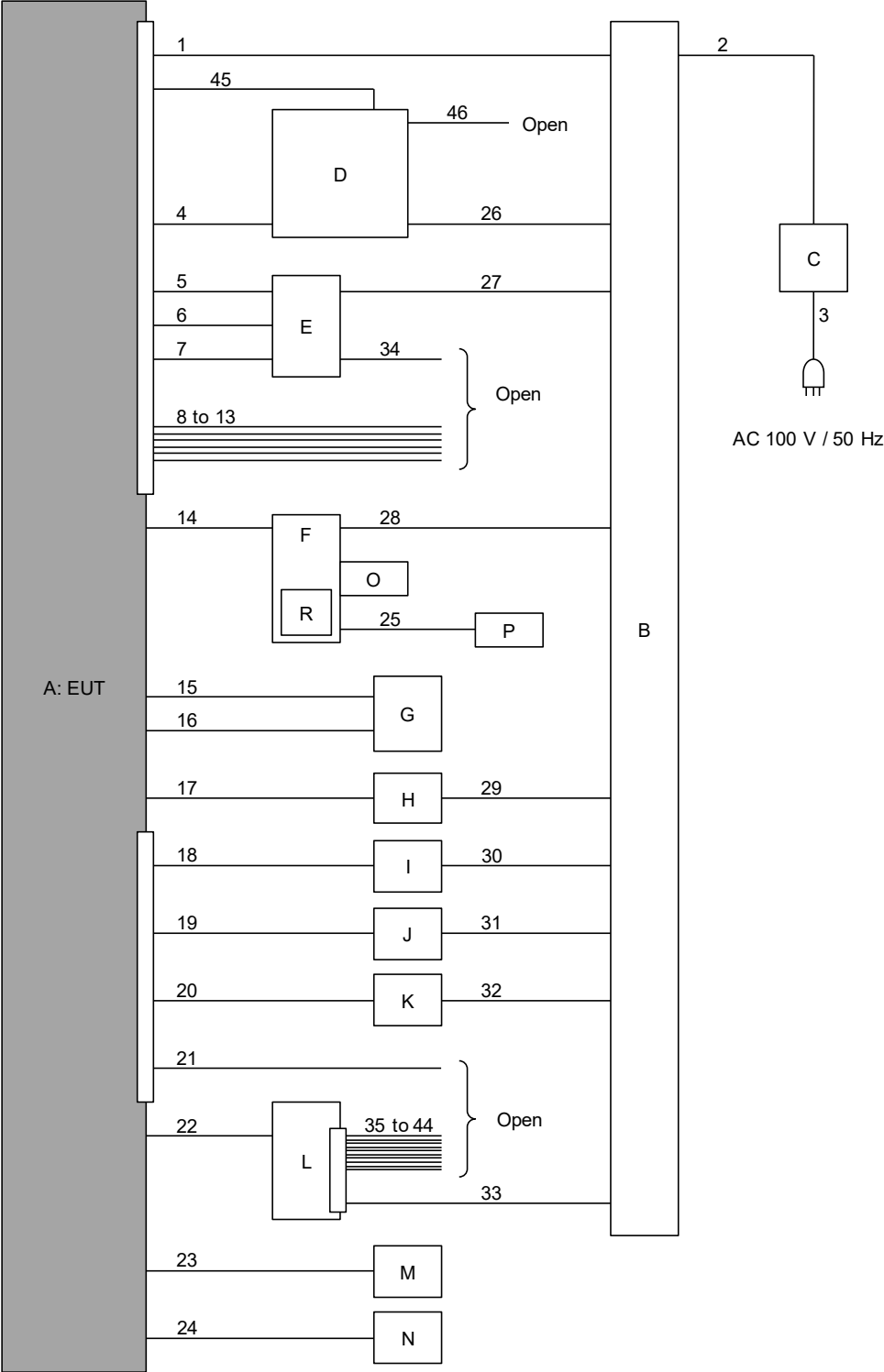
No.	Name	Length (m)	Shield		Remarks
			Cable	Connector	
1	DC	1.0	Unshielded	Unshielded	-
2	Signal	1.0	Unshielded	Unshielded	-
3	DC	0.5 + 1.5	Unshielded	Unshielded	-
4	AC	2.0	Unshielded	Unshielded	-
5	Signal	0.15	Unshielded	Unshielded	-
6	USB	1.5	Shielded	Shielded	-
7	DC	1.8	Unshielded	Unshielded	-
8	AC	0.9	Unshielded	Unshielded	-

For Radiated Emission test
(Below 1 GHz)



* Cabling and setup(s) were taken into consideration and test data was taken under worse case conditions.

(Above 1 GHz)



* Cabling and setup(s) were taken into consideration and test data was taken under worse case conditions.

Description of EUT and Support Equipment

No.	Item	Model number	Serial Number	Manufacturer	Remarks
A	Car AV Control Unit for CDC	AM2301	MCDC_DCV_HWC_015	Panasonic	EUT
B	DC sharing Box	RS-PDB125	No.110	Panasonic	-
C	Power Supply(DC)	PAN35-10A	NA000955	Kikusui Electronics Corp.	-
D	CAN sim Box	H23017AJ400a-4	M-CDC_240716-523	Panasonic	*1)
E	STG-SW	ESF70900YA	2405300103	Panasonic	-
F	USB BOX	MD4115/46	P4500141154600000369	Panasonic	-
G	Antenna Jig	-	-	Panasonic	-
H	ADAS Jig	-	-	Panasonic	-
I	Display BOX (CID)	-	-	Panasonic	-
J	Display BOX (METER)	-	-	Panasonic	-
K	Display BOX (HUD)	-	-	Panasonic	-
L	ISPU	CV-0ZW 6MS10-T-DV1A 24C03B	3Y156171	MITSUBISHI ELECTRIC CORPORATION	-
M	Ether Jig (M-CDC)	-	MCDC_2S_JP_KS_055	Panasonic	-
N	GPS Antenna	GML8 66 DYO ZN6880	No.4	Panasonic	-
O	USB Memory	SDDDC2-064G-G46	-	SanDisk	-
P	Smart phone	MQ792J/A	C8PY95XLJC6H	Apple	-
Q	CAN sim Box	TS17040-200	00368	Panasonic	*2)
R	SDHC Card	MSDAR40N16G	-	TOSHIBA	-

*1) Used for above 1 GHz.

*2) Used for below 1 GHz.

List of Cables Used

No.	Name	Length (m)	Shield		Remarks
			Cable	Connector	
1	DC	2.0	Unshielded	Unshielded	+B, GND
2	DC	0.5 + 1.4	Unshielded	Unshielded	-
3	AC	2.9	Unshielded	Unshielded	-
4	CAN H/L	2.0 + 0.5	Unshielded	Unshielded	-
5	STSW_RX(+/-)	2.0 + 1.1	Unshielded	Unshielded	-
6	STSW_TX(+/-)	2.0 + 1.1	Unshielded	Unshielded	-
7	PRIVATEACC_OUT3 (PWRCtrl)	2.0 + 1.1	Unshielded	Unshielded	-
8	N.C.(GND)	2.0	Unshielded	Unshielded	-
9	N.C.(GND)	2.0	Unshielded	Unshielded	-
10	PRIVATEACC_OUT1	2.0	Unshielded	Unshielded	-
11	PRIVATEACC_OUT2	2.0	Unshielded	Unshielded	-
12	PRIVATEACC_OUT4	2.0	Unshielded	Unshielded	-
13	ACC	2.0	Unshielded	Unshielded	-
14	USB	2.0	Shielded	Shielded	-
15	AM/FM Antenna	1.9	Shielded	Shielded	-
16	XM Antenna	1.9	Shielded	Shielded	-
17	GVIF	2.0	Shielded	Shielded	-
18	GMSL	2.0	Shielded	Shielded	-
19	GMSL	2.0	Shielded	Shielded	-
20	GMSL	2.0	Shielded	Shielded	-
21	GMSL	2.0	Shielded	Shielded	-
22	ISPU	2.0	Shielded	Shielded	-
23	Ether	2.0	Shielded	Shielded	-
24	GPS Antenna	2.0 + 0.2	Shielded	Shielded	-
25	USB	1.0	Shielded	Shielded	-
26	DC	0.5	Unshielded	Unshielded	-
27	DC	1.1	Unshielded	Unshielded	-
28	DC	1.0	Unshielded	Unshielded	-
29	DC	1.1	Unshielded	Unshielded	-
30	DC	0.1 + 1.0	Unshielded	Unshielded	-
31	DC	0.1 + 1.0	Unshielded	Unshielded	-
32	DC	0.1 + 1.5	Unshielded	Unshielded	-
33	DC	1.0	Unshielded	Unshielded	-
34	Signal	0.1	Unshielded	Unshielded	-
35	IG1	1.0	Unshielded	Unshielded	-
36	DCM_MUTE	1.0	Unshielded	Unshielded	-
37	istopCTRL	1.0	Unshielded	Unshielded	-
38	Front_AVAS_S_GND	1.0	Unshielded	Unshielded	-
39	Front_AVAS_N	1.0	Unshielded	Unshielded	-
40	Front_AVAS_P	1.0	Unshielded	Unshielded	-
41	Front_ISB_N	1.0	Unshielded	Unshielded	-
42	Front_ISB_P	1.0	Unshielded	Unshielded	-
43	Rear_ISB_N	1.0	Unshielded	Unshielded	-
44	Rear_ISB_P	1.0	Unshielded	Unshielded	-
45	DC	2.0	Unshielded	Unshielded	IG
46	Signal	0.5	Unshielded	Unshielded	-

End of Report