
APPENDIX 3: Photographs of Test Setup

Antenna Terminal Conducted Tests




Photo 1


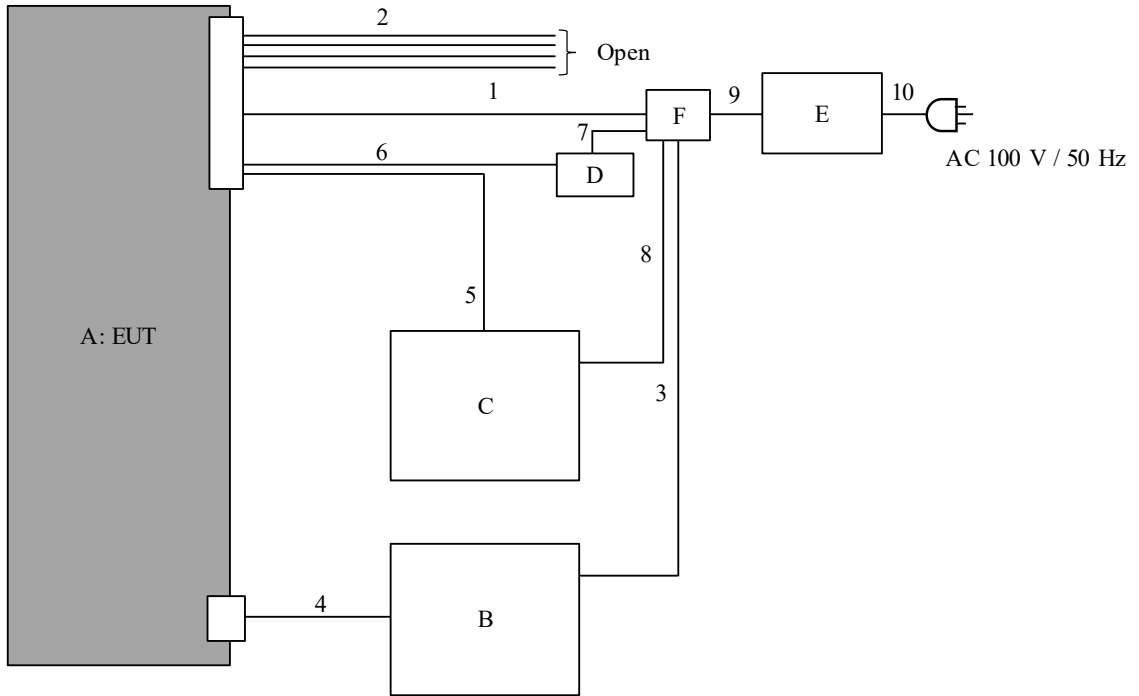


Photo 2

APPENDIX 4: Configuration and peripherals

[Antenna Terminal Conducted test]



Description of EUT and Support Equipment

No.	Item	Model Number	Serial Number	Manufacturer	Remarks
A	AV Control Unit for In-Vehicle Infotainment	AM2202	CY23_DCV_HW4M_J30KFULL060	Panasonic Automotive Systems Co., Ltd.	EUT
B	Display	M7G Display (DCV)	[S]133	ALPINE ELECTRONICS	-
C	Commander	M7G Commander (DCV)	[S]452	ALPINE ELECTRONICS	-
D	CAN SIM BOX	TS17040-200	00376	Panasonic Automotive Systems Co., Ltd.	-
E	Power Supply (DC)	SPI008	-	GOODGOODS	-
F	DC sharing Box	RS-PDB125	No.061	-	-

List of Cables Used

No.	Name	Length (m)	Shield		Remarks
			Cable	Connector	
1	DC	1.0	Unshielded	Unshielded	-
2	Signal	1.0	Unshielded	Unshielded	-
3	DC	1.0	Unshielded	Unshielded	-
4	Signal	1.0	Shielded	Shielded	-
5	Signal	1.0	Unshielded	Unshielded	-
6	Signal	1.0 + 0.5	Unshielded	Unshielded	-
7	DC	0.5	Unshielded	Unshielded	-
8	DC	1.0	Unshielded	Unshielded	-
9	DC	0.5 + 1.0	Unshielded	Unshielded	-
10	AC	1.5	Unshielded	Unshielded	-

End of Report