



---

**APPENDIX 3: Photographs of Test Setup**

**Radiated Emission**  
**(Mode 1 to 3)**



**Photo 1**



**Photo 2**

**Radiated Emission**  
**(Mode 4 to 6)**



**Photo 1**



**Photo 2**

### Worst Case Position


**Mode 1 to 3**  
124.6 kHz / 127.8 kHz / 129.5 kHz

Below 30 MHz:  
Z-axis  
Above 30 MHz:  
(Horizontal: X-axis / Vertical: X-axis)

**X-axis**



**Y-axis**



**Z-axis**



**Mode 4 to 6**  
120.4 kHz / 128.6 kHz / 134.3 kHz

Below 30 MHz:  
Z-axis  
Above 30 MHz:  
(Horizontal: X-axis / Vertical: X-axis)

**X-axis**



**Y-axis**



**Z-axis**



**End of Report**