





PHOTOGRAPHS OF THE TEST CONFIGURATION

Radiated Emissions up to 1 GHz



Mode A



Mode B





Mode C





Radiated Emissions above 1 GHz



Mode A



Mode B




Mode C



Antenna-conducted Power Measurement

Mode A ~ C



Mode D ~ F

