

# APPENDIX II

## Radiated Test Data at Anechoic Chamber

(Total Page : 16)







Faint, illegible text, possibly bleed-through from the reverse side of the page.

-----  
-----  
-----  
-----

Faint, illegible text, possibly bleed-through from the reverse side of the page.

|         |                                |     |     |       |                               |
|---------|--------------------------------|-----|-----|-------|-------------------------------|
| 100 MHz | 430                            | 520 | 720 | 850   | 1000                          |
| Unit    | 101 0000-0 0                   |     |     | 0.5AL | 0.010000000000000000 VERTICAL |
| EUT     | 15 MONITOR N.N.TX-75F75-005F75 |     |     | Power | 1000000000000000000           |
| Format  | 588 Standard                   | 0   |     | mode  | 1000 0 0 0 0                  |
| Band    | 87.9MHz (640x800)              |     |     |       |                               |



100 MHz 200 400 600 800 1000  
 UNIT: 1000000 Hz  
 Scale: 1000000 Hz  
 Resolution: 1000000 Hz  
 Bandwidth: 1000000 Hz  
 Frequency: 1000000 Hz  
 Power: 1000000 Hz  
 Trace: 1000000 Hz

100 MHz 200 400 600 800 1000  
 UNIT: 1000000 Hz  
 Scale: 1000000 Hz  
 Resolution: 1000000 Hz  
 Bandwidth: 1000000 Hz  
 Frequency: 1000000 Hz  
 Power: 1000000 Hz  
 Trace: 1000000 Hz

100 MHz 200 400 600 800 1000  
 UNIT: 1000000 Hz  
 Scale: 1000000 Hz  
 Resolution: 1000000 Hz  
 Bandwidth: 1000000 Hz  
 Frequency: 1000000 Hz  
 Power: 1000000 Hz  
 Trace: 1000000 Hz

100 MHz 200 400 600 800 1000  
 UNIT: 1000000 Hz  
 Scale: 1000000 Hz  
 Resolution: 1000000 Hz  
 Bandwidth: 1000000 Hz  
 Frequency: 1000000 Hz  
 Power: 1000000 Hz  
 Trace: 1000000 Hz





1. The first part of the document discusses the importance of maintaining accurate records of all transactions and activities. It emphasizes that this is crucial for ensuring transparency and accountability in the organization's operations.


2. The second part of the document outlines the various methods and tools used to collect and analyze data. It highlights the need for robust data management systems that can handle large volumes of information efficiently.

3. The third part of the document focuses on the role of technology in enhancing data collection and analysis. It discusses how modern software solutions can automate repetitive tasks and provide real-time insights into organizational performance.

4. The fourth part of the document addresses the challenges associated with data collection and analysis. It identifies common issues such as data quality, integration, and security, and offers strategies to overcome these challenges.

5. The fifth part of the document concludes by summarizing the key findings and recommendations. It stresses the importance of continuous monitoring and improvement of data collection and analysis processes to ensure long-term success.

The following table provides a summary of the data collected during the study. It includes details on the number of records, the time period covered, and the primary categories of data.



20 MHz      64      128      192      256      320

Unit : 100 01000-0 0n      Power: 100010001001220 VERT100L

EDT : 1510001100 M-N: 7X-15773-005773      Trace: 1000, 0, 0, 0, 0

Margin: 0dB      Standard: 0


Memo : 48.4kHz(1024\*768)












470.000000 0.000000  
 470.000000 0.000000  
 470.000000 0.000000



470.000000 0.000000  
 470.000000 0.000000  
 470.000000 0.000000

100 MHz 440 500 560 620 680 740  
 Limit : F00 CLASS-B 3A Power: UNCL001070 (00) 1220 VERTICAL  
 EUT : IS/MONITOR M/N: TX-T5F73/DC5F73 Power: 120VAC/30Hz  
 Range: 6dB Standard: 0 Trace: 12dB 0 6 0 6  
 Reso : 61.6KHz (1280\*960)



1. The first part of the document discusses the importance of maintaining accurate records of all transactions. This is essential for ensuring the integrity of the financial statements and for providing a clear audit trail.

2. The second part of the document outlines the various methods used to collect and analyze data. These methods include direct observation, interviews, and the use of statistical software to process large volumes of information.

3. The third part of the document describes the results of the study. It shows that there is a significant correlation between the variables being studied, and that the findings are consistent with previous research in the field.

4. The fourth part of the document discusses the implications of the study. It suggests that the findings have important implications for practice and for further research in the area.

5. The fifth part of the document provides a conclusion and a summary of the key findings. It emphasizes the need for continued research and the importance of applying the findings to real-world situations.

6. The sixth part of the document contains a list of references and a list of figures. The references include books, articles, and other sources that have been consulted during the course of the study.