

EXHIBIT A-1(A)
Fty Control No.:KM600-F003
FCC ID: ACJ5Z6KX-P2080
(Alteration to be Introduced)

CERALOCK(12.00MHz)

Fig.2 : Parts View of PWBs

Switching Frequency
(0.03MHz-0.1MHz)




EXHIBIT A-1(M)
Fty Control No.:KM600-F003
FCC ID: ACJ5Z6KX-P2080
(Method Presently Employed)

CERALOCK(12.00MHz)

Fig.1 : Parts View of PWBs

Switching Frequency
(0.025MHz-0.25MHz)




EXHIBIT A-2(A)
Fty Control No.:KM600-F003
FCC ID: ACJ5Z6KX-P2080
(Alteration to be Introduced)

Fig.4 : Pattern View of PWBs




EXHIBIT A-2(M)
Fty Control No.:KM600-F003
FCC ID: ACJ5Z6KX-P2080
(Method Presently Employed)

Fig.3 : Pattern View of PWBs