

### APPENDIX 3: Photographs of test setup

#### Conducted Emission



Photo 1






Photo 2

### Radiated Spurious Emission



**Photo 1**



**Photo 2**

**Worst Case Position**  
**(Horizontal: Z-axis/ Vertical:Y-axis)**

**X-axis**



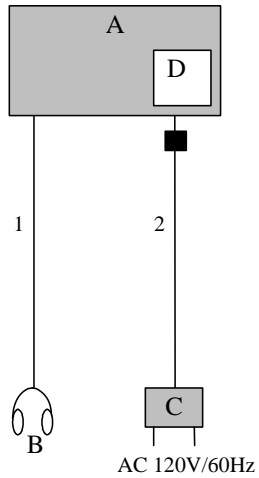
**Y-axis**



**Z-axis**



## 4.2 Configuration and peripherals



■ : Standard Ferrite Core

\* Cabling and setup(s) were taken into consideration and test data was taken under worse case conditions.

### Description of EUT

No.	Item	Model number	Serial number	Manufacturer	Remarks
A	MULTIMEDIA SYSTEM	UN-W700	DVT3 No.8	Panasonic Corporation	EUT
B	Headphone	-	-	Panasonic Corporation	-
C	AC Adaptor	VSK0784	C2061041PE	Panasonic Corporation	EUT
D	SD card	256MB	BJ8CA308932	Panasonic Corporation	-

### List of cables used

No.	Name	Length (m)	Shield		Remarks
			Cable	Connector	
1	Headphone Cable	0.75	Shielded	Unshielded	-
2	DC Cable	0.60	Shielded	Shielded	-

**UL Japan, Inc.**

**Head Office EMC Lab.**

4383-326 Asama-cho, Ise-shi, Mie-ken 516-0021 JAPAN

Telephone : +81 596 24 8116

Facsimile : +81 596 24 8124