


8. Photographs of test setup


Photograph 1: Set-up for Conducted Emissions at Antenna Port



Photograph 2: Set-up for Front View Conducted Testing




Photograph 3: Set-up for Back View Conducted Testing




Photograph 4: Set-up for Radiated Emission, EUT Configuration X-Axis




Photograph 5: Set-up for Radiated Emission, EUT Configuration Y-Axis



Photograph 6: Set-up for Radiated Emission, EUT Configuration Z-Axis



Photograph 7: Set-up for Radiated Emission of Transmitter and Receiver, Front View



Produkte
Products

Prüfbericht - Nr.: 12307581 001
Test Report No.:

Seite 47 von 49
Page 47 of 49

Photograph 8: Set-up for Radiated Emission of Transmitter and Receiver, Rear View

