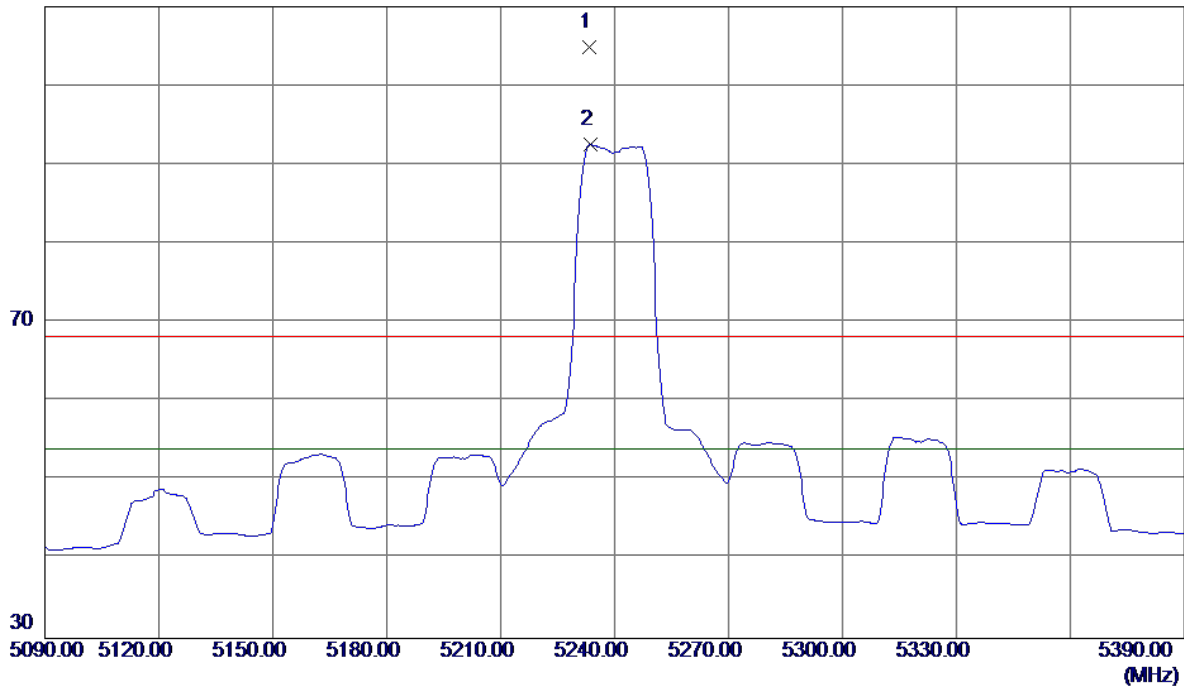


Orthogonal Axis:	X
Test Mode:	UNII-1/ TX N20 Mode 5240MHz

Vertical

110 dBuV/m

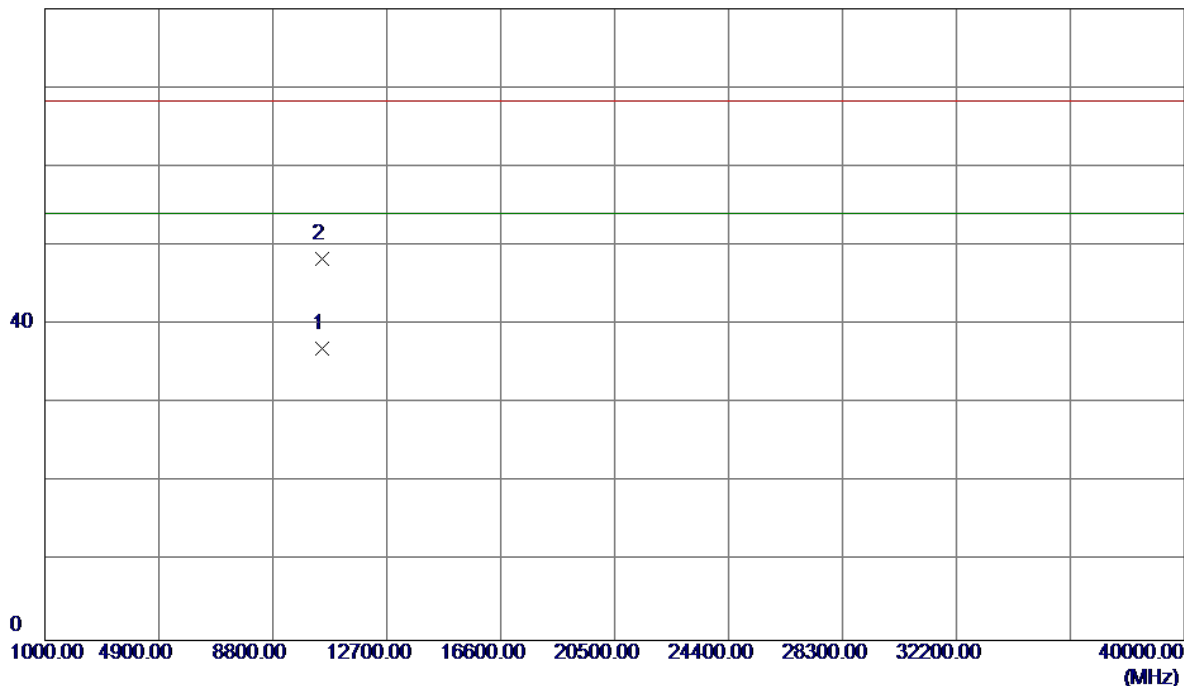


No.	Freq. MHz	Reading Level dBuV/m	Correct Factor dB	Measure ment dBuV/m	Limit dBuV/m	Margin dB	Detector	Comment
1	5233.4000	66.61	38.26	104.87	68.30	36.57	Peak	No Limit
2	5233.7000	54.28	38.26	92.54	54.00	38.54	AVG	No Limit

Orthogonal Axis:	X
Test Mode:	UNII-1/ TX N20 Mode 5240MHz

Vertical

80 dBuV/m

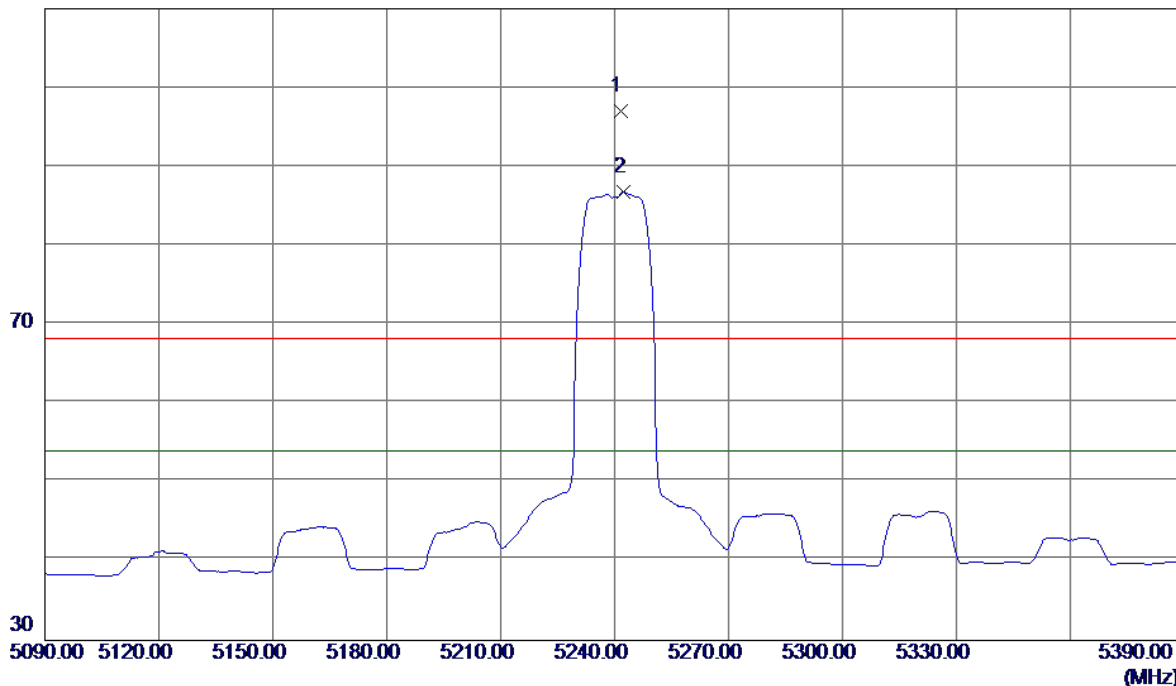


No.	Freq. MHz	Reading Level dBuV/m	Correct Factor dB	Measure ment dBuV/m	Limit dBuV/m	Margin dB	Detector	Comment
1	10479.9600	22.35	14.56	36.91	54.00	-17.09	AVG	
2	10480.4300	33.82	14.56	48.38	68.30	-19.92	Peak	

Orthogonal Axis:	X
Test Mode:	UNII-1/ TX N20 Mode 5240MHz

Horizontal

110 dBuV/m

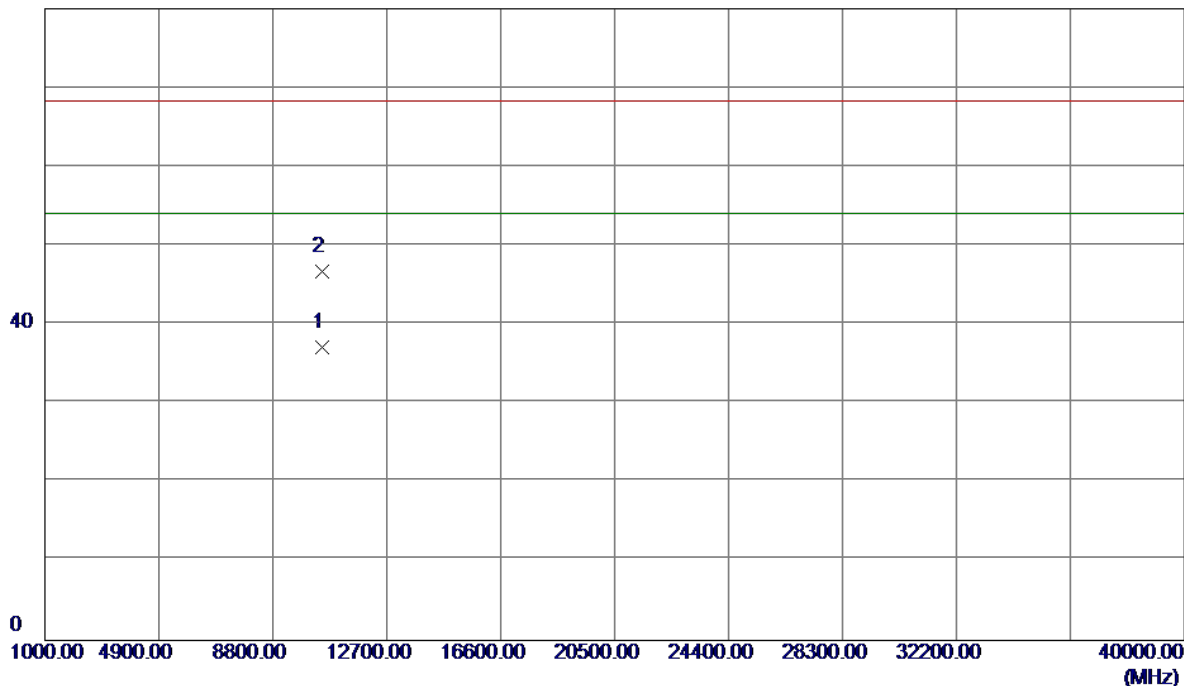


No.	Freq. MHz	Reading Level dBuV/m	Correct Factor dB	Measure ment dBuV/m	Limit dBuV/m	Margin dB	Detector	Comment
1	5241.5000	58.78	38.30	97.08	68.30	28.78	Peak	No Limit
2	5242.4000	48.45	38.30	86.75	54.00	32.75	AVG	No Limit

Orthogonal Axis:	X
Test Mode:	UNII-1/ TX N20 Mode 5240MHz

Horizontal

80 dBuV/m

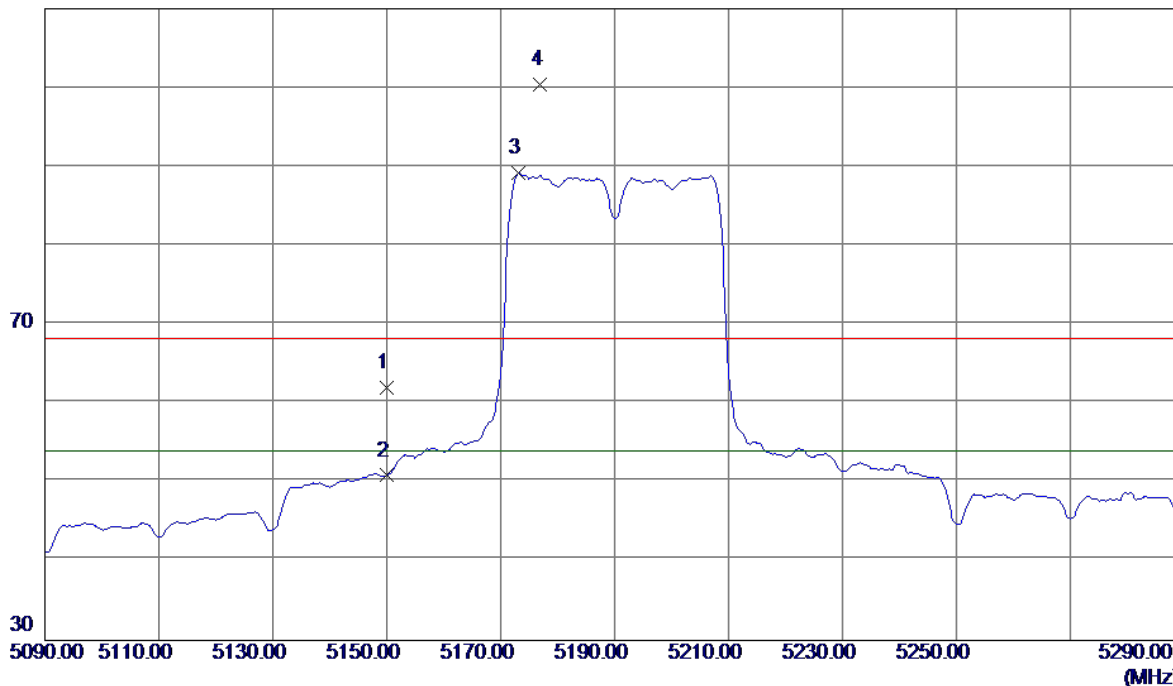


No.	Freq. MHz	Reading Level dBuV/m	Correct Factor dB	Measure ment dBuV/m	Limit dBuV/m	Margin dB	Detector	Comment
1	10480.2699	22.55	14.56	37.11	54.00	-16.89	AVG	
2	10480.5599	32.13	14.56	46.69	68.30	-21.61	Peak	

Orthogonal Axis:	X
Test Mode:	UNII-1/ TX N40 Mode 5190MHz

Vertical

110 dBuV/m

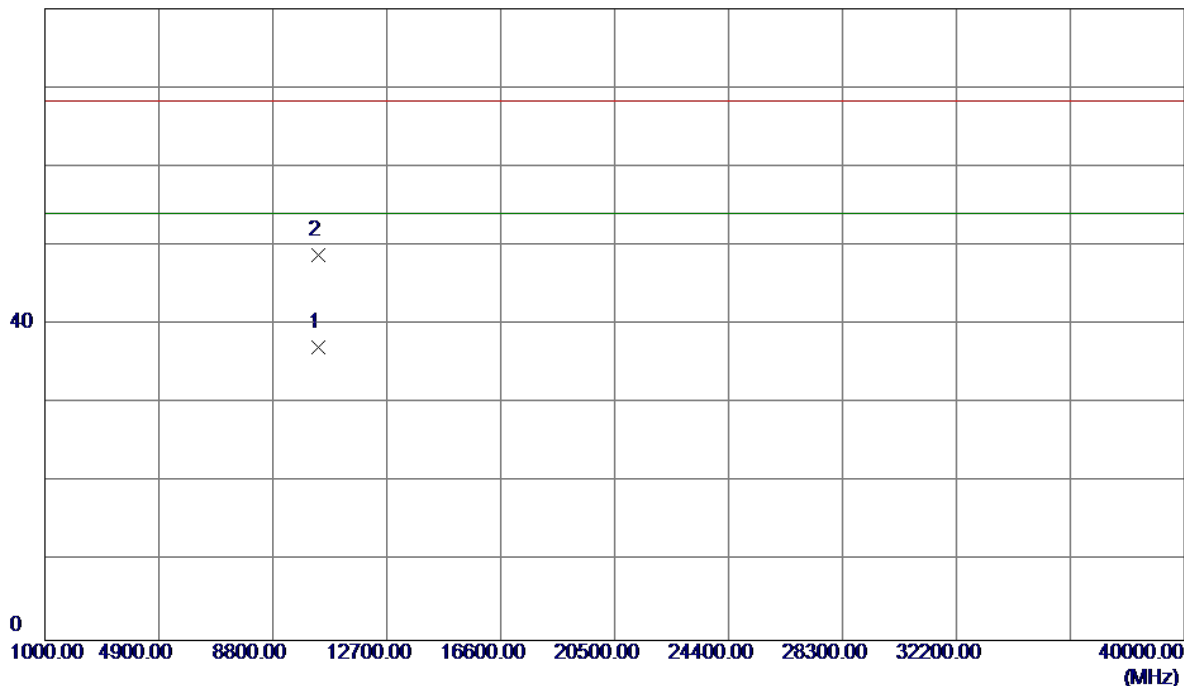


No.	Freq. MHz	Reading Level dBuV/m	Correct Factor dB	Measure ment dBuV/m	Limit dBuV/m	Margin dB	Detector	Comment
1	5150.0000	24.06	37.89	61.95	68.30	-6.35	Peak	
2	5150.0000	12.99	37.89	50.88	54.00	-3.12	AVG	
3	5173.2000	51.21	38.00	89.21	54.00	35.21	AVG	No Limit
4	5177.0000	62.46	38.01	100.47	68.30	32.17	Peak	No Limit

Orthogonal Axis:	X
Test Mode:	UNII-1/ TX N40 Mode 5190MHz

Vertical

80 dBuV/m

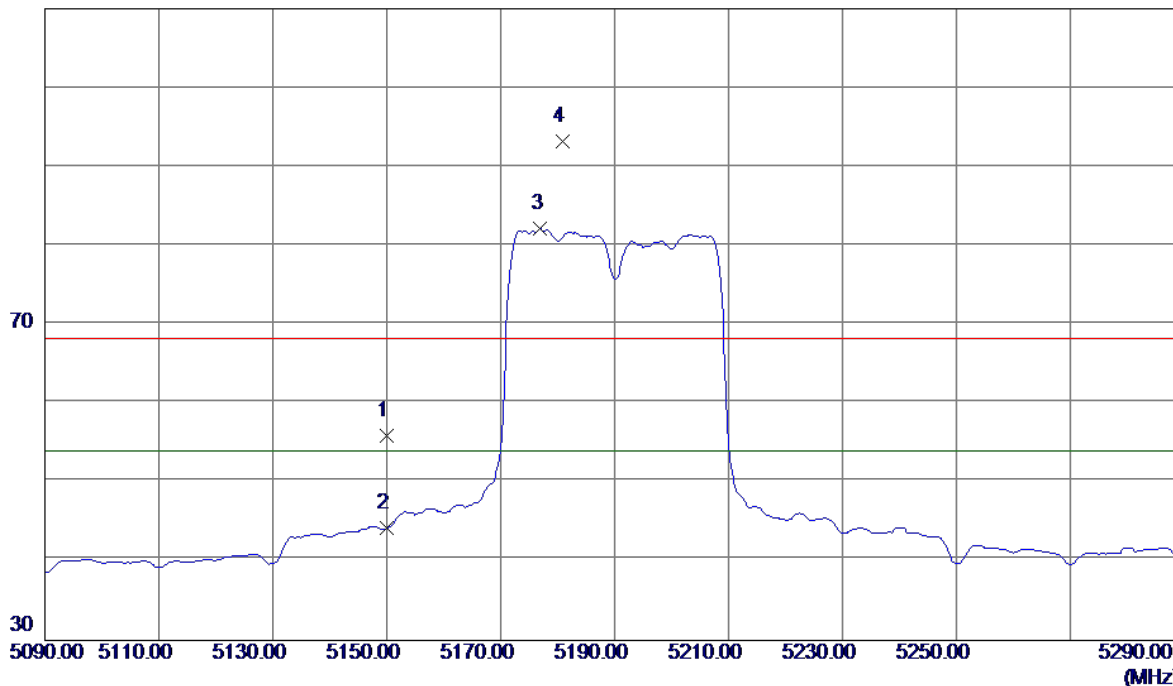


No.	Freq. MHz	Reading Level dBuV/m	Correct Factor dB	Measure ment dBuV/m	Limit dBuV/m	Margin dB	Detector	Comment
1	10380.8000	22.79	14.37	37.16	54.00	-16.84	AVG	
2	10380.6000	34.50	14.37	48.87	68.30	-19.43	Peak	

Orthogonal Axis:	X
Test Mode:	UNII-1/ TX N40 Mode 5190MHz

Horizontal

110 dBuV/m

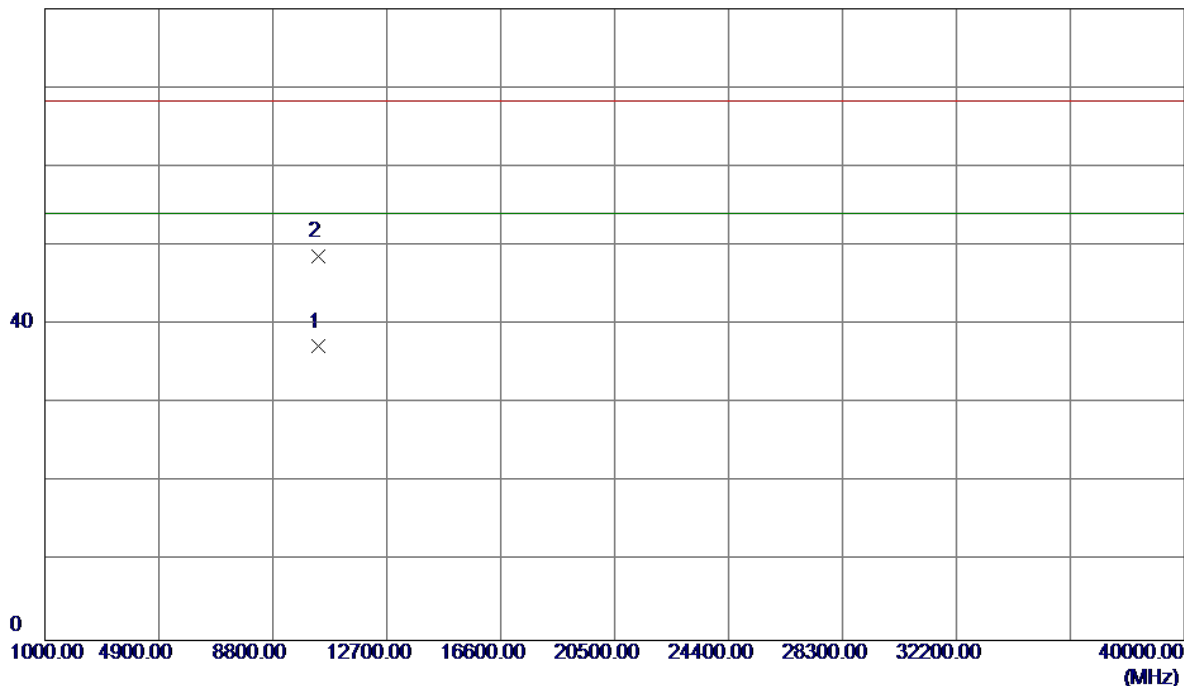


No.	Freq. MHz	Reading Level dBuV/m	Correct Factor dB	Measure ment dBuV/m	Limit dBuV/m	Margin dB	Detector	Comment
1	5150.0000	18.02	37.89	55.91	68.30	-12.39	Peak	
2	5150.0000	6.28	37.89	44.17	54.00	-9.83	AVG	
3	5177.0000	44.10	38.01	82.11	54.00	28.11	AVG	No Limit
4	5180.8000	55.21	38.03	93.24	68.30	24.94	Peak	No Limit

Orthogonal Axis:	X
Test Mode:	UNII-1/ TX N40 Mode 5190MHz

Horizontal

80 dBuV/m

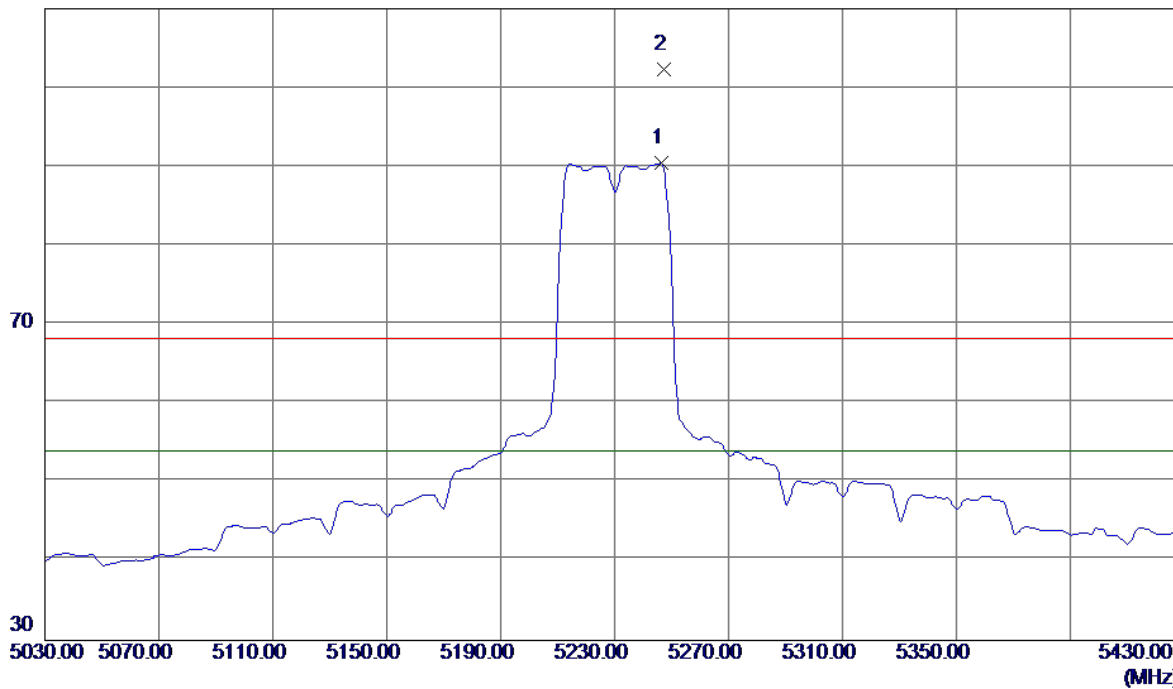


No.	Freq. MHz	Reading Level dBuV/m	Correct Factor dB	Measure ment dBuV/m	Limit dBuV/m	Margin dB	Detector	Comment
1	10380.2800	22.83	14.37	37.20	54.00	-16.80	AVG	
2	10380.5300	34.28	14.37	48.65	68.30	-19.65	Peak	

Orthogonal Axis:	X
Test Mode:	UNII-1/ TX N40 Mode 5230MHz

Vertical

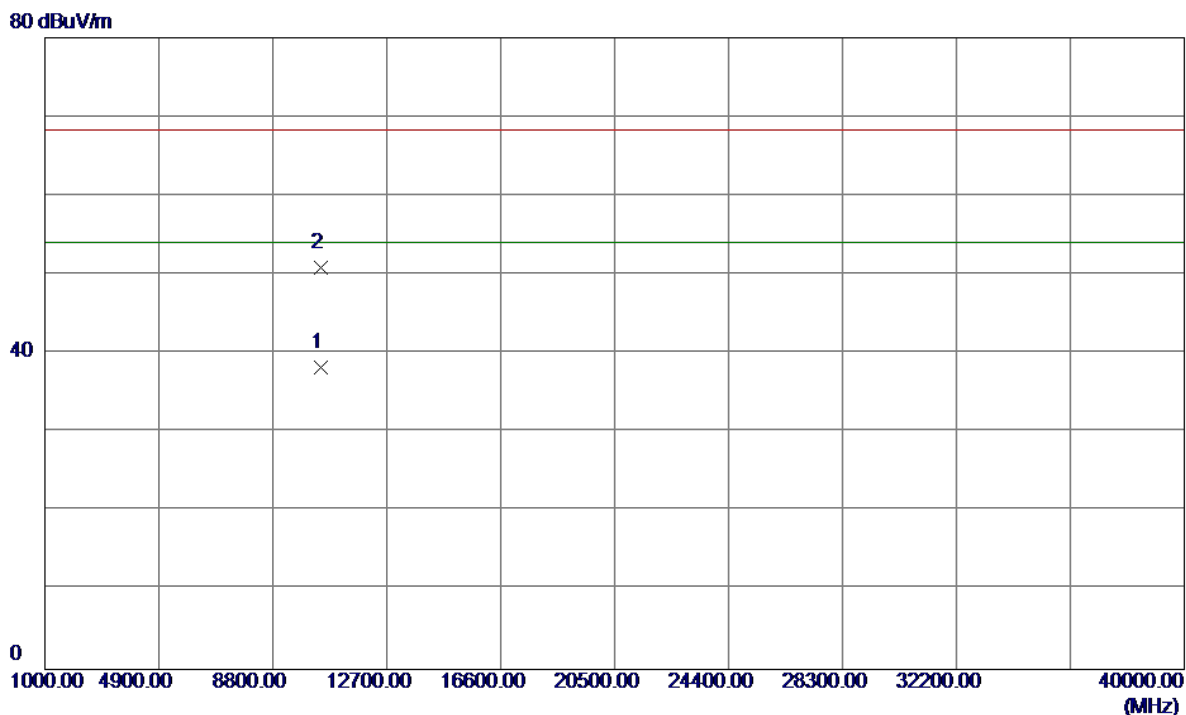
110 dBuV/m



No.	Freq. MHz	Reading Level dBuV/m	Correct Factor dB	Measure ment dBuV/m	Limit dBuV/m	Margin dB	Detector	Comment
1	5246.4000	52.10	38.32	90.42	54.00	36.42	AVG	No Limit
2	5247.2000	63.99	38.32	102.31	68.30	34.01	Peak	No Limit

Orthogonal Axis:	X
Test Mode:	UNII-1/ TX N40 Mode 5230MHz

Vertical

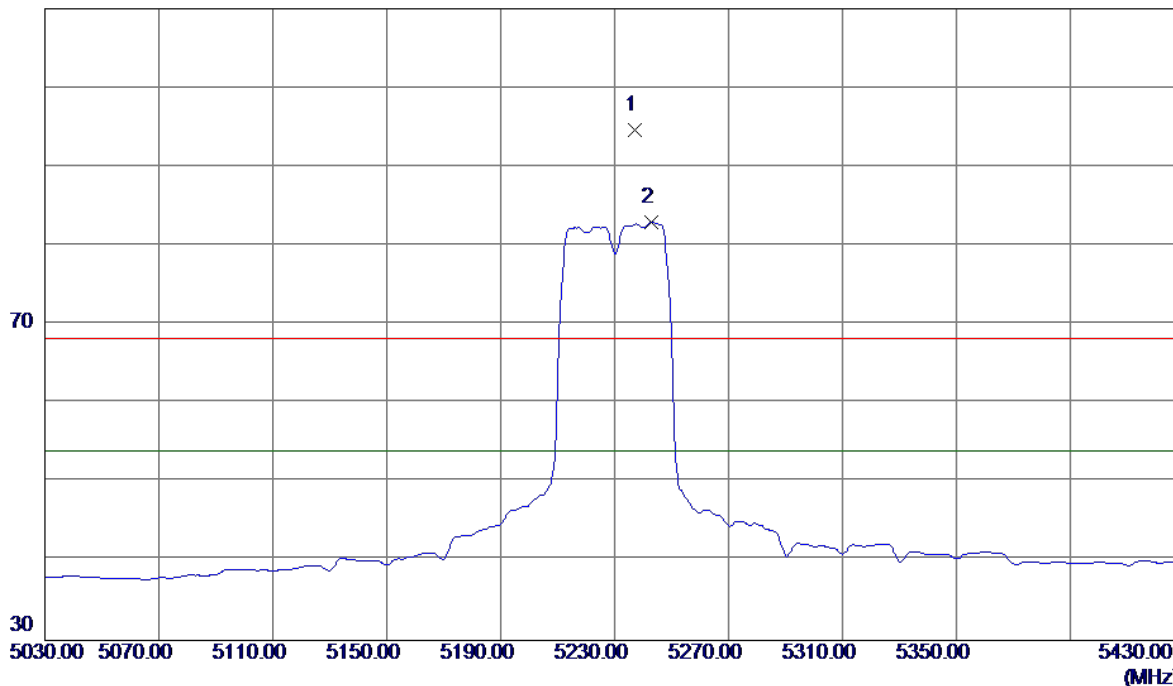


No.	Freq. MHz	Reading Level dBuV/m	Correct Factor dB	Measure ment dBuV/m	Limit dBuV/m	Margin dB	Detector	Comment
1	10460.2800	23.76	14.52	38.28	54.00	-15.72	AVG	
2	10460.3300	36.39	14.52	50.91	68.30	-17.39	Peak	

Orthogonal Axis:	X
Test Mode:	UNII-1/ TX N40 Mode 5230MHz

Horizontal

110 dBuV/m

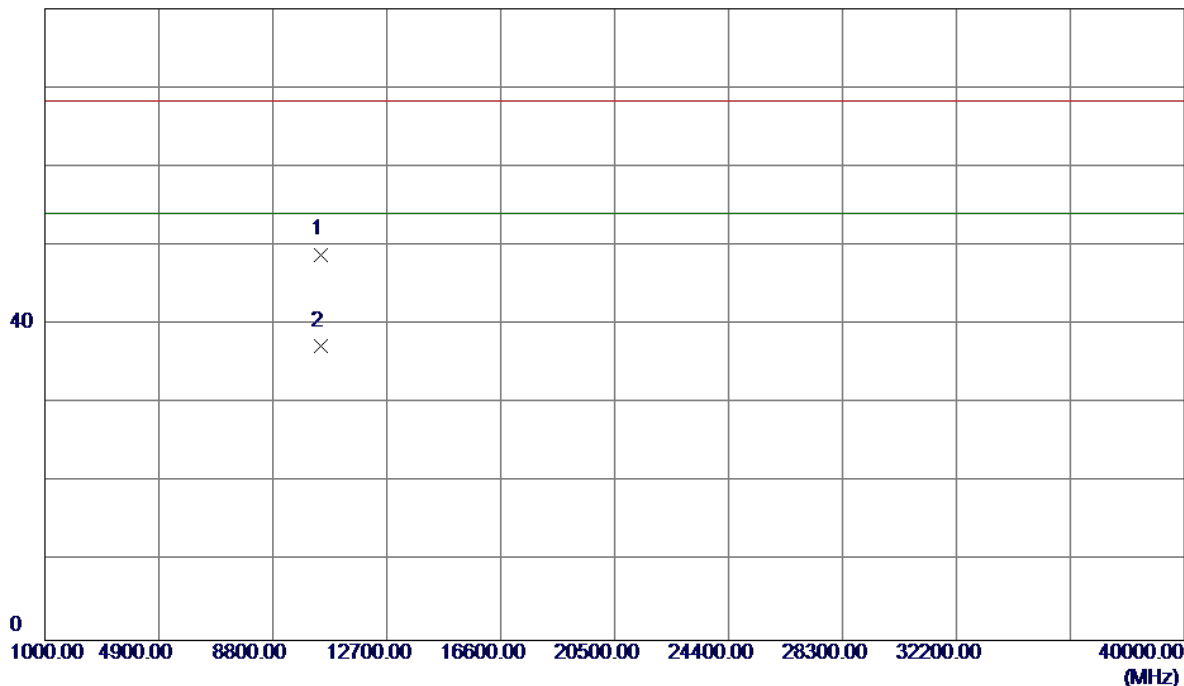


No.	Freq. MHz	Reading Level dBuV/m	Correct Factor dB	Measure ment dBuV/m	Limit dBuV/m	Margin dB	Detector	Comment
1	5237.2000	56.39	38.28	94.67	68.30	26.37	Peak	No Limit
2	5242.8000	44.63	38.30	82.93	54.00	28.93	AVG	No Limit

Orthogonal Axis:	X
Test Mode:	UNII-1/ TX N40 Mode 5230MHz

Horizontal

80 dBuV/m

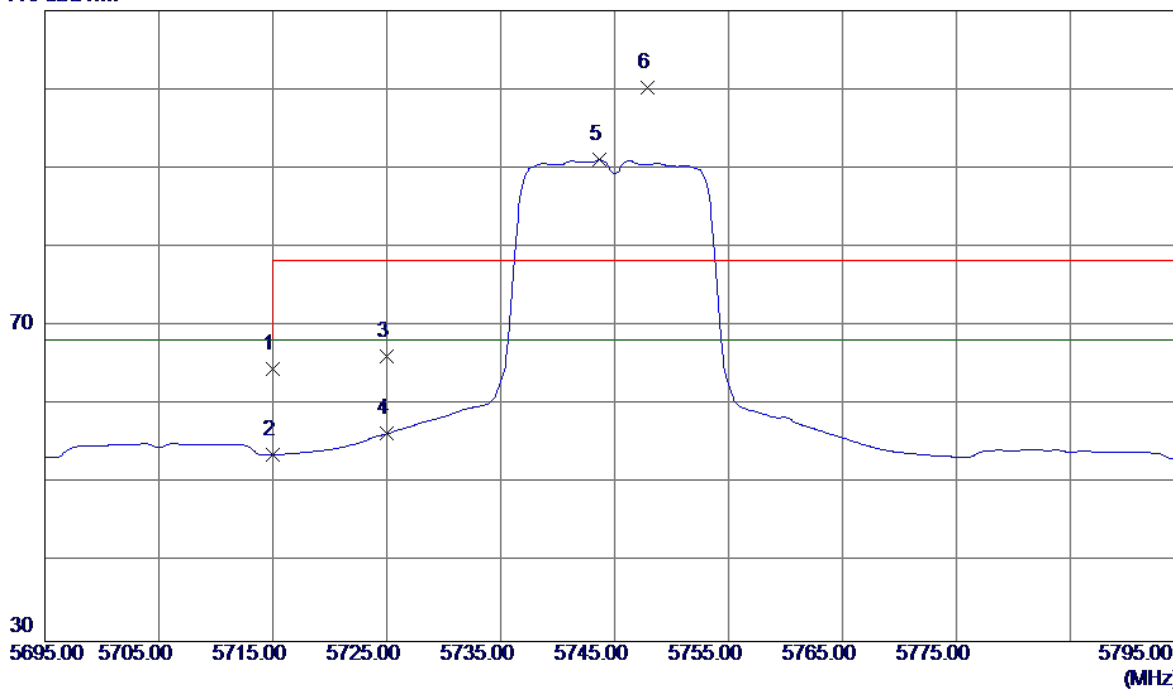


No.	Freq. MHz	Reading Level dBuV/m	Correct Factor dB	Measure ment dBuV/m	Limit dBuV/m	Margin dB	Detector	Comment
1	10459.6400	34.36	14.52	48.88	68.30	-19.42	Peak	
2	10460.5300	22.76	14.52	37.28	54.00	-16.72	AVG	

Orthogonal Axis:	X
Test Mode:	UNII-3/TX A Mode 5745MHz

Vertical

110 dBuV/m

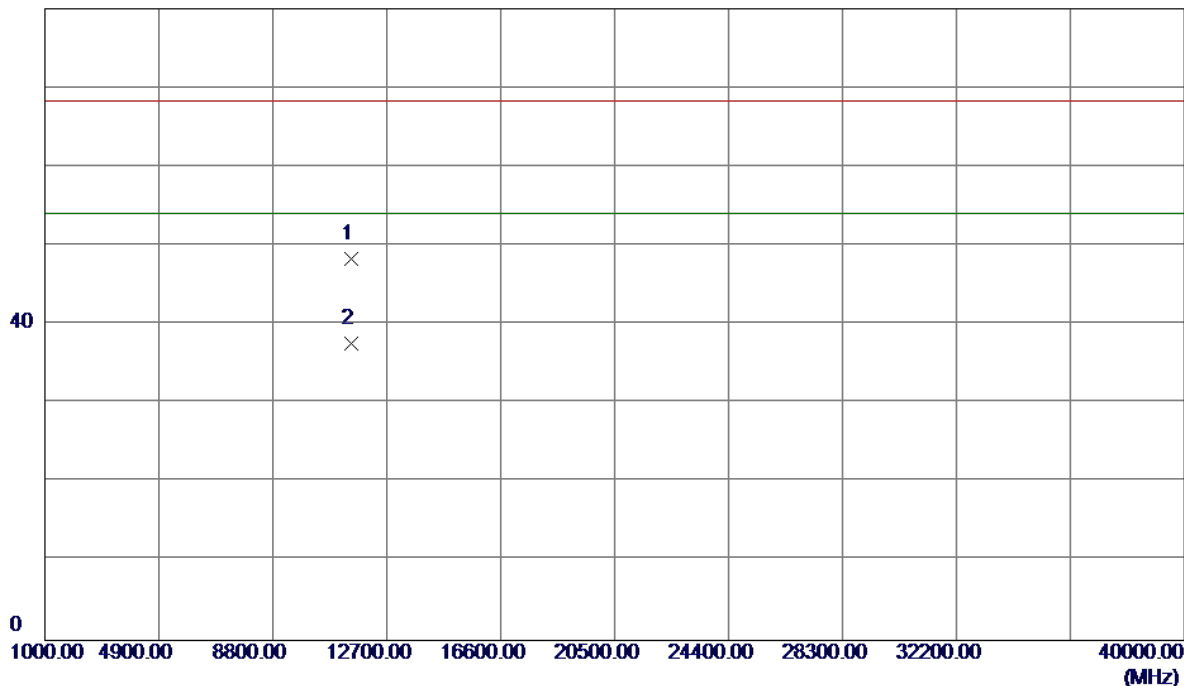


No.	Freq. MHz	Reading Level dBuV/m	Correct Factor dB	Measure ment dBuV/m	Limit dBuV/m	Margin dB	Detector	Comment
1	5715.0000	23.97	40.54	64.51	68.30	-3.79	Peak	
2	5715.0000	13.14	40.54	53.68	68.30	-14.62	AVG	
3	5725.0000	25.57	40.59	66.16	78.30	-12.14	Peak	
4	5725.0000	15.76	40.59	56.35	68.30	-11.95	AVG	
5	5743.7000	50.38	40.69	91.07	68.30	22.77	AVG	No Limit
6	5747.9000	59.56	40.71	100.27	78.30	21.97	Peak	No Limit

Orthogonal Axis:	X
Test Mode:	UNII-3/TX A Mode 5745MHz

Vertical

80 dBuV/m

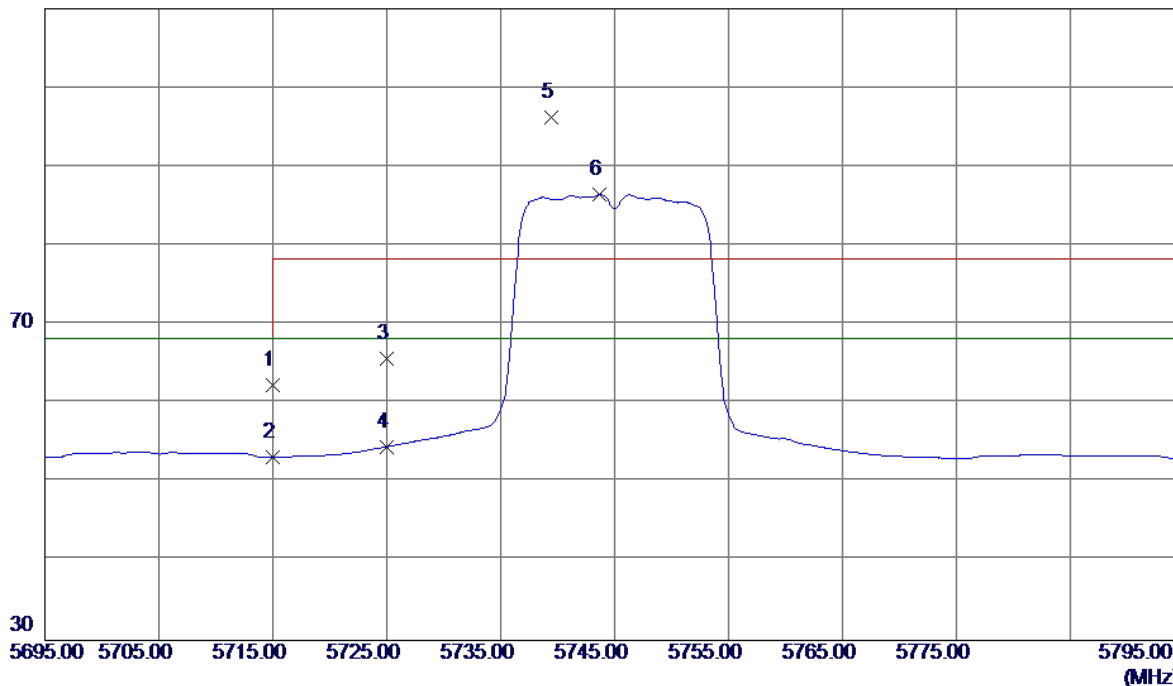


No.	Freq. MHz	Reading Level dBuV/m	Correct Factor dB	Measure ment dBuV/m	Limit dBuV/m	Margin dB	Detector	Comment
1	11490.3300	32.86	15.52	48.38	68.30	-19.92	Peak	
2	11490.4500	22.12	15.52	37.64	54.00	-16.36	AVG	

Orthogonal Axis:	X
Test Mode:	UNII-3/TX A Mode 5745MHz

Horizontal

110 dBuV/m

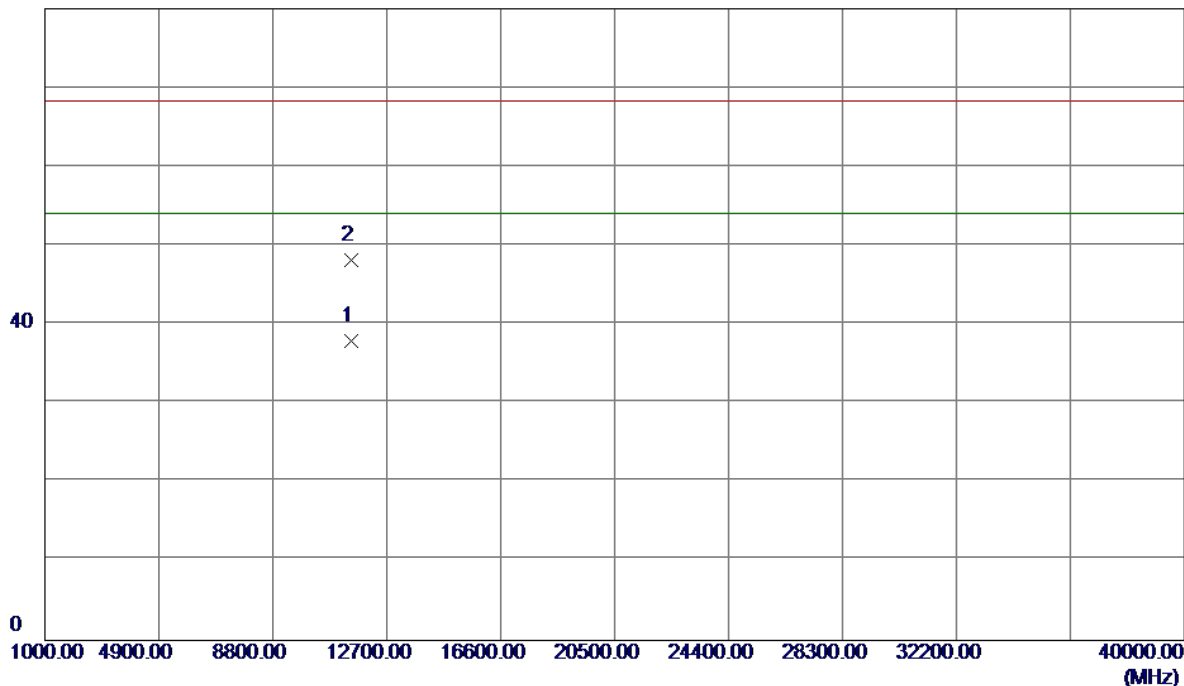


No.	Freq. MHz	Reading Level dBuV/m	Correct Factor dB	Measure ment dBuV/m	Limit dBuV/m	Margin dB	Detector	Comment
1	5715.0000	21.83	40.54	62.37	68.30	-5.93	Peak	
2	5715.0000	12.68	40.54	53.22	68.30	-15.08	AVG	
3	5725.0000	25.07	40.59	65.66	78.30	-12.64	Peak	
4	5725.0000	13.95	40.59	54.54	68.30	-13.76	AVG	
5	5739.4000	55.52	40.67	96.19	78.30	17.89	Peak	No Limit
6	5743.7000	45.75	40.69	86.44	68.30	18.14	AVG	No Limit

Orthogonal Axis:	X
Test Mode:	UNII-3/TX A Mode 5745MHz

Horizontal

80 dBuV/m

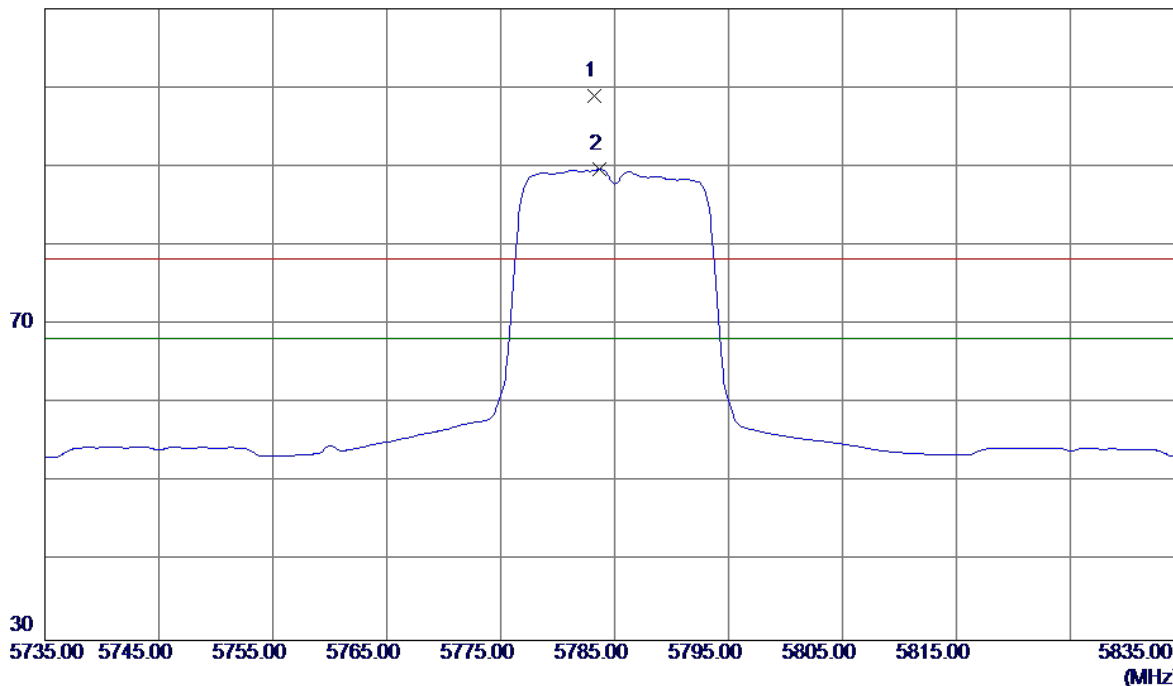


No.	Freq. MHz	Reading Level dBuV/m	Correct Factor dB	Measure ment dBuV/m	Limit dBuV/m	Margin dB	Detector	Comment
1	11489.7800	22.35	15.52	37.87	54.00	-16.13	AVG	
2	11490.3099	32.62	15.52	48.14	68.30	-20.16	Peak	

Orthogonal Axis:	X
Test Mode:	UNII-3/TX A Mode 5785MHz

Vertical

110 dBuV/m

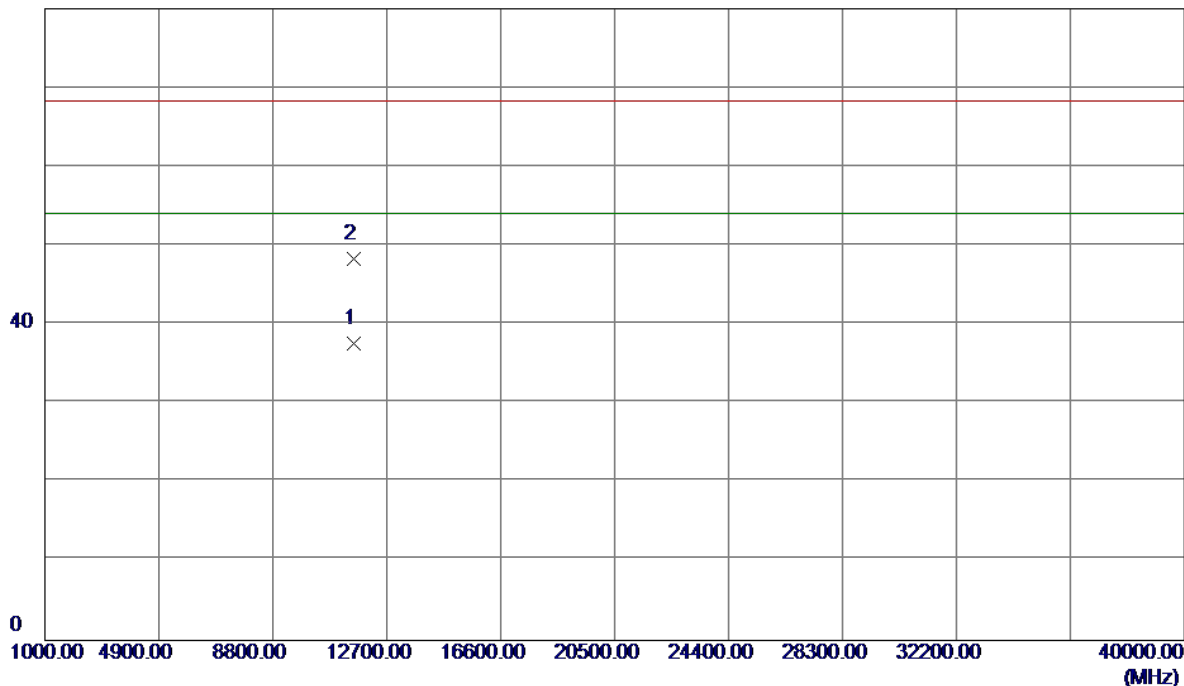


No.	Freq. MHz	Reading Level dBuV/m	Correct Factor dB	Measure ment dBuV/m	Limit dBuV/m	Margin dB	Detector	Comment
1	5783.2000	58.06	40.89	98.95	78.30	20.65	Peak	No Limit
2	5783.7000	48.79	40.89	89.68	68.30	21.38	AVG	No Limit

Orthogonal Axis:	X
Test Mode:	UNII-3/TX A Mode 5785MHz

Vertical

80 dBuV/m

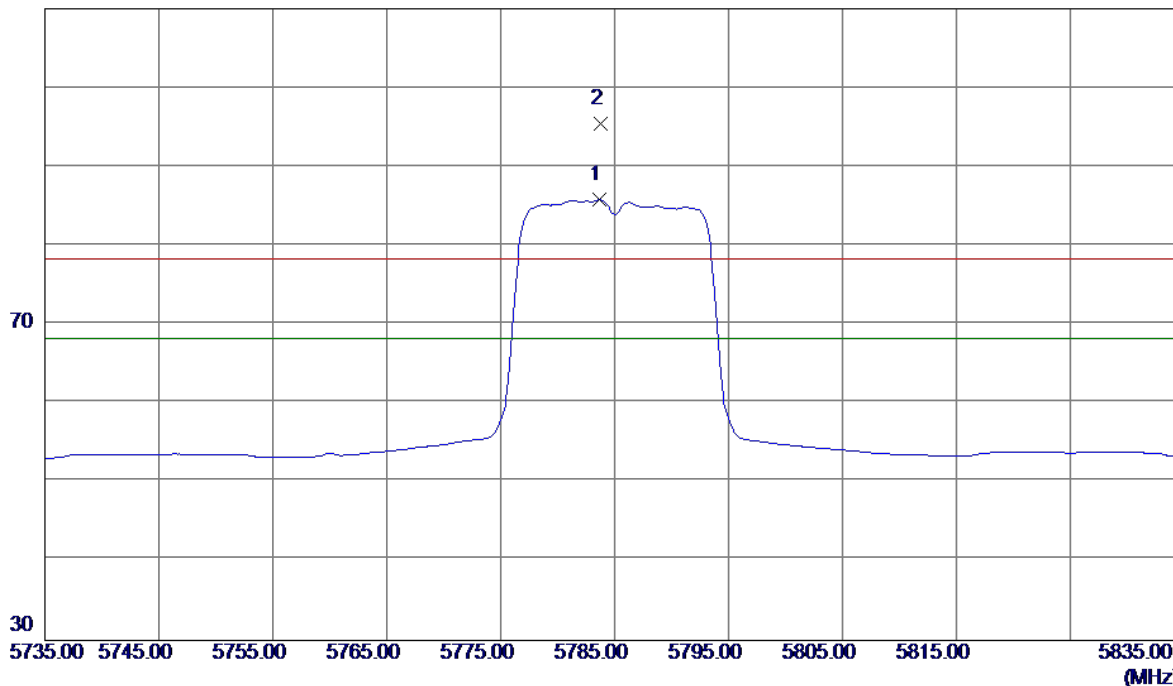


No.	Freq. MHz	Reading Level dBuV/m	Correct Factor dB	Measure ment dBuV/m	Limit dBuV/m	Margin dB	Detector	Comment
1	11569.8000	22.01	15.55	37.56	54.00	-16.44	AVG	
2	11570.2000	32.70	15.55	48.25	68.30	-20.05	Peak	

Orthogonal Axis:	X
Test Mode:	UNII-3/TX A Mode 5785MHz

Horizontal

110 dBuV/m

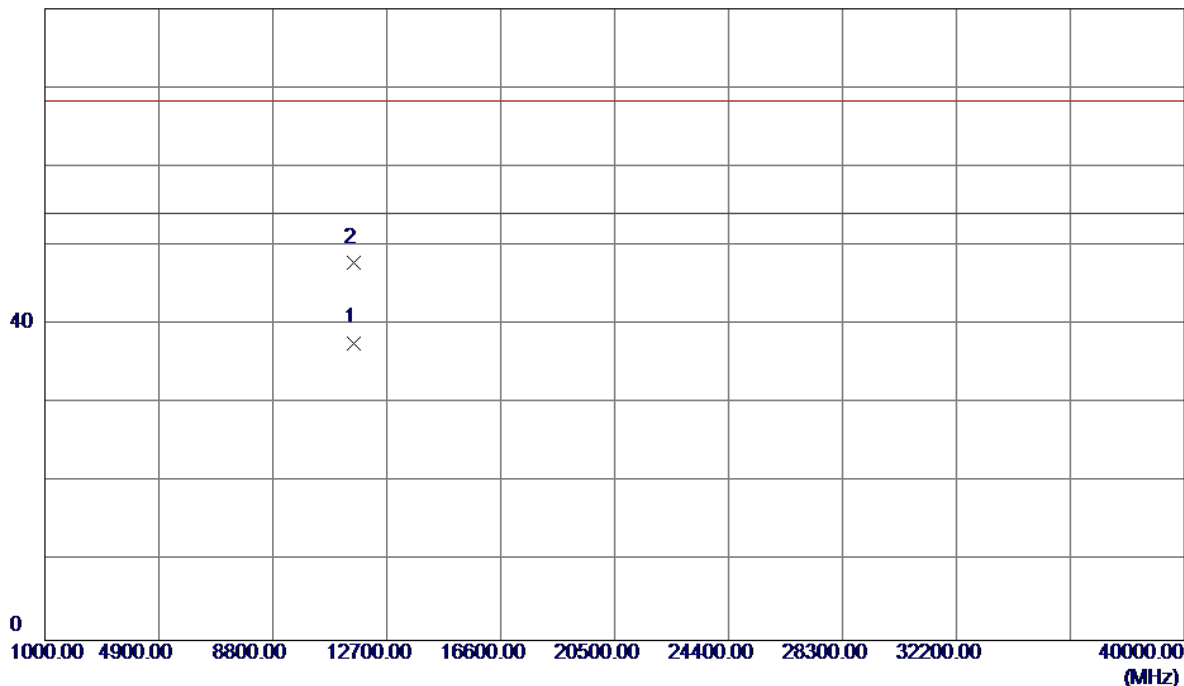


No.	Freq. MHz	Reading Level dBuV/m	Correct Factor dB	Measure ment dBuV/m	Limit dBuV/m	Margin dB	Detector	Comment
1	5783.7000	44.90	40.89	85.79	68.30	17.49	AVG	No Limit
2	5783.8000	54.61	40.89	95.50	78.30	17.20	Peak	No Limit

Orthogonal Axis:	X
Test Mode:	UNII-3/TX A Mode 5785MHz

Horizontal

80 dBuV/m

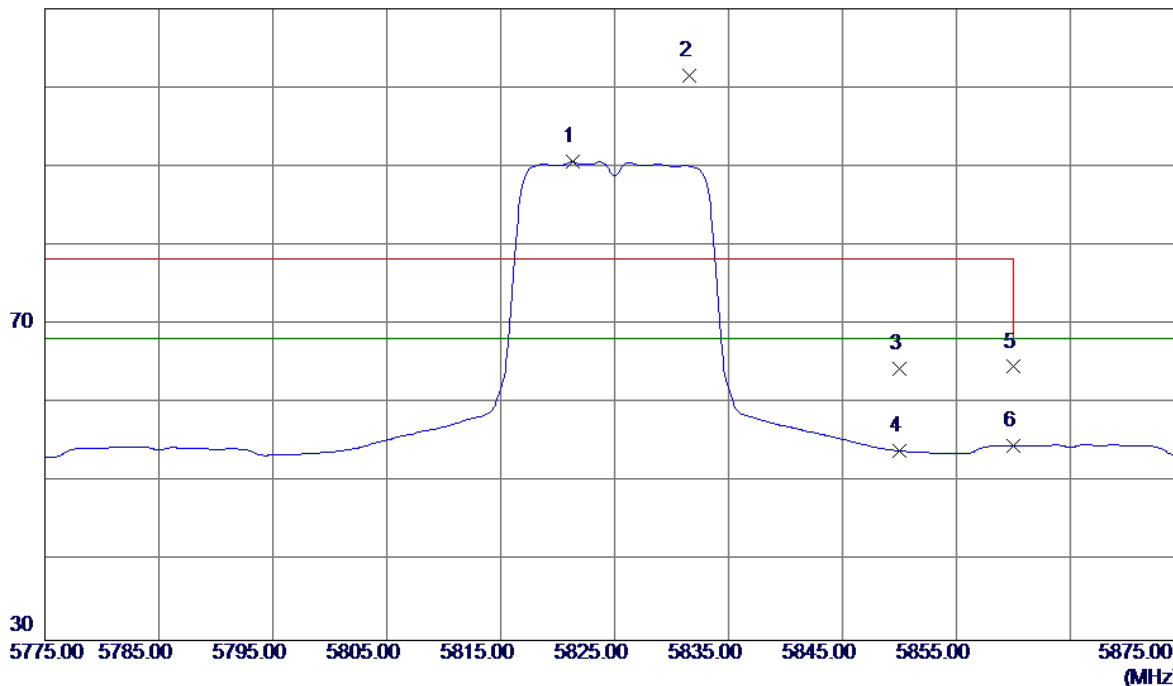


No.	Freq. MHz	Reading Level dBuV/m	Correct Factor dB	Measure ment dBuV/m	Limit dBuV/m	Margin dB	Detector	Comment
1	11569.8000	22.13	15.55	37.68	54.00	-16.32	AVG	
2	11570.2000	32.35	15.55	47.90	68.30	-20.40	Peak	

Orthogonal Axis:	X
Test Mode:	UNII-3/TX A Mode 5825MHz

Vertical

110 dBuV/m

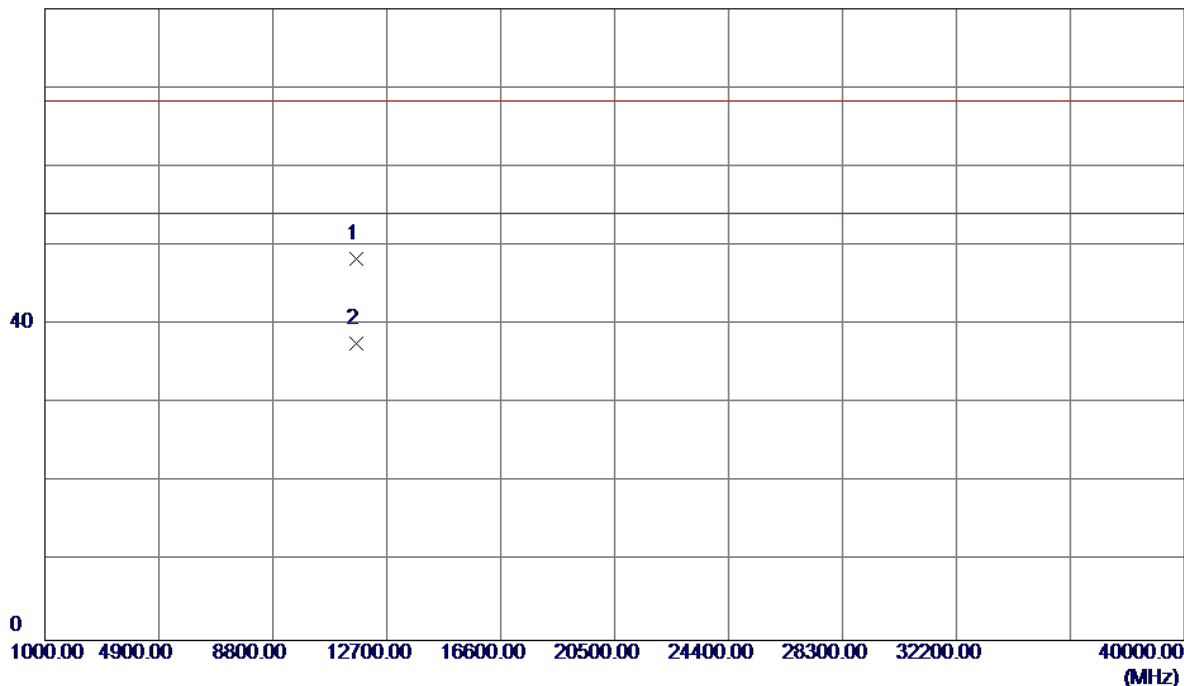


No.	Freq. MHz	Reading Level dBuV/m	Correct Factor dB	Measure ment dBuV/m	Limit dBuV/m	Margin dB	Detector	Comment
1	5821.3000	49.51	41.08	90.59	68.30	22.29	AVG	No Limit
2	5831.6000	60.36	41.14	101.50	78.30	23.20	Peak	No Limit
3	5850.0000	23.12	41.23	64.35	78.30	-13.95	Peak	
4	5850.0000	12.79	41.23	54.02	68.30	-14.28	AVG	
5	5860.0000	23.36	41.28	64.64	78.30	-13.66	Peak	
6	5860.0000	13.33	41.28	54.61	68.30	-13.69	AVG	

Orthogonal Axis:	X
Test Mode:	UNII-3/TX A Mode 5825MHz

Vertical

80 dBuV/m

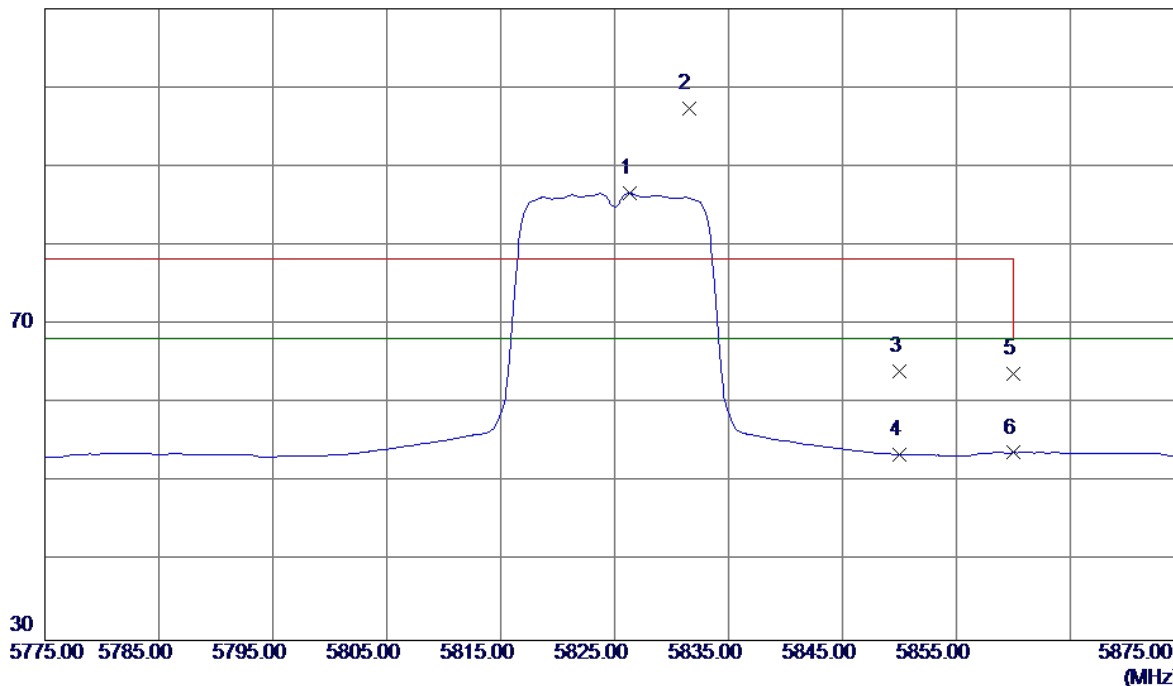


No.	Freq. MHz	Reading Level dBuV/m	Correct Factor dB	Measure ment dBuV/m	Limit dBuV/m	Margin dB	Detector	Comment
1	11650.1100	32.80	15.58	48.38	68.30	-19.92	Peak	
2	11650.3600	22.06	15.58	37.64	54.00	-16.36	AVG	

Orthogonal Axis:	X
Test Mode:	UNII-3/TX A Mode 5825MHz

Horizontal

110 dBuV/m

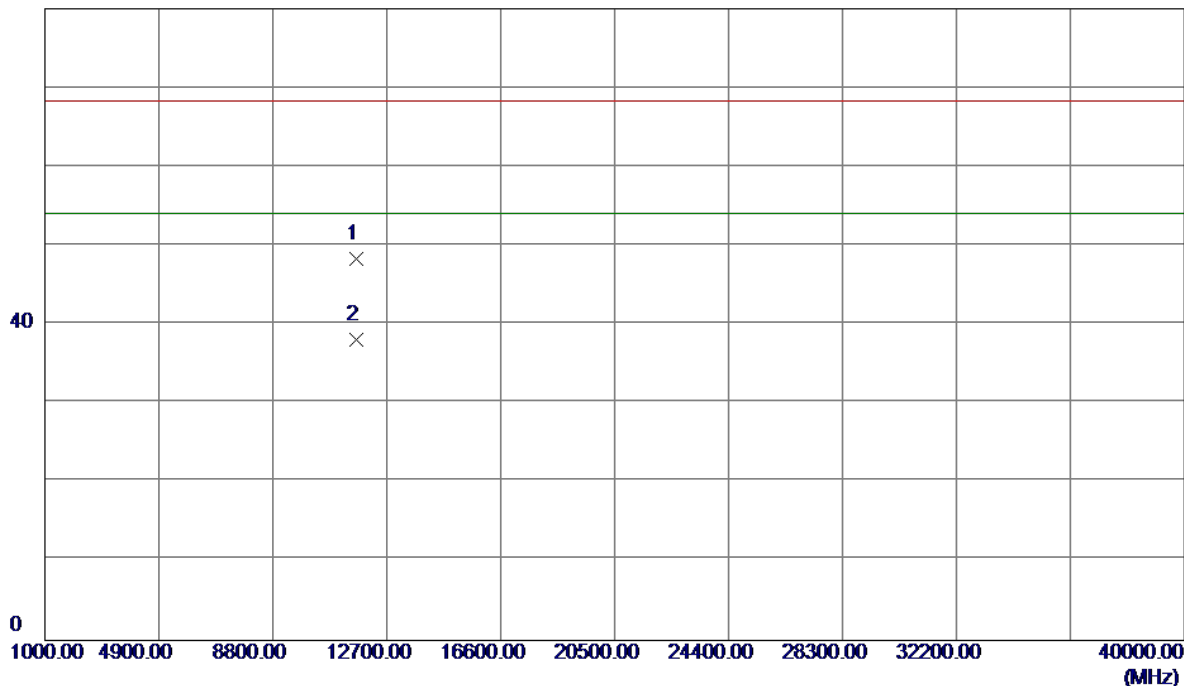


No.	Freq. MHz	Reading Level dBuV/m	Correct Factor dB	Measure ment dBuV/m	Limit dBuV/m	Margin dB	Detector	Comment
1	5826.3000	45.51	41.11	86.62	68.30	18.32	AVG	No Limit
2	5831.5000	56.20	41.14	97.34	78.30	19.04	Peak	No Limit
3	5850.0000	22.85	41.23	64.08	78.30	-14.22	Peak	
4	5850.0000	12.30	41.23	53.53	68.30	-14.77	AVG	
5	5860.0000	22.47	41.28	63.75	78.30	-14.55	Peak	
6	5860.0000	12.48	41.28	53.76	68.30	-14.54	AVG	

Orthogonal Axis:	X
Test Mode:	UNII-3/TX A Mode 5825MHz

Horizontal

80 dBuV/m

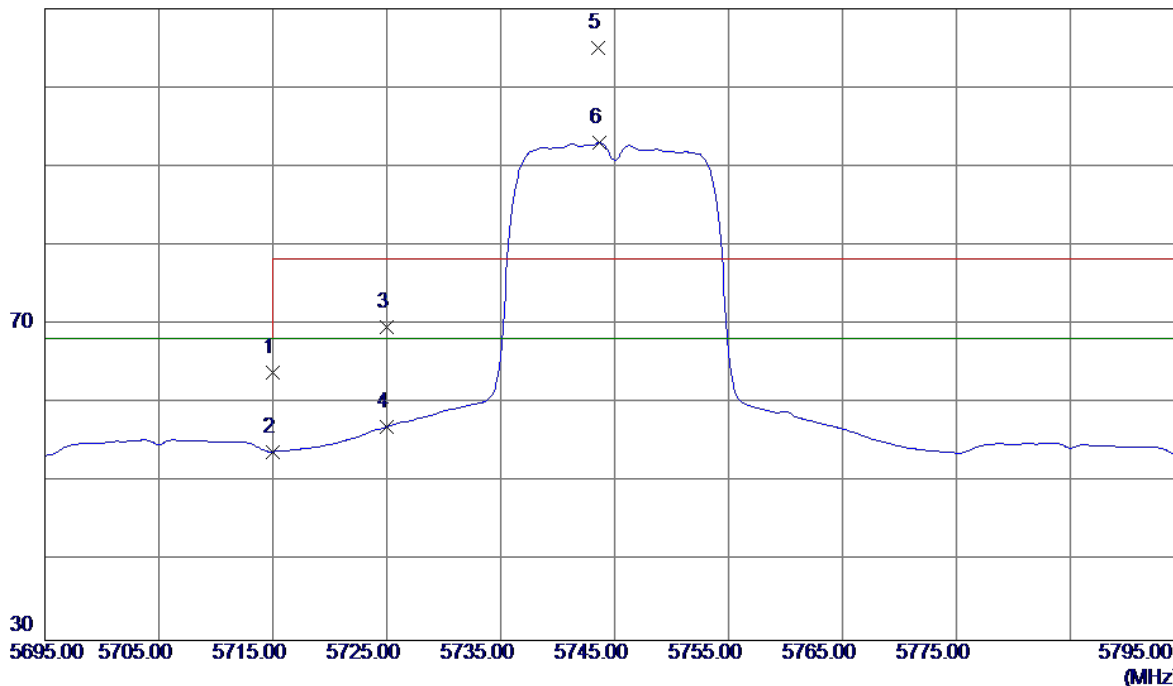


No.	Freq. MHz	Reading Level dBuV/m	Correct Factor dB	Measure ment dBuV/m	Limit dBuV/m	Margin dB	Detector	Comment
1	11650.2000	32.76	15.58	48.34	68.30	-19.96	Peak	
2	11650.5700	22.52	15.58	38.10	54.00	-15.90	AVG	

Orthogonal Axis:	X
Test Mode:	UNII-3/TX N20 Mode 5745MHz

Vertical

110 dBuV/m

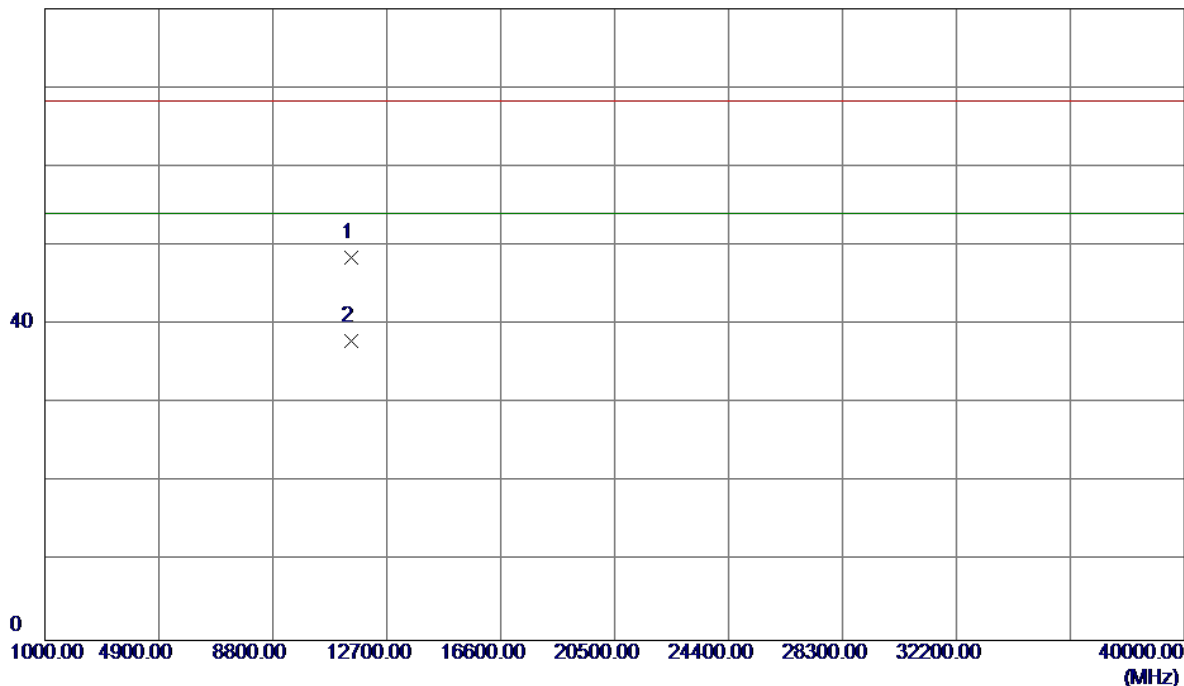


No.	Freq. MHz	Reading Level dBuV/m	Correct Factor dB	Measure ment dBuV/m	Limit dBuV/m	Margin dB	Detector	Comment
1	5715.0000	23.34	40.54	63.88	68.30	-4.42	Peak	
2	5715.0000	13.36	40.54	53.90	68.30	-14.40	AVG	
3	5725.0000	29.14	40.59	69.73	78.30	-8.57	Peak	
4	5725.0000	16.45	40.59	57.04	68.30	-11.26	AVG	
5	5743.6000	64.29	40.69	104.98	78.30	26.68	Peak	No Limit
6	5743.7000	52.32	40.69	93.01	68.30	24.71	AVG	No Limit

Orthogonal Axis:	X
Test Mode:	UNII-3/TX N20 Mode 5745MHz

Vertical

80 dBuV/m

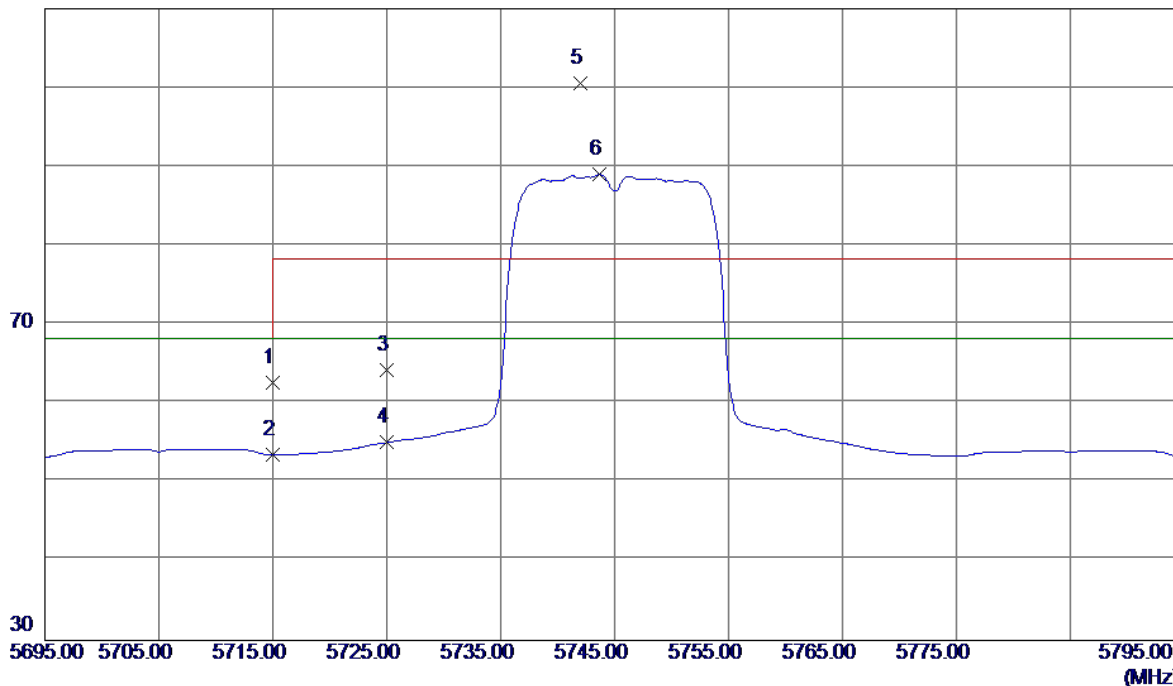


No.	Freq. MHz	Reading Level dBuV/m	Correct Factor dB	Measure ment dBuV/m	Limit dBuV/m	Margin dB	Detector	Comment
1	11490.4500	32.93	15.52	48.45	68.30	-19.85	Peak	
2	11490.6200	22.34	15.52	37.86	54.00	-16.14	AVG	

Orthogonal Axis:	X
Test Mode:	UNII-3/TX N20 Mode 5745MHz

Horizontal

110 dBuV/m

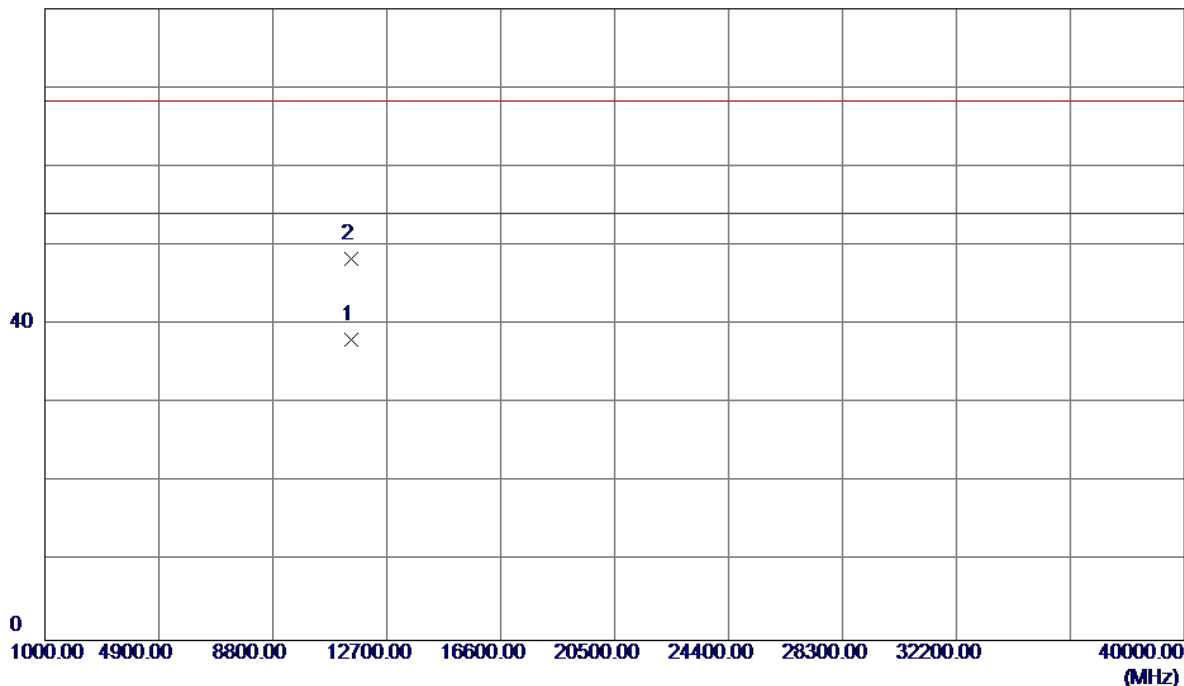


No.	Freq. MHz	Reading Level dBuV/m	Correct Factor dB	Measure ment dBuV/m	Limit dBuV/m	Margin dB	Detector	Comment
1	5715.0000	22.10	40.54	62.64	68.30	-5.66	Peak	
2	5715.0000	12.94	40.54	53.48	68.30	-14.82	AVG	
3	5725.0000	23.60	40.59	64.19	78.30	-14.11	Peak	
4	5725.0000	14.46	40.59	55.05	68.30	-13.25	AVG	
5	5742.0000	59.86	40.68	100.54	78.30	22.24	Peak	No Limit
6	5743.7000	48.32	40.69	89.01	68.30	20.71	AVG	No Limit

Orthogonal Axis:	X
Test Mode:	UNII-3/TX N20 Mode 5745MHz

Horizontal

80 dBuV/m

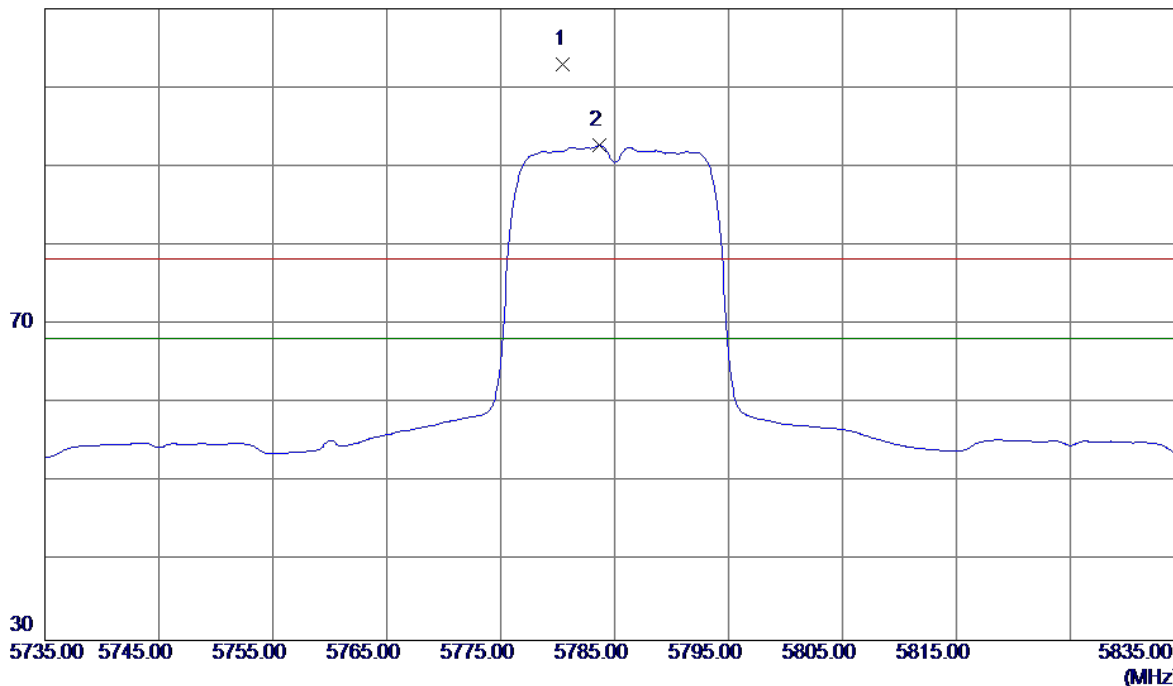


No.	Freq. MHz	Reading Level dBuV/m	Correct Factor dB	Measure ment dBuV/m	Limit dBuV/m	Margin dB	Detector	Comment
1	11490.2300	22.61	15.52	38.13	54.00	-15.87	AVG	
2	11490.4600	32.83	15.52	48.35	68.30	-19.95	Peak	

Orthogonal Axis:	X
Test Mode:	UNII-3/TX N20 Mode 5785MHz

Vertical

110 dBuV/m

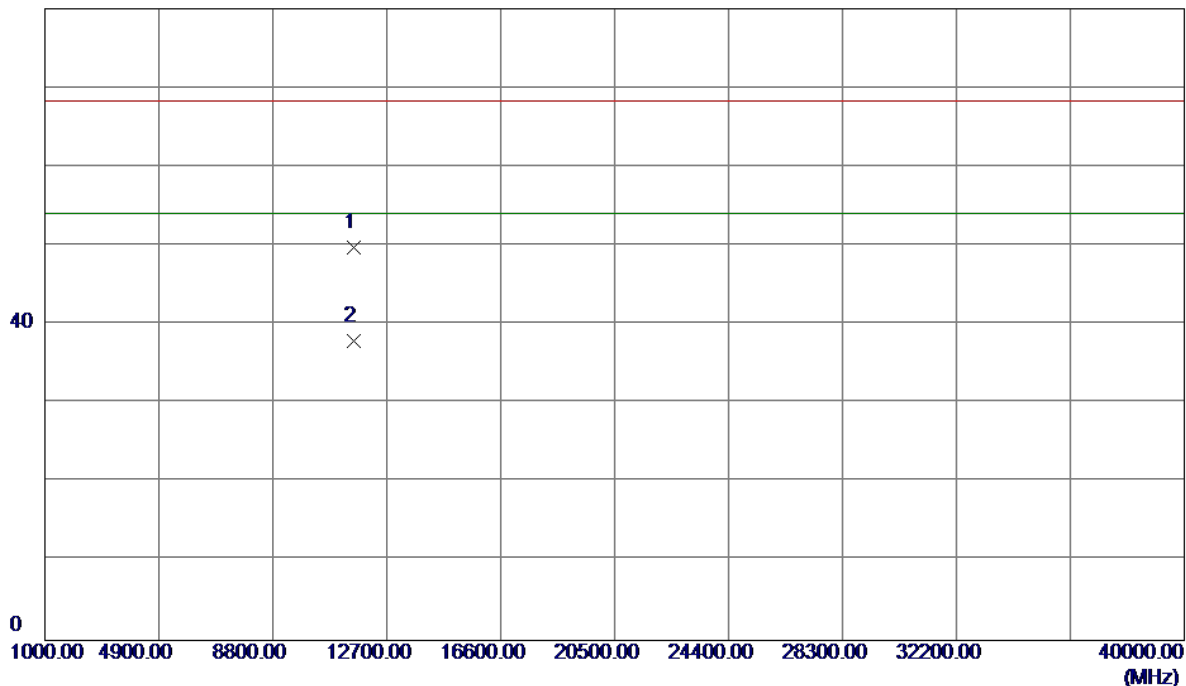


No.	Freq. MHz	Reading Level dBuV/m	Correct Factor dB	Measure ment dBuV/m	Limit dBuV/m	Margin dB	Detector	Comment
1	5780.5000	62.05	40.88	102.93	78.30	24.63	Peak	No Limit
2	5783.7000	51.80	40.89	92.69	68.30	24.39	AVG	No Limit

Orthogonal Axis:	X
Test Mode:	UNII-3/TX N20 Mode 5785MHz

Vertical

80 dBuV/m

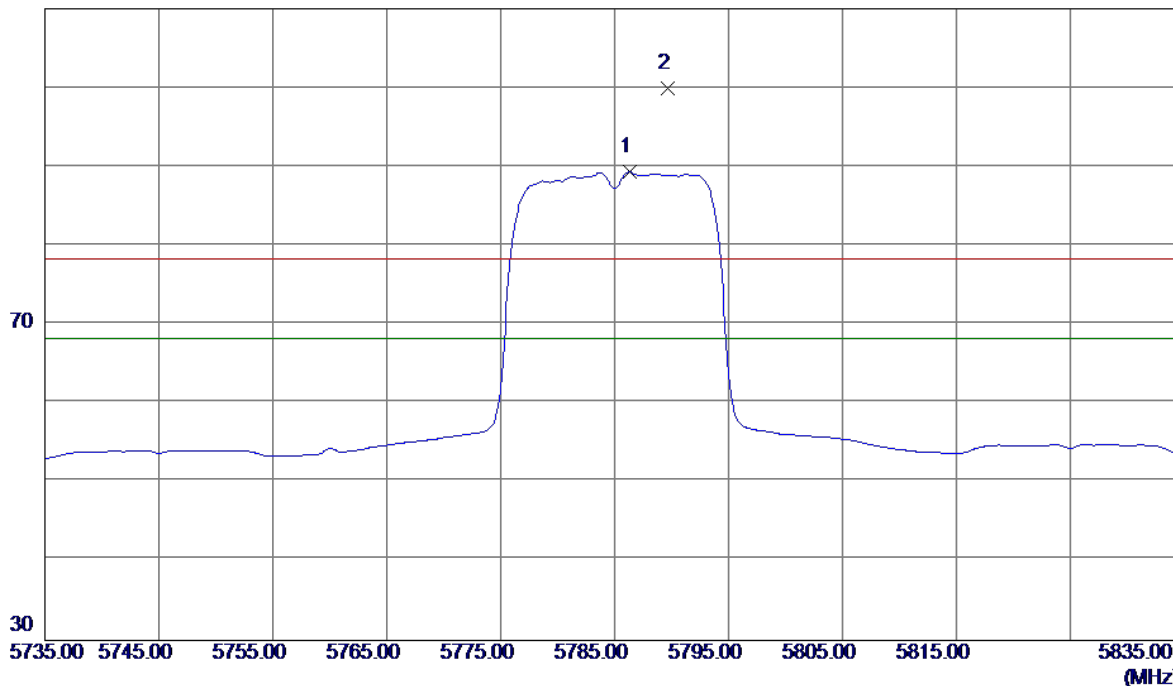


No.	Freq. MHz	Reading Level dBuV/m	Correct Factor dB	Measure ment dBuV/m	Limit dBuV/m	Margin dB	Detector	Comment
1	11569.8200	34.27	15.55	49.82	68.30	-18.48	Peak	
2	11570.3300	22.43	15.55	37.98	54.00	-16.02	AVG	

Orthogonal Axis:	X
Test Mode:	UNII-3/TX N20 Mode 5785MHz

Horizontal

110 dBuV/m

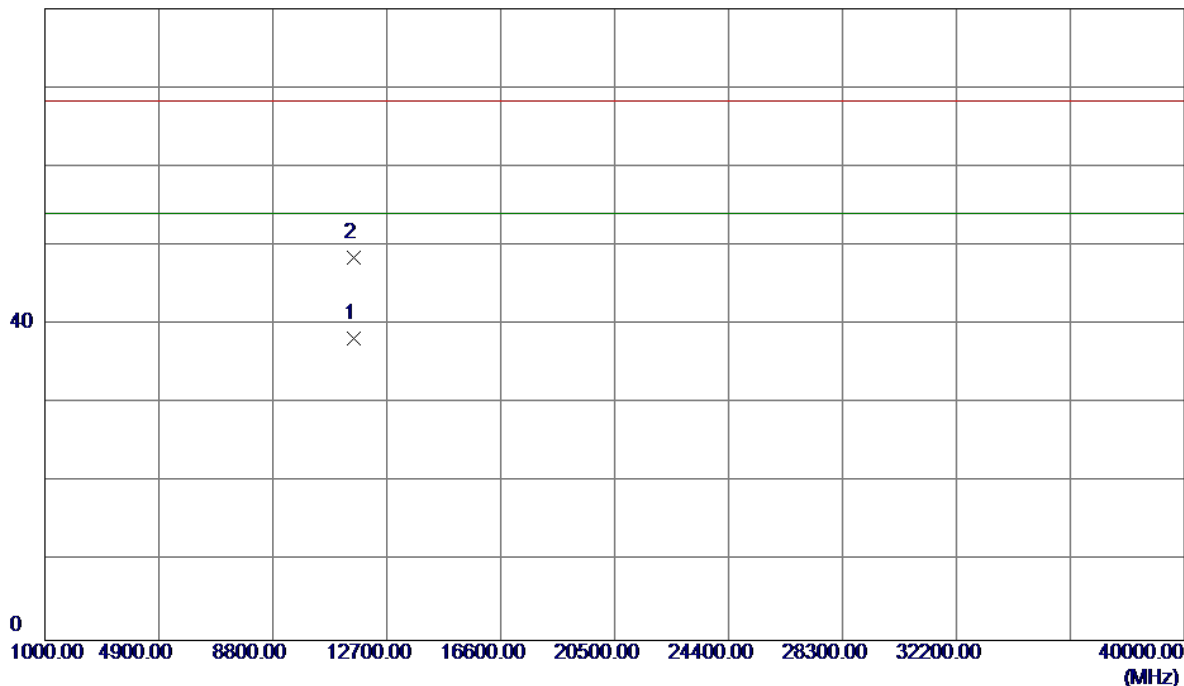


No.	Freq. MHz	Reading Level dBuV/m	Correct Factor dB	Measure ment dBuV/m	Limit dBuV/m	Margin dB	Detector	Comment
1	5786.3000	48.38	40.91	89.29	68.30	20.99	AVG	No Limit
2	5789.7000	58.95	40.92	99.87	78.30	21.57	Peak	No Limit

Orthogonal Axis:	X
Test Mode:	UNII-3/TX N20 Mode 5785MHz

Horizontal

80 dBuV/m

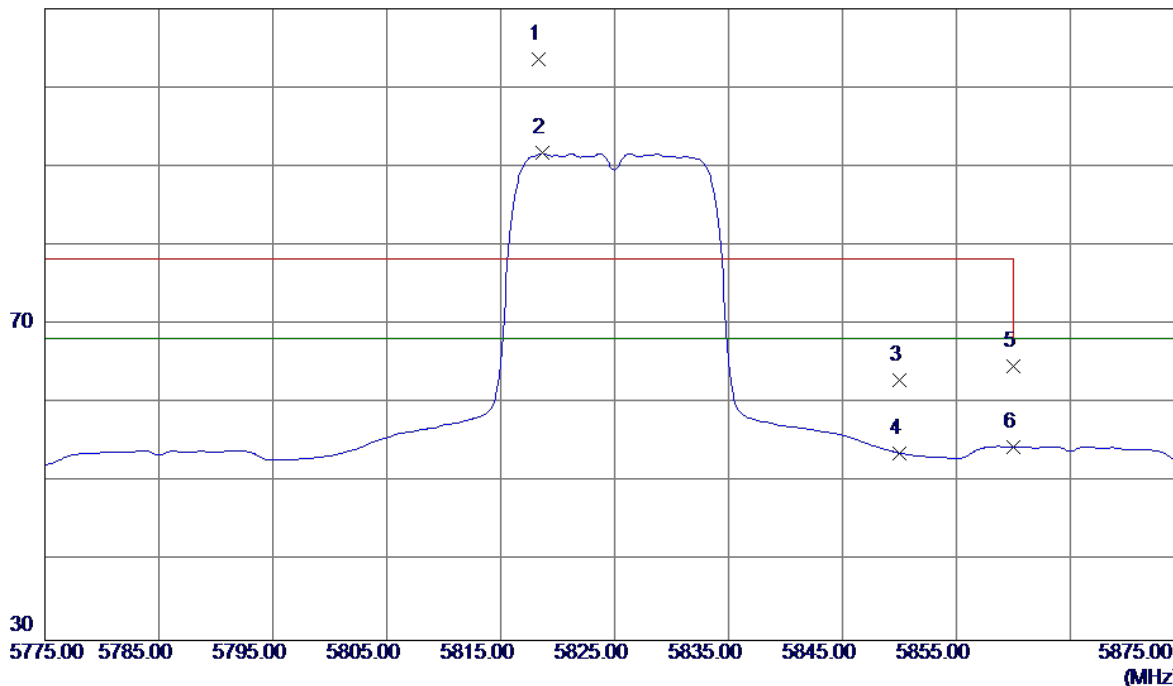


No.	Freq. MHz	Reading Level dBuV/m	Correct Factor dB	Measure ment dBuV/m	Limit dBuV/m	Margin dB	Detector	Comment
1	11570.2699	22.62	15.55	38.17	54.00	-15.83	AVG	
2	11570.3200	32.93	15.55	48.48	68.30	-19.82	Peak	

Orthogonal Axis:	X
Test Mode:	UNII-3/TX N20 Mode 5825MHz

Vertical

110 dBuV/m

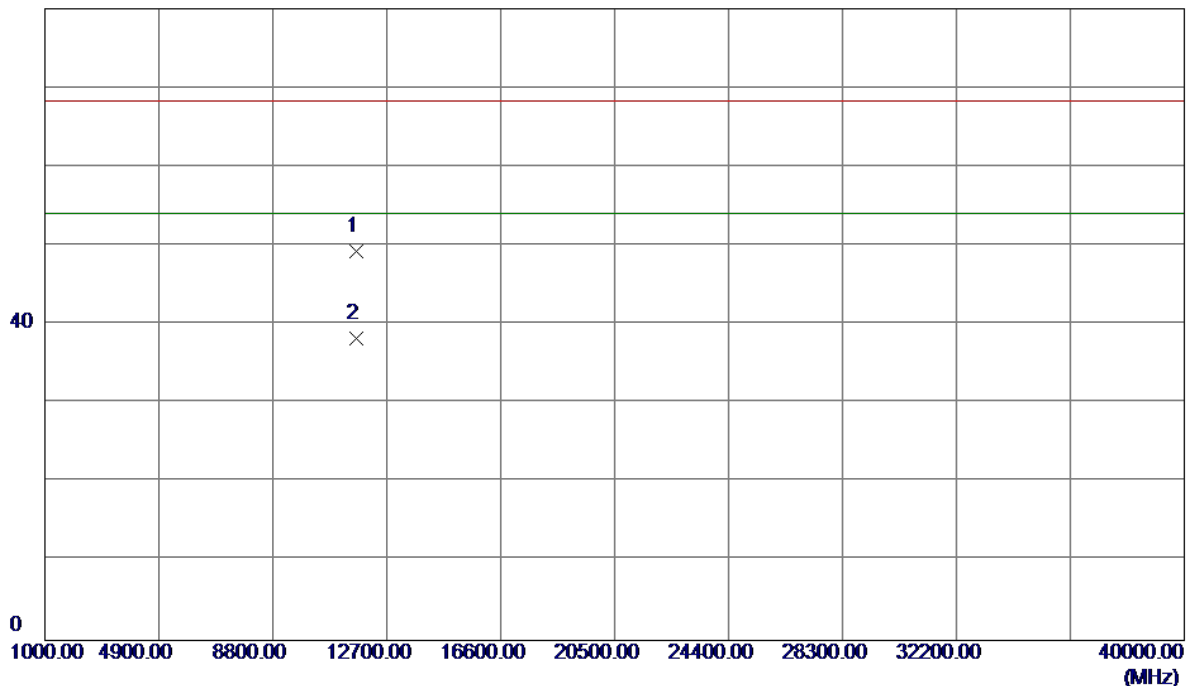


No.	Freq. MHz	Reading Level dBuV/m	Correct Factor dB	Measure ment dBuV/m	Limit dBuV/m	Margin dB	Detector	Comment
1	5818.3000	62.48	41.07	103.55	78.30	25.25	Peak	No Limit
2	5818.7000	50.61	41.07	91.68	68.30	23.38	AVG	No Limit
3	5850.0000	21.77	41.23	63.00	78.30	-15.30	Peak	
4	5850.0000	12.49	41.23	53.72	68.30	-14.58	AVG	
5	5860.0000	23.47	41.28	64.75	78.30	-13.55	Peak	
6	5860.0000	13.17	41.28	54.45	68.30	-13.85	AVG	

Orthogonal Axis:	X
Test Mode:	UNII-3/TX N20 Mode 5825MHz

Vertical

80 dBuV/m

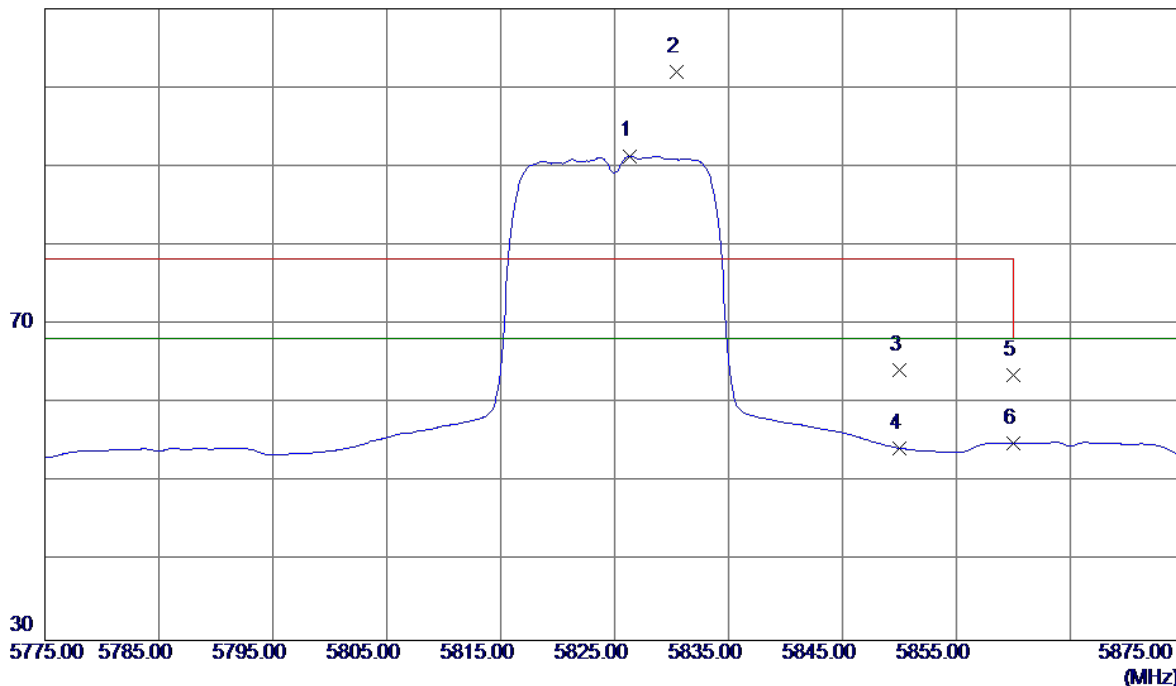


No.	Freq. MHz	Reading Level dBuV/m	Correct Factor dB	Measure ment dBuV/m	Limit dBuV/m	Margin dB	Detector	Comment
1	11649.9700	33.77	15.58	49.35	68.30	-18.95	Peak	
2	11650.1000	22.63	15.58	38.21	54.00	-15.79	AVG	

Orthogonal Axis:	X
Test Mode:	UNII-3/TX N20 Mode 5825MHz

Horizontal

110 dBuV/m

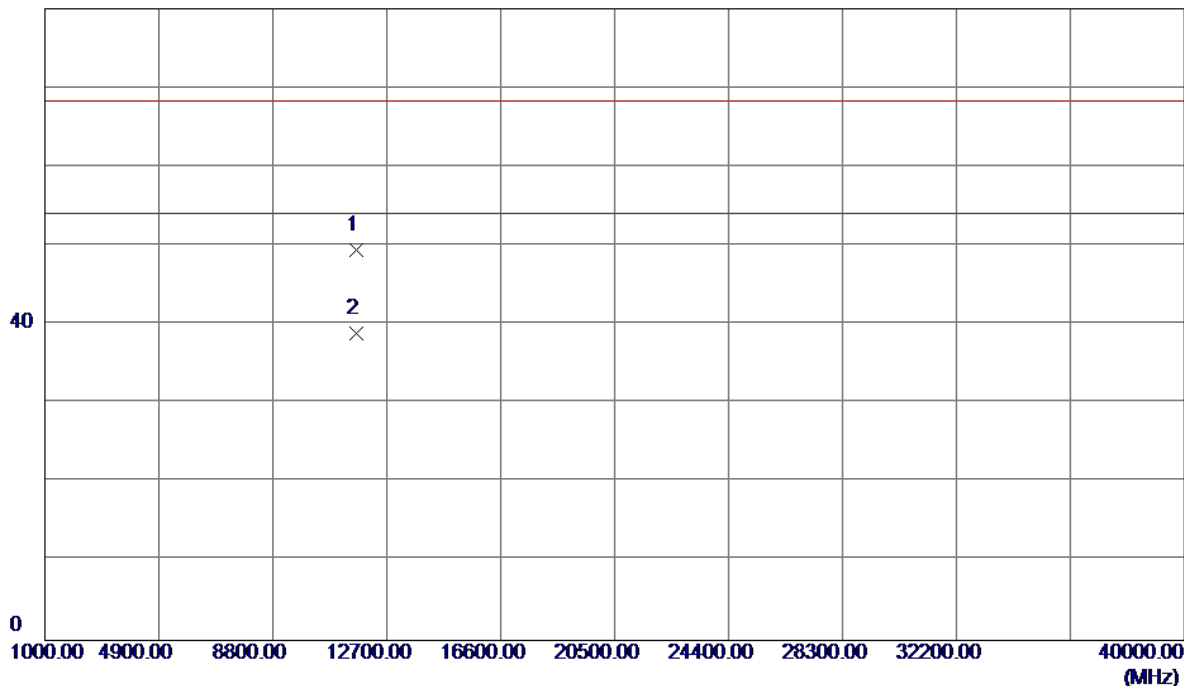


No.	Freq. MHz	Reading Level dBuV/m	Correct Factor dB	Measure ment dBuV/m	Limit dBuV/m	Margin dB	Detector	Comment
1	5826.3000	50.25	41.11	91.36	68.30	23.06	AVG	No Limit
2	5830.4000	60.86	41.13	101.99	78.30	23.69	Peak	No Limit
3	5850.0000	23.09	41.23	64.32	78.30	-13.98	Peak	
4	5850.0000	13.11	41.23	54.34	68.30	-13.96	AVG	
5	5860.0000	22.39	41.28	63.67	78.30	-14.63	Peak	
6	5860.0000	13.68	41.28	54.96	68.30	-13.34	AVG	

Orthogonal Axis:	X
Test Mode:	UNII-3/TX N20 Mode 5825MHz

Horizontal

80 dBuV/m

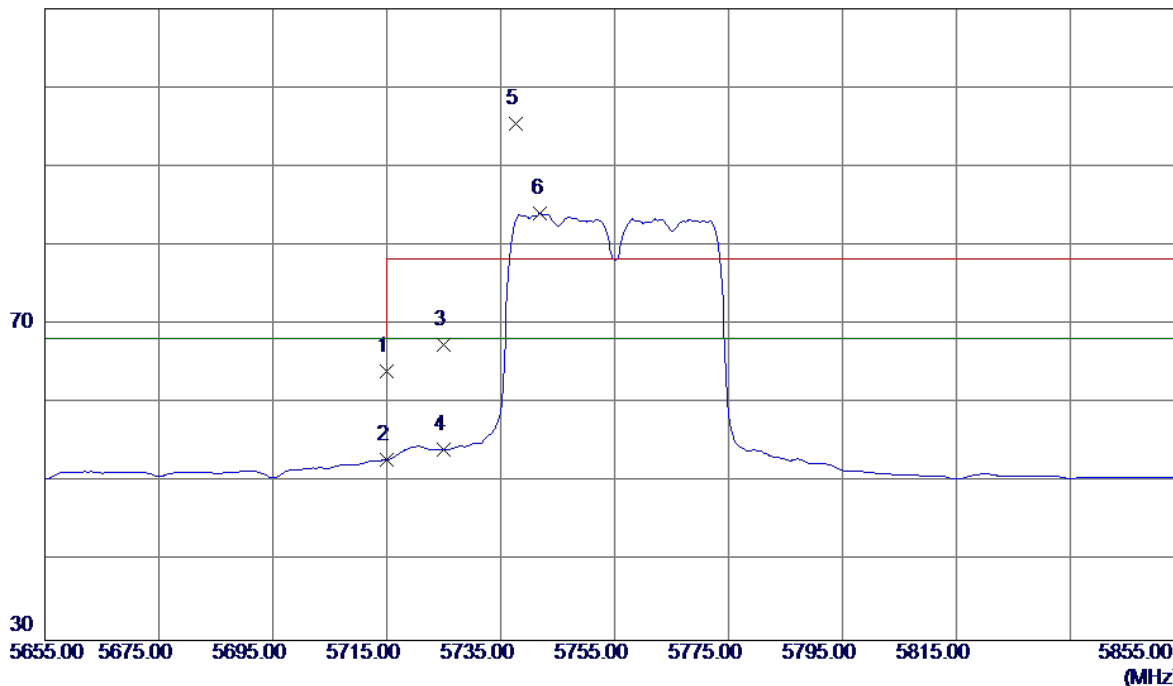


No.	Freq. MHz	Reading Level dBuV/m	Correct Factor dB	Measure ment dBuV/m	Limit dBuV/m	Margin dB	Detector	Comment
1	11650.1700	33.85	15.58	49.43	68.30	-18.87	Peak	
2	11650.2400	23.27	15.58	38.85	54.00	-15.15	AVG	

Orthogonal Axis:	X
Test Mode:	UNII-3/TX N40 Mode 5755MHz

Vertical

110 dBuV/m

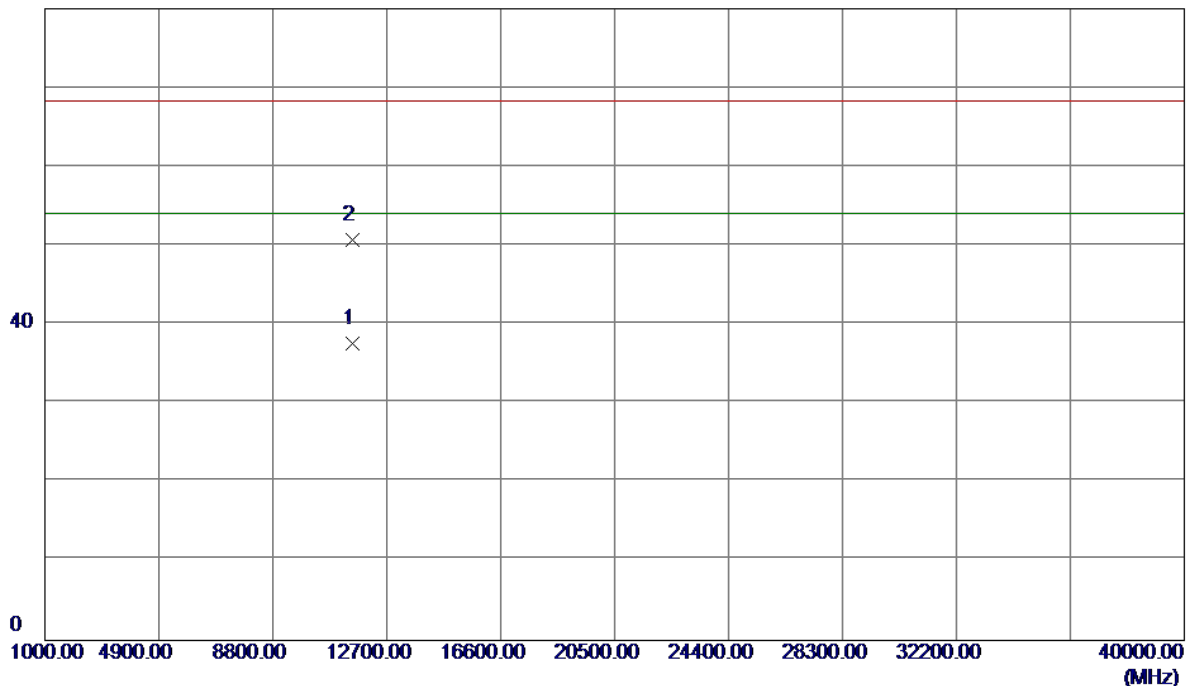


No.	Freq. MHz	Reading Level dBuV/m	Correct Factor dB	Measure ment dBuV/m	Limit dBuV/m	Margin dB	Detector	Comment
1	5715.0000	23.58	40.54	64.12	68.30	-4.18	Peak	
2	5715.0000	12.33	40.54	52.87	68.30	-15.43	AVG	
3	5725.0000	26.79	40.59	67.38	78.30	-10.92	Peak	
4	5725.0000	13.52	40.59	54.11	68.30	-14.19	AVG	
5	5737.6000	54.74	40.66	95.40	78.30	17.10	Peak	No Limit
6	5742.0000	43.45	40.68	84.13	68.30	15.83	AVG	No Limit

Orthogonal Axis:	X
Test Mode:	UNII-3/TX N40 Mode 5755MHz

Vertical

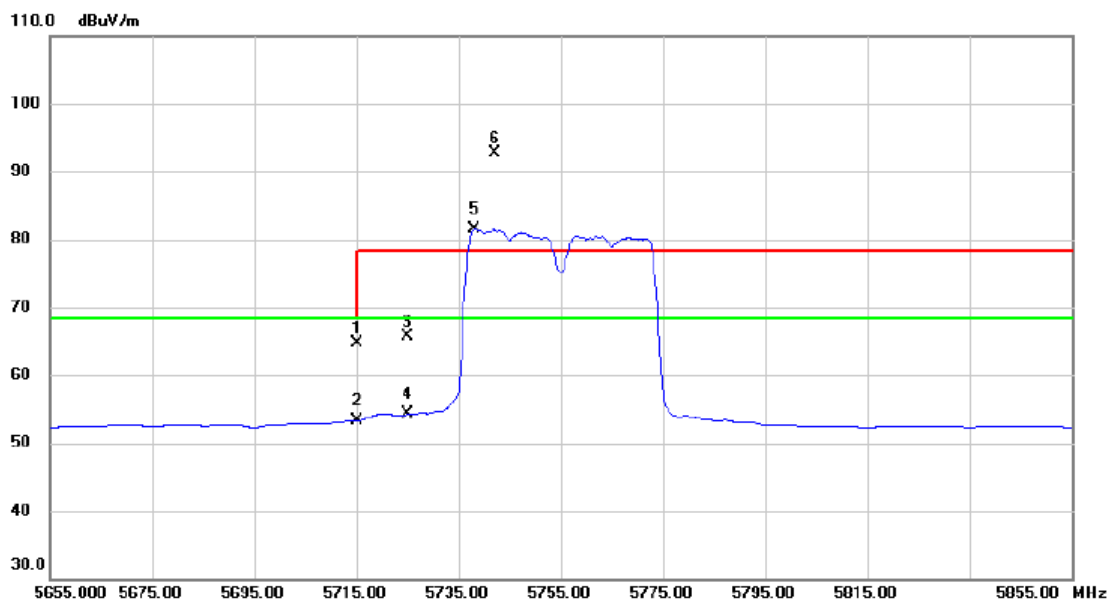
80 dBuV/m



No.	Freq. MHz	Reading Level dBuV/m	Correct Factor dB	Measure ment dBuV/m	Limit dBuV/m	Margin dB	Detector	Comment
1	11510.2699	22.14	15.52	37.66	54.00	-16.34	AVG	
2	11510.3200	35.27	15.52	50.79	68.30	-17.51	Peak	

Orthogonal Axis:	X
Test Mode:	UNII-3/TX N40 Mode 5755MHz

Horizontal

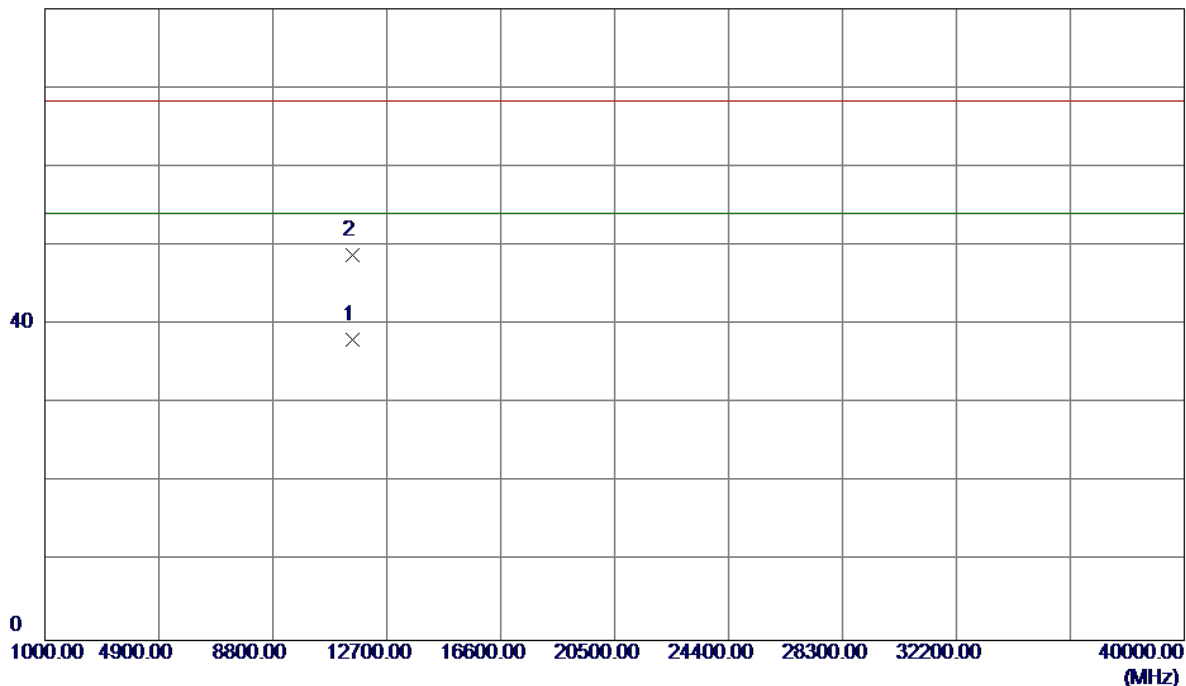


No. Mk.	Freq. MHz	Reading Level dBuV	Correct Factor dB	Measurement dBuV/m	Limit dBuV/m	Margin dB	Detector	Comment
1	5715.000	24.10	40.54	64.64	68.30	-3.66	peak	
2	5715.000	12.76	40.54	53.30	68.30	-15.00	AVG	
3	5725.000	25.09	40.60	65.69	78.30	-12.61	peak	
4	5725.000	13.61	40.60	54.21	68.30	-14.09	AVG	
5 X	5738.200	40.80	40.66	81.46	68.30	13.16	AVG	No Limit
6 *	5742.000	52.03	40.68	92.71	78.30	14.41	peak	No Limit

Orthogonal Axis:	X
Test Mode:	UNII-3/TX N40 Mode 5755MHz

Horizontal

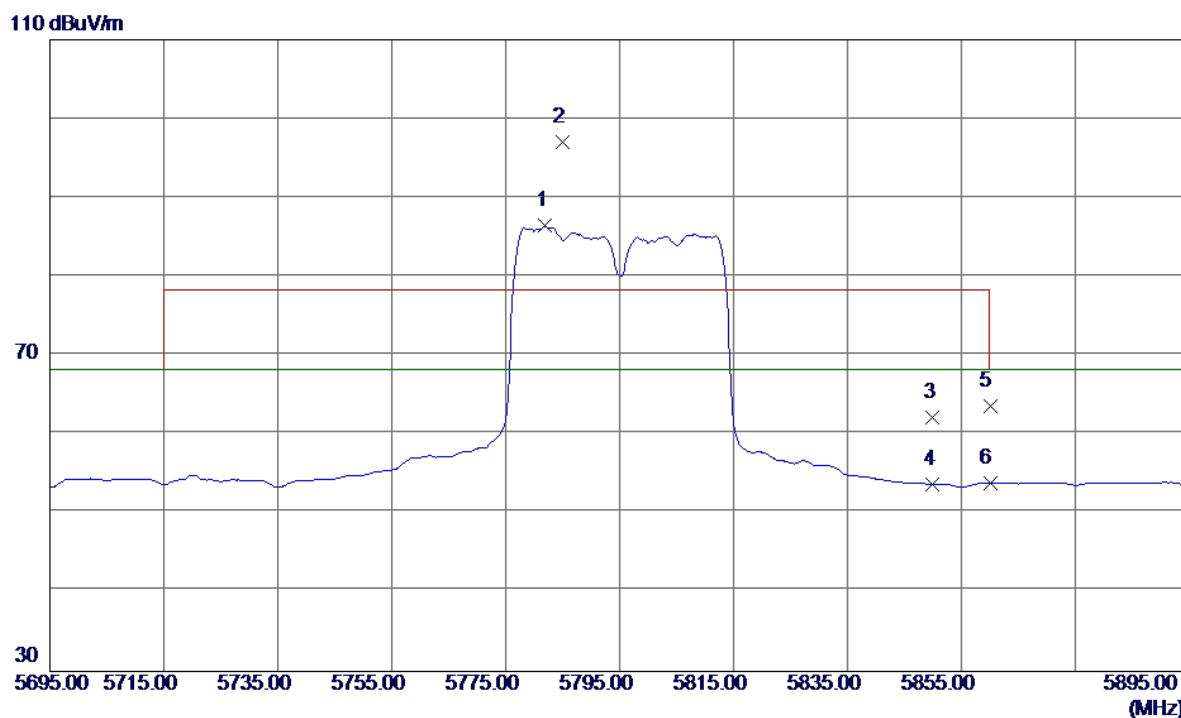
80 dBuV/m



No.	Freq. MHz	Reading Level dBuV/m	Correct Factor dB	Measure ment dBuV/m	Limit dBuV/m	Margin dB	Detector	Comment
1	11510.1600	22.63	15.52	38.15	54.00	-15.85	AVG	
2	11510.2699	33.27	15.52	48.79	68.30	-19.51	Peak	

Orthogonal Axis:	X
Test Mode:	UNII-3/TX N40 Mode 5795MHz

Vertical

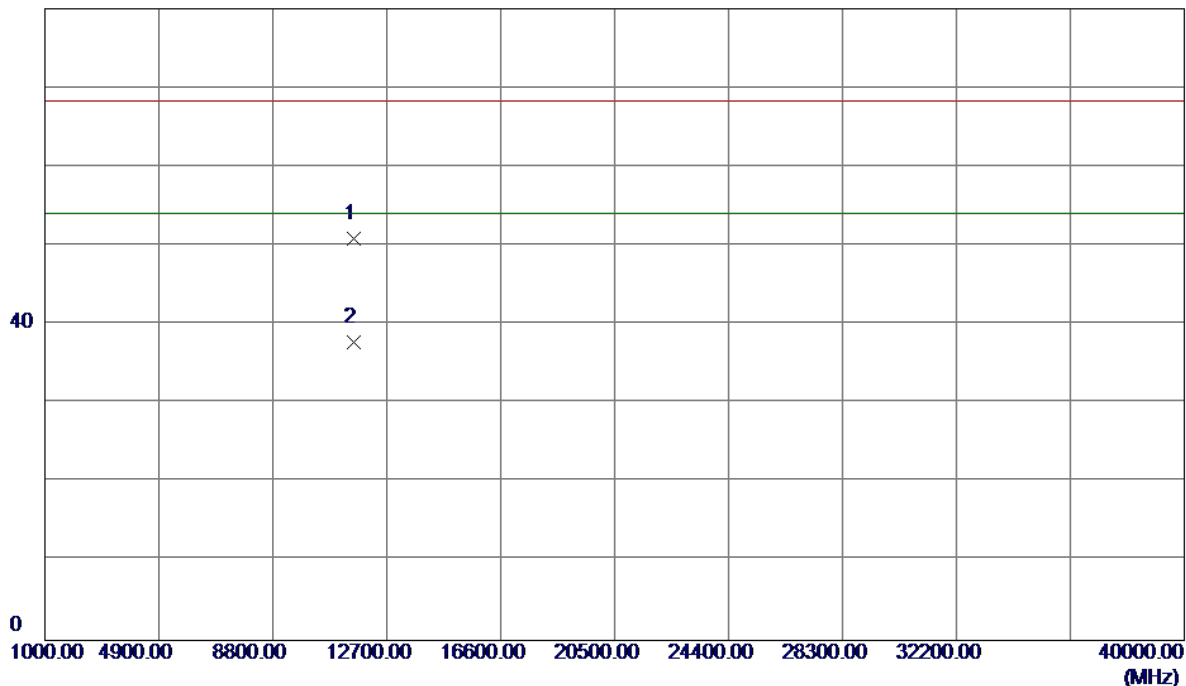


No.	Freq. MHz	Reading Level dBuV/m	Correct Factor dB	Measure ment dBuV/m	Limit dBuV/m	Margin dB	Detector	Comment
1	5782.0000	45.52	40.88	86.40	68.30	18.10	AVG	No Limit
2	5785.0000	56.15	40.90	97.05	78.30	18.75	Peak	No Limit
3	5850.0000	20.86	41.23	62.09	78.30	-16.21	Peak	
4	5850.0000	12.49	41.23	53.72	68.30	-14.58	AVG	
5	5860.0000	22.26	41.28	63.54	78.30	-14.76	Peak	
6	5860.0000	12.54	41.28	53.82	68.30	-14.48	AVG	

Orthogonal Axis:	X
Test Mode:	UNII-3/TX N40 Mode 5795MHz

Vertical

80 dBuV/m

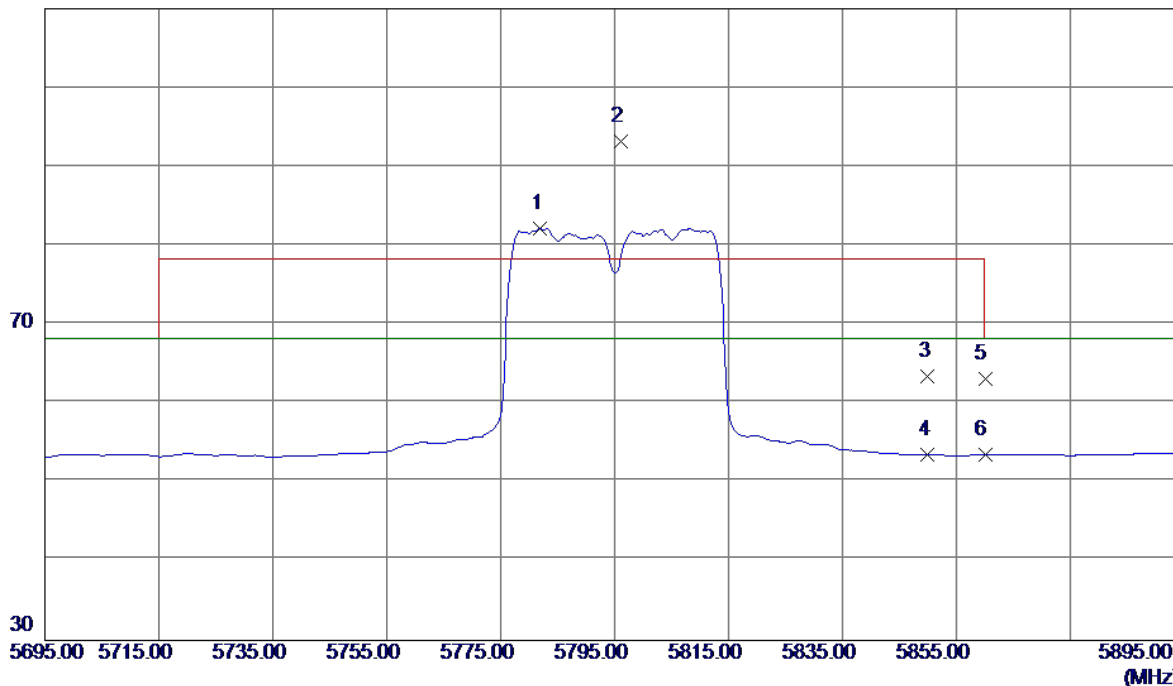


No.	Freq. MHz	Reading Level dBuV/m	Correct Factor dB	Measure ment dBuV/m	Limit dBuV/m	Margin dB	Detector	Comment
1	11589.4700	35.38	15.55	50.93	68.30	-17.37	Peak	
2	11590.5300	22.22	15.55	37.77	54.00	-16.23	AVG	

Orthogonal Axis:	X
Test Mode:	UNII-3/TX N40 Mode 5795MHz

Horizontal

110 dBuV/m

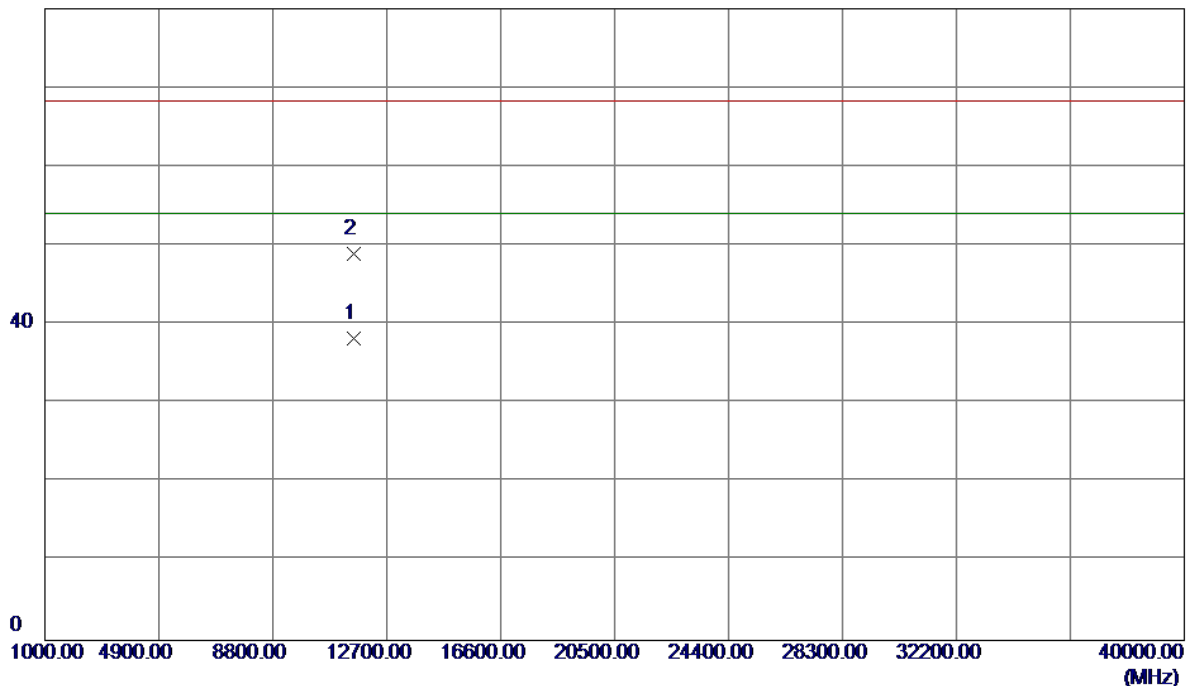


No.	Freq. MHz	Reading Level dBuV/m	Correct Factor dB	Measure ment dBuV/m	Limit dBuV/m	Margin dB	Detector	Comment
1	5782.0000	41.36	40.88	82.24	68.30	13.94	AVG	No Limit
2	5796.2000	52.19	40.96	93.15	78.30	14.85	Peak	No Limit
3	5850.0000	22.19	41.23	63.42	78.30	-14.88	Peak	
4	5850.0000	12.27	41.23	53.50	68.30	-14.80	AVG	
5	5860.0000	21.87	41.28	63.15	78.30	-15.15	Peak	
6	5860.0000	12.23	41.28	53.51	68.30	-14.79	AVG	

Orthogonal Axis:	X
Test Mode:	UNII-3/TX N40 Mode 5795MHz

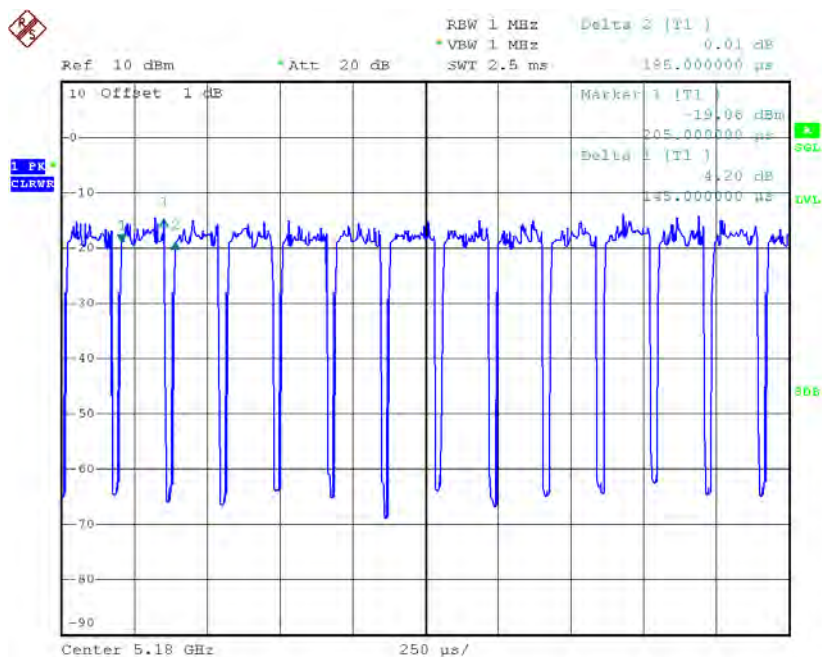
Horizontal

80 dBuV/m



No.	Freq. MHz	Reading Level dBuV/m	Correct Factor dB	Measure ment dBuV/m	Limit dBuV/m	Margin dB	Detector	Comment
1	11590.2400	22.68	15.55	38.23	54.00	-15.77	AVG	
2	11590.3300	33.46	15.55	49.01	68.30	-19.29	Peak	

TX A Mode_DUTY CYCLE



Date: 8.DEC.2015 11:33:18

Duty cycle: TX DUTYMHZ

$$\text{Duty cycle} = T_{\text{ON}} / T_{\text{Total}}$$

T_{ON} : 0.14 msec

T_{Total} : 0.18 msec

Duty cycle: 77.78%

$$\text{Duty Factor} = 10 \log(1/\text{Duty cycle})$$

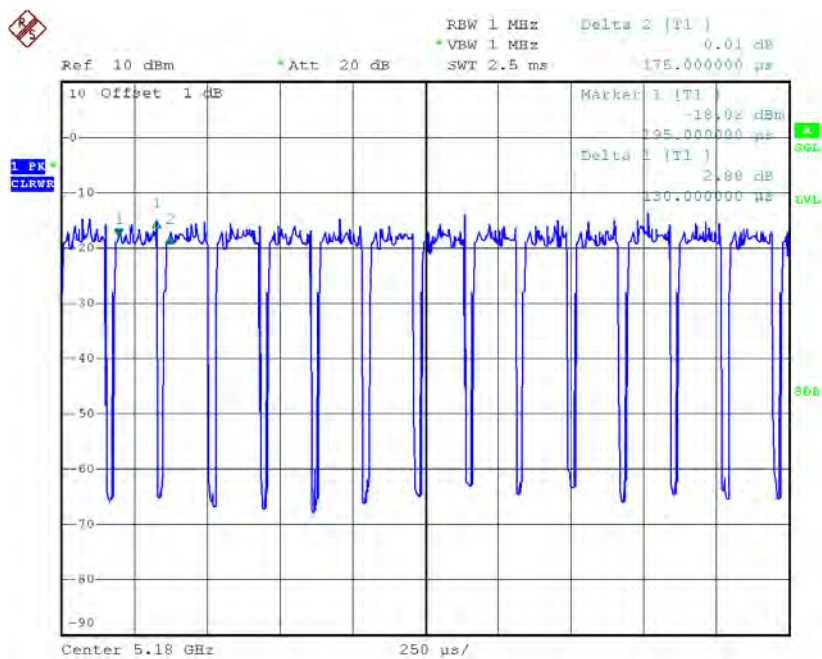
Duty Factor = 1.09

Note: The EUT was programmed to be in countinously transmitting mode and the transmit duty cycle is less than 98 %, so, the output power and power density should be cacluated as

$$\text{Output Power} = \text{Measured power} + \text{Ducy factor}$$

$$\text{Power Spectral Density} = \text{Measured density} + \text{Duty factor}$$

TX N20 Mode_DUTY CYCLE



Date: 8.DEC.2015 11:33:31

Duty cycle: TX DUTYMHZ

$$\text{Duty cycle} = T_{\text{ON}} / T_{\text{Total}}$$

T_{ON} : 0.13 msec

T_{Total} : 0.18 msec

Duty cycle: 72.22%

$$\text{Duty Factor} = 10 \log(1/\text{Duty cycle})$$

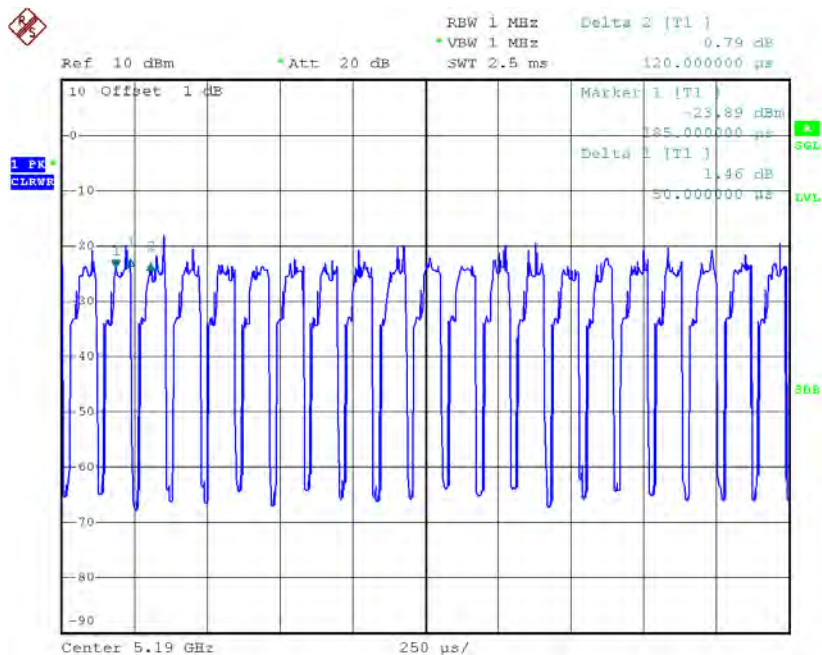
Duty Factor = 1.41

Note: The EUT was programmed to be in continuously transmitting mode and the transmit duty cycle is less than 98 %, so, the output power and power density should be calculated as

$$\text{Output Power} = \text{Measured power} + \text{Duty factor}$$

$$\text{Power Spectral Density} = \text{Measured density} + \text{Duty factor}$$

TX N40 Mode_DUTY CYCLE



Date: 8.DEC.2015 11:39:03

Duty cycle: TX DUTYMHZ

$$\text{Duty cycle} = T_{\text{ON}} / T_{\text{Total}}$$

T_{ON} : 0.05 msec

T_{Total} : 0.12 msec

Duty cycle: 41.67%

$$\text{Duty Factor} = 10 \log(1/\text{Duty cycle})$$

Duty Factor = 3.80

Note: The EUT was programmed to be in continuously transmitting mode and the transmit duty cycle is less than 98 %, so, the output power and power density should be calculated as

$$\text{Output Power} = \text{Measured power} + \text{Duty factor}$$

$$\text{Power Spectral Density} = \text{Measured density} + \text{Duty factor}$$

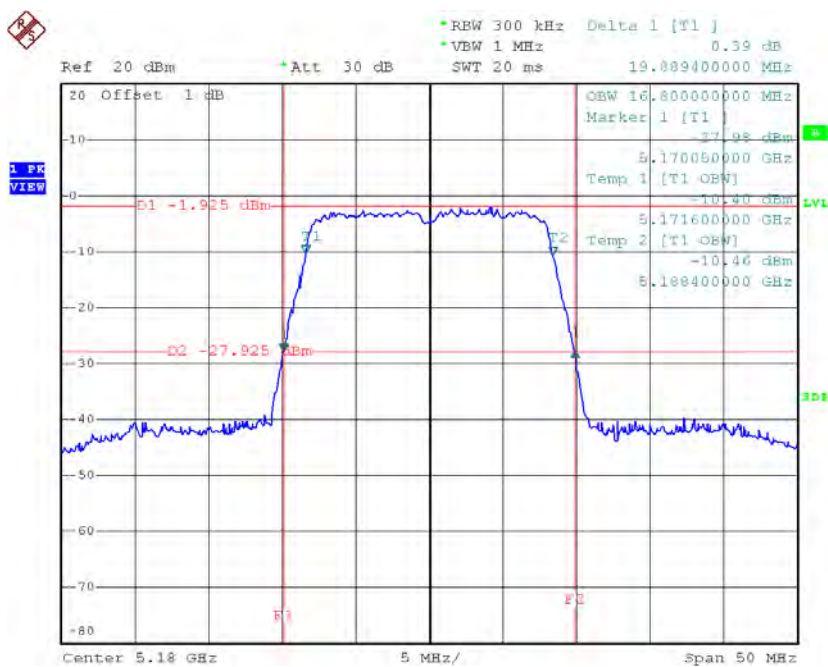
ATTACHMENT E - BANDWIDTH

For ANT 1

Test Mode: UNII-1/TX A Mode_CH36/CH40/CH48

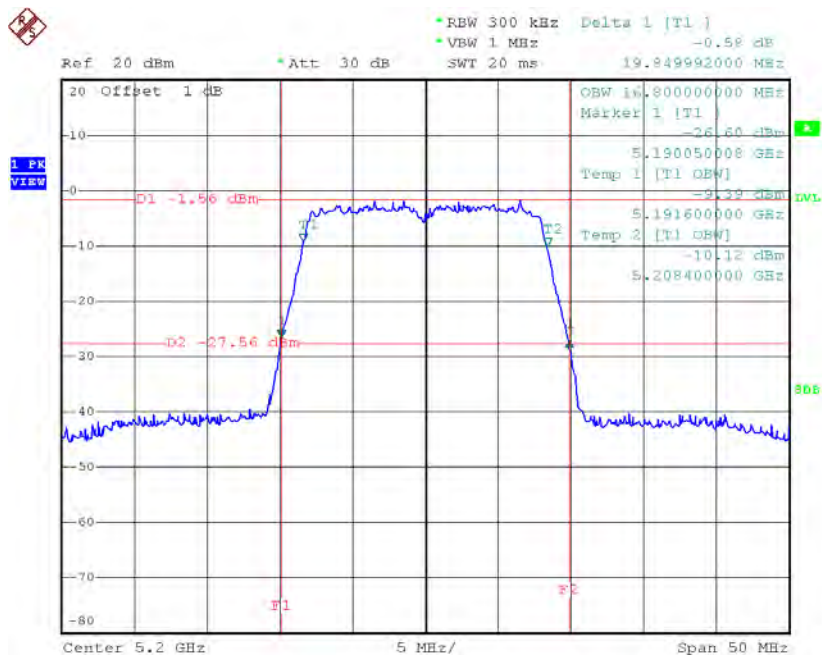
Channel	Frequency (MHz)	26dB Bandwidth (MHz)	99% Occupied Bandwidth (MHz)
CH36	5180	19.89	16.80
CH40	5200	19.85	16.80
CH48	5240	19.95	16.80

TX CH36



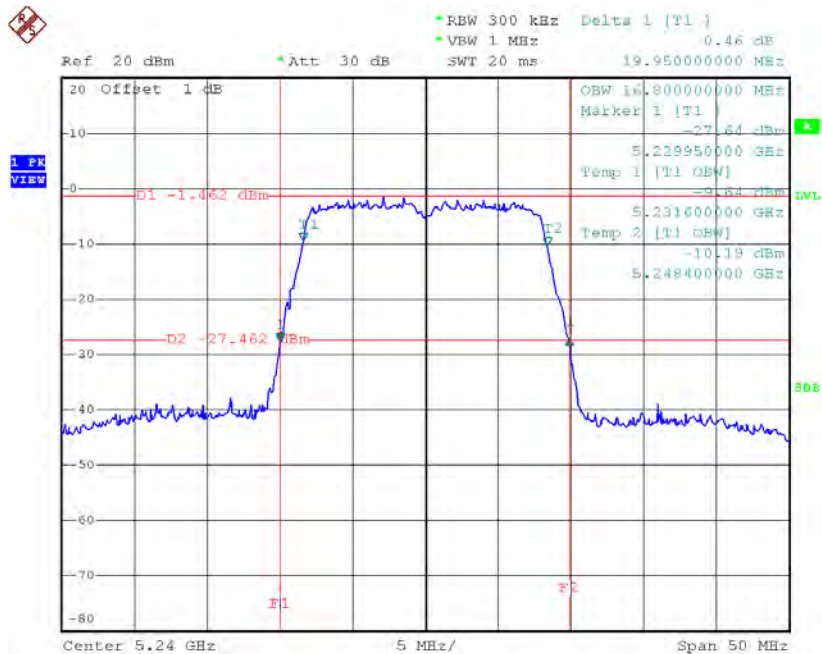
Date: 9.OCT.2015 17:35:59

TX CH40



Date: 9.OCT.2015 17:37:22

TX CH48

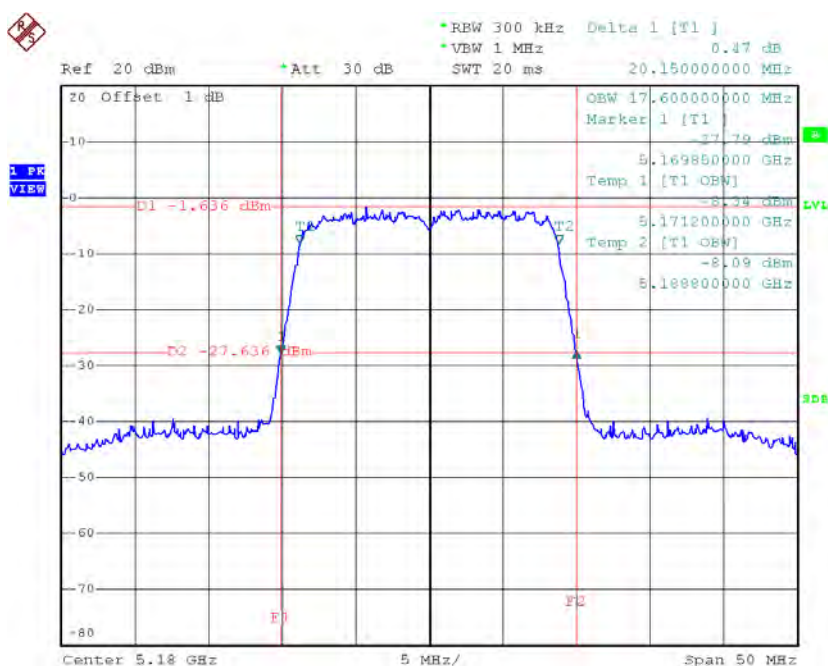


Date: 9.OCT.2015 17:38:13

Test Mode: UNII-1/TX N20 Mode_CH36/CH40/CH48

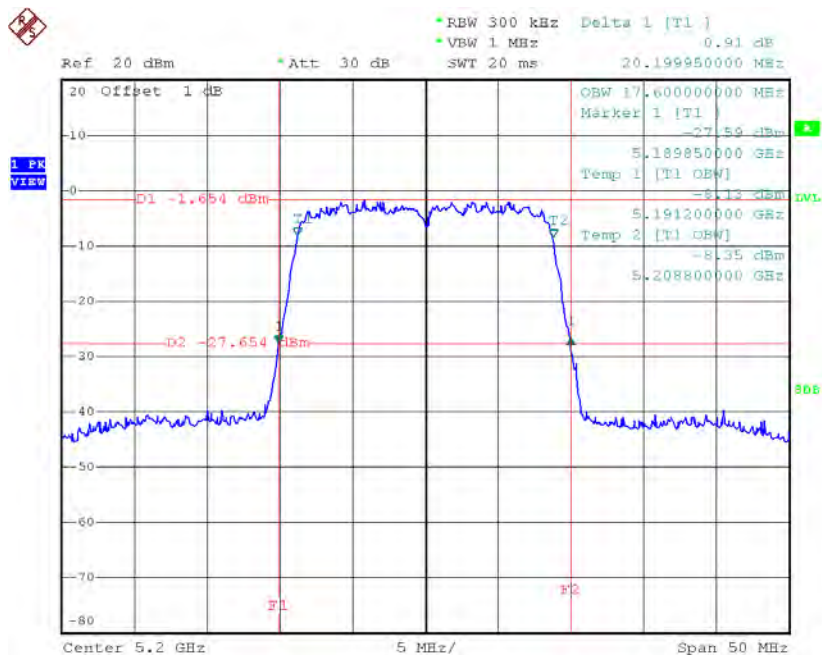
Channel	Frequency (MHz)	26dB Bandwidth (MHz)	99% Occupied Bandwidth (MHz)
CH36	5180	20.15	17.60
CH40	5200	20.20	17.60
CH48	5240	19.99	17.60

TX CH36



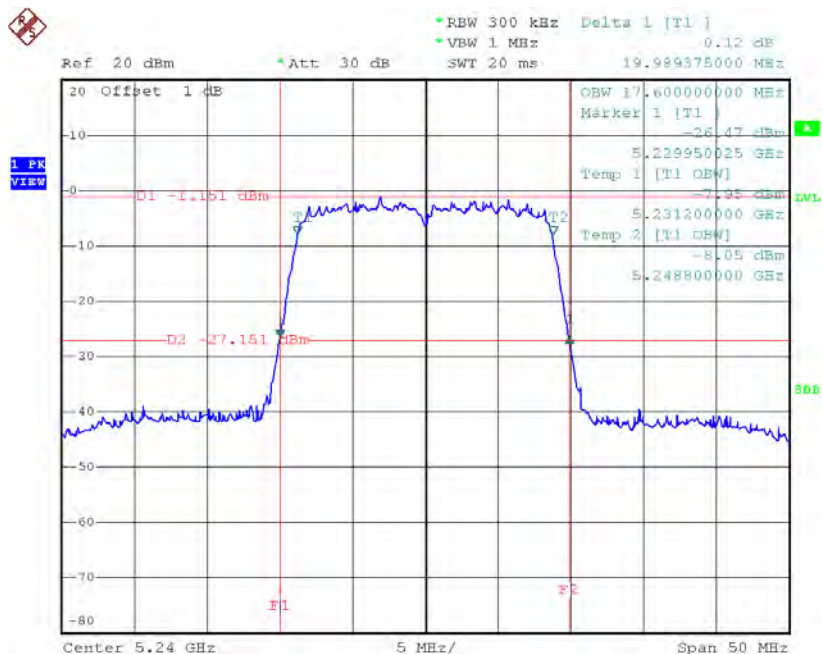
Date: 9.OCT.2015 17:39:16

TX CH40



Date: 9.OCT.2015 17:40:38

TX CH48

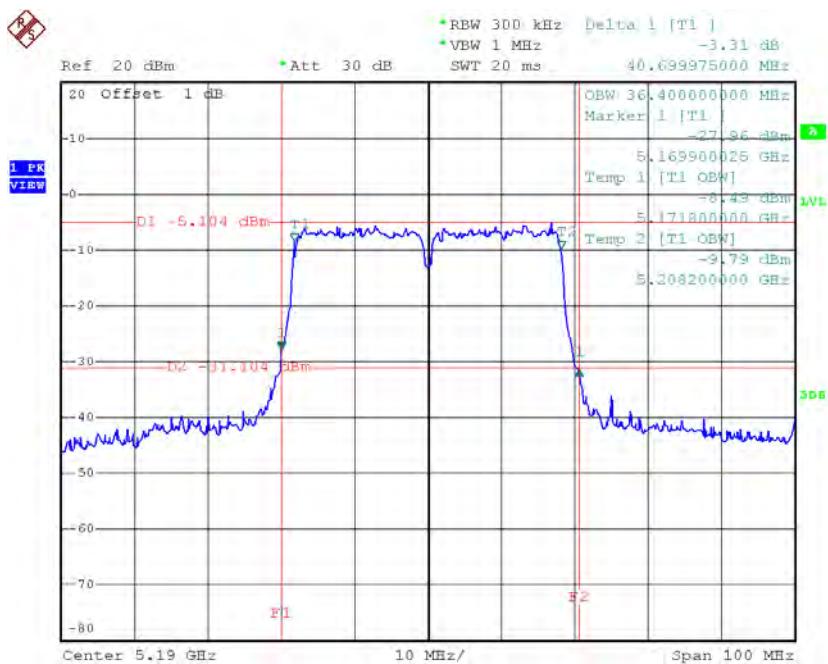


Date: 9.OCT.2015 17:41:33

Test Mode: UNII-1/TX N40 Mode_CH38/CH46

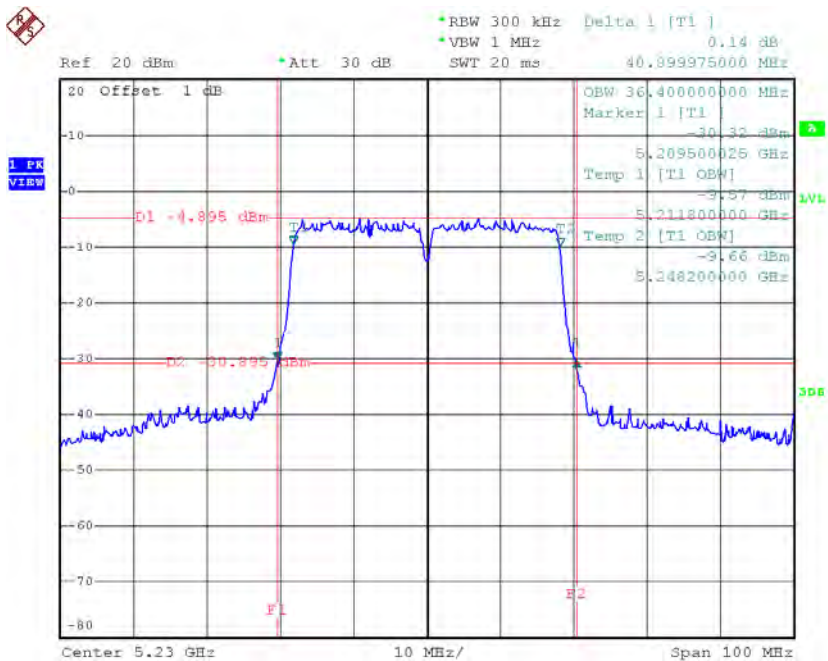
Channel	Frequency (MHz)	26dB Bandwidth (MHz)	99% Occupied Bandwidth (MHz)
CH38	5190	40.70	36.40
CH46	5230	40.90	36.40

TX CH38



Date: 9.OCT.2015 17:42:35

TX CH46

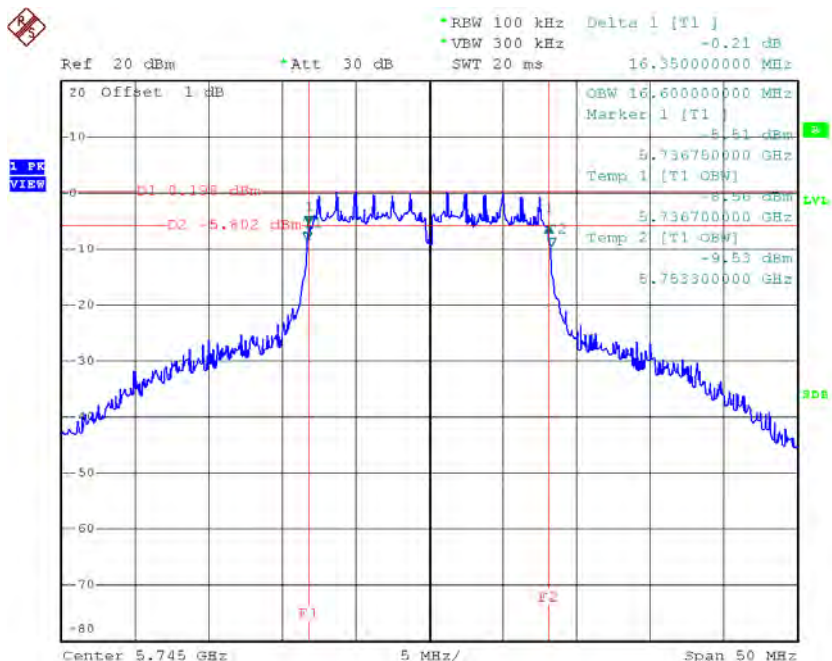


Date: 9.OCT.2015 17:43:44

Test Mode: UNII-3/ TX A Mode_CH149/CH157/CH165

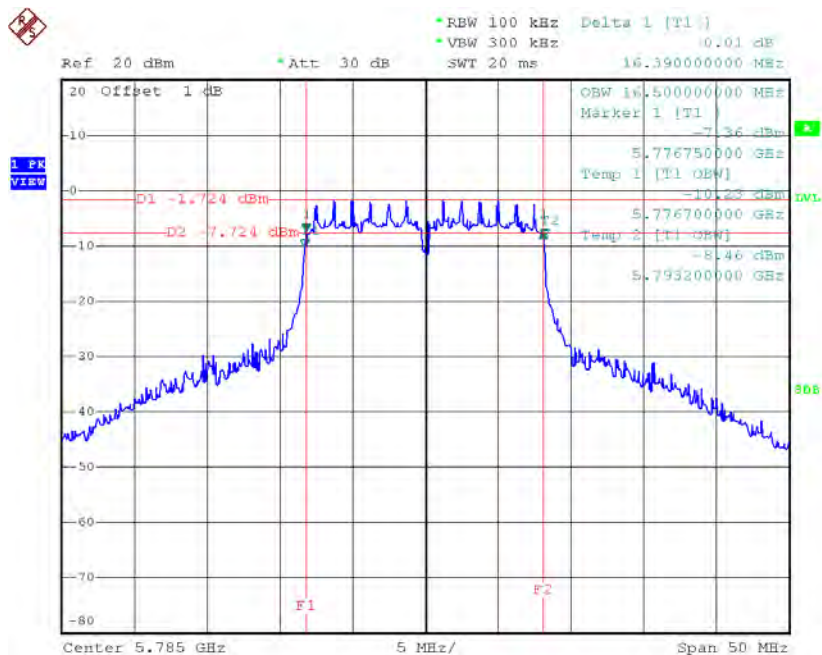
Channel	Frequency (MHz)	6dB Bandwidth (MHz)	99% Occupied Bandwidth (MHz)	Limit (kHz)
CH149	5745	16.35	16.60	>=500
CH157	5785	16.39	16.50	>=500
CH165	5825	16.35	16.60	>=500

TX CH 149



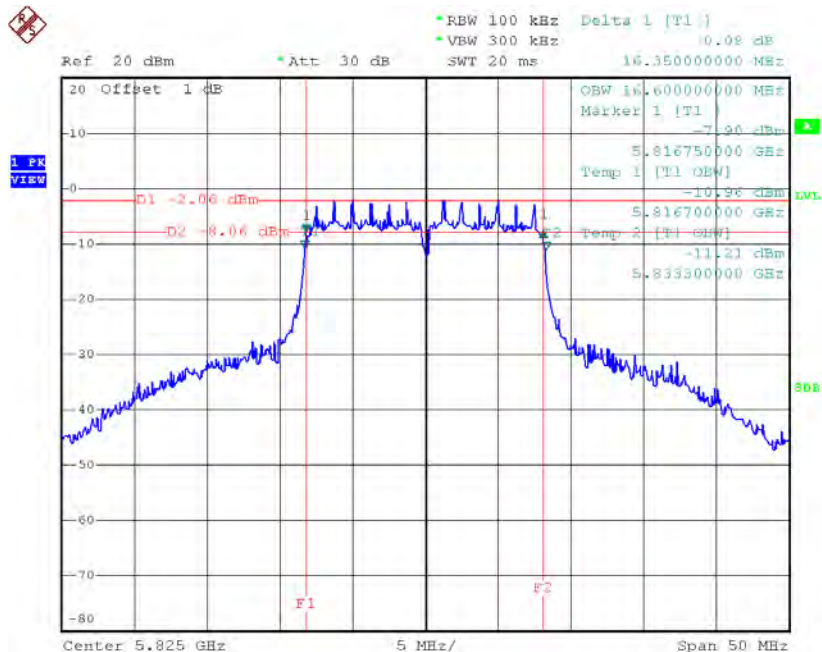
Date: 1.DEC.2015 11:20:25

TX CH 157



Date: 1.DEC.2015 11:21:36

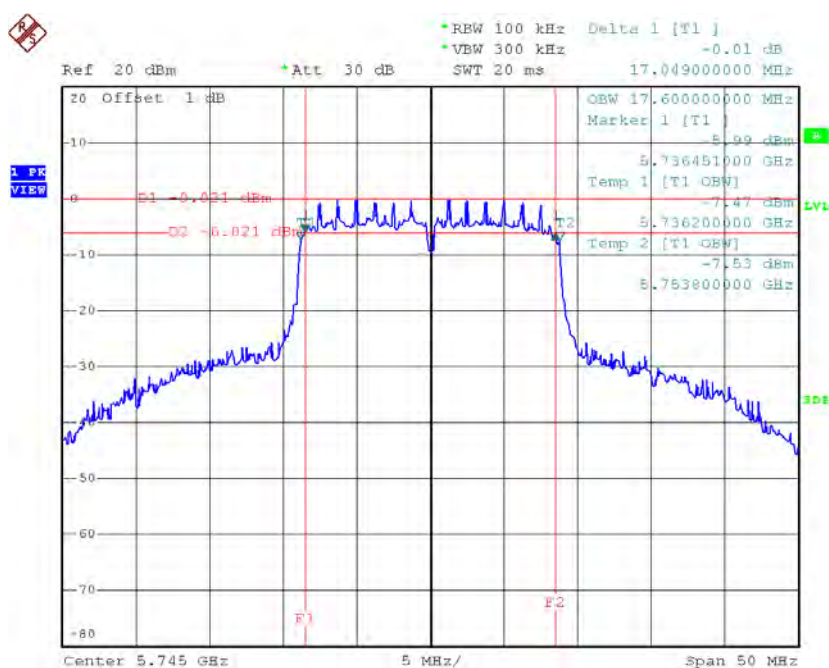
TX CH 165



Date: 1.DEC.2015 11:22:46

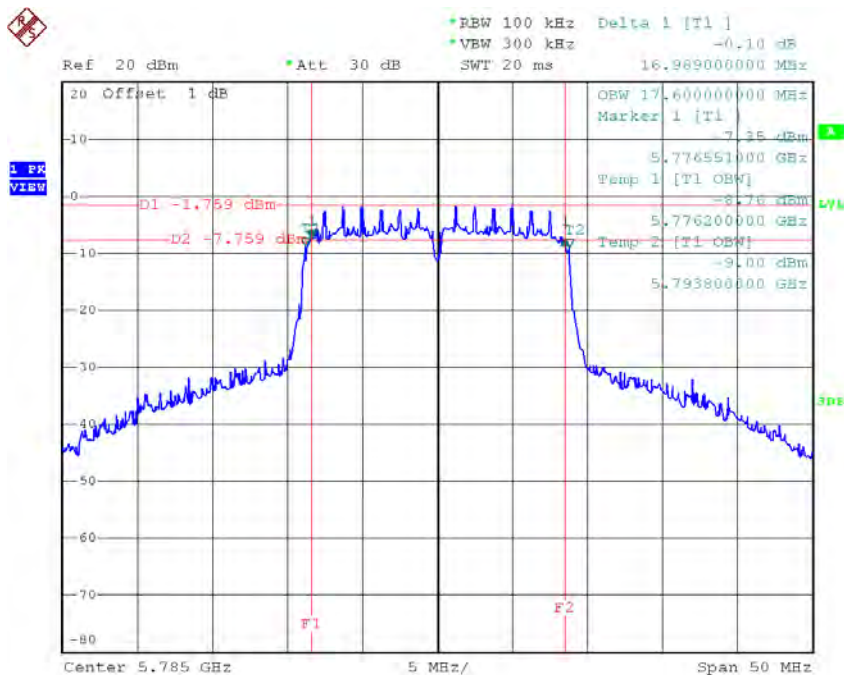
Test Mode: UNII-3/ TX N20 Mode_CH149/CH157/CH165

Channel	Frequency (MHz)	6dB Bandwidth (MHz)	99% Occupied Bandwidth (MHz)	Limit (kHz)
CH149	5745	17.05	17.60	>=500
CH157	5785	16.99	17.60	>=500
CH165	5825	17.15	17.60	>=500

TX CH 149


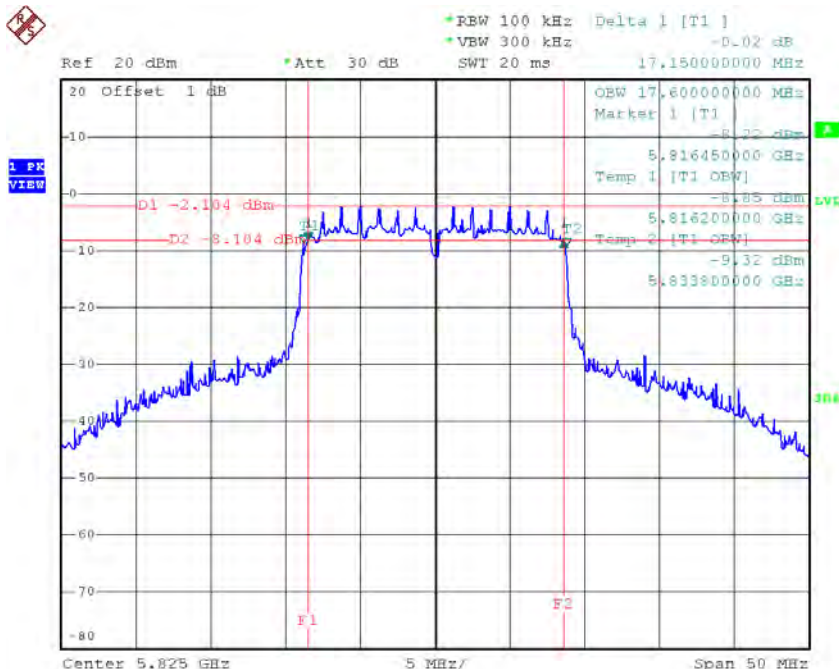
Date: 1.DEC.2015 11:24:00

TX CH 157



Date: 1.DEC.2015 11:25:20

TX CH 165

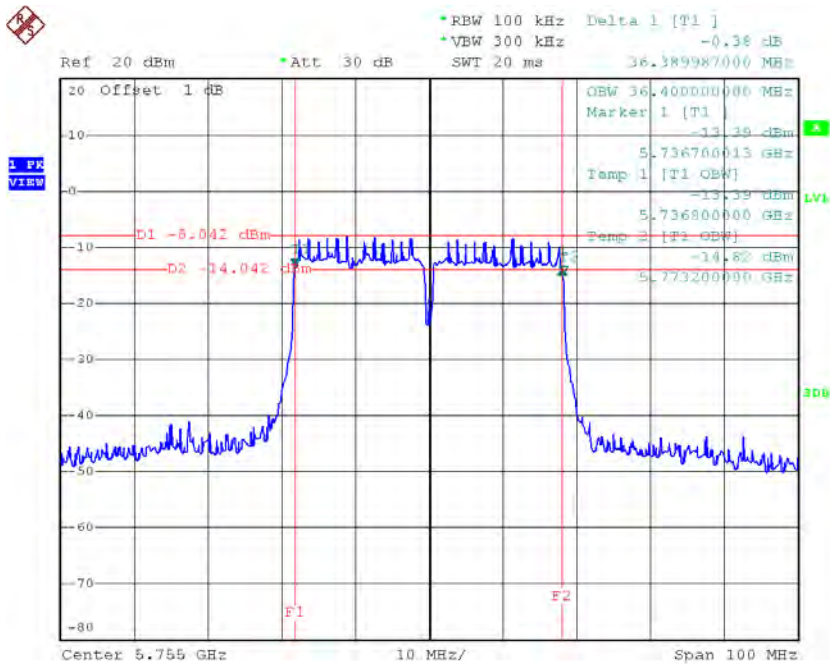


Date: 1.DEC.2015 11:26:24

Test Mode: UNII-3/ TX N40 Mode_CH151/CH159

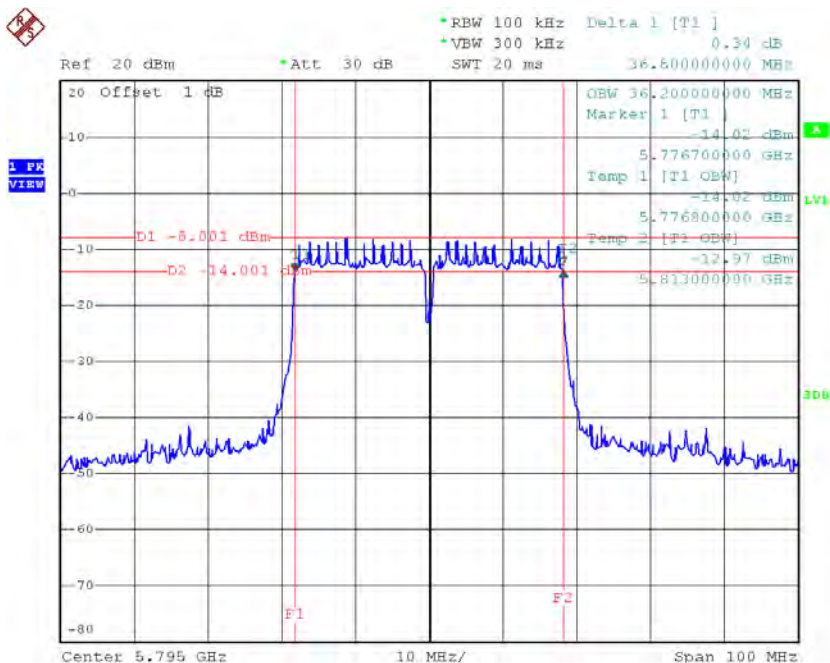
Channel	Frequency (MHz)	6dB Bandwidth (MHz)	99% Occupied Bandwidth (MHz)	Limit (kHz)
CH151	5755	36.39	36.40	>=500
CH159	5795	36.50	36.20	>=500

TX CH 151



Date: 2.DEC.2015 17:47:58

TX CH 159



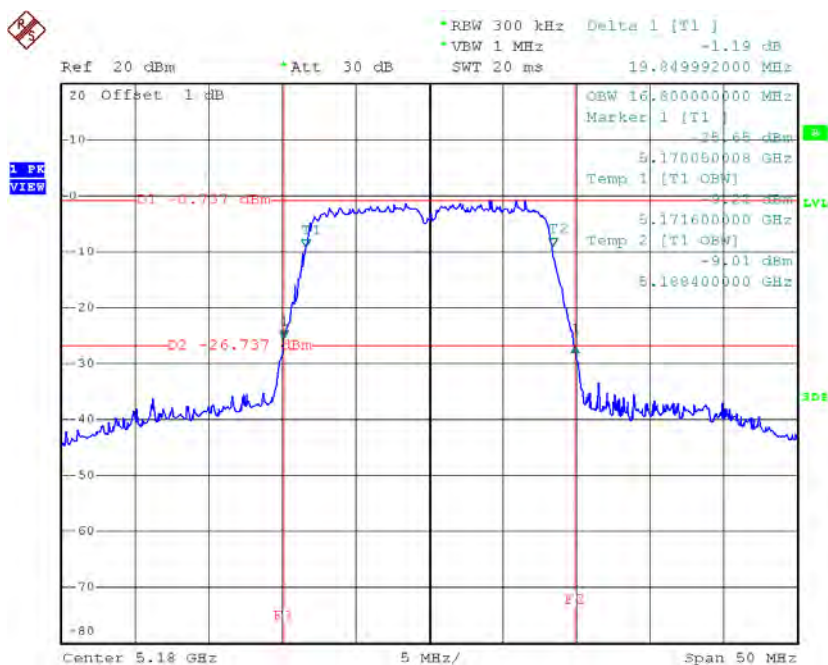
Date: 2.DEC.2015 17:49:21

For ANT 2

Test Mode: UNII-1/TX A Mode_CH36/CH40/CH48

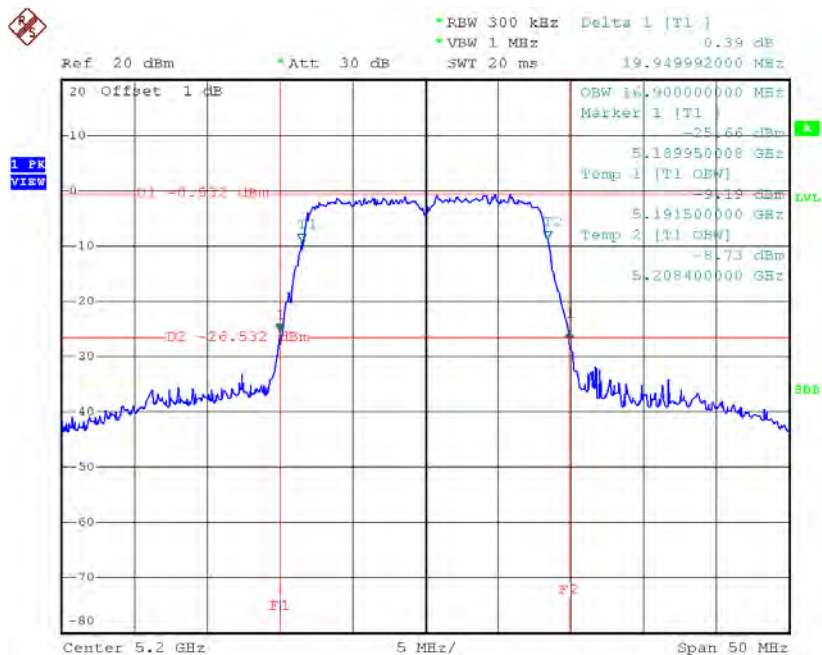
Channel	Frequency (MHz)	26dB Bandwidth (MHz)	99% Occupied Bandwidth (MHz)
CH36	5180	19.85	16.80
CH40	5200	19.95	16.90
CH48	5240	19.96	16.80

TX CH36



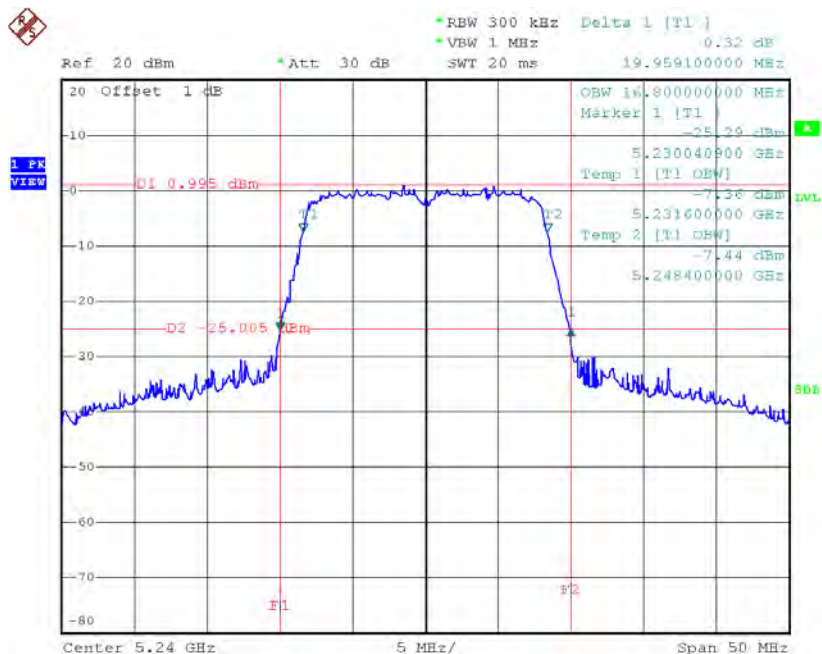
Date: 4.DEC.2015 09:40:10

TX CH40



Date: 4.DEC.2015 09:41:23

TX CH48

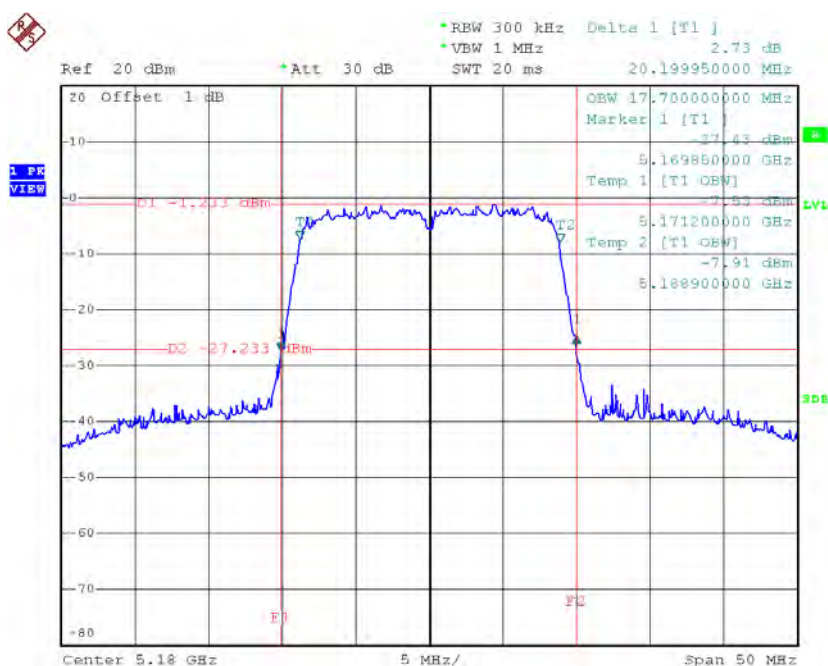


Date: 4.DEC.2015 09:42:22

Test Mode: UNII-1/TX N20 Mode_CH36/CH40/CH48

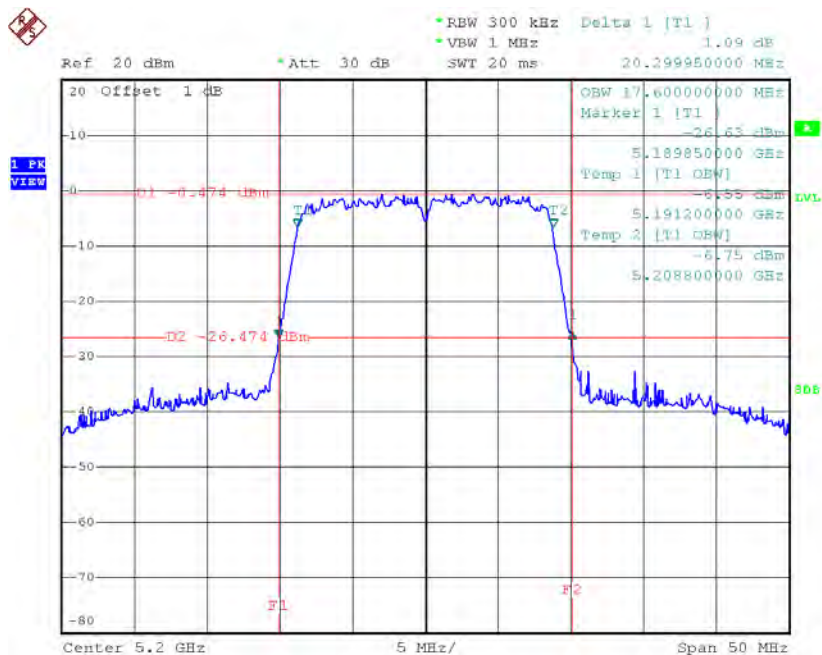
Channel	Frequency (MHz)	26dB Bandwidth (MHz)	99% Occupied Bandwidth (MHz)
CH36	5180	20.20	17.70
CH40	5200	20.30	17.60
CH48	5240	20.25	17.60

TX CH36



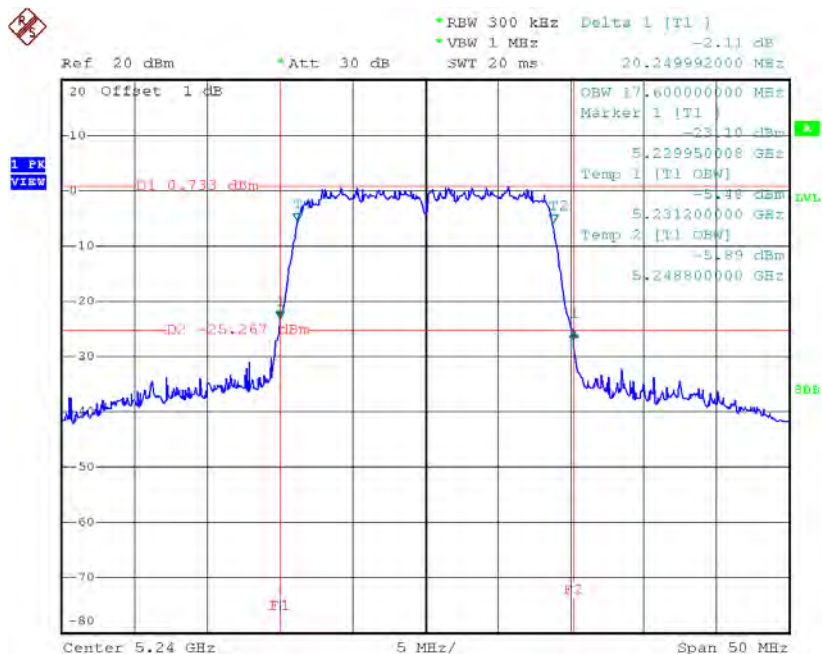
Date: 4.DEC.2015 09:49:10

TX CH40



Date: 4.DEC.2015 09:50:15

TX CH48

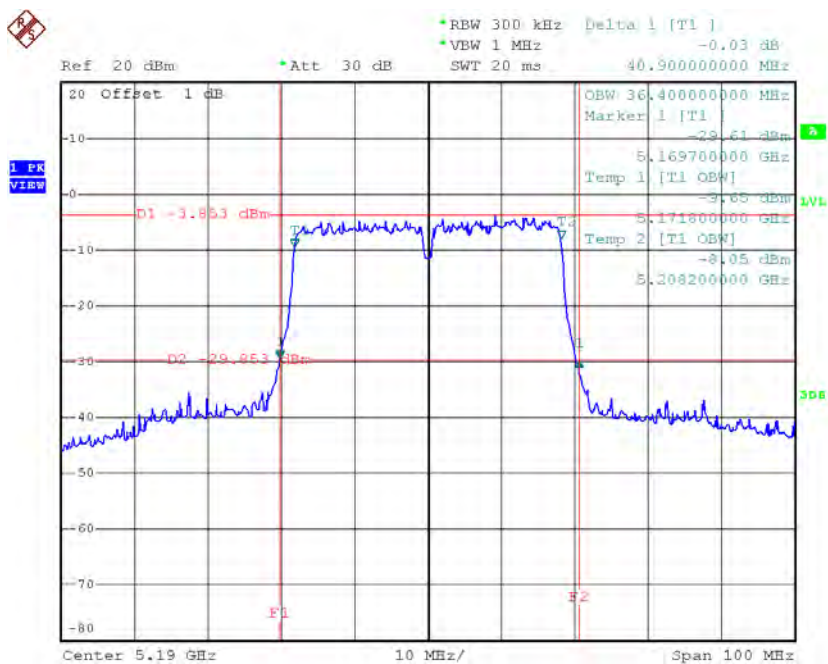


Date: 4.DEC.2015 09:51:02

Test Mode: UNII-1/TX N40 Mode_CH38/CH46

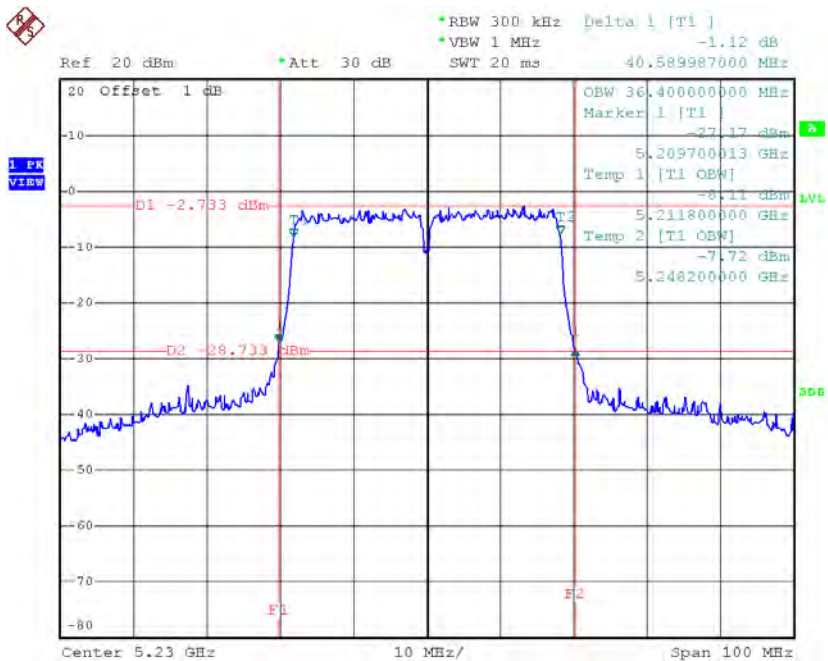
Channel	Frequency (MHz)	26dB Bandwidth (MHz)	99% Occupied Bandwidth (MHz)
CH38	5190	40.90	36.40
CH46	5230	40.59	36.40

TX CH38



Date: 4.DEC.2015 09:55:55

TX CH46

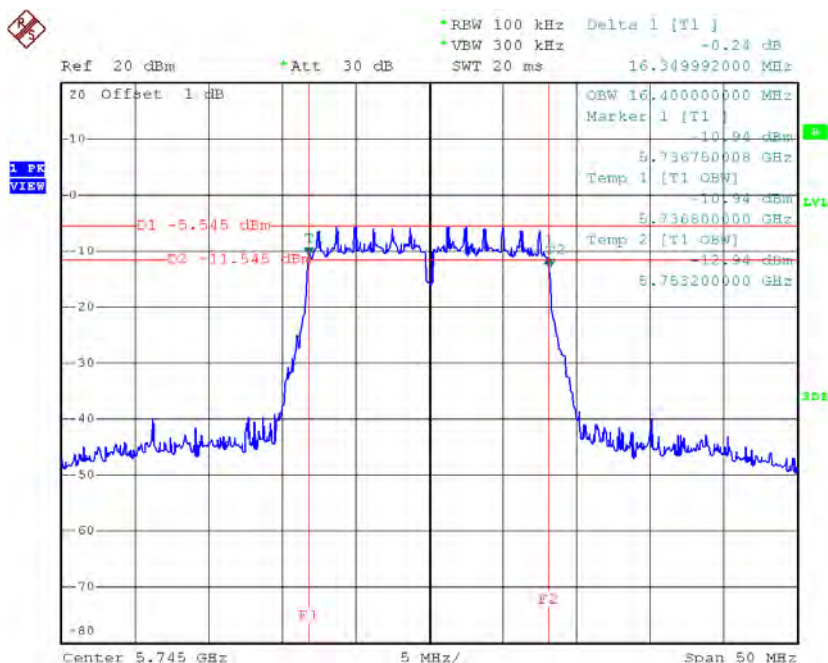


Date: 4.DEC.2015 09:57:05

Test Mode: UNII-3/ TX A Mode_CH149/CH157/CH165

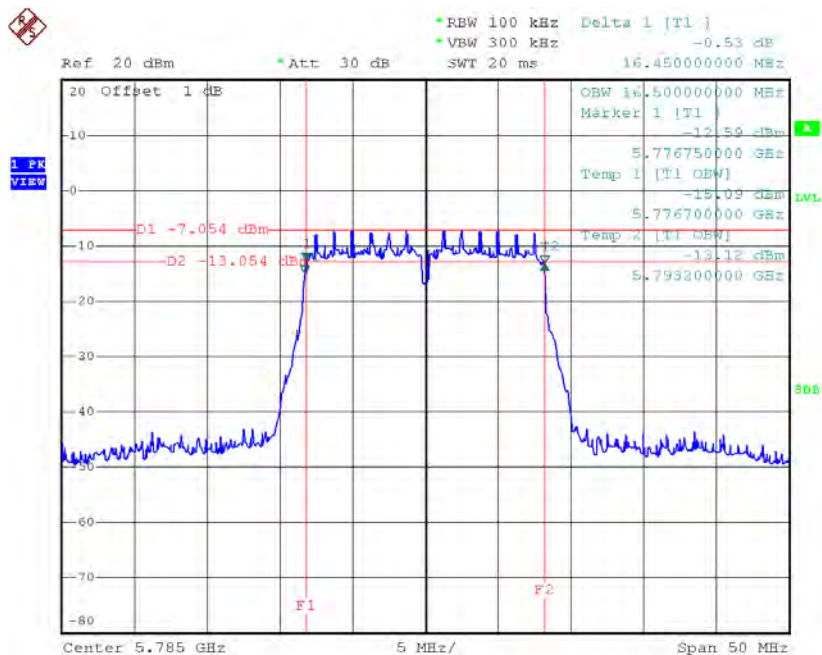
Channel	Frequency (MHz)	6dB Bandwidth (MHz)	99% Occupied Bandwidth (MHz)	Limit (kHz)
CH149	5745	16.35	16.40	>=500
CH157	5785	16.45	16.50	>=500
CH165	5825	16.35	16.40	>=500

TX CH 149



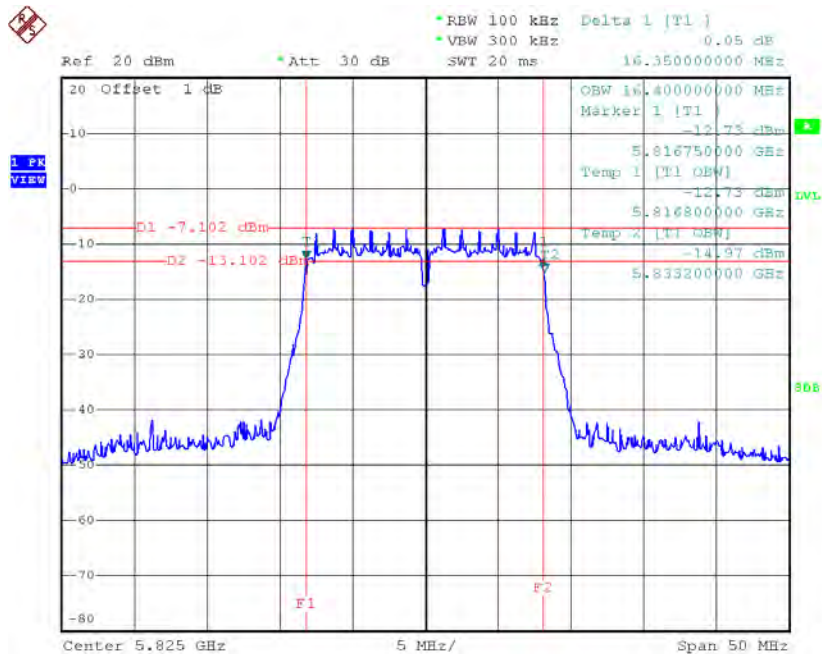
Date: 4.DEC.2015 09:45:43

TX CH 157



Date: 4.DEC.2015 09:46:52

TX CH 165

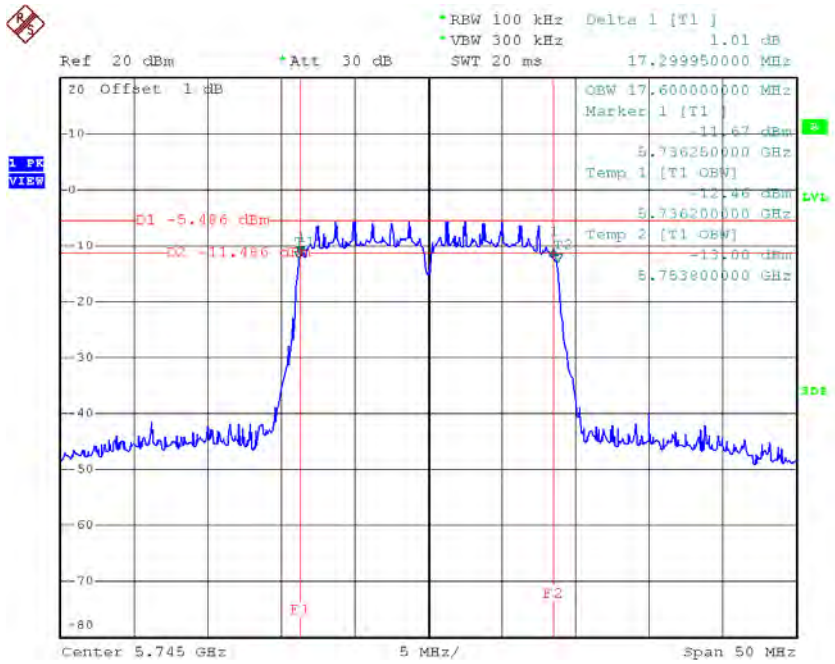


Date: 4.DEC.2015 09:47:58

Test Mode: UNII-3/ TX N20 Mode_CH149/CH157/CH165

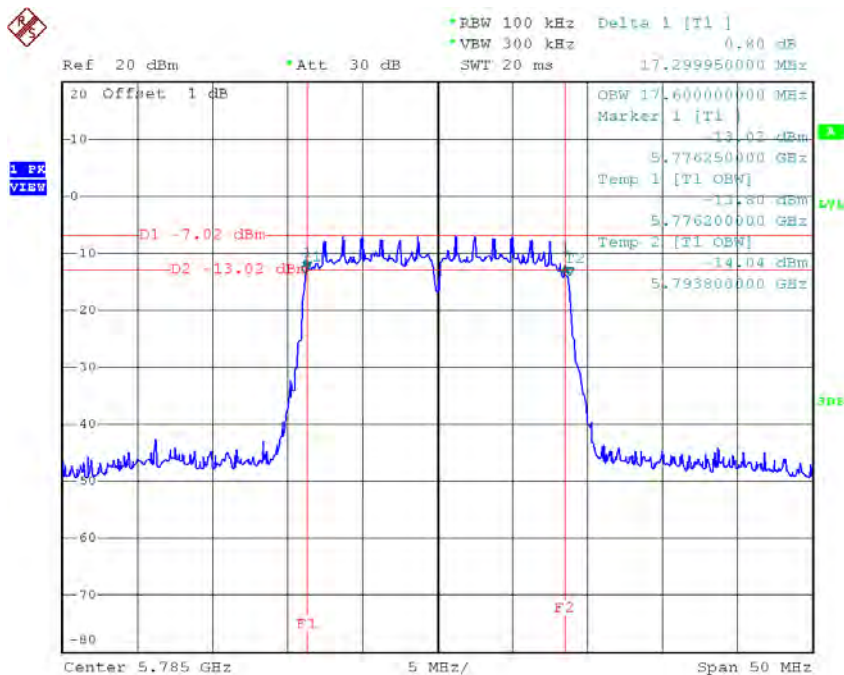
Channel	Frequency (MHz)	6dB Bandwidth (MHz)	99% Occupied Bandwidth (MHz)	Limit (kHz)
CH149	5745	17.30	17.60	>=500
CH157	5785	17.30	17.60	>=500
CH165	5825	17.29	17.50	>=500

TX CH 149



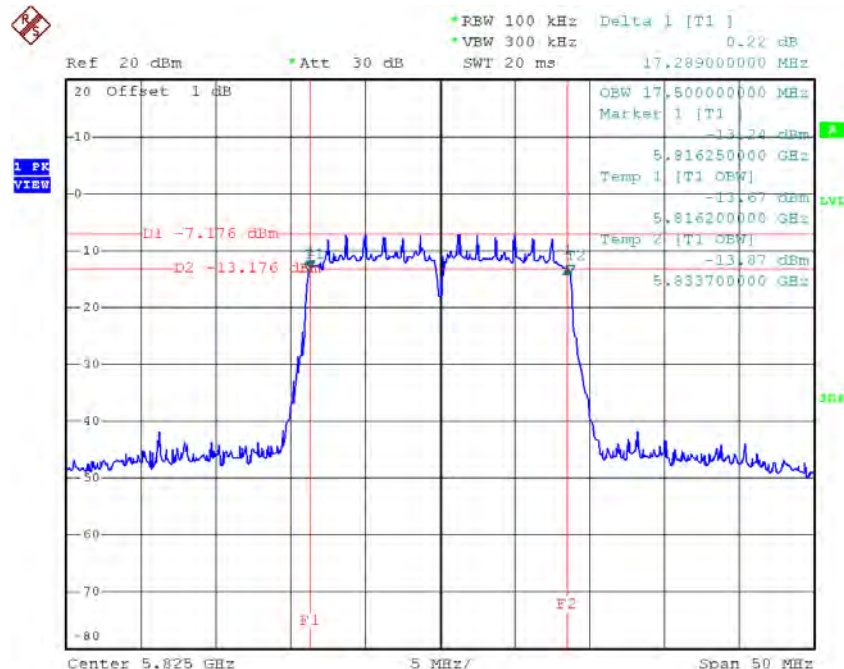
Date: 4.DEC.2015 09:52:13

TX CH 157



Date: 4.DEC.2015 09:53:37

TX CH 165

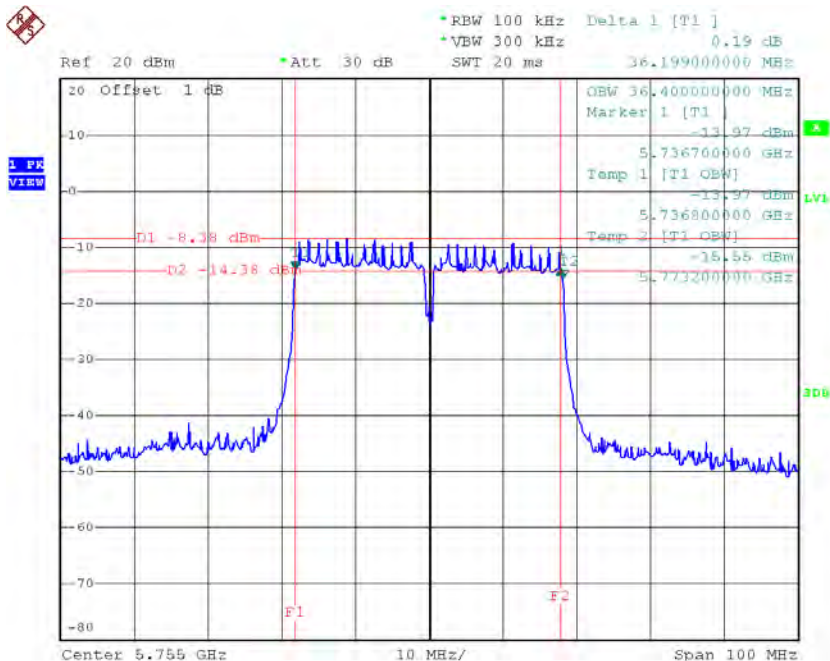


Date: 4.DEC.2015 09:54:27

Test Mode: UNII-3/ TX N40 Mode_CH151/CH159

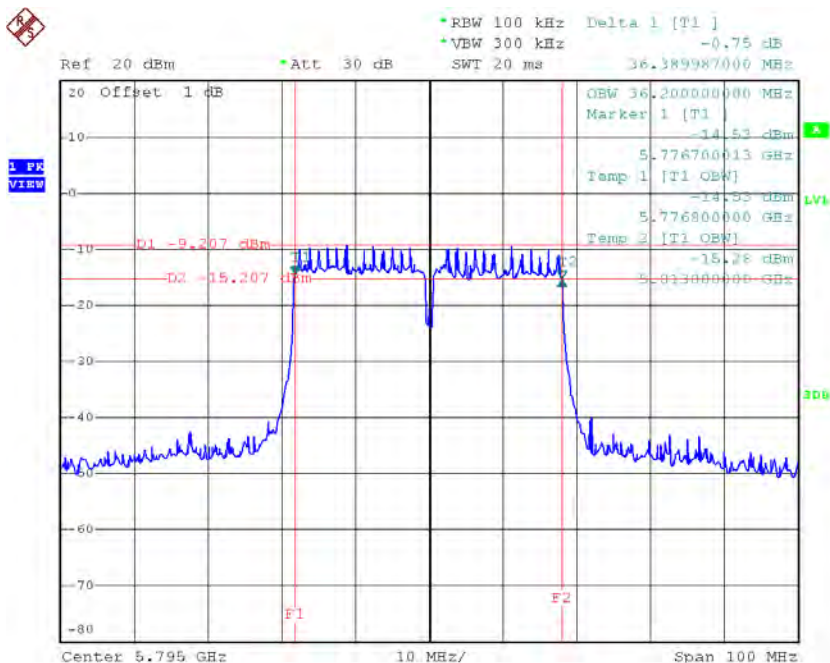
Channel	Frequency (MHz)	6dB Bandwidth (MHz)	99% Occupied Bandwidth (MHz)	Limit (kHz)
CH151	5755	36.20	36.40	>=500
CH159	5795	36.39	36.20	>=500

TX CH 151



Date: 4.DEC.2015 09:58:17

TX CH 159



Date: 4.DEC.2015 10:01:10

ATTACHMENT F - MAXIMUM OUTPUT POWER

For ANT 1

Test Mode: UNII-1/TX A Mode

Channel	Frequency (MHz)	Output Power (dBm)	Duty Factor (dBm)	Output Power + Duty Factor (dBm)	Limit (dBm)	Limit (Watt)
CH36	5180	5.45	1.09	6.54	24.00	0.25
CH40	5200	5.32	1.09	6.41	24.00	0.25
CH48	5240	5.61	1.09	6.70	24.00	0.25

Test Mode: UNII-1/TX N20 Mode

Channel	Frequency (MHz)	Output Power (dBm)	Duty Factor (dBm)	Output Power + Duty Factor (dBm)	Limit (dBm)	Limit (Watt)
CH36	5180	5.22	1.41	6.63	24.00	0.25
CH40	5200	5.03	1.41	6.44	24.00	0.25
CH48	5240	5.41	1.41	6.82	24.00	0.25

Test Mode: UNII-1/TX N40 Mode

Channel	Frequency (MHz)	Output Power (dBm)	Duty Factor (dBm)	Output Power + Duty Factor (dBm)	Limit (dBm)	Limit (Watt)
CH38	5190	5.01	4.39	9.40	24.00	0.25
CH46	5230	5.28	4.39	9.67	24.00	0.25

Test Mode: UNII-3/ TX A Mode

Channel	Frequency (MHz)	Output Power (dBm)	Duty Factor (dBm)	Output Power + Duty Factor (dBm)	Limit (dBm)	Limit (Watt)
CH149	5745	6.09	1.09	7.18	30.00	1.00
CH157	5785	5.11	1.09	6.20	30.00	1.00
CH165	5825	5.82	1.09	6.91	30.00	1.00

Test Mode: UNII-3/TX N20 Mode

Channel	Frequency (MHz)	Output Power (dBm)	Duty Factor (dBm)	Output Power + Duty Factor (dBm)	Limit (dBm)	Limit (Watt)
CH149	5745	5.83	1.41	7.24	30.00	1.00
CH157	5785	4.95	1.41	6.36	30.00	1.00
CH165	5825	4.73	1.41	6.14	30.00	1.00

Test Mode: UNII-3/ TX N40 Mode

Channel	Frequency (MHz)	Output Power (dBm)	Duty Factor (dBm)	Output Power + Duty Factor (dBm)	Limit (dBm)	Limit (Watt)
CH151	5755	5.11	4.39	9.50	30.00	1.00
CH159	5795	5.16	4.39	9.55	30.00	1.00

For ANT 2

Test Mode: UNII-1/TX A Mode

Channel	Frequency (MHz)	Output Power (dBm)	Duty Factor (dBm)	Output Power + Duty Factor (dBm)	Limit (dBm)	Limit (Watt)
CH36	5180	4.59	1.09	5.68	24.00	0.25
CH40	5200	4.78	1.09	5.87	24.00	0.25
CH48	5240	4.89	1.09	5.98	24.00	0.25

Test Mode: UNII-1/TX N20 Mode

Channel	Frequency (MHz)	Output Power (dBm)	Duty Factor (dBm)	Output Power + Duty Factor (dBm)	Limit (dBm)	Limit (Watt)
CH36	5180	4.56	1.41	5.97	24.00	0.25
CH40	5200	4.66	1.41	6.07	24.00	0.25
CH48	5240	4.83	1.41	6.24	24.00	0.25

Test Mode: UNII-1/TX N40 Mode

Channel	Frequency (MHz)	Output Power (dBm)	Duty Factor (dBm)	Output Power + Duty Factor (dBm)	Limit (dBm)	Limit (Watt)
CH38	5190	4.42	3.80	8.22	24.00	0.25
CH46	5230	4.81	3.80	8.61	24.00	0.25

Test Mode: UNII-3/ TX A Mode

Channel	Frequency (MHz)	Output Power (dBm)	Duty Factor (dBm)	Output Power + Duty Factor (dBm)	Limit (dBm)	Limit (Watt)
CH149	5745	5.69	1.09	6.78	30.00	1.00
CH157	5785	4.73	1.09	5.82	30.00	1.00
CH165	5825	5.23	1.09	6.32	30.00	1.00

Test Mode: UNII-3/TX N20 Mode

Channel	Frequency (MHz)	Output Power (dBm)	Duty Factor (dBm)	Output Power + Duty Factor (dBm)	Limit (dBm)	Limit (Watt)
CH149	5745	5.42	1.41	6.83	30.00	1.00
CH157	5785	4.68	1.41	6.09	30.00	1.00
CH165	5825	5.21	1.41	6.62	30.00	1.00

Test Mode: UNII-3/ TX N40 Mode

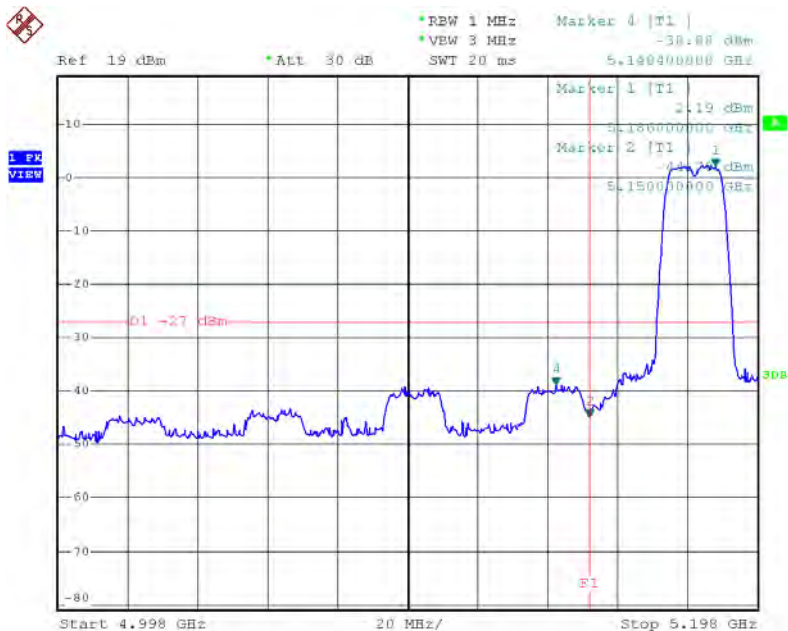
Channel	Frequency (MHz)	Output Power (dBm)	Duty Factor (dBm)	Output Power + Duty Factor (dBm)	Limit (dBm)	Limit (Watt)
CH151	5755	4.69	3.80	8.49	30.00	1.00
CH159	5795	4.83	3.80	8.63	30.00	1.00

ATTACHMENT G - ANTENNA CONDUCTED SPURIOUS EMISSION

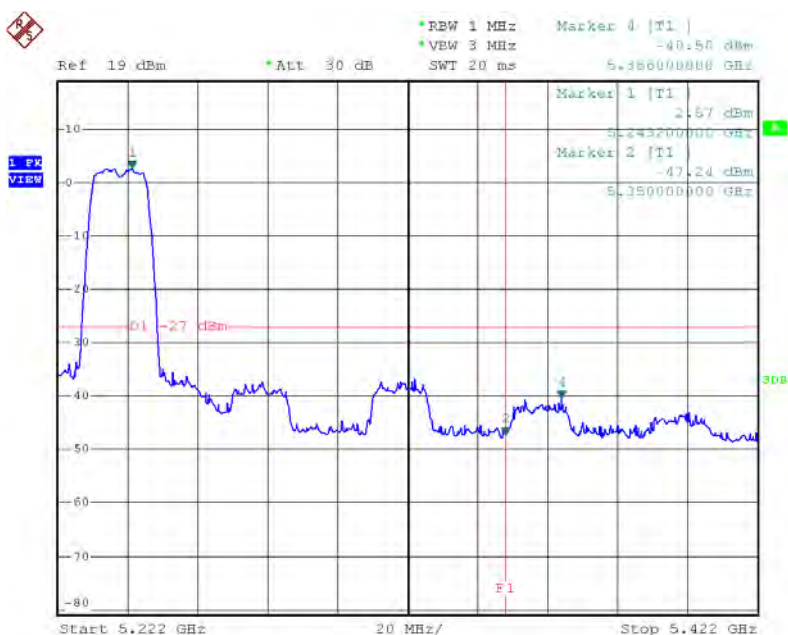
For ANT 1

Test Mode: UNII-1/TX A Mode

TX mode CH36

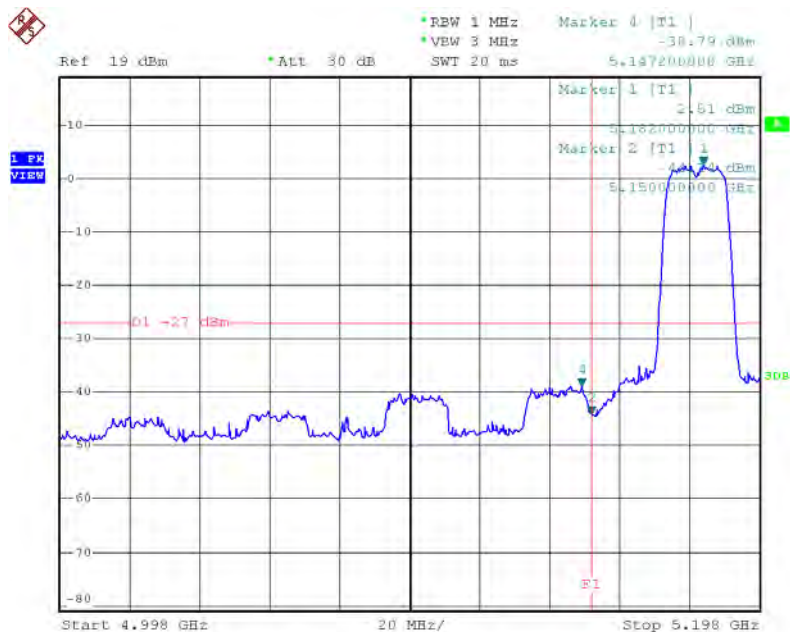


TX mode CH48



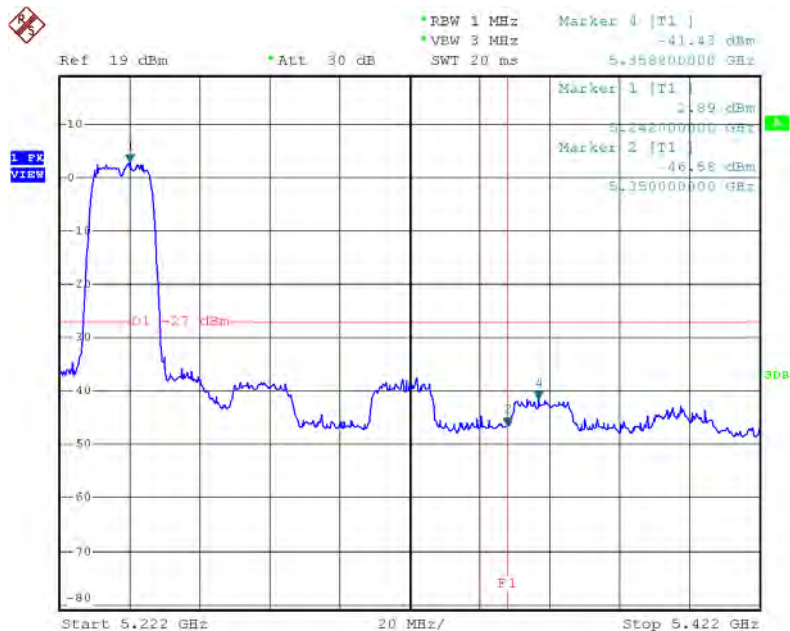
Test Mode: UNII-1/TX N20 Mode

TX mode CH36



Date: 9.OCT.2015 17:39:33

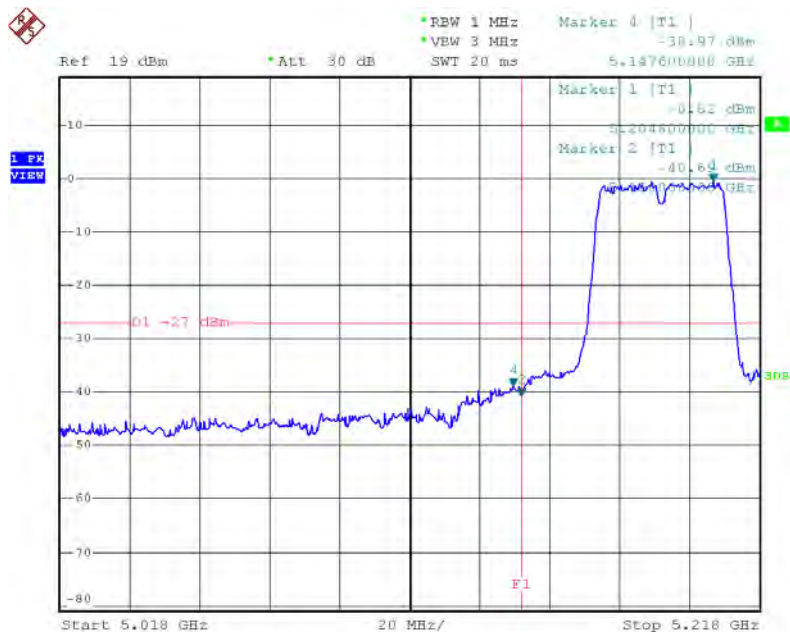
TX mode CH48



Date: 9.OCT.2015 17:41:50

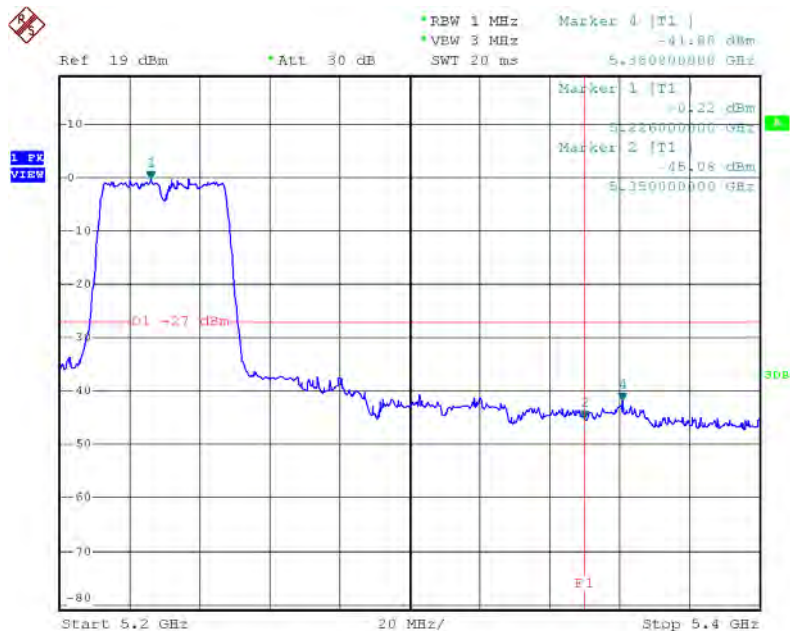
Test Mode: UNII-1/TX N40 Mode

TX mode CH38



Date: 9.OCT.2015 17:42:52

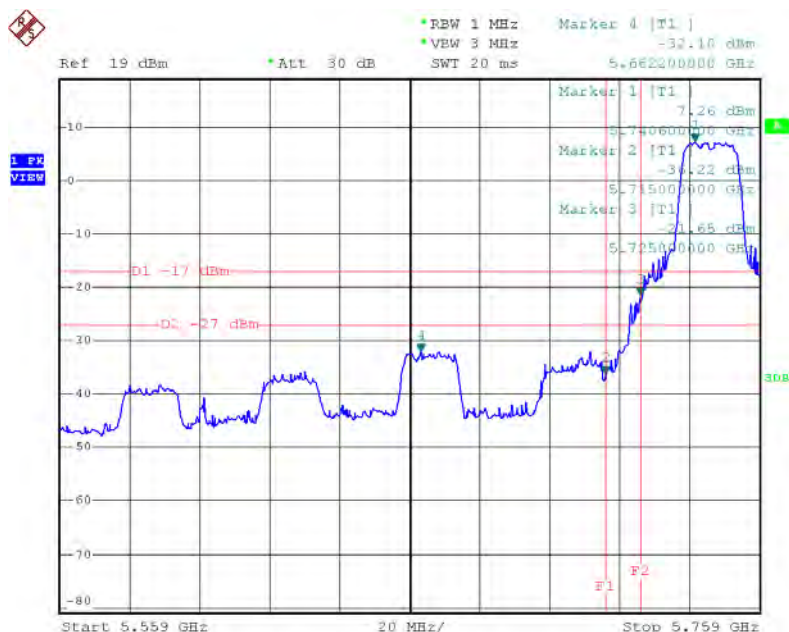
TX mode CH46



Date: 9.OCT.2015 17:44:01

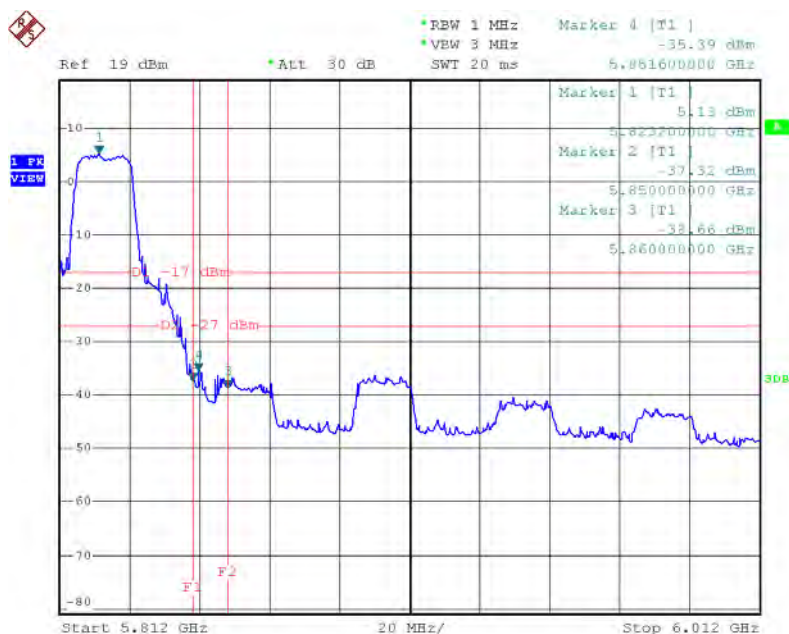
Test Mode: UNII-3/TX A Mode

TX A Mode CH149



Date: 1.DEC.2015 11:20:34

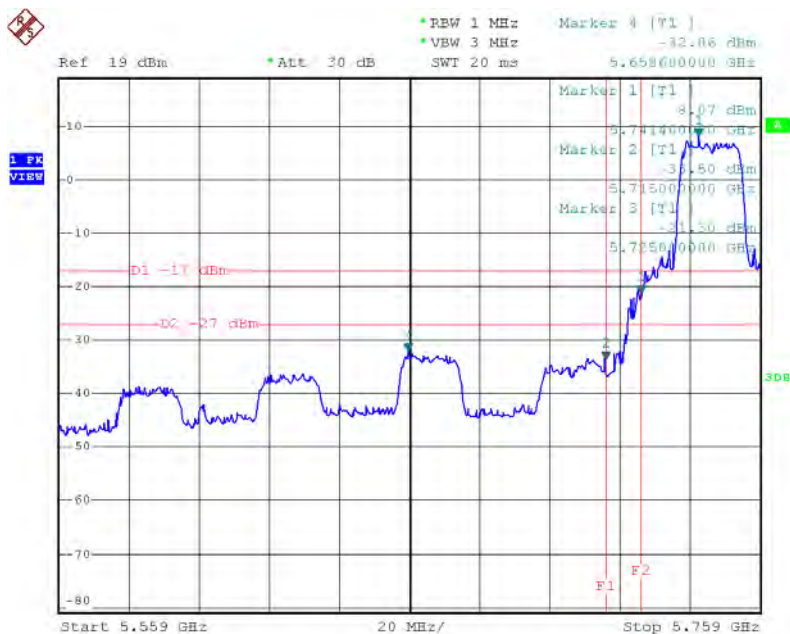
TX A Mode CH165



Date: 1.DEC.2015 11:23:05

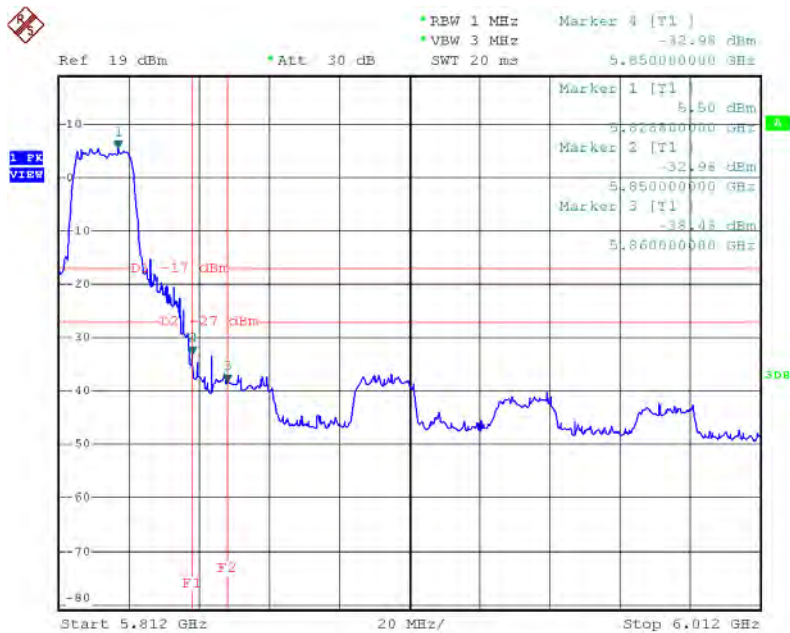
Test Mode: UNII-3/TX N20 Mode

TX HT20 mode CH149



Date: 1.DEC.2015 11:24:19

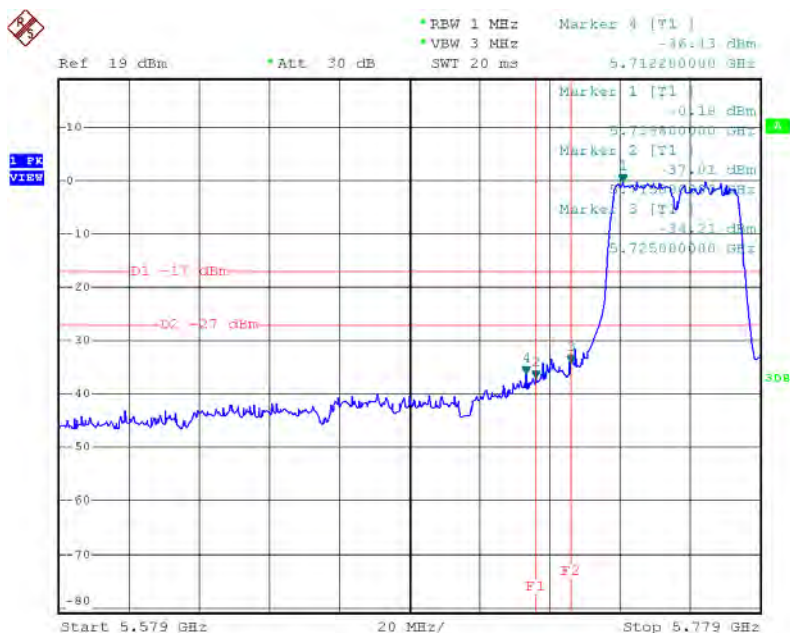
TX HT20 mode CH165



Date: 1.DEC.2015 11:26:43

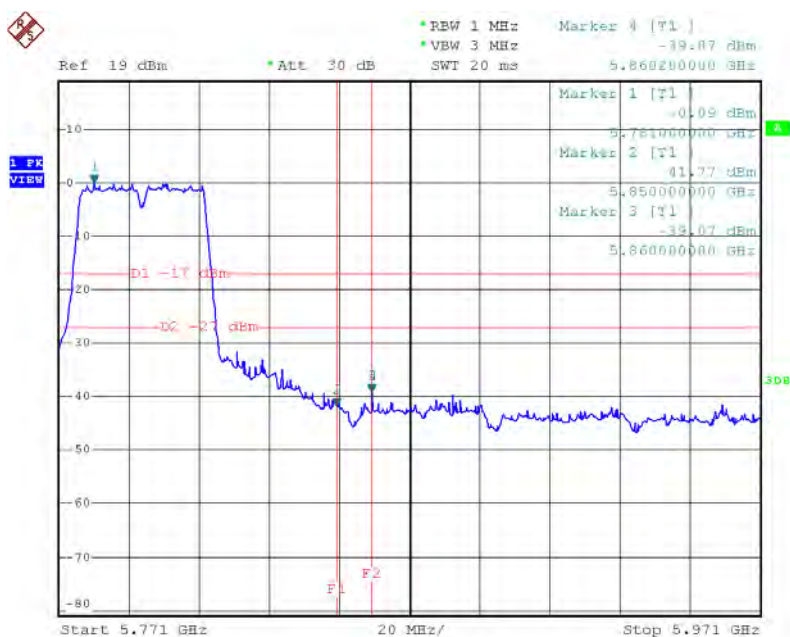
Test Mode: UNII-3/TX N40 Mode

UNII-3/TX HT40 mode CH151



Date: 2.DEC.2015 17:48:17

UNII-3/TX HT40 mode CH159

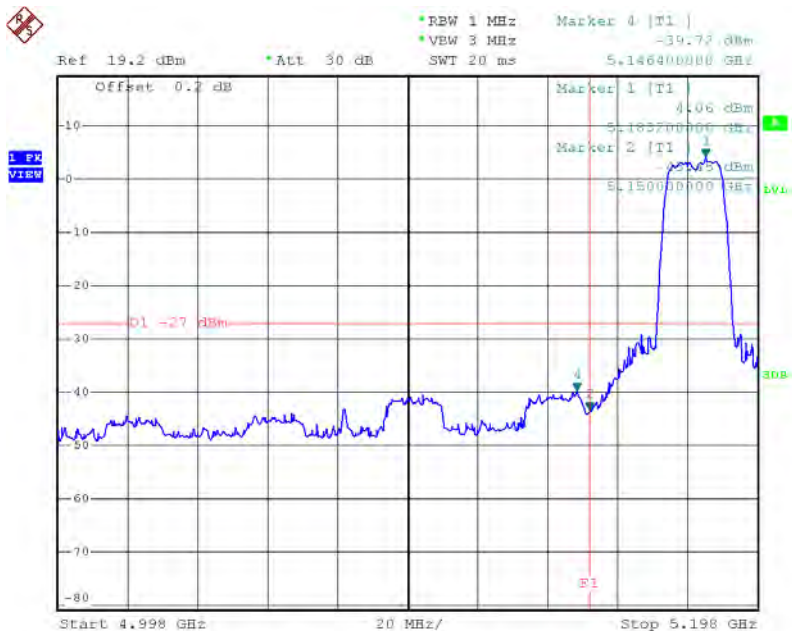


Date: 2.DEC.2015 17:49:38

For ANT 2

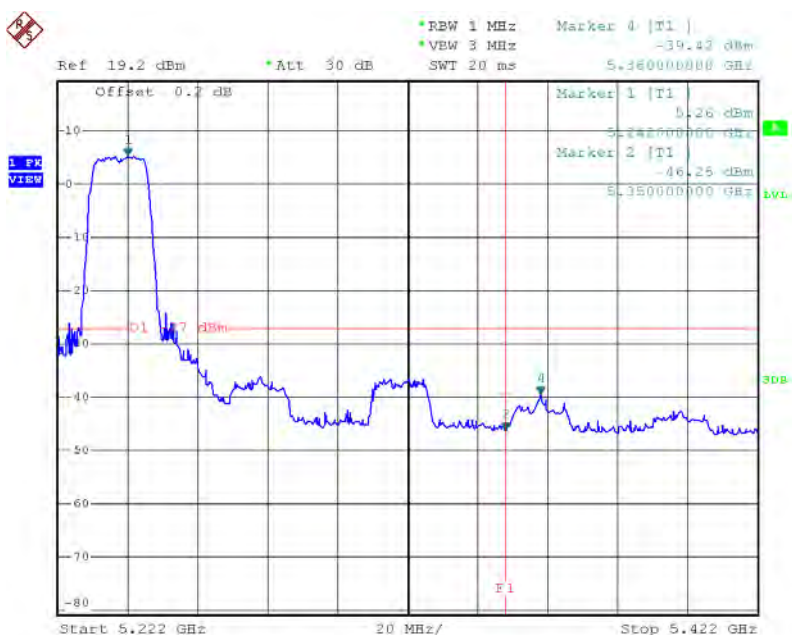
Test Mode:	UNII-1/TX A Mode
-------------------	-------------------------

TX mode CH36



Date: 4.DEC.2015 09:40:27

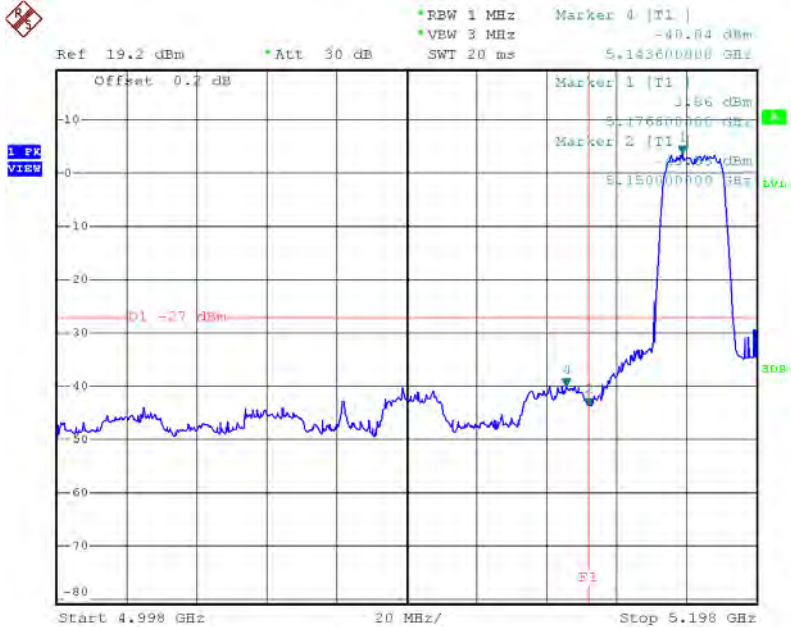
TX mode CH48



Date: 4.DEC.2015 09:42:39

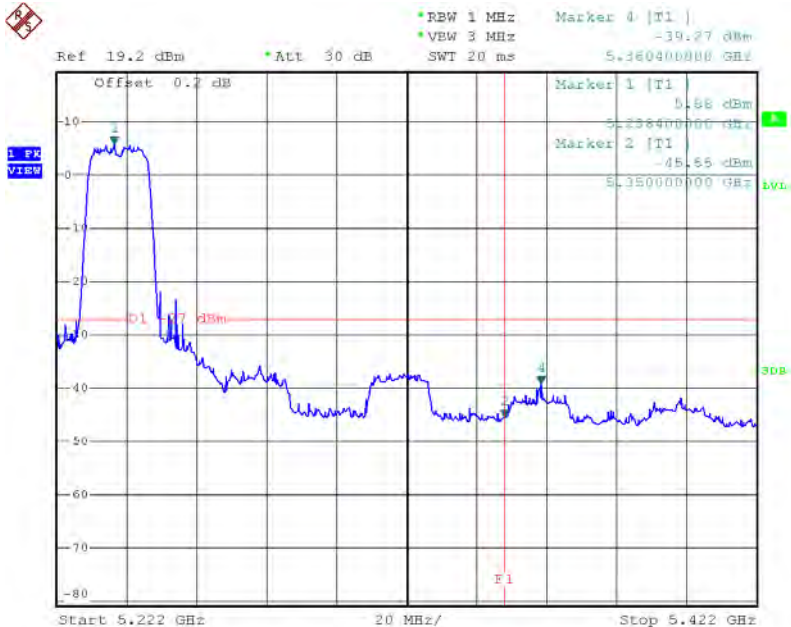
Test Mode: UNII-1/TX N20 Mode

TX mode CH36



Date: 4.DEC.2015 09:49:27

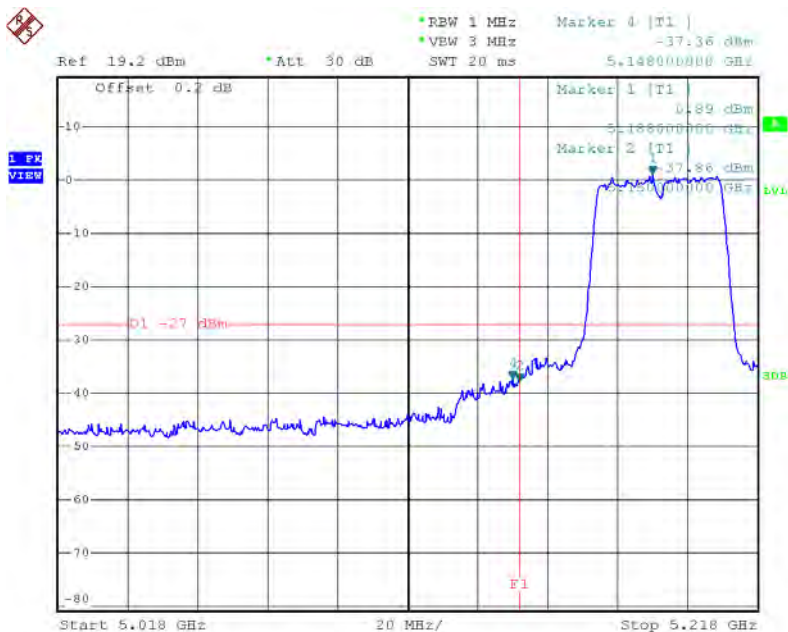
TX mode CH48



Date: 4.DEC.2015 09:51:18

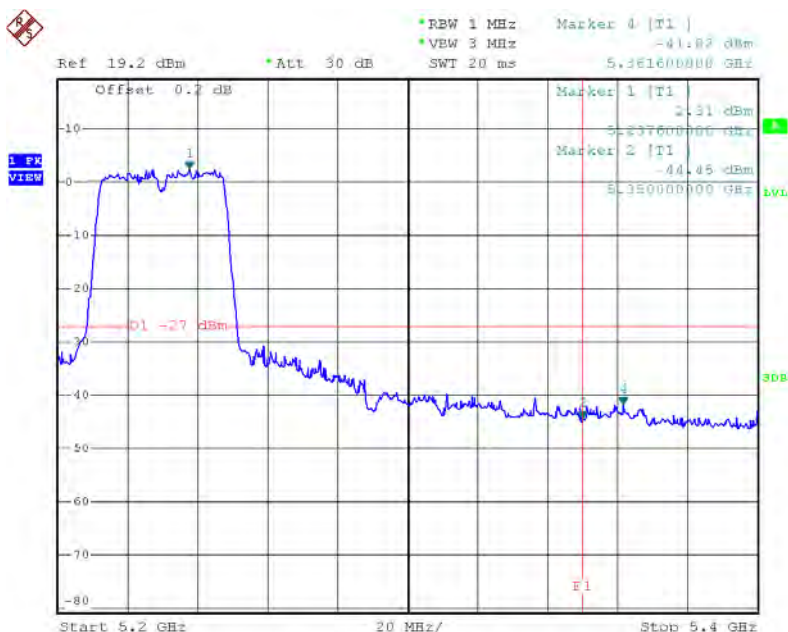
Test Mode: UNII-1/TX N40 Mode

TX mode CH38



Date: 4.DEC.2015 09:56:12

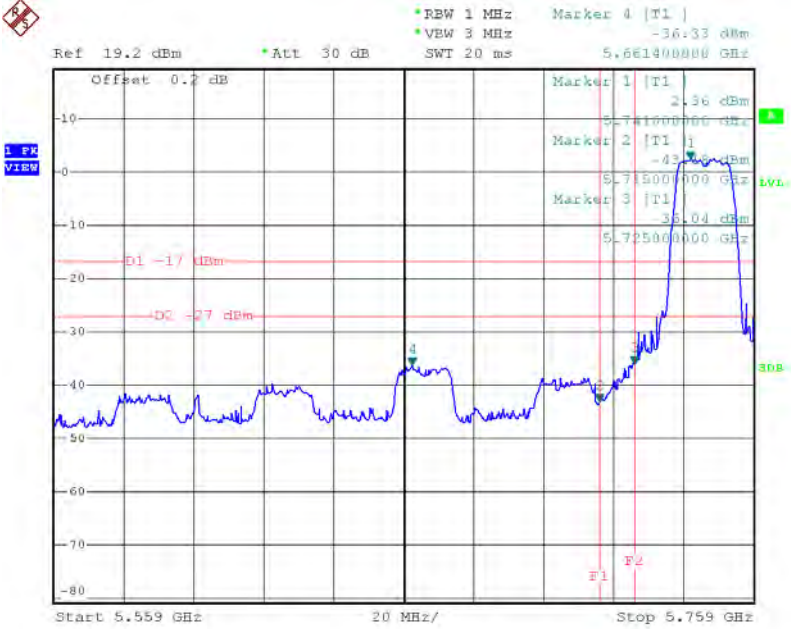
TX mode CH46



Date: 4.DEC.2015 09:57:22

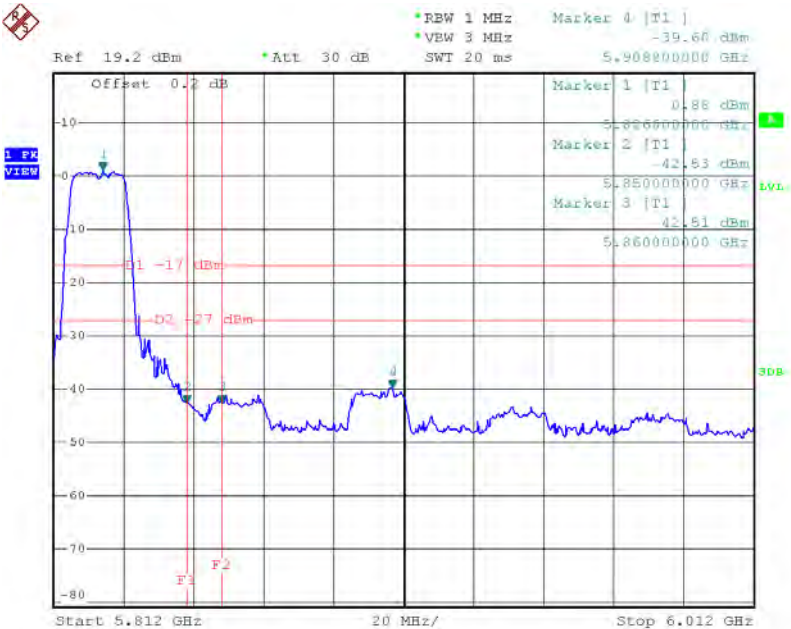
Test Mode: UNII-3/TX A Mode

TX A Mode CH149



Date: 4.DEC.2015 09:45:51

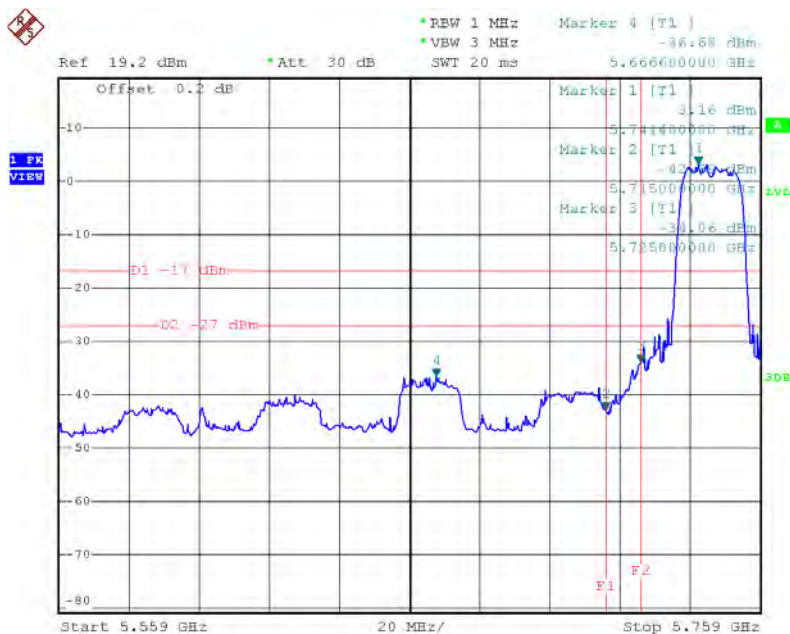
TX A Mode CH165



Date: 4.DEC.2015 09:48:15

Test Mode: UNII-3/TX N20 Mode

TX HT20 mode CH149



Date: 4.DEC.2015 09:52:37

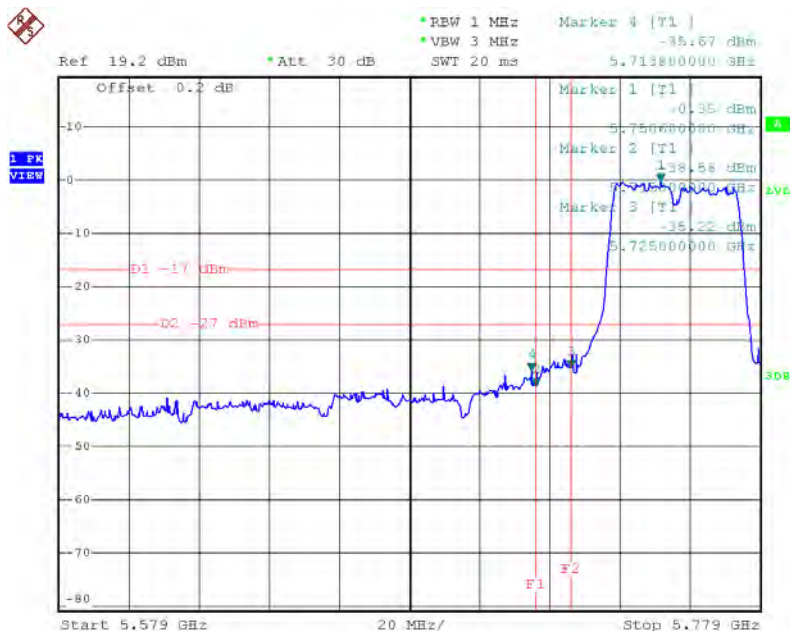
TX HT20 mode CH165



Date: 4.DEC.2015 09:54:45

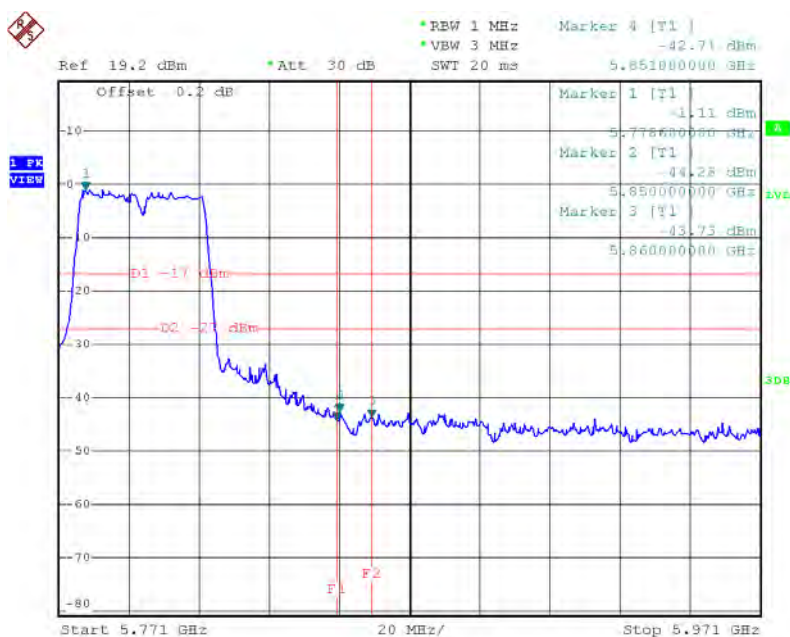
Test Mode: UNII-3/TX N40 Mode

UNII-3/TX HT40 mode CH151



Date: 4.DEC.2015 09:58:35

UNII-3/TX HT40 mode CH159



Date: 4.DEC.2015 10:01:27

ATTACHMENT H - POWER SPECTRAL DENSITY

For ANT 1

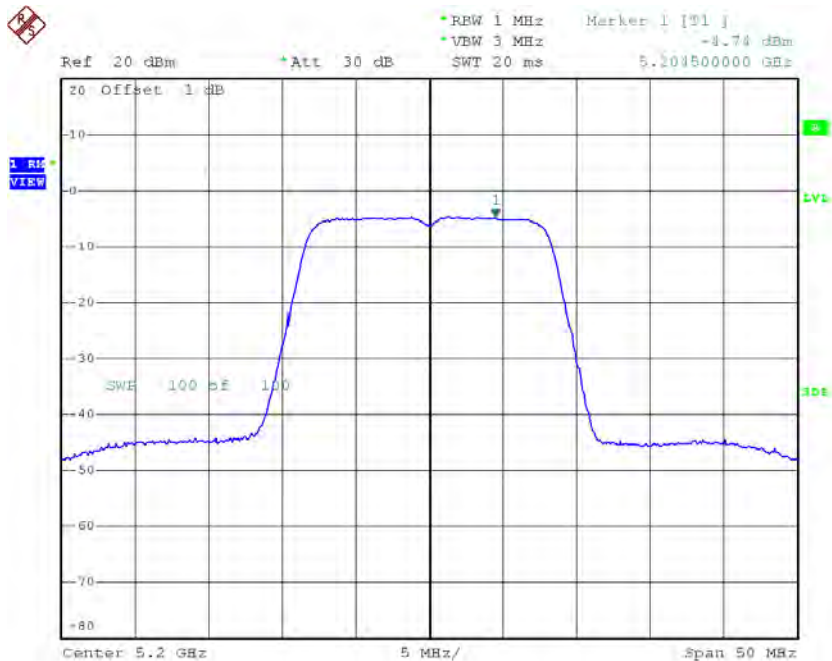
Test Mode: UNII-1/ TX A Mode_CH36/CH40/CH48

Channel	Frequency (MHz)	Power Density (dBm/MHz)	Duty Factor (dBm/MHz)	Power Density + Duty Factor (dBm/MHz)	Limit (dBm/MHz)
CH36	5180	-4.61	1.09	-3.52	11.00
CH40	5200	-4.74	1.09	-3.65	11.00
CH48	5240	-4.48	1.09	-3.39	11.00



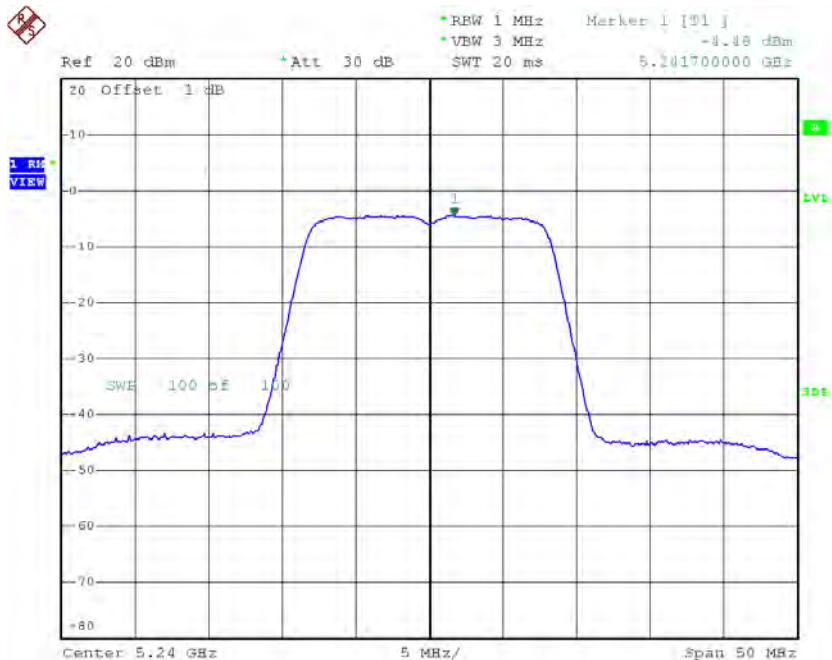
Date: 9.OCT.2015 17:36:08

CH40



Date: 9.OCT.2015 17:37:31

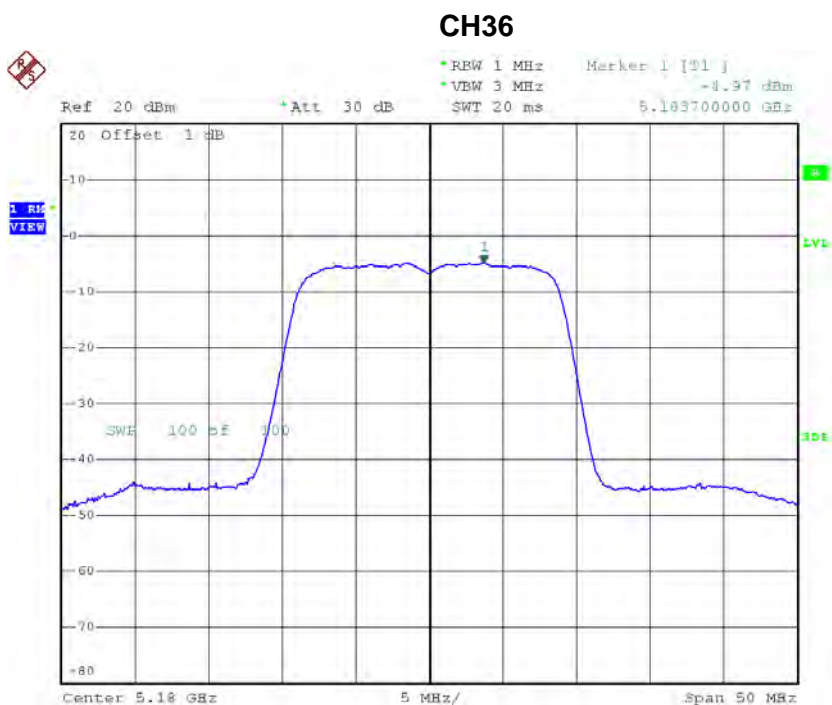
CH48



Date: 9.OCT.2015 17:38:23

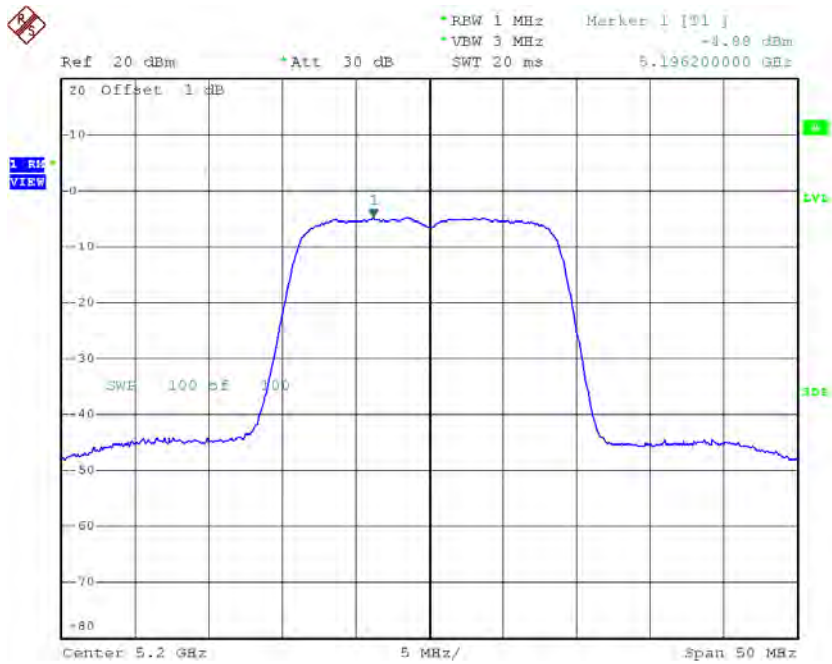
Test Mode: UNII-1/TX N20 Mode_CH36/CH40/CH48

Channel	Frequency (MHz)	Power Density (dBm/MHz)	Duty Factor (dBm/MHz)	Power Density + Duty Factor (dBm/MHz)	Limit (dBm/MHz)
CH36	5180	-4.97	1.41	-3.56	11.00
CH40	5200	-4.88	1.41	-3.47	11.00
CH48	5240	-4.68	1.41	-3.27	11.00



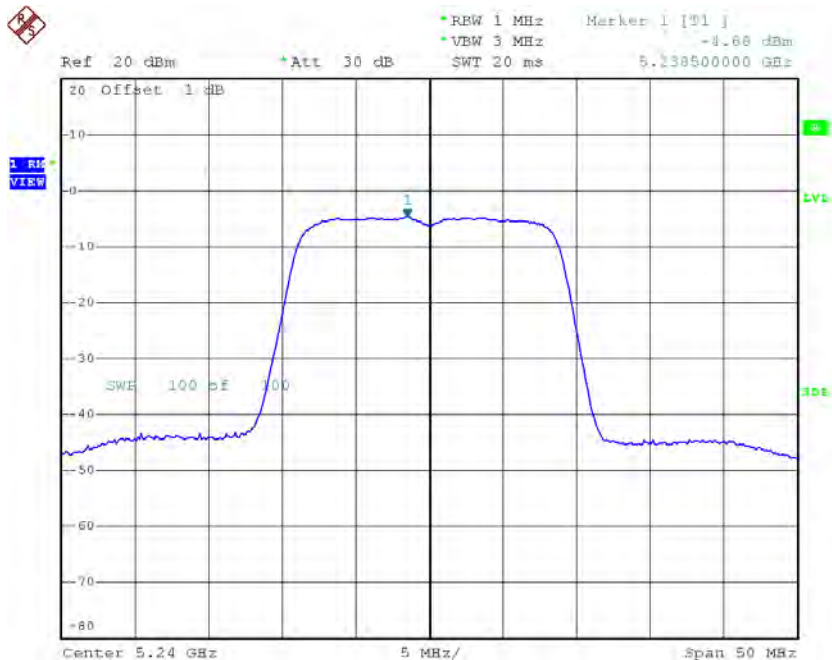
Date: 9.OCT.2015 17:39:26

CH40



Date: 9.OCT.2015 17:40:47

CH48

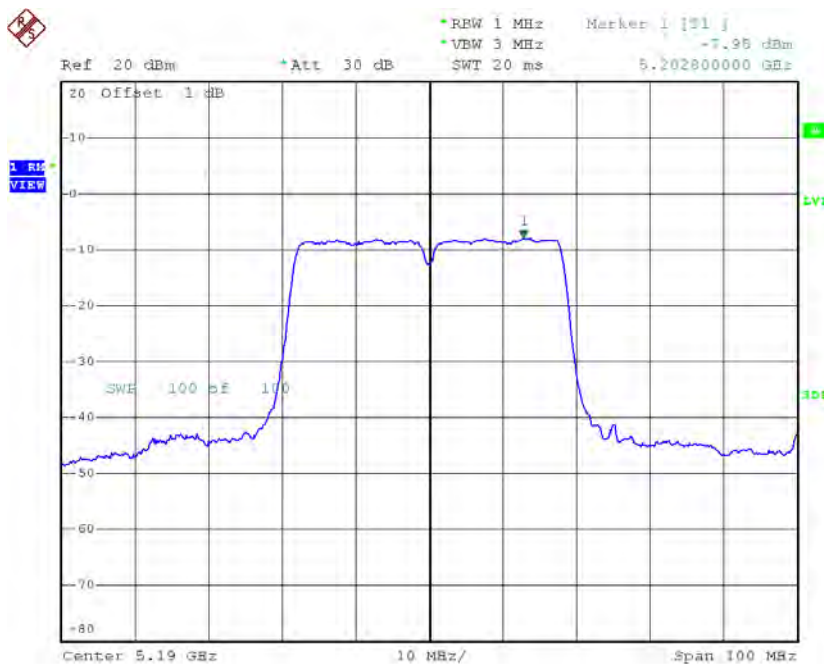


Date: 9.OCT.2015 17:41:43

Test Mode: UNII-1/TX N40 Mode_CH38/CH46

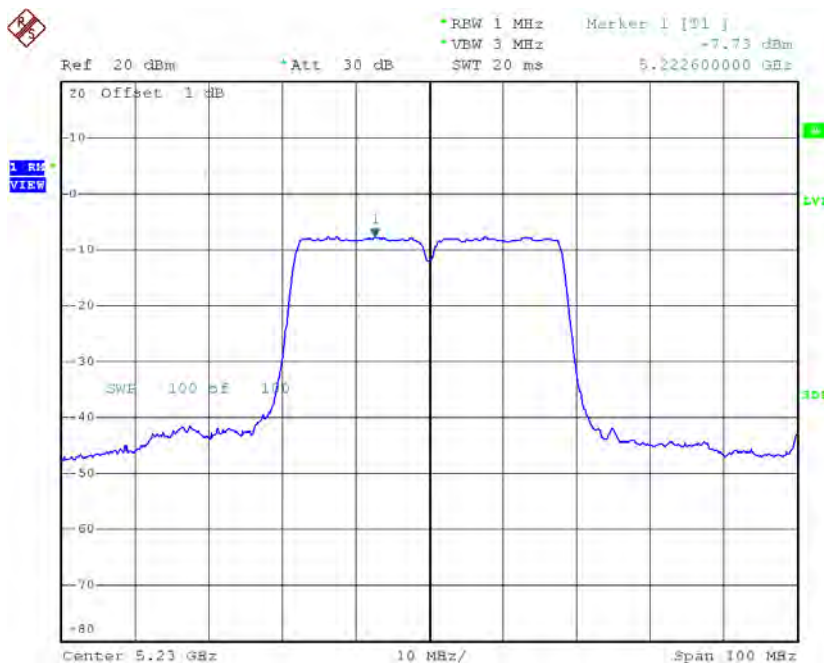
Channel	Frequency (MHz)	Power Density (dBm/MHz)	Duty Factor (dBm/MHz)	Power Density + Duty Factor (dBm/MHz)	Limit (dBm/MHz)
CH38	5190	-7.95	4.39	-3.56	11.00
CH46	5230	-7.73	4.39	-3.34	11.00

CH38



Date: 9.OCT.2015 17:42:45

CH46

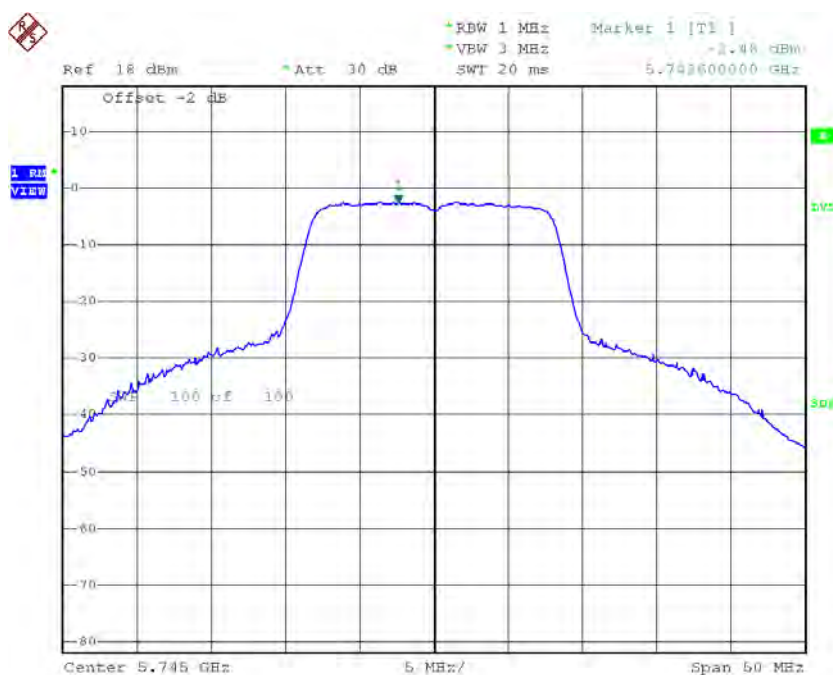


Date: 9.OCT.2015 17:43:54

Test Mode: UNII-3/TX A Mode_CH149/CH157/CH165

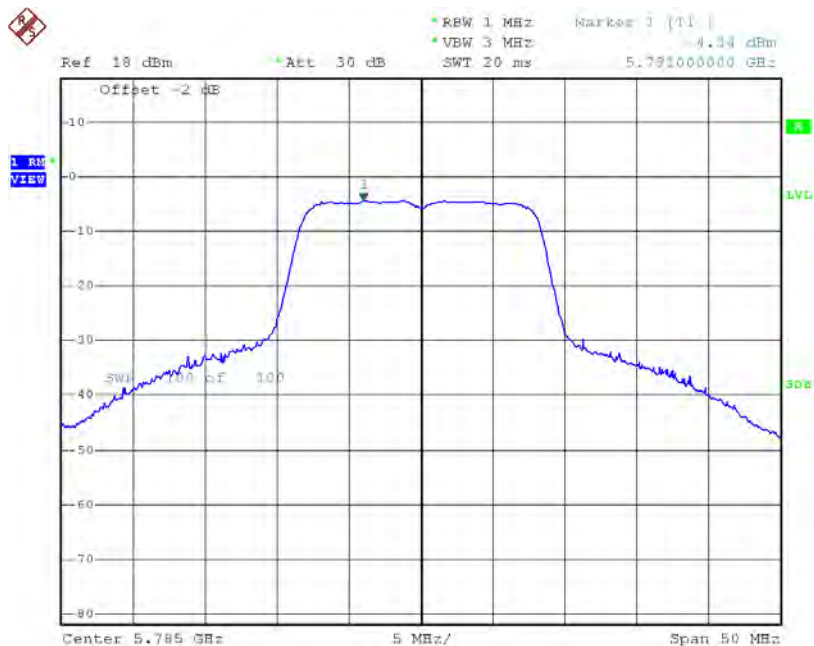
Channel	Frequency (MHz)	Power Density (dBm/500kHz)	Duty Factor (dBm/500kHz)	Power Density + Duty Factor (dBm/500kHz)	Limit (dBm/500kHz)
CH149	5745	-2.48	1.09	-1.39	30.00
CH157	5785	-4.34	1.09	-3.25	30.00
CH165	5825	-4.64	1.09	-3.55	30.00

TX CH149



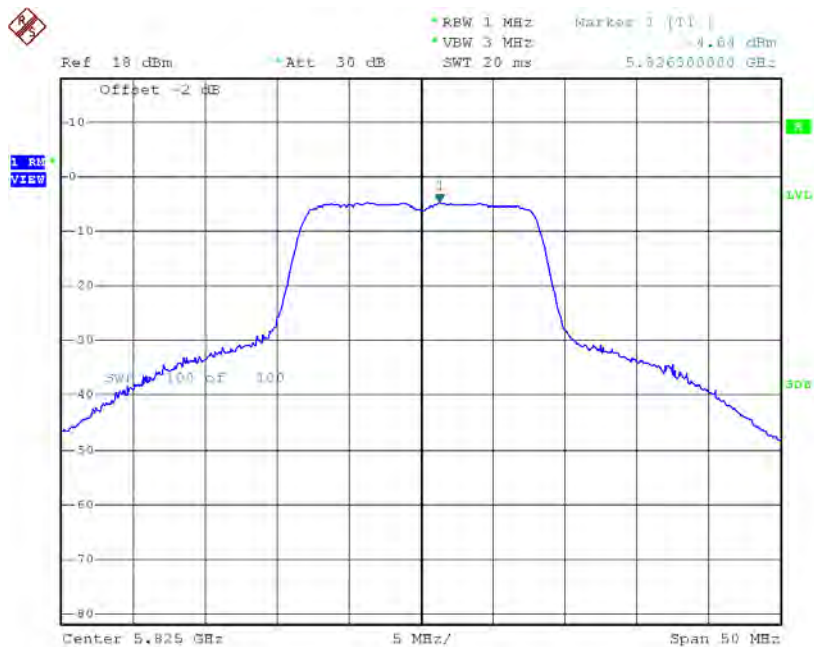
Date: 1.DEC.2015 11:19:47

TX CH157



Date: 1.DEC.2015 11:21:46

TX CH165

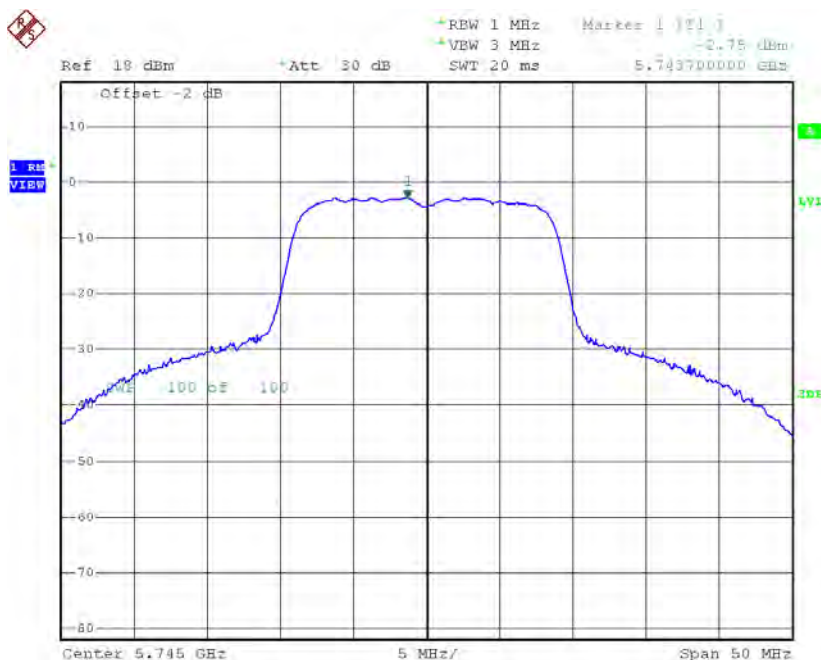


Date: 1.DEC.2015 11:22:56

Test Mode: UNII-3/ TX N20 Mode_CH149/CH157/CH165

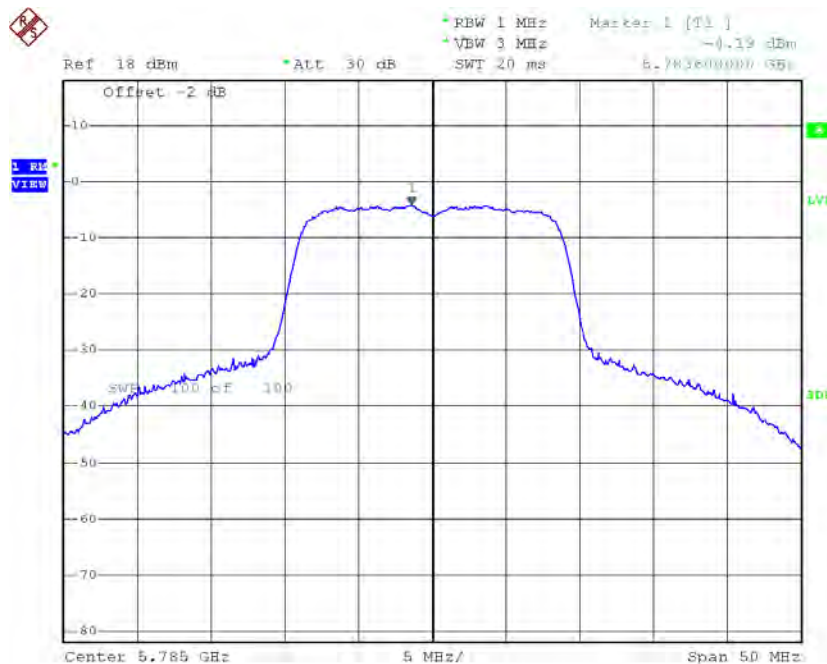
Channel	Frequency (MHz)	Power Density (dBm/500kHz)	Duty Factor (dBm/500kHz)	Power Density + Duty Factor (dBm/500kHz)	Limit (dBm/500kHz)
CH149	5745	-2.75	1.41	-1.34	30.00
CH157	5785	-4.19	1.41	-2.78	30.00
CH165	5825	-4.57	1.41	-3.16	30.00

TX CH149



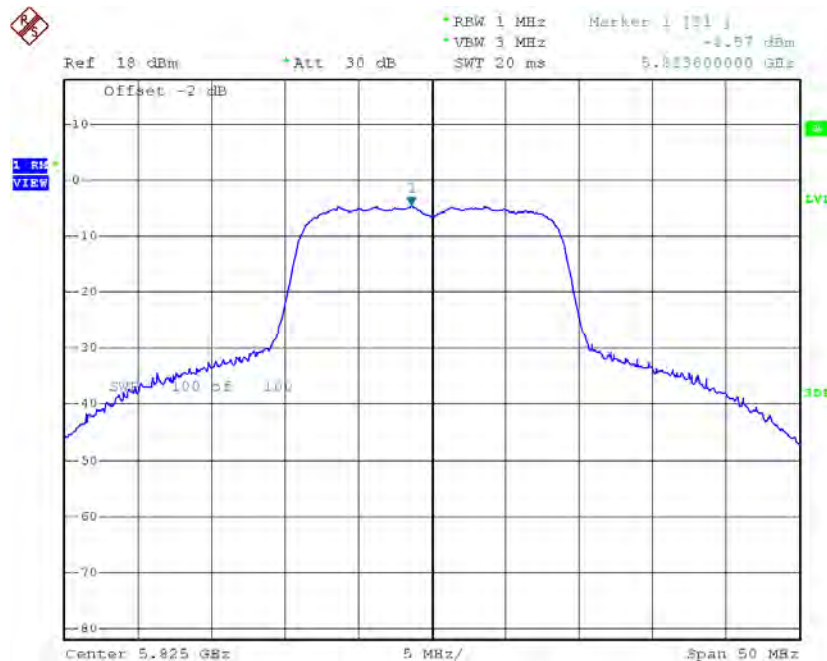
Date: 11 DEC 2015 11:24:10

TX CH157



Date: 1.DEC.2015 11:25:30

TX CH165

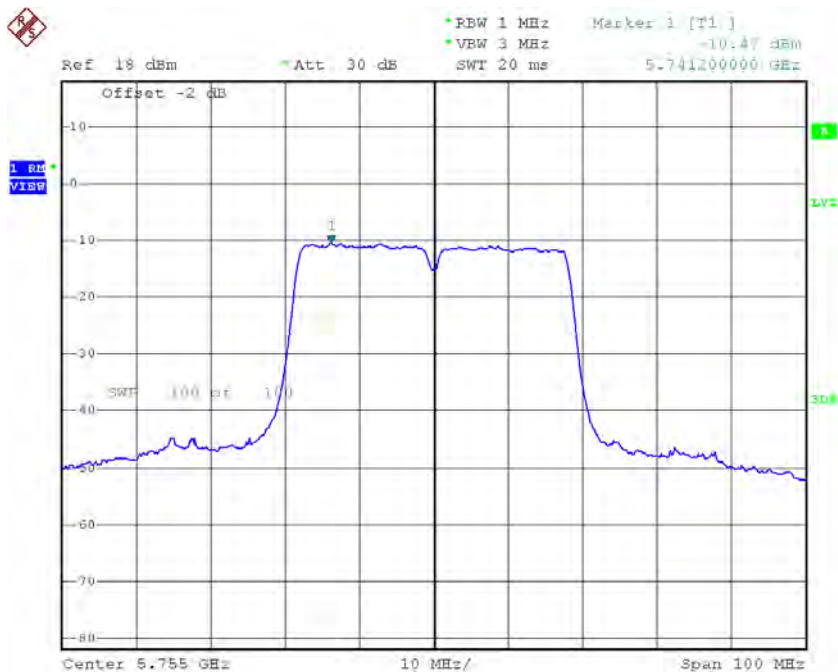


Date: 1.DEC.2015 11:26:34

Test Mode: UNII-3/ TX N40 Mode_CH151/CH159

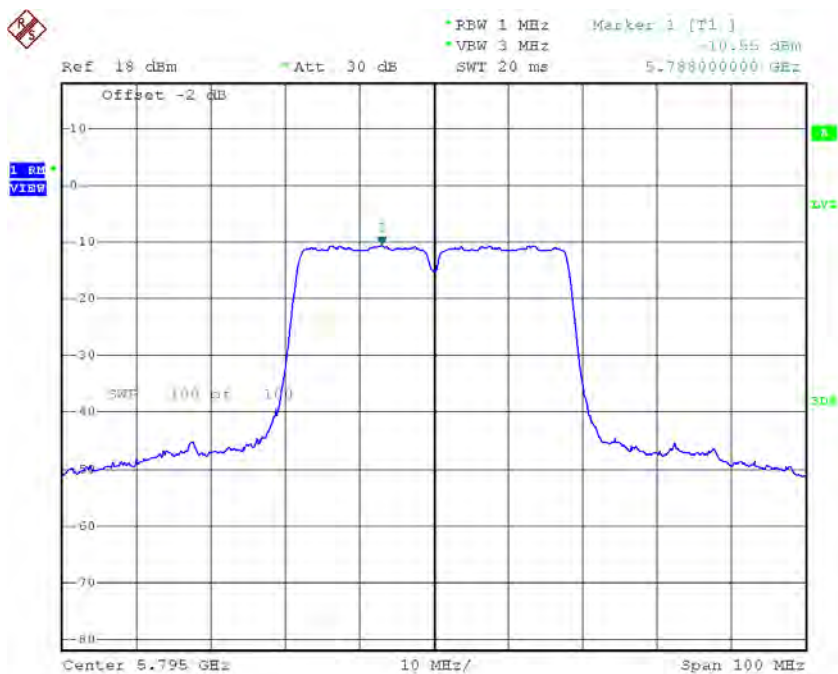
Channel	Frequency (MHz)	Power Density (dBm/500kHz)	Duty Factor (dBm/500kHz)	Power Density + Duty Factor (dBm/500kHz)	Limit (dBm/500kHz)
CH151	5755	-10.47	4.39	-6.08	30.00
CH159	5795	-10.55	4.39	-6.16	30.00

TX CH151



Date: 2.DEC.2015 17:48:09

TX CH159

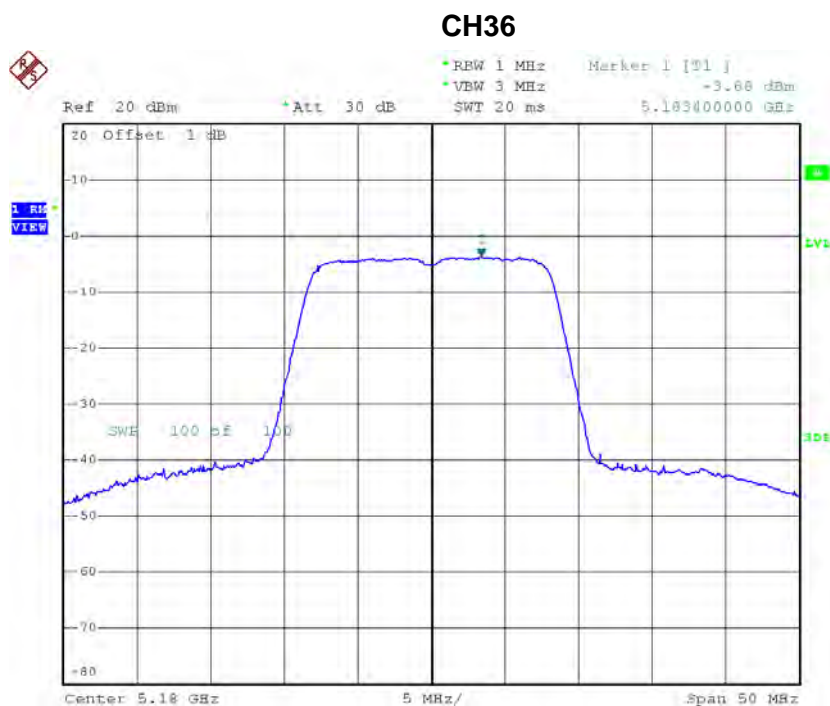


Date: 2.DEC.2015 17:49:30

For ANT 2

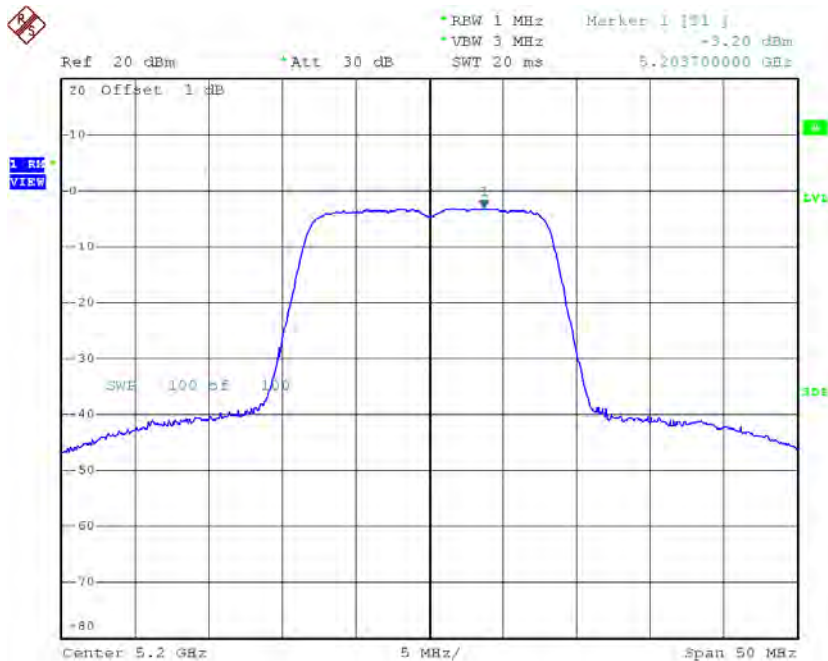
Test Mode: UNII-1/ TX A Mode_CH36/CH40/CH48

Channel	Frequency (MHz)	Power Density (dBm/MHz)	Duty Factor (dBm/MHz)	Power Density + Duty Factor (dBm/MHz)	Limit (dBm/MHz)
CH36	5180	-3.68	1.09	-2.59	11.00
CH40	5200	-3.20	1.09	-2.11	11.00
CH48	5240	-2.01	1.09	-0.92	11.00



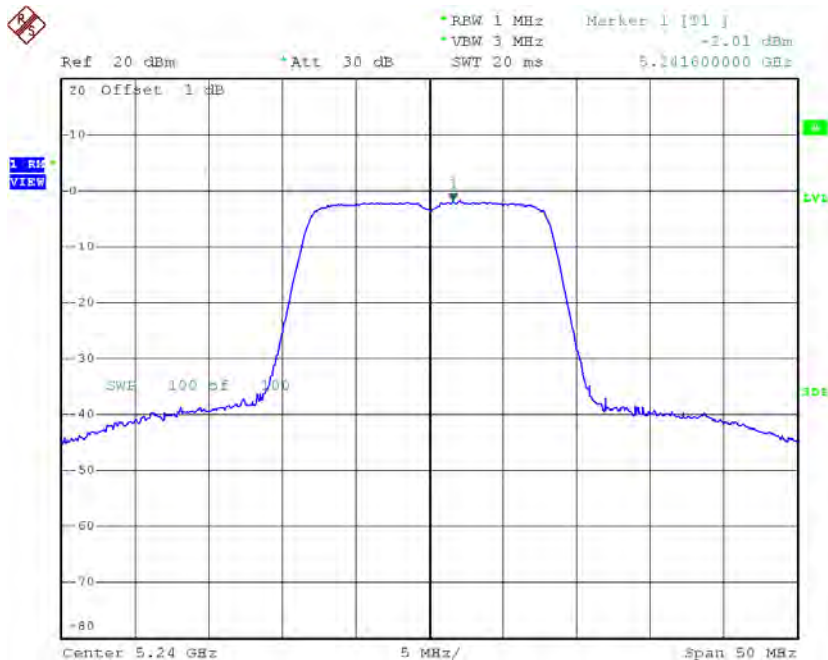
Date: 4.DEC.2015 09:40:20

CH40



Date: 4.DEC.2015 09:41:33

CH48



Date: 4.DEC.2015 09:42:31

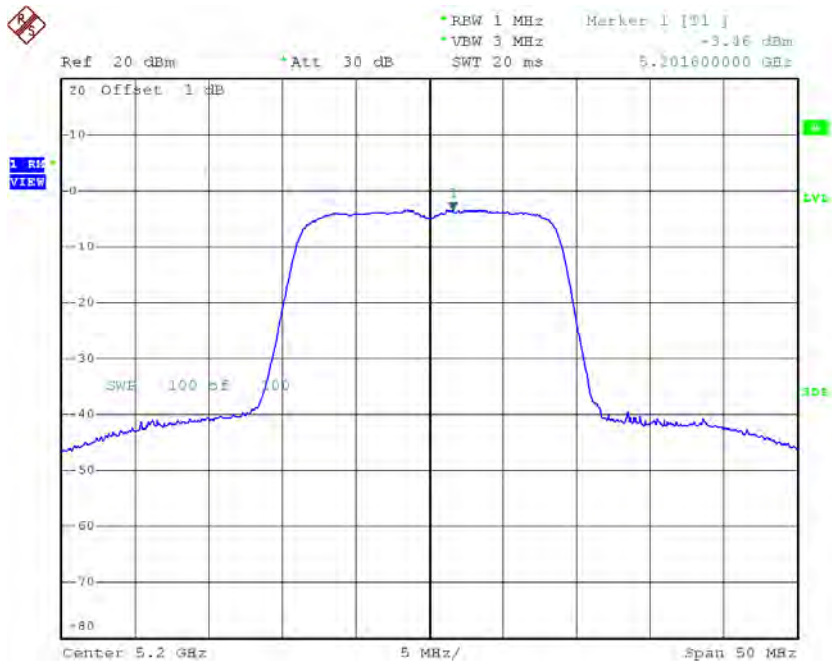
Test Mode: UNII-1/TX N20 Mode_CH36/CH40/CH48

Channel	Frequency (MHz)	Power Density (dBm/MHz)	Duty Factor (dBm/MHz)	Power Density + Duty Factor (dBm/MHz)	Limit (dBm/MHz)
CH36	5180	-4.13	1.41	-2.72	11.00
CH40	5200	-3.46	1.41	-2.05	11.00
CH48	5240	-2.07	1.41	-0.66	11.00



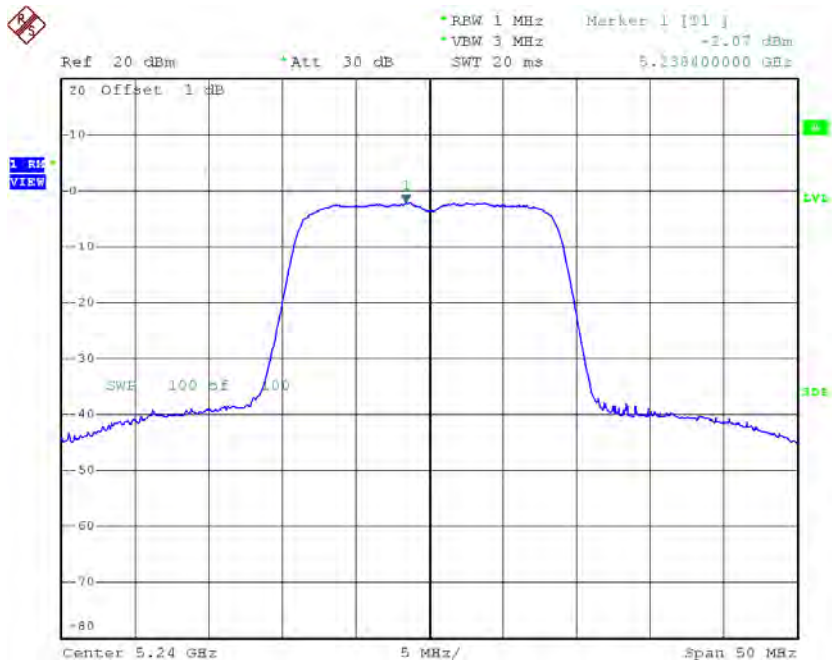
Date: 4.DEC.2015 09:49:19

CH40



Date: 4.DEC.2015 09:50:24

CH48

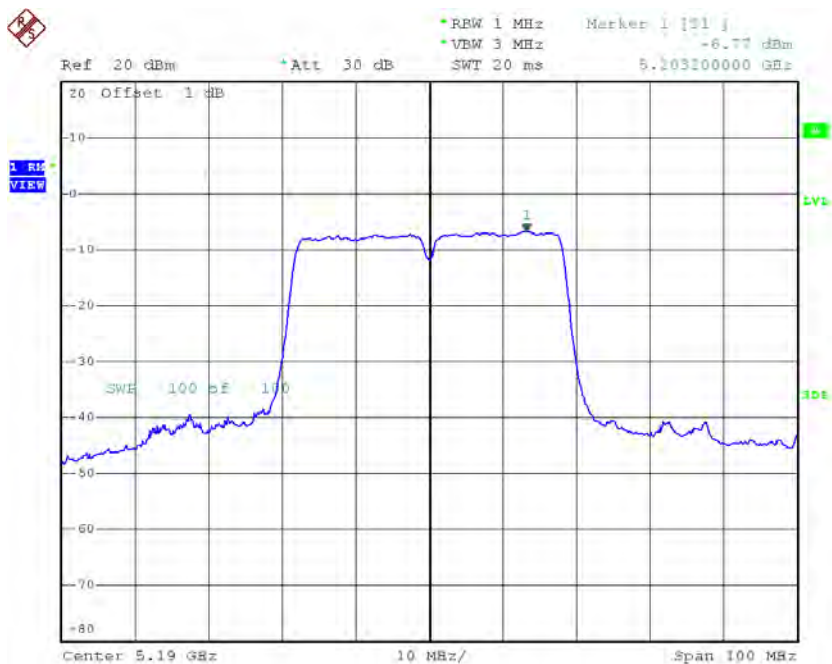


Date: 4.DEC.2015 09:51:11

Test Mode: UNII-1/TX N40 Mode_CH38/CH46

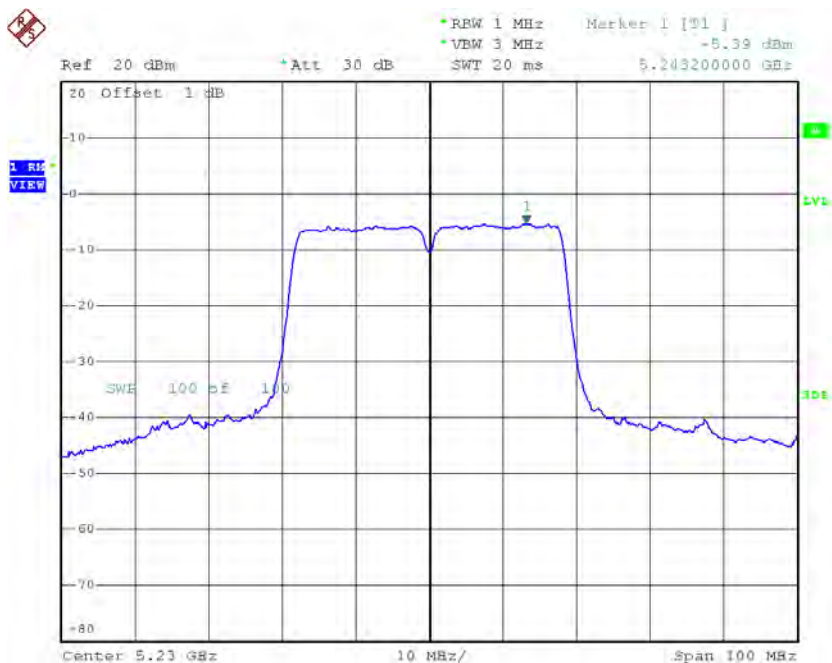
Channel	Frequency (MHz)	Power Density (dBm/MHz)	Duty Factor (dBm/MHz)	Power Density + Duty Factor (dBm/MHz)	Limit (dBm/MHz)
CH38	5190	-6.77	3.80	-2.97	11.00
CH46	5230	-5.39	3.80	-1.59	11.00

CH38



Date: 4.DEC.2015 09:56:05

CH46

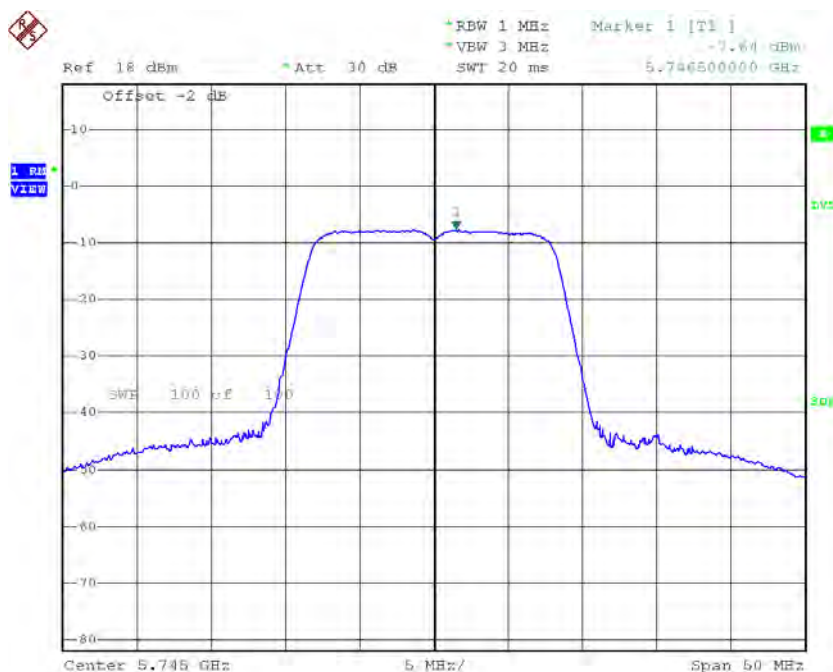


Date: 4.DEC.2015 09:57:15

Test Mode: UNII-3/TX A Mode_CH149/CH157/CH165

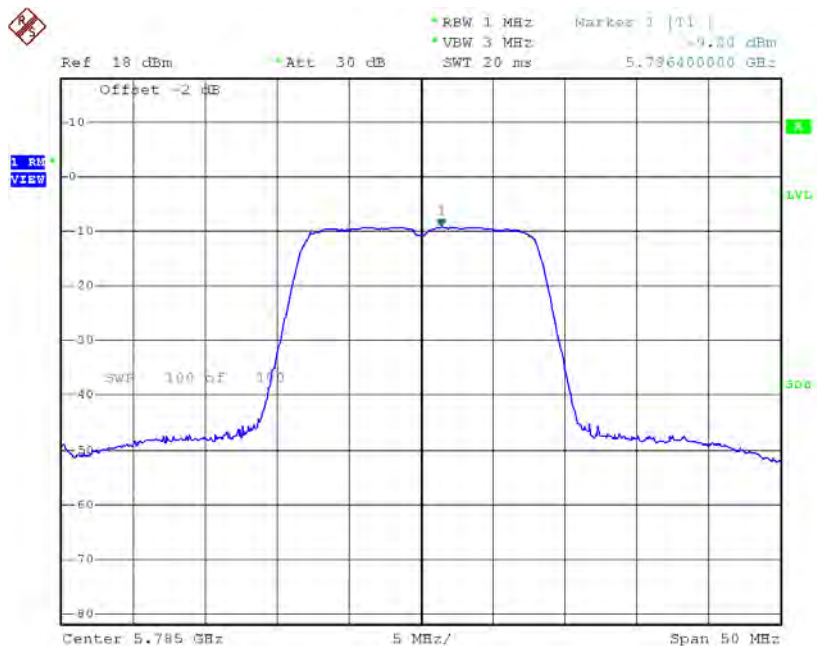
Channel	Frequency (MHz)	Power Density (dBm/500kHz)	Duty Factor (dBm/500kHz)	Power Density + Duty Factor (dBm/500kHz)	Limit (dBm/500kHz)
CH149	5745	-7.64	1.09	-6.55	30.00
CH157	5785	-9.20	1.09	-8.11	30.00
CH165	5825	-9.27	1.09	-8.18	30.00

TX CH149



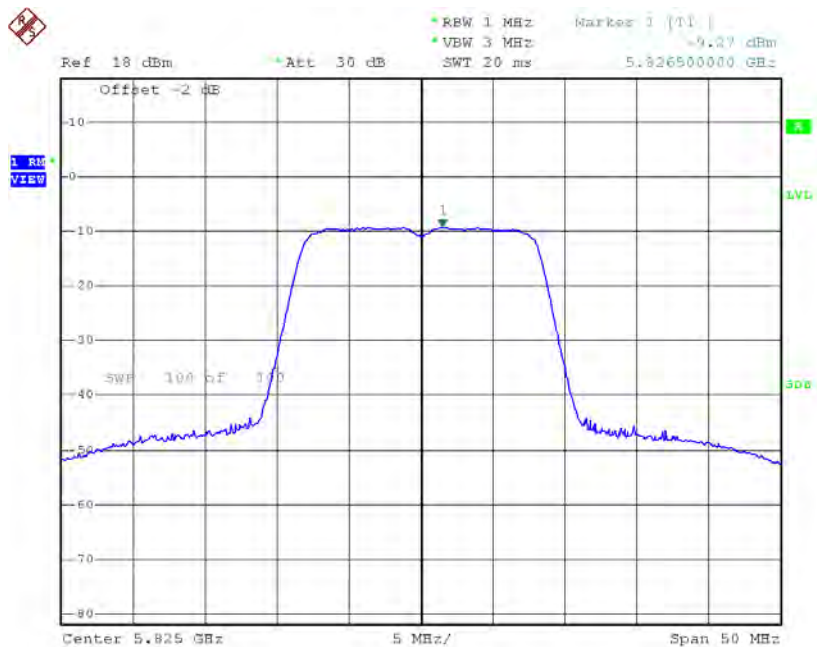
Date: 4.DEC.2015 09:45:12

TX CH157



Date: 4.DEC.2015 09:47:01

TX CH165

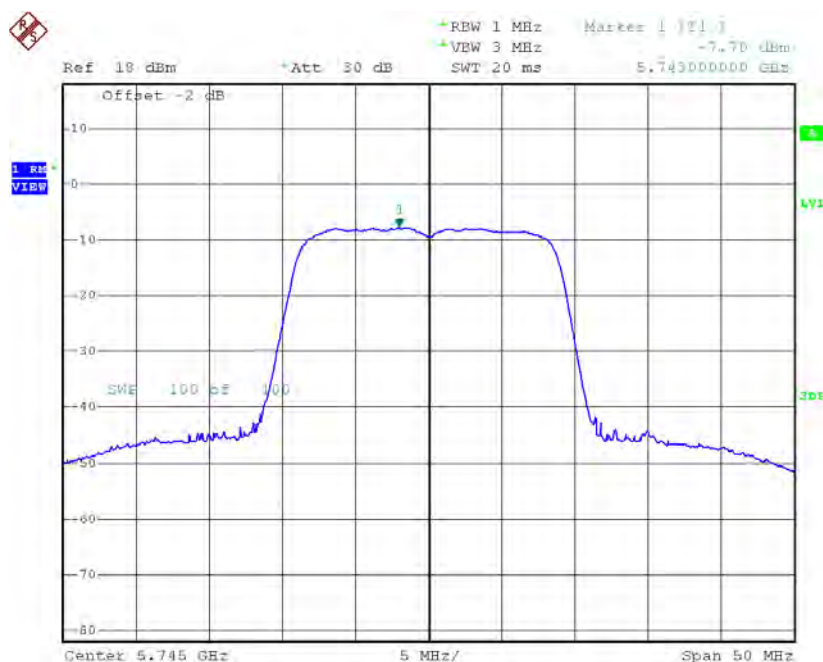


Date: 4.DEC.2015 09:48:07

Test Mode: UNII-3/ TX N20 Mode_CH149/CH157/CH165

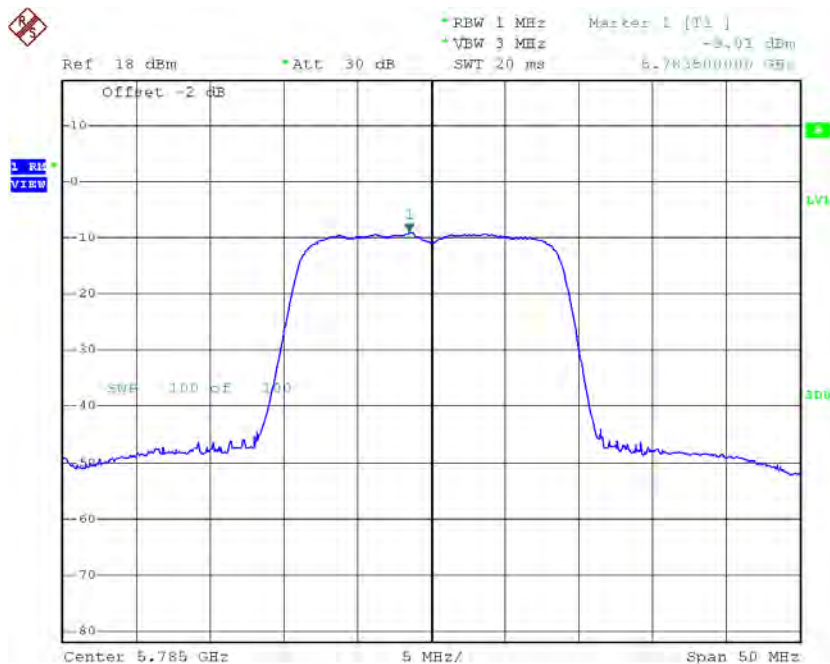
Channel	Frequency (MHz)	Power Density (dBm/500kHz)	Duty Factor (dBm/500kHz)	Power Density + Duty Factor (dBm/500kHz)	Limit (dBm/500kHz)
CH149	5745	-7.70	1.41	-6.29	30.00
CH157	5785	-9.01	1.41	-7.60	30.00
CH165	5825	-9.32	1.41	-7.91	30.00

TX CH149



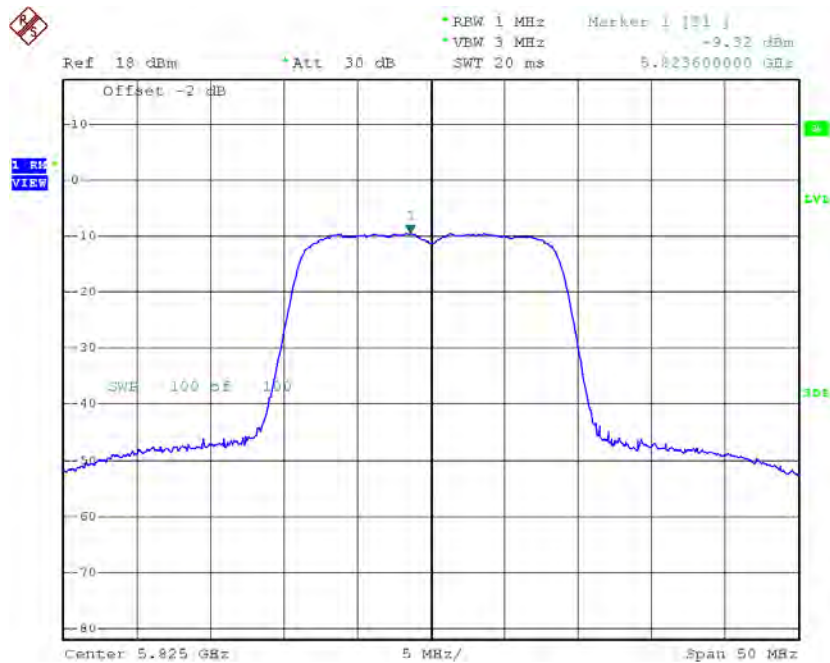
Date: 4.DEC.2015 09:52:23

TX CH157



Date: 4.DEC.2015 09:53:46

TX CH165

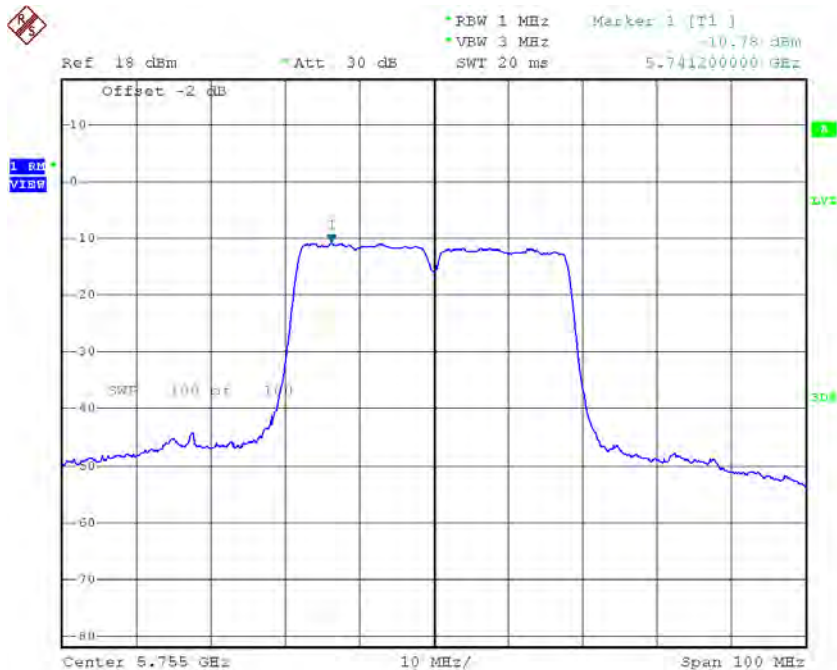


Date: 4.DEC.2015 09:54:37

Test Mode: UNII-3/ TX N40 Mode_CH151/CH159

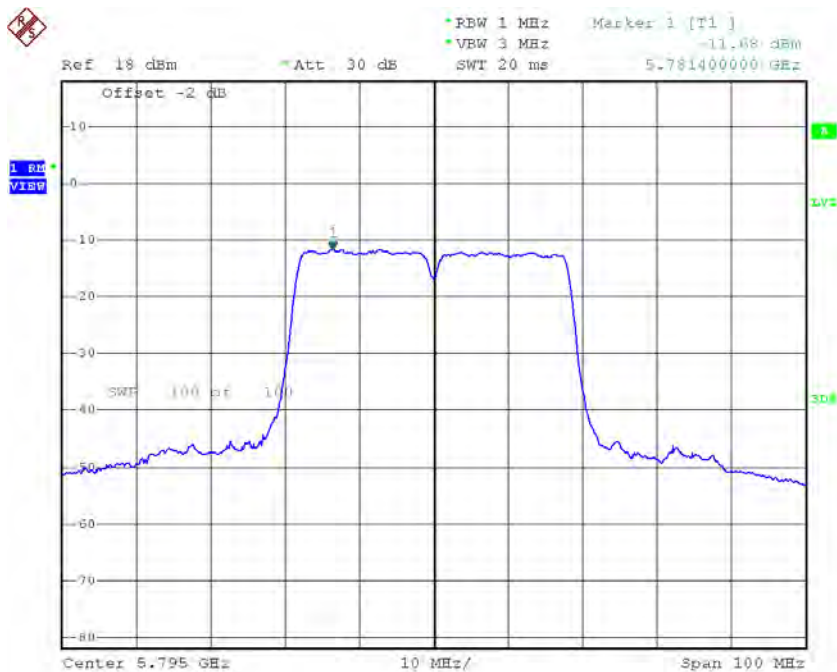
Channel	Frequency (MHz)	Power Density (dBm/500kHz)	Duty Factor (dBm/500kHz)	Power Density + Duty Factor (dBm/500kHz)	Limit (dBm/500kHz)
CH151	5755	-10.78	3.80	-6.98	30.00
CH159	5795	-11.68	3.80	-7.88	30.00

TX CH151



Date: 4.DEC.2015 09:58:27

TX CH159



Date: 4.DEC.2015 10:01:19

ATTACHMENT I - FREQUENCY STABILITY

For ANT 1

Test Mode:	UNII-1
-------------------	---------------

Voltage vs. Frequency Stability

Voltage	Measurement Frequency (MHz)
(V)	5180.0000
132	5179.9750
120	5179.9600
108	5179.9800
Max. Deviation (MHz)	0.0250
Max. Deviation (ppm)	4.8263

Temperature vs. Frequency Stability

Temperature	Measurement Frequency (MHz)
(°C)	5180.0000
0	5179.9599
5	5179.9800
15	5179.9950
25	5179.9750
35	5179.9750
45	5179.9750
50	5179.9750
Max. Deviation (MHz)	0.0401
Max. Deviation (ppm)	7.7413

Test Mode:	UNII-3
-------------------	---------------

Voltage vs. Frequency Stability

Voltage	Measurement Frequency (MHz)
(V)	5745.0000
132	5744.9599
120	5744.9599
108	5744.9599
Max. Deviation (MHz)	0.0401
Max. Deviation (ppm)	6.9800

Temperature vs. Frequency Stability

Temperature	Measurement Frequency (MHz)
(°C)	5745.0000
0	5744.9400
5	5744.9750
15	5744.9550
25	5744.9750
35	5744.9599
45	5744.9599
50	5744.9599
Max. Deviation (MHz)	0.0600
Max. Deviation (ppm)	10.4439

For ANT 2

Test Mode:	UNII-1
-------------------	--------

Voltage vs. Frequency Stability

Voltage	Measurement Frequency (MHz)
(V)	5180.0000
132	5179.9750
120	5179.9800
108	5179.9800
Max. Deviation (MHz)	0.0250
Max. Deviation (ppm)	4.8263

Temperature vs. Frequency Stability

Temperature	Measurement Frequency (MHz)
(°C)	5180.0000
0	5179.9950
5	5179.9750
15	5179.9751
25	5179.9751
35	5179.9750
45	5179.9599
50	5179.9599
Max. Deviation (MHz)	0.0401
Max. Deviation (ppm)	7.7413

Test Mode:	UNII-3
-------------------	---------------

Voltage vs. Frequency Stability

Voltage	Measurement Frequency (MHz)
(V)	5745.0000
132	5744.9600
120	5744.9600
108	5744.9599
Max. Deviation (MHz)	0.0401
Max. Deviation (ppm)	6.9800

Temperature vs. Frequency Stability

Temperature	Measurement Frequency (MHz)
(°C)	5745.0000
0	5744.9548
5	5744.9548
15	5744.9600
25	5744.9599
35	5744.9599
45	5744.9548
50	5744.9600
Max. Deviation (MHz)	0.0452
Max. Deviation (ppm)	7.8677