

APPENDIX 2 : SAR Measurement data

1. Evaluation procedure

The evaluation was performed with the following procedure:

Step 1: Measurement of the E-field at a fixed location above the ear point or central position of flat phantom was used as a reference value for assessing the power drop.

Step 2: The SAR distribution at the exposed side of head or body position was measured at a distance of each device from the inner surface of the shell. The area covered the entire dimension of the antenna of EUT and the horizontal grid spacing was 15 mm x 15 mm . Based on these data, the area of the maximum absorption was determined by spline interpolation.

Step 3: Around this point found in the Step 2 (area scan), a volume of 30mm x 30mm x 30mm was assessed by measuring 7 x 7 x 7 points for IEEE802.11b/n(2.4G) and for any secondary peaks found in the Step2 which are within 2dB of maximum peak (level more than ambient noise (≥ 0.012 W/kg)) and not with this Step3 (Zoom scan) is repeated. On the basis of this data set, the spatial peak SAR value was evaluated under the following procedure:

(1). The data at the surface were extrapolated, since the center of the dipoles is 1mm away from the tip of the probe and the distance between the surface and the lowest measuring point is 1.3 mm. Therefore minimum distance of probe sensor from surface was set to the 2mm.

The extrapolation was based on a least square algorithm [4]. A polynomial of the fourth order was calculated through the points in z-axes.

This polynomial was then used to evaluate the points between the surface and the probe tip.

(2). The maximum interpolated value was searched with a straightforward algorithm. Around this maximum the SAR values averaged over the spatial volumes (1 g or 10 g) were computed by the 3D-Spline interpolation algorithm. The 3D-Spline is composed of three one-dimensional splines with the "Not a knot"-condition (in x, y and z-directions) [4], [5]. The volume was integrated with the trapezoidal-algorithm. One thousand points (10 x 10 x 10) were interpolated to calculate the average.

(3). All neighboring volumes were evaluated until no neighboring volume with a higher average value was found.

Step 4: Re-measurement of the E-field at the same location as in Step 1.

UL Japan, Inc.

Head Office EMC Lab.

4383-326 Asama-cho, Ise-shi, Mie-ken 516-0021 JAPAN

Telephone : +81 596 24 8116

Facsimile : +81 596 24 8124

2. Measurement data (ant 0)

DY-WL10/ ant 0/ Horizontal-Front/ Default radiation/ 11b DBPSK/ 2437MHz

Crest factor: 1

Medium: M2450 Medium parameters used: $f = 2450$ MHz; $\sigma = 1.99$ mho/m; $\epsilon_r = 50.1$; $\rho = 1000$ kg/m³

Phantom section: Flat Section

DASY4 Configuration:

- Probe: EX3DV3 - SN3507; ConvF(7.68, 7.68, 7.68); Calibrated: 2009/02/12

- Sensor-Surface: 2mm (Mechanical Surface Detection)

- Phantom: Flat Phantom ELI4.0

- Measurement SW: DASY4, V4.7 Build 71; Postprocessing SW: SEMCAD, V1.8 Build 184

Area Scan (81x81x1): Measurement grid: dx=15mm, dy=15mm

Maximum value of SAR (interpolated) = 0.162 mW/g

Zoom Scan (7x7x7)/Cube 0: Measurement grid: dx=5mm, dy=5mm, dz=5mm

Reference Value = 8.28 V/m; Power Drift = 0.191 dB

Peak SAR (extrapolated) = 0.223 W/kg

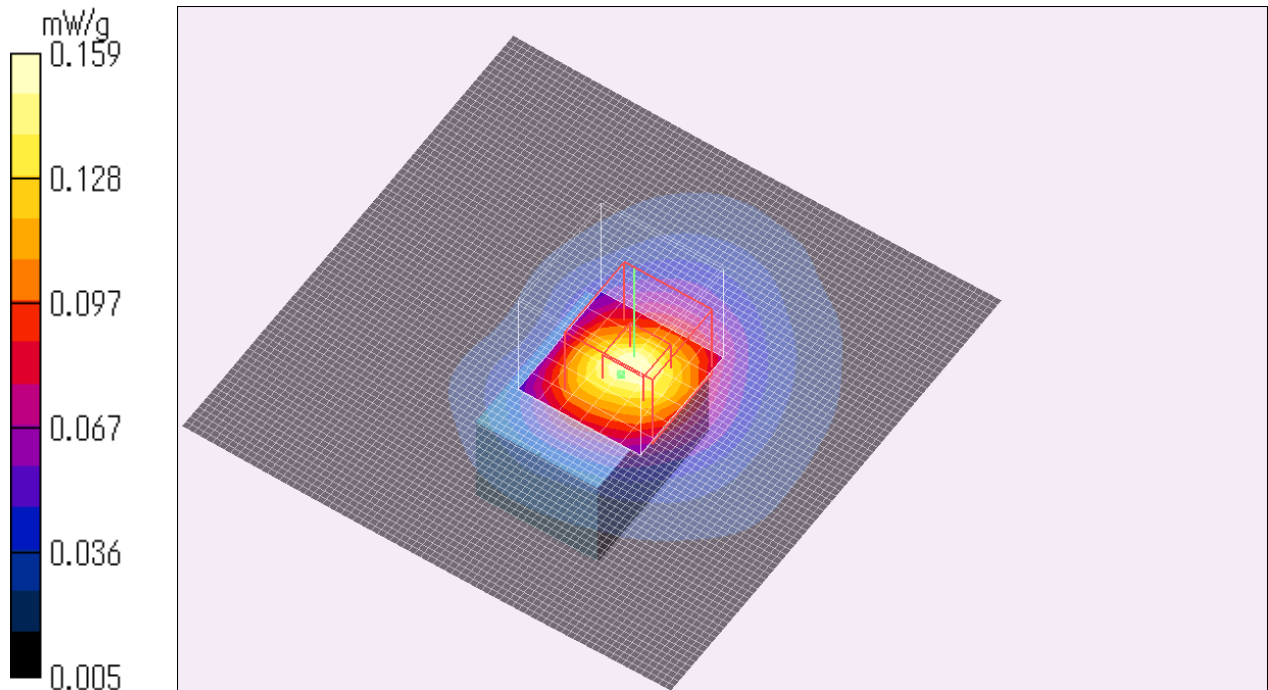
SAR(1 g) = 0.109 mW/g; SAR(10 g) = 0.059 mW/g

Maximum value of SAR (measured) = 0.159 mW/g

Test Date = 10/14/09

Ambient Temperature = 24.5 degree.c

Liquid Temperature = Before 24.0degree.C , After 24.0 degree.C



UL Japan, Inc.

Head Office EMC Lab.

4383-326 Asama-cho, Ise-shi, Mie-ken 516-0021 JAPAN

Telephone : +81 596 24 8116

Facsimile : +81 596 24 8124

DY-WL10/ ant 0/ Horizontal-Front/ Default radiation/ 11b DQPSK/ 2437MHz

Crest factor: 1

Medium: M2450 Medium parameters used: $f = 2450$ MHz; $\sigma = 1.99$ mho/m; $\epsilon_r = 50.1$; $\rho = 1000$ kg/m³

Phantom section: Flat Section

DASY4 Configuration:

- Probe: EX3DV3 - SN3507; ConvF(7.68, 7.68, 7.68); Calibrated: 2009/02/12

- Sensor-Surface: 2mm (Mechanical Surface Detection)

- Phantom: Flat Phantom ELI4.0

- Measurement SW: DASY4, V4.7 Build 71; Postprocessing SW: SEMCAD, V1.8 Build 184

Area Scan (81x81x1): Measurement grid: dx=15mm, dy=15mm

Maximum value of SAR (interpolated) = 0.173 mW/g

Zoom Scan (7x7x7)/Cube 0: Measurement grid: dx=5mm, dy=5mm, dz=5mm

Reference Value = 8.80 V/m; Power Drift = 0.111 dB

Peak SAR (extrapolated) = 0.229 W/kg

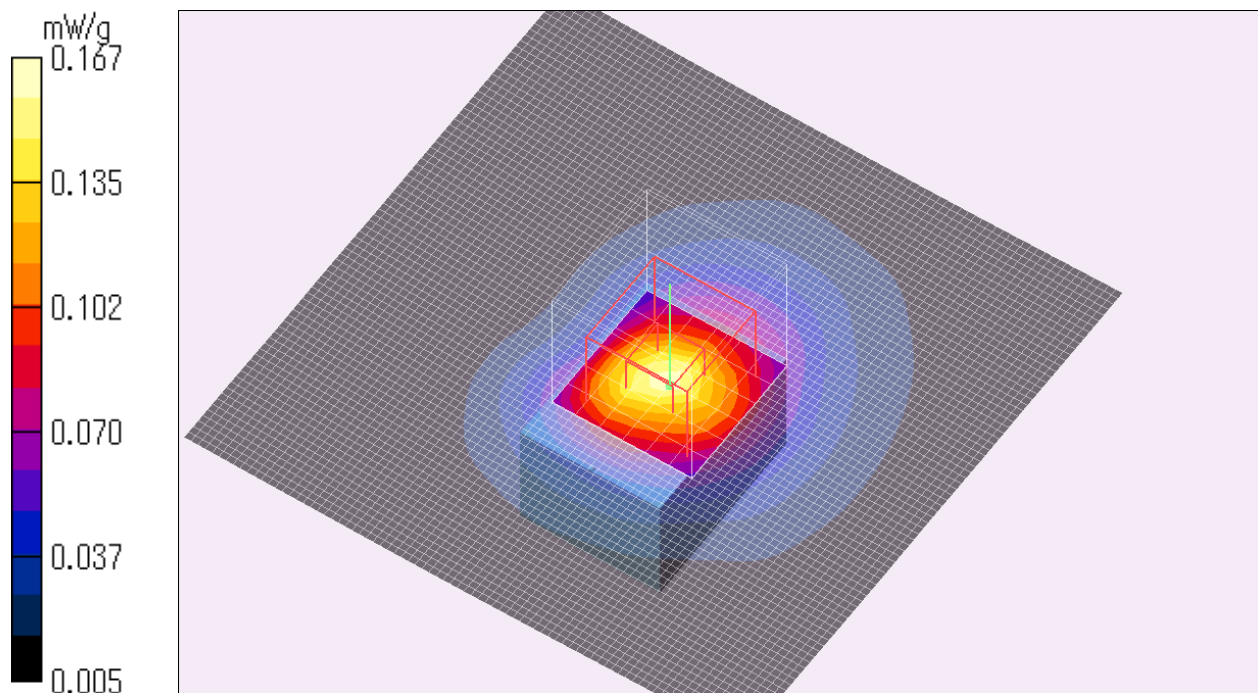
SAR(1 g) = 0.109 mW/g; SAR(10 g) = 0.057 mW/g

Maximum value of SAR (measured) = 0.167 mW/g

Test Date = 10/14/09

Ambient Temperature = 24.5 degree.c

Liquid Temperature = Before 24.0degree.C , After 24.0 degree.C



UL Japan, Inc.

Head Office EMC Lab.

4383-326 Asama-cho, Ise-shi, Mie-ken 516-0021 JAPAN

Telephone : +81 596 24 8116

Facsimile : +81 596 24 8124

DY-WL10/ ant 0/ Horizontal-Front/ Front radiation/ 11b DBPSK/ 2437MHz

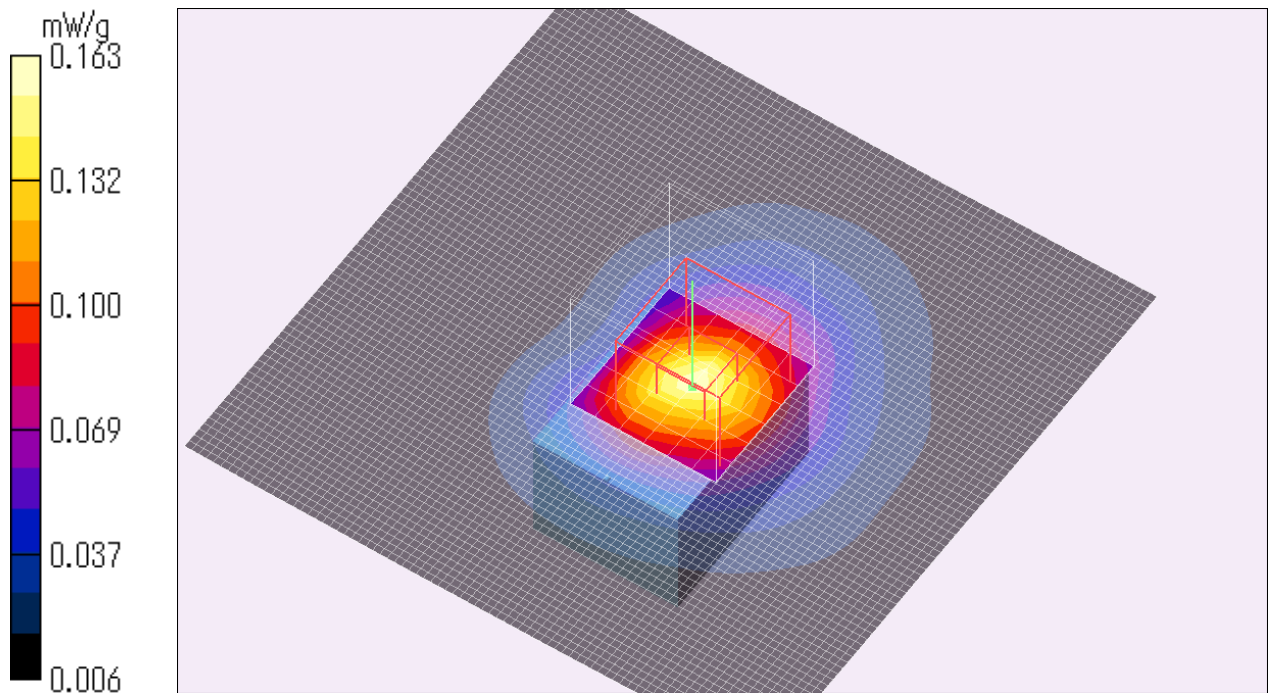
Crest factor: 1
Medium: M2450 Medium parameters used: $f = 2450$ MHz; $\sigma = 1.99$ mho/m; $\epsilon_r = 50.1$; $\rho = 1000$ kg/m³
Phantom section: Flat Section
DASY4 Configuration:
- Probe: EX3DV3 - SN3507; ConvF(7.68, 7.68, 7.68); Calibrated: 2009/02/12
- Sensor-Surface: 2mm (Mechanical Surface Detection)
- Phantom: Flat Phantom ELI4.0
- Measurement SW: DASY4, V4.7 Build 71; Postprocessing SW: SEMCAD, V1.8 Build 184

Area Scan (81x81x1): Measurement grid: dx=15mm, dy=15mm
Maximum value of SAR (interpolated) = 0.160 mW/g

Zoom Scan (7x7x7)/Cube 0: Measurement grid: dx=5mm, dy=5mm, dz=5mm
Reference Value = 8.62 V/m; Power Drift = 0.192 dB
Peak SAR (extrapolated) = 0.224 W/kg

SAR(1 g) = 0.106 mW/g; SAR(10 g) = 0.056 mW/g
Maximum value of SAR (measured) = 0.163 mW/g

Test Date = 10/14/09
Ambient Temperature = 24.5 degree.c
Liquid Temperature = Before 24.0degree.C , After 24.0 degree.C



DY-WL10/ ant 0/ Horizontal-Front/ Rear radiation/ 11b DBPSK/ 2437MHz

Crest factor: 1

Medium: M2450 Medium parameters used: $f = 2450$ MHz; $\sigma = 1.97$ mho/m; $\epsilon_r = 50.4$; $\rho = 1000$ kg/m³

Phantom section: Flat Section

DASY4 Configuration:

- Probe: EX3DV3 - SN3507; ConvF(7.68, 7.68, 7.68); Calibrated: 2009/02/12
- Sensor-Surface: 2mm (Mechanical Surface Detection)
- Phantom: Flat Phantom ELI4.0
- Measurement SW: DASY4, V4.7 Build 71; Postprocessing SW: SEMCAD, V1.8 Build 184

Area Scan (81x81x1): Measurement grid: dx=15mm, dy=15mm

Maximum value of SAR (interpolated) = 0.116 mW/g

Zoom Scan (7x7x7)/Cube 0: Measurement grid: dx=5mm, dy=5mm, dz=5mm

Reference Value = 7.65 V/m; Power Drift = 0.010 dB

Peak SAR (extrapolated) = 0.153 W/kg

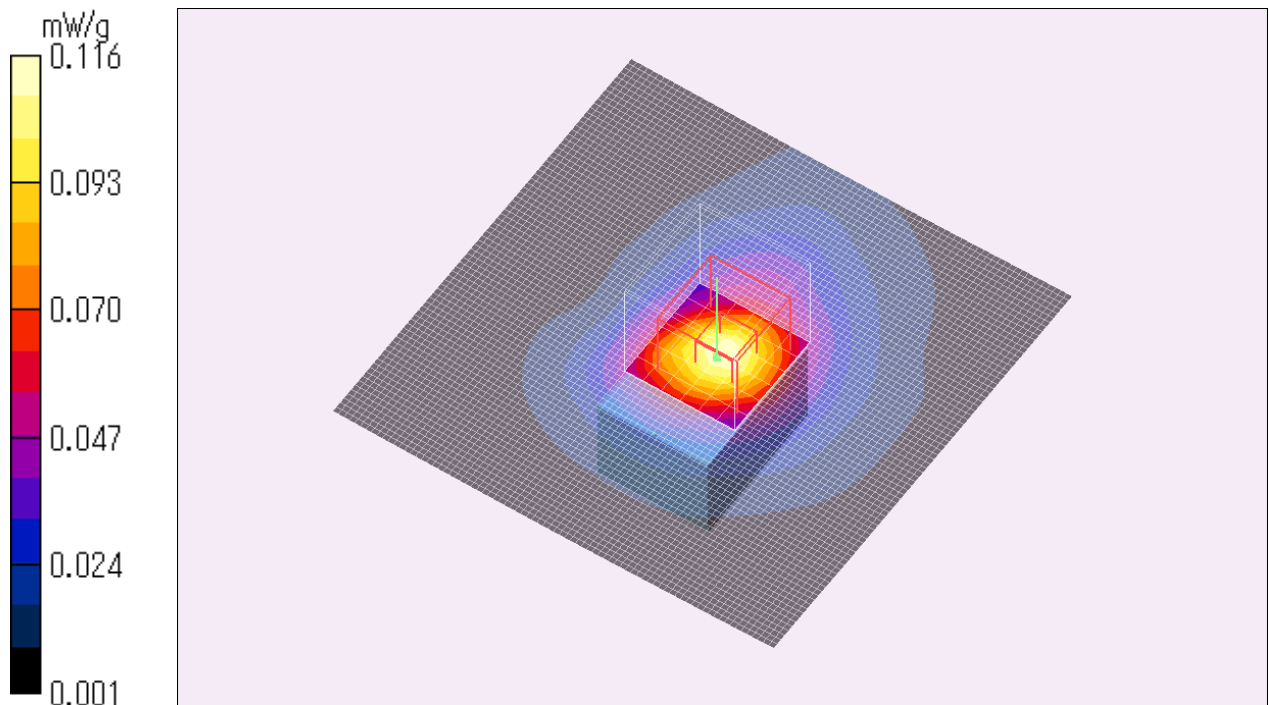
SAR(1 g) = 0.082 mW/g; SAR(10 g) = 0.043 mW/g

Maximum value of SAR (measured) = 0.116 mW/g

Test Date = 11/12/09

Ambient Temperature = 23.7 degree.c

Liquid Temperature = Before 23.3degree.C , After 23.3 degree.C



UL Japan, Inc.

Head Office EMC Lab.

4383-326 Asama-cho, Ise-shi, Mie-ken 516-0021 JAPAN

Telephone : +81 596 24 8116

Facsimile : +81 596 24 8124

DY-WL10/ ant 0/ Horizontal-Front/ Front + Rear radiation/ 11b DBPSK/ 2437MHz

Crest factor: 1

Medium: M2450 Medium parameters used: $f = 2450$ MHz; $\sigma = 1.97$ mho/m; $\epsilon_r = 50.4$; $\rho = 1000$ kg/m³

Phantom section: Flat Section

DASY4 Configuration:

- Probe: EX3DV3 - SN3507; ConvF(7.68, 7.68, 7.68); Calibrated: 2009/02/12
- Sensor-Surface: 2mm (Mechanical Surface Detection)
- Phantom: Flat Phantom ELI4.0
- Measurement SW: DASY4, V4.7 Build 71; Postprocessing SW: SEMCAD, V1.8 Build 184

Area Scan (81x81x1): Measurement grid: dx=15mm, dy=15mm

Maximum value of SAR (interpolated) = 0.106 mW/g

Zoom Scan (7x7x7)/Cube 0: Measurement grid: dx=5mm, dy=5mm, dz=5mm

Reference Value = 7.37 V/m; Power Drift = 0.037 dB

Peak SAR (extrapolated) = 0.143 W/kg

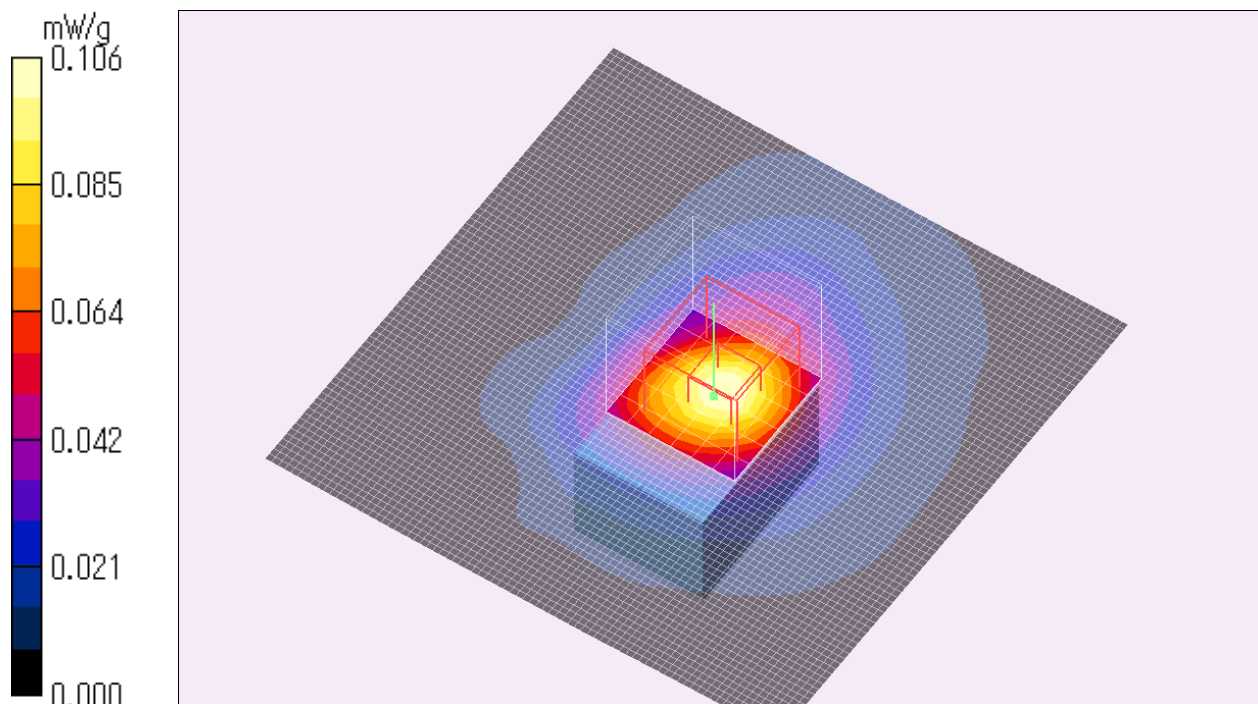
SAR(1 g) = 0.076 mW/g; SAR(10 g) = 0.040 mW/g

Maximum value of SAR (measured) = 0.108 mW/g

Test Date = 11/12/09

Ambient Temperature = 23.7 degree.c

Liquid Temperature = Before 23.3degree.C , After 23.3 degree.C



UL Japan, Inc.

Head Office EMC Lab.

4383-326 Asama-cho, Ise-shi, Mie-ken 516-0021 JAPAN

Telephone : +81 596 24 8116

Facsimile : +81 596 24 8124

DY-WL10/ ant 0/ Horizontal-Rear/ Default radiation/ 11b DBPSK/ 2437MHz

Crest factor: 1

Medium: M2450 Medium parameters used: $f = 2450$ MHz; $\sigma = 1.99$ mho/m; $\epsilon_r = 50.1$; $\rho = 1000$ kg/m³

Phantom section: Flat Section

DASY4 Configuration:

- Probe: EX3DV3 - SN3507; ConvF(7.68, 7.68, 7.68); Calibrated: 2009/02/12
- Sensor-Surface: 2mm (Mechanical Surface Detection)
- Phantom: Flat Phantom ELI4.0
- Measurement SW: DASY4, V4.7 Build 71; Postprocessing SW: SEMCAD, V1.8 Build 184

Area Scan (81x81x1): Measurement grid: dx=15mm, dy=15mm

Maximum value of SAR (interpolated) = 0.020 mW/g

Zoom Scan (7x7x7)/Cube 0: Measurement grid: dx=5mm, dy=5mm, dz=5mm

Reference Value = 2.52 V/m; Power Drift = -0.179 dB

Peak SAR (extrapolated) = 0.026 W/kg

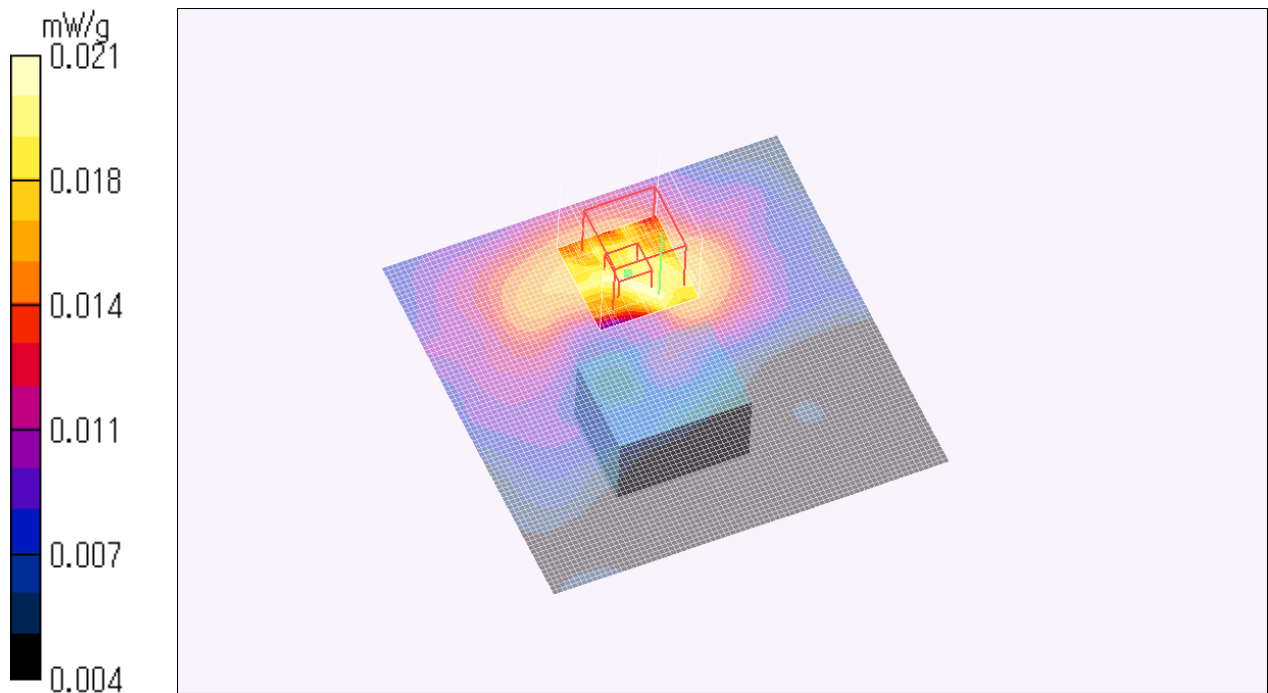
SAR(1 g) = 0.016 mW/g; SAR(10 g) = 0.012 mW/g

Maximum value of SAR (measured) = 0.021 mW/g

Test Date = 10/14/09

Ambient Temperature = 24.5 degree.c

Liquid Temperature = Before 24.0degree.C , After 24.0 degree.C



UL Japan, Inc.

Head Office EMC Lab.

4383-326 Asama-cho, Ise-shi, Mie-ken 516-0021 JAPAN

Telephone : +81 596 24 8116

Facsimile : +81 596 24 8124

DY-WL10/ ant 0/ Vertical-Right/ Default radiation/ 11b DBPSK/ 2437MHz

Crest factor: 1

Medium: M2450 Medium parameters used: $f = 2450$ MHz; $\sigma = 1.99$ mho/m; $\epsilon_r = 50.1$; $\rho = 1000$ kg/m³

Phantom section: Flat Section

DASY4 Configuration:

- Probe: EX3DV3 - SN3507; ConvF(7.68, 7.68, 7.68); Calibrated: 2009/02/12

- Sensor-Surface: 2mm (Mechanical Surface Detection)

- Phantom: Flat Phantom ELI4.0

- Measurement SW: DASY4, V4.7 Build 71; Postprocessing SW: SEMCAD, V1.8 Build 184

Area Scan (51x81x1): Measurement grid: dx=15mm, dy=15mm

Maximum value of SAR (interpolated) = 0.124 mW/g

Zoom Scan (7x7x7)/Cube 0: Measurement grid: dx=5mm, dy=5mm, dz=5mm

Reference Value = 7.45 V/m; Power Drift = 0.085 dB

Peak SAR (extrapolated) = 0.163 W/kg

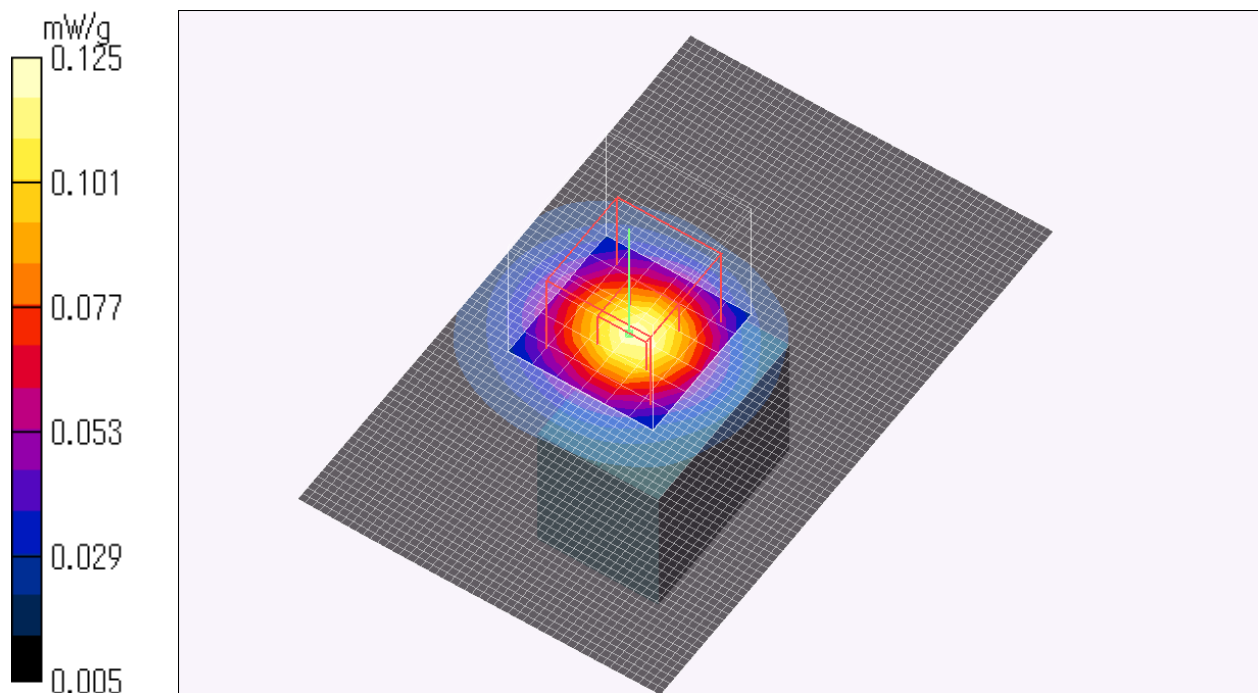
SAR(1 g) = 0.087 mW/g; SAR(10 g) = 0.045 mW/g

Maximum value of SAR (measured) = 0.125 mW/g

Test Date = 10/14/09

Ambient Temperature = 24.5 degree.c

Liquid Temperature = Before 24.0degree.C , After 24.0 degree.C



UL Japan, Inc.

Head Office EMC Lab.

4383-326 Asama-cho, Ise-shi, Mie-ken 516-0021 JAPAN

Telephone : +81 596 24 8116

Facsimile : +81 596 24 8124

DY-WL10/ ant 0/ Vertical-Right/ Front radiation/ 11b DBPSK/ 2437MHz

Crest factor: 1

Medium: M2450 Medium parameters used: $f = 2450$ MHz; $\sigma = 1.99$ mho/m; $\epsilon_r = 50.1$; $\rho = 1000$ kg/m³

Phantom section: Flat Section

DASY4 Configuration:

- Probe: EX3DV3 - SN3507; ConvF(7.68, 7.68, 7.68); Calibrated: 2009/02/12
- Sensor-Surface: 2mm (Mechanical Surface Detection)
- Phantom: Flat Phantom ELI4.0
- Measurement SW: DASY4, V4.7 Build 71; Postprocessing SW: SEMCAD, V1.8 Build 184

Area Scan (51x81x1): Measurement grid: dx=15mm, dy=15mm

Maximum value of SAR (interpolated) = 0.133 mW/g

Zoom Scan (7x7x7)/Cube 0: Measurement grid: dx=5mm, dy=5mm, dz=5mm

Reference Value = 7.31 V/m; Power Drift = 0.147 dB

Peak SAR (extrapolated) = 0.171 W/kg

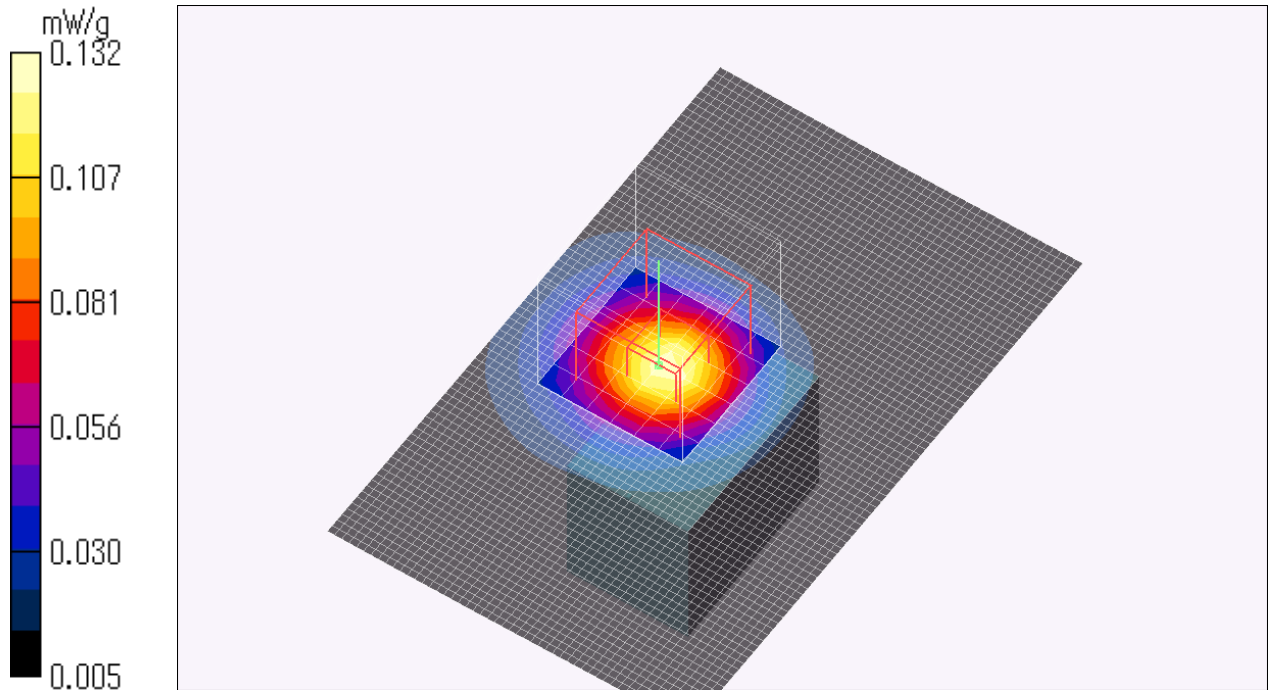
SAR(1 g) = 0.093 mW/g; SAR(10 g) = 0.047 mW/g

Maximum value of SAR (measured) = 0.132 mW/g

Test Date = 10/14/09

Ambient Temperature = 24.5 degree.c

Liquid Temperature = Before 24.0degree.C , After 24.0 degree.C



UL Japan, Inc.

Head Office EMC Lab.

4383-326 Asama-cho, Ise-shi, Mie-ken 516-0021 JAPAN

Telephone : +81 596 24 8116

Facsimile : +81 596 24 8124

DY-WL10/ ant 0/ Vertical-Right/ Rear radiation/ 11b DBPSK/ 2437MHz

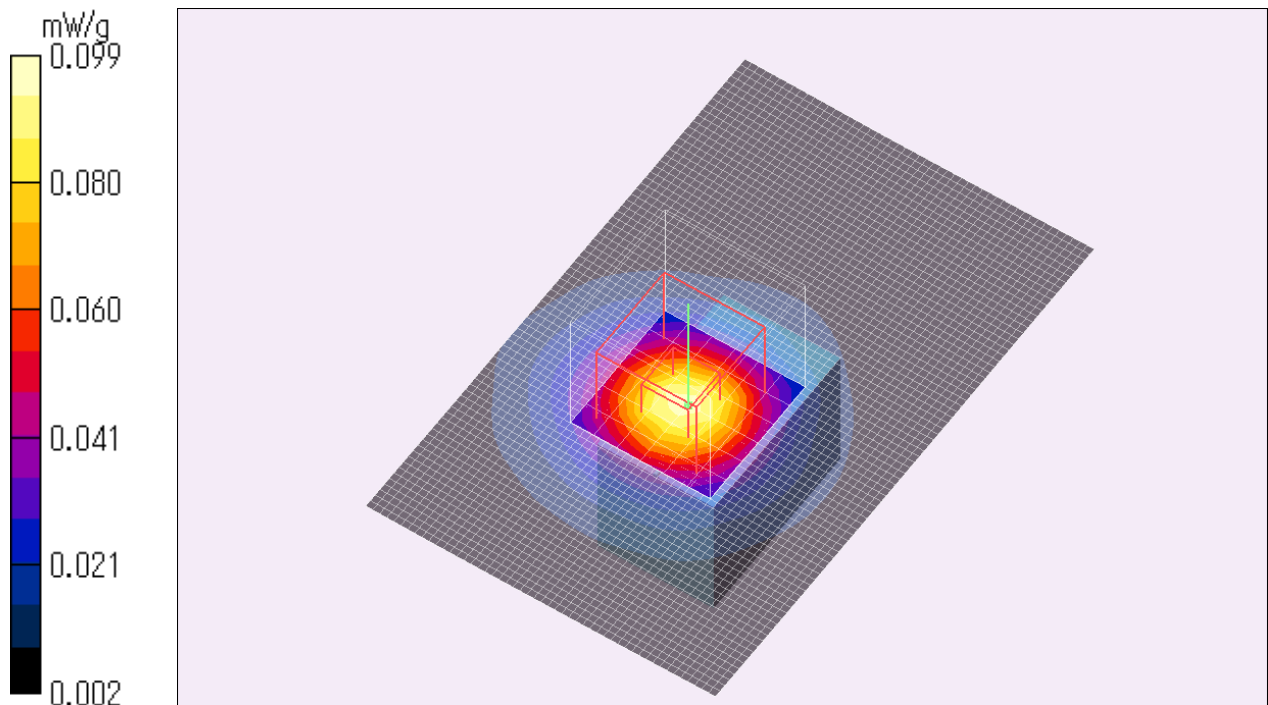
Crest factor: 1
Medium: M2450 Medium parameters used: $f = 2450$ MHz; $\sigma = 1.97$ mho/m; $\epsilon_r = 50.4$; $\rho = 1000$ kg/m³
Phantom section: Flat Section
DASY4 Configuration:
- Probe: EX3DV3 - SN3507; ConvF(7.68, 7.68, 7.68); Calibrated: 2009/02/12
- Sensor-Surface: 2mm (Mechanical Surface Detection)
- Phantom: Flat Phantom ELI4.0
- Measurement SW: DASY4, V4.7 Build 71; Postprocessing SW: SEMCAD, V1.8 Build 184

Area Scan (51x81x1): Measurement grid: dx=15mm, dy=15mm
Maximum value of SAR (interpolated) = 0.101 mW/g

Zoom Scan (7x7x7)/Cube 0: Measurement grid: dx=5mm, dy=5mm, dz=5mm
Reference Value = 3.02 V/m; Power Drift = 0.169 dB
Peak SAR (extrapolated) = 0.129 W/kg

SAR(1 g) = 0.068 mW/g; SAR(10 g) = 0.035 mW/g
Maximum value of SAR (measured) = 0.099 mW/g

Test Date = 11/12/09
Ambient Temperature = 23.7 degree.c
Liquid Temperature = Before 23.3degree.C , After 23.3 degree.C



DY-WL10/ ant 0/ Vertical-Right/ Front + Rear radiation/ 11b DBPSK/ 2437MHz

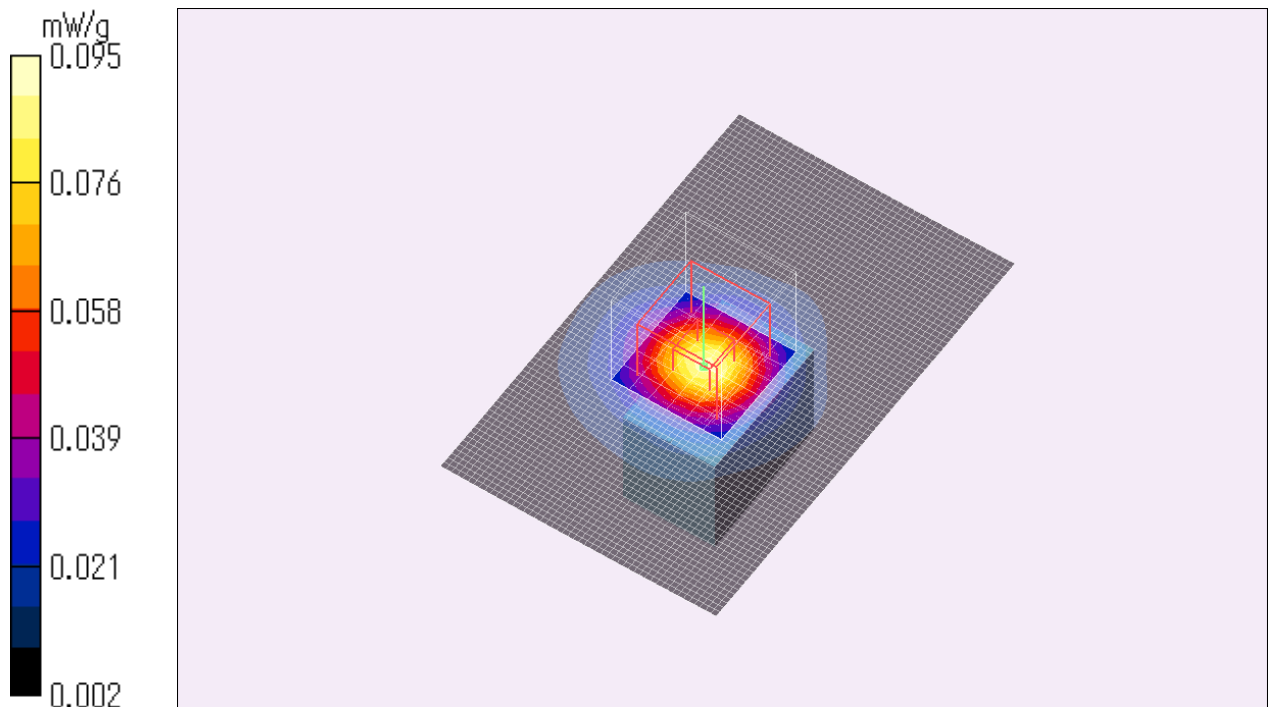
Crest factor: 1
Medium: M2450 Medium parameters used: $f = 2450$ MHz; $\sigma = 1.97$ mho/m; $\epsilon_r = 50.4$; $\rho = 1000$ kg/m³
Phantom section: Flat Section
DASY4 Configuration:
- Probe: EX3DV3 - SN3507; ConvF(7.68, 7.68, 7.68); Calibrated: 2009/02/12
- Sensor-Surface: 2mm (Mechanical Surface Detection)
- Phantom: Flat Phantom ELI4.0
- Measurement SW: DASY4, V4.7 Build 71; Postprocessing SW: SEMCAD, V1.8 Build 184

Area Scan (51x81x1): Measurement grid: dx=15mm, dy=15mm
Maximum value of SAR (interpolated) = 0.091 mW/g

Zoom Scan (7x7x7)/Cube 0: Measurement grid: dx=5mm, dy=5mm, dz=5mm
Reference Value = 3.05 V/m; Power Drift = 0.109 dB
Peak SAR (extrapolated) = 0.124 W/kg

SAR(1 g) = 0.064 mW/g; SAR(10 g) = 0.032 mW/g
Maximum value of SAR (measured) = 0.095 mW/g

Test Date = 11/12/09
Ambient Temperature = 23.7 degree.c
Liquid Temperature = Before 23.3degree.C , After 23.3 degree.C



DY-WL10/ ant 0/ Vertical-Left/ Default radiation/ 11b DBPSK/ 2437MHz

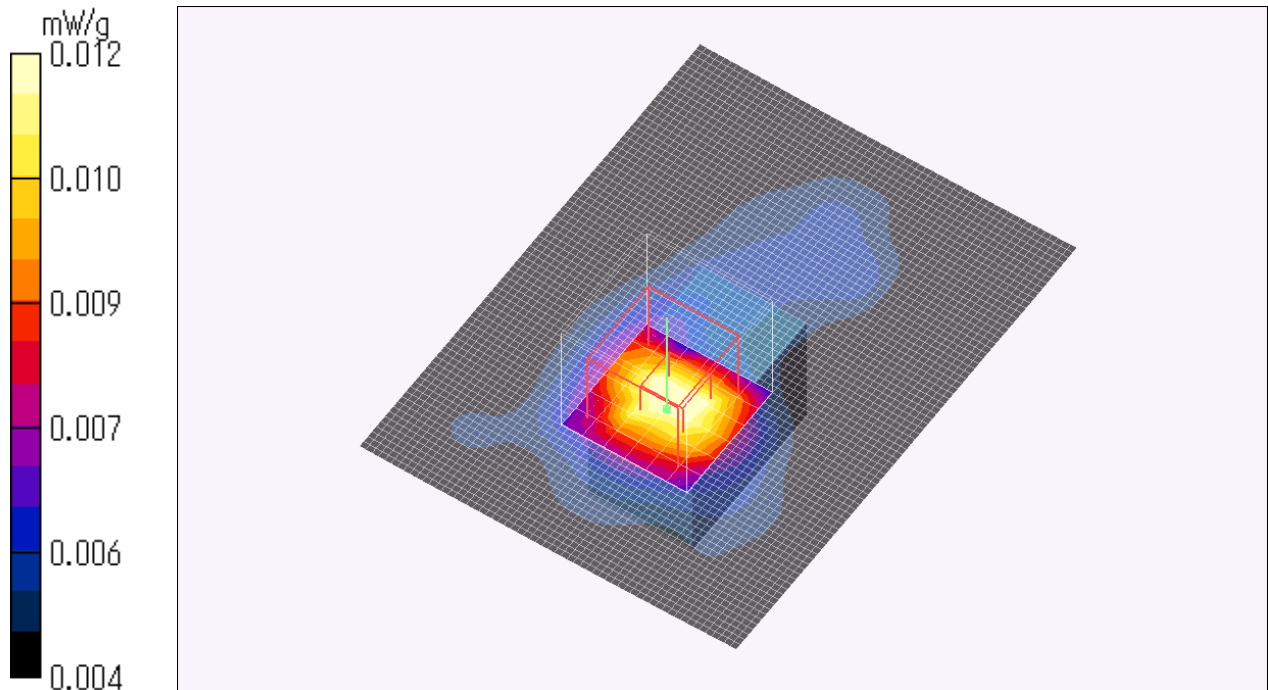
Crest factor: 1
Medium: M2450 Medium parameters used: $f = 2450$ MHz; $\sigma = 1.99$ mho/m; $\epsilon_r = 50.1$; $\rho = 1000$ kg/m³
Phantom section: Flat Section
DASY4 Configuration:
- Probe: EX3DV3 - SN3507; ConvF(7.68, 7.68, 7.68); Calibrated: 2009/02/12
- Sensor-Surface: 2mm (Mechanical Surface Detection)
- Phantom: Flat Phantom ELI4.0
- Measurement SW: DASY4, V4.7 Build 71; Postprocessing SW: SEMCAD, V1.8 Build 184

Area Scan (61x81x1): Measurement grid: dx=15mm, dy=15mm
Maximum value of SAR (interpolated) = 0.012 mW/g

Zoom Scan (7x7x7)/Cube 0: Measurement grid: dx=5mm, dy=5mm, dz=5mm
Reference Value = 1.76 V/m; Power Drift = 0.120 dB
Peak SAR (extrapolated) = 0.015 W/kg

SAR(1 g) = 0.00991 mW/g; SAR(10 g) = 0.007 mW/g
Maximum value of SAR (measured) = 0.012 mW/g

Test Date = 10/14/09
Ambient Temperature = 24.5 degree.c
Liquid Temperature = Before 24.0degree.C , After 24.0 degree.C



DY-WL10/ ant 0/ Horizontal-Front/ Default radiation/ 11n-20 BPSK/ 2437MHz

Crest factor: 1
Medium: M2450 Medium parameters used: $f = 2450$ MHz; $\sigma = 1.99$ mho/m; $\epsilon_r = 50.1$; $\rho = 1000$ kg/m³
Phantom section: Flat Section
DASY4 Configuration:
- Probe: EX3DV3 - SN3507; ConvF(7.68, 7.68, 7.68); Calibrated: 2009/02/12
- Sensor-Surface: 2mm (Mechanical Surface Detection)
- Phantom: Flat Phantom ELI4.0
- Measurement SW: DASY4, V4.7 Build 71; Postprocessing SW: SEMCAD, V1.8 Build 184

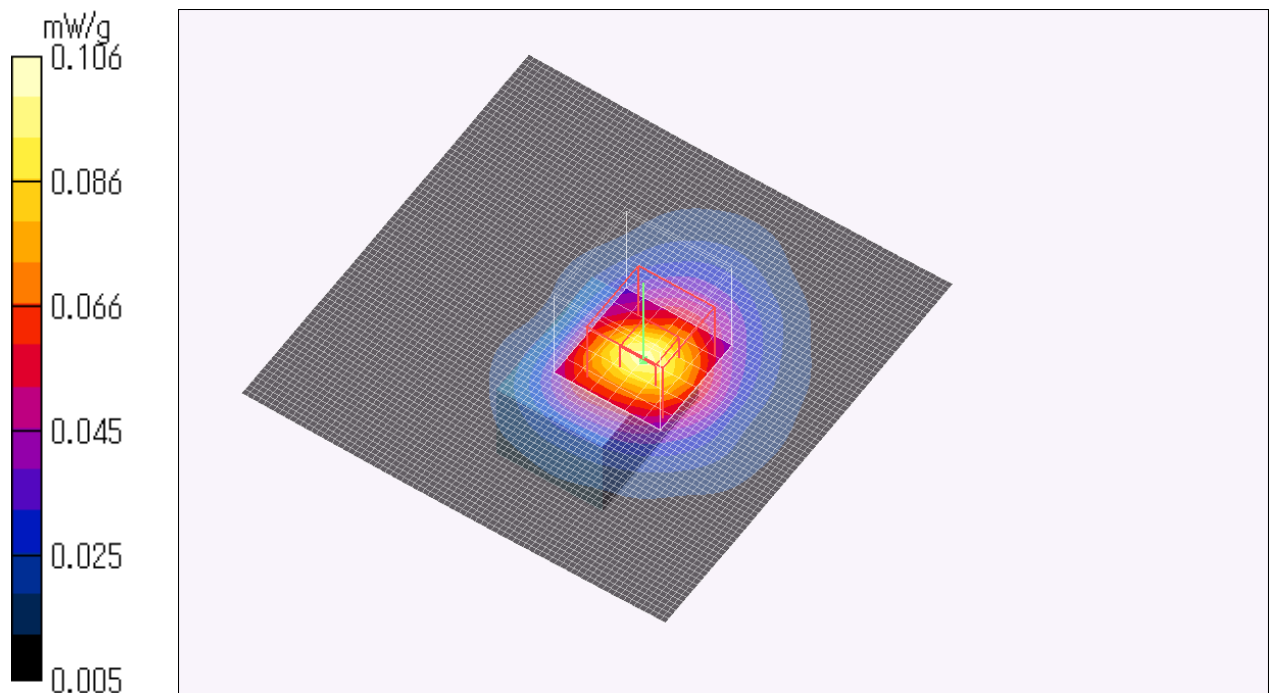
Area Scan (81x81x1): Measurement grid: dx=15mm, dy=15mm
Maximum value of SAR (interpolated) = 0.101 mW/g

Zoom Scan (7x7x7)/Cube 0: Measurement grid: dx=5mm, dy=5mm, dz=5mm
Reference Value = 5.97 V/m; Power Drift = 0.118 dB
Peak SAR (extrapolated) = 0.143 W/kg

SAR(1 g) = 0.072 mW/g; SAR(10 g) = 0.039 mW/g
Maximum value of SAR (measured) = 0.106 mW/g

Test Date = 10/14/09

Ambient Temperature = 24.5 degree.c
Liquid Temperature = Before 24.0degree.C , After 24.0 degree.C



DY-WL10/ ant 0/ Horizontal-Front/ Default radiation/ 11n-40 BPSK/ 2437MHz

Crest factor: 1

Medium: M2450 Medium parameters used: $f = 2450$ MHz; $\sigma = 1.99$ mho/m; $\epsilon_r = 50.1$; $\rho = 1000$ kg/m³

Phantom section: Flat Section

DASY4 Configuration:

- Probe: EX3DV3 - SN3507; ConvF(7.68, 7.68, 7.68); Calibrated: 2009/02/12
- Sensor-Surface: 2mm (Mechanical Surface Detection)
- Phantom: Flat Phantom ELI4.0
- Measurement SW: DASY4, V4.7 Build 71; Postprocessing SW: SEMCAD, V1.8 Build 184

Area Scan (81x81x1): Measurement grid: dx=15mm, dy=15mm

Maximum value of SAR (interpolated) = 0.093 mW/g

Zoom Scan (7x7x7)/Cube 0: Measurement grid: dx=5mm, dy=5mm, dz=5mm

Reference Value = 6.70 V/m; Power Drift = 0.165 dB

Peak SAR (extrapolated) = 0.126 W/kg

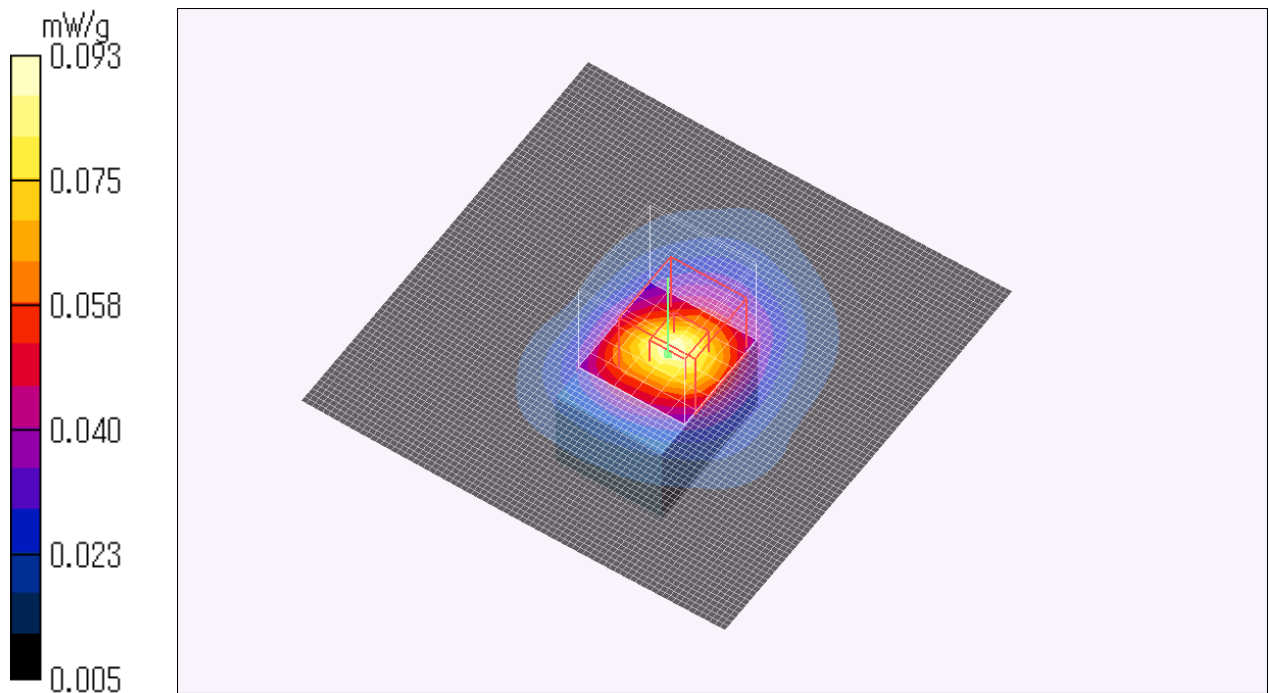
SAR(1 g) = 0.064 mW/g; SAR(10 g) = 0.035 mW/g

Maximum value of SAR (measured) = 0.093 mW/g

Test Date = 10/14/09

Ambient Temperature = 24.5 degree.c

Liquid Temperature = Before 24.0degree.C , After 24.1 degree.C



UL Japan, Inc.

Head Office EMC Lab.

4383-326 Asama-cho, Ise-shi, Mie-ken 516-0021 JAPAN

Telephone : +81 596 24 8116

Facsimile : +81 596 24 8124

DY-WL10/ ant 0/ Horizontal-Front/ Default radiation/ 11b DBPSK/ 2412MHz

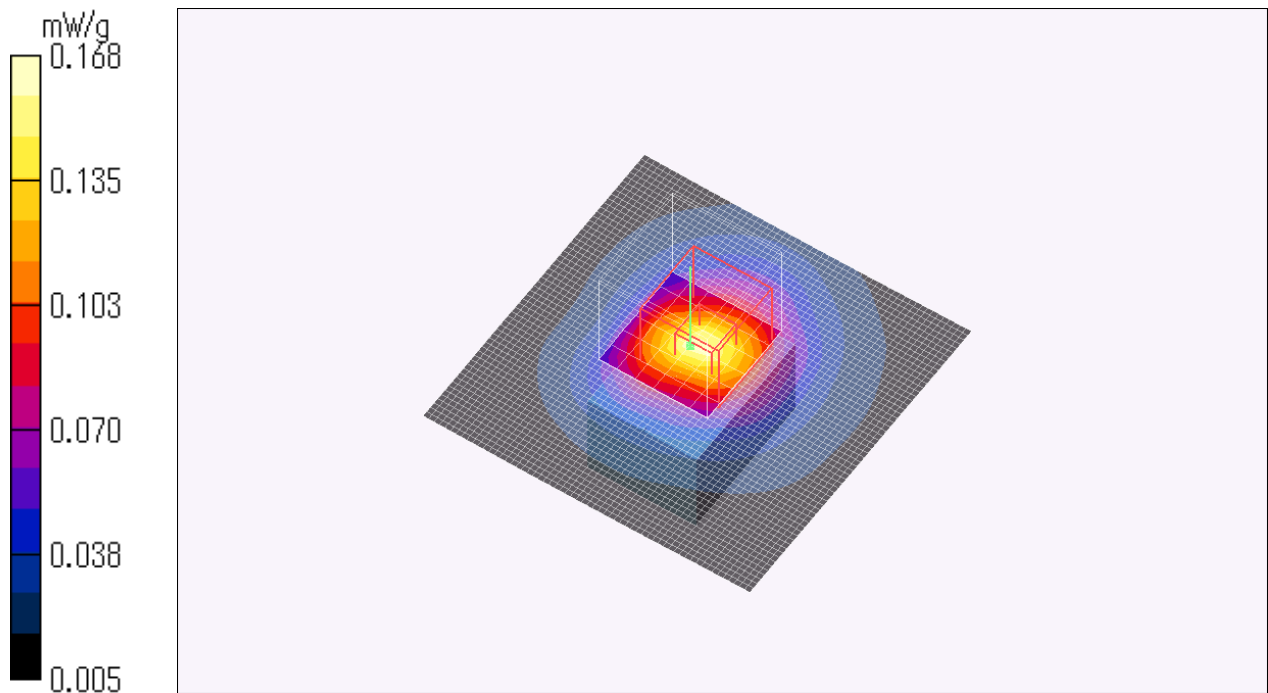
Crest factor: 1
Medium: M2450 Medium parameters used: $f = 2450$ MHz; $\sigma = 1.99$ mho/m; $\epsilon_r = 50.1$; $\rho = 1000$ kg/m³
Phantom section: Flat Section
DASY4 Configuration:
- Probe: EX3DV3 - SN3507; ConvF(7.68, 7.68, 7.68); Calibrated: 2009/02/12
- Sensor-Surface: 2mm (Mechanical Surface Detection)
- Phantom: Flat Phantom ELI4.0
- Measurement SW: DASY4, V4.7 Build 71; Postprocessing SW: SEMCAD, V1.8 Build 184

Area Scan (61x61x1): Measurement grid: dx=15mm, dy=15mm
Maximum value of SAR (interpolated) = 0.155 mW/g

Zoom Scan (7x7x7)/Cube 0: Measurement grid: dx=5mm, dy=5mm, dz=5mm
Reference Value = 9.35 V/m; Power Drift = 0.072 dB
Peak SAR (extrapolated) = 0.231 W/kg

SAR(1 g) = 0.111 mW/g; SAR(10 g) = 0.058 mW/g
Maximum value of SAR (measured) = 0.168 mW/g

Test Date = 10/14/09
Ambient Temperature = 24.5 degree.c
Liquid Temperature = Before 24.1degree.C , After 24.3 degree.C



DY-WL10/ ant 0/ Horizontal-Front/ Default radiation/ 11b DBPSK/ 2462MHz

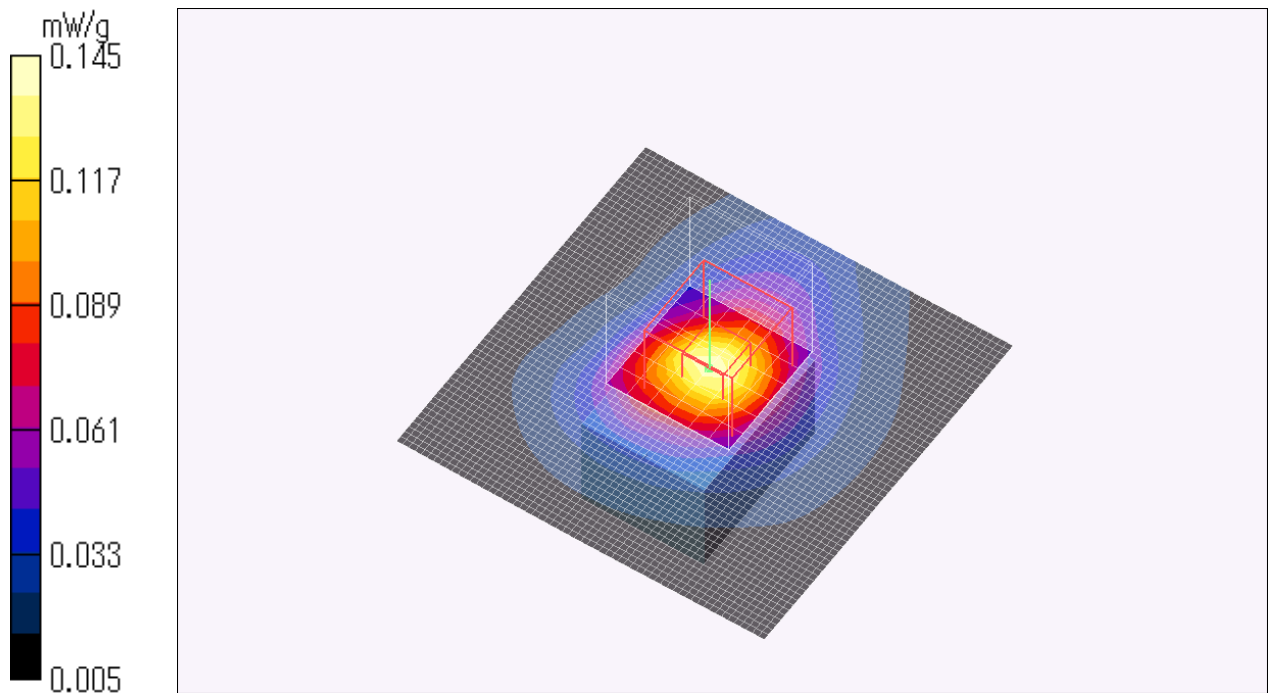
Crest factor: 1
Medium: M2450 Medium parameters used: $f = 2450$ MHz; $\sigma = 1.99$ mho/m; $\epsilon_r = 50.1$; $\rho = 1000$ kg/m³
Phantom section: Flat Section
DASY4 Configuration:
- Probe: EX3DV3 - SN3507; ConvF(7.68, 7.68, 7.68); Calibrated: 2009/02/12
- Sensor-Surface: 2mm (Mechanical Surface Detection)
- Phantom: Flat Phantom ELI4.0
- Measurement SW: DASY4, V4.7 Build 71; Postprocessing SW: SEMCAD, V1.8 Build 184

Area Scan (61x61x1): Measurement grid: dx=15mm, dy=15mm
Maximum value of SAR (interpolated) = 0.141 mW/g

Zoom Scan (7x7x7)/Cube 0: Measurement grid: dx=5mm, dy=5mm, dz=5mm
Reference Value = 8.53 V/m; Power Drift = 0.180 dB
Peak SAR (extrapolated) = 0.194 W/kg

SAR(1 g) = 0.101 mW/g; SAR(10 g) = 0.053 mW/g
Maximum value of SAR (measured) = 0.145 mW/g

Test Date = 10/14/09
Ambient Temperature = 24.5 degree.c
Liquid Temperature = Before 24.3degree.C , After 24.4 degree.C



3. Measurement data (ant 1)

DY-WL10/ ant 1/ Horizontal-Front/ Default radiation/ 11b DBPSK/ 2437MHz

Crest factor: 1

Medium: M2450 Medium parameters used: $f = 2450$ MHz; $\sigma = 1.99$ mho/m; $\epsilon_r = 50.3$; $\rho = 1000$ kg/m³

Phantom section: Flat Section

DASY4 Configuration:

- Probe: EX3DV3 - SN3507; ConvF(7.68, 7.68, 7.68); Calibrated: 2009/02/12
- Sensor-Surface: 2mm (Mechanical Surface Detection)
- Phantom: Flat Phantom ELI4.0
- Measurement SW: DASY4, V4.7 Build 71; Postprocessing SW: SEMCAD, V1.8 Build 184

Area Scan (81x81x1): Measurement grid: dx=15mm, dy=15mm

Maximum value of SAR (interpolated) = 0.168 mW/g

Zoom Scan (7x7x7)/Cube 0: Measurement grid: dx=5mm, dy=5mm, dz=5mm

Reference Value = 8.48 V/m; Power Drift = 0.150 dB

Peak SAR (extrapolated) = 0.226 W/kg

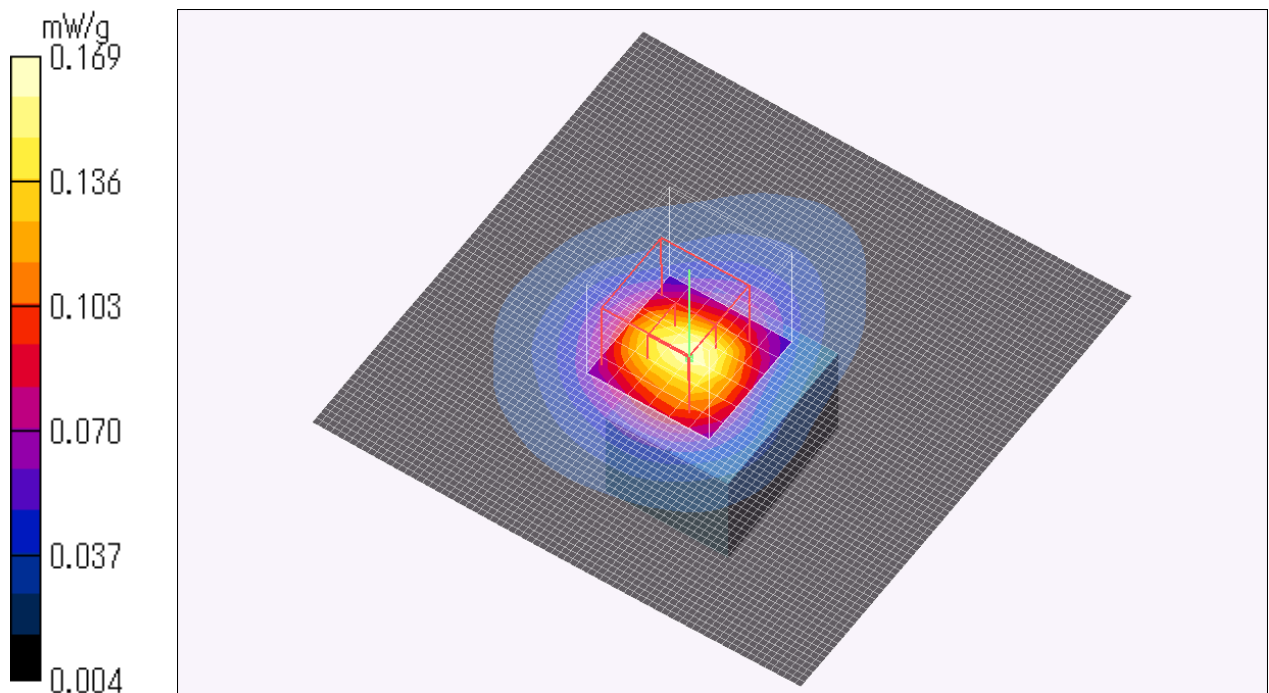
SAR(1 g) = 0.117 mW/g; SAR(10 g) = 0.062 mW/g

Maximum value of SAR (measured) = 0.169 mW/g

Test Date = 10/15/09

Ambient Temperature = 24.5 degree.c

Liquid Temperature = Before 23.5degree.C , After 23.5 degree.C



UL Japan, Inc.

Head Office EMC Lab.

4383-326 Asama-cho, Ise-shi, Mie-ken 516-0021 JAPAN

Telephone : +81 596 24 8116

Facsimile : +81 596 24 8124

DY-WL10/ ant 0/ Horizontal-Front/ Default radiation/ 11b DQPSK/ 2437MHz

Crest factor: 1

Medium: M2450 Medium parameters used: $f = 2450$ MHz; $\sigma = 1.99$ mho/m; $\epsilon_r = 50.3$; $\rho = 1000$ kg/m³

Phantom section: Flat Section

DASY4 Configuration:

- Probe: EX3DV3 - SN3507; ConvF(7.68, 7.68, 7.68); Calibrated: 2009/02/12
- Sensor-Surface: 2mm (Mechanical Surface Detection)
- Phantom: Flat Phantom ELI4.0
- Measurement SW: DASY4, V4.7 Build 71; Postprocessing SW: SEMCAD, V1.8 Build 184

Area Scan (81x81x1): Measurement grid: dx=15mm, dy=15mm

Maximum value of SAR (interpolated) = 0.174 mW/g

Zoom Scan (7x7x7)/Cube 0: Measurement grid: dx=5mm, dy=5mm, dz=5mm

Reference Value = 8.53 V/m; Power Drift = 0.063 dB

Peak SAR (extrapolated) = 0.243 W/kg

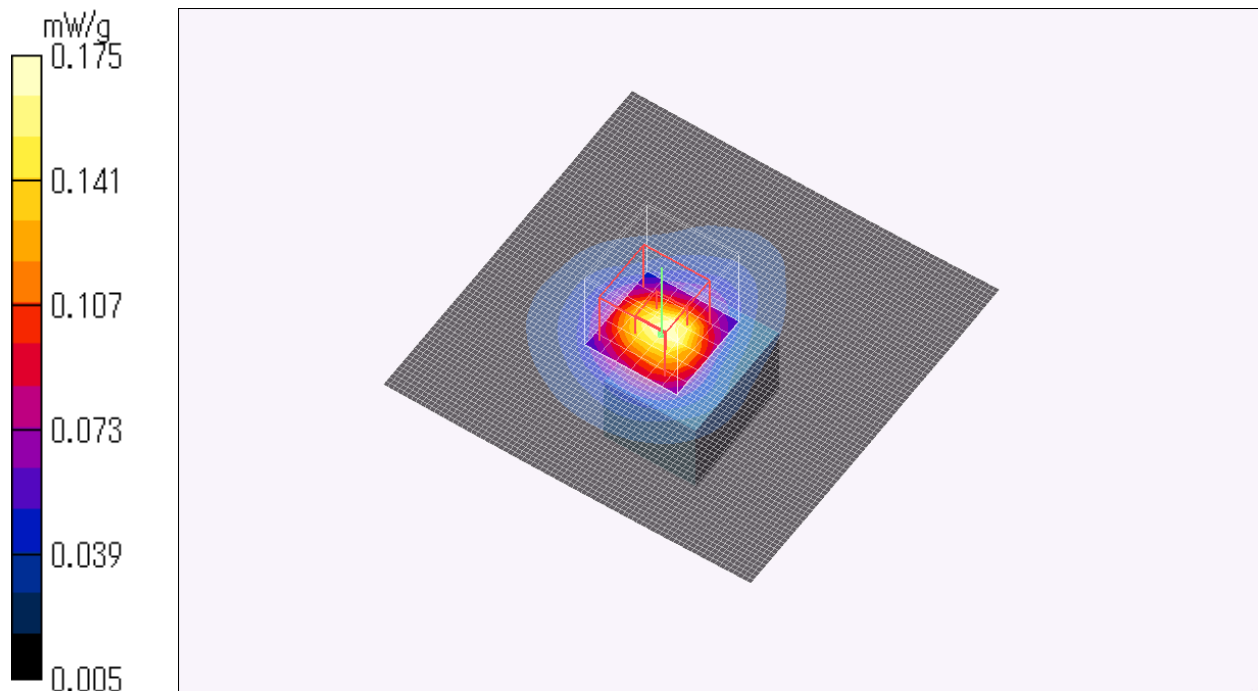
SAR(1 g) = 0.121 mW/g; SAR(10 g) = 0.062 mW/g

Maximum value of SAR (measured) = 0.175 mW/g

Test Date = 10/15/09

Ambient Temperature = 24.5 degree.c

Liquid Temperature = Before 23.5degree.C , After 23.5 degree.C



UL Japan, Inc.

Head Office EMC Lab.

4383-326 Asama-cho, Ise-shi, Mie-ken 516-0021 JAPAN

Telephone : +81 596 24 8116

Facsimile : +81 596 24 8124

DY-WL10/ ant 0/ Horizontal-Front/ Front radiation/ 11b DQPSK/ 2437MHz

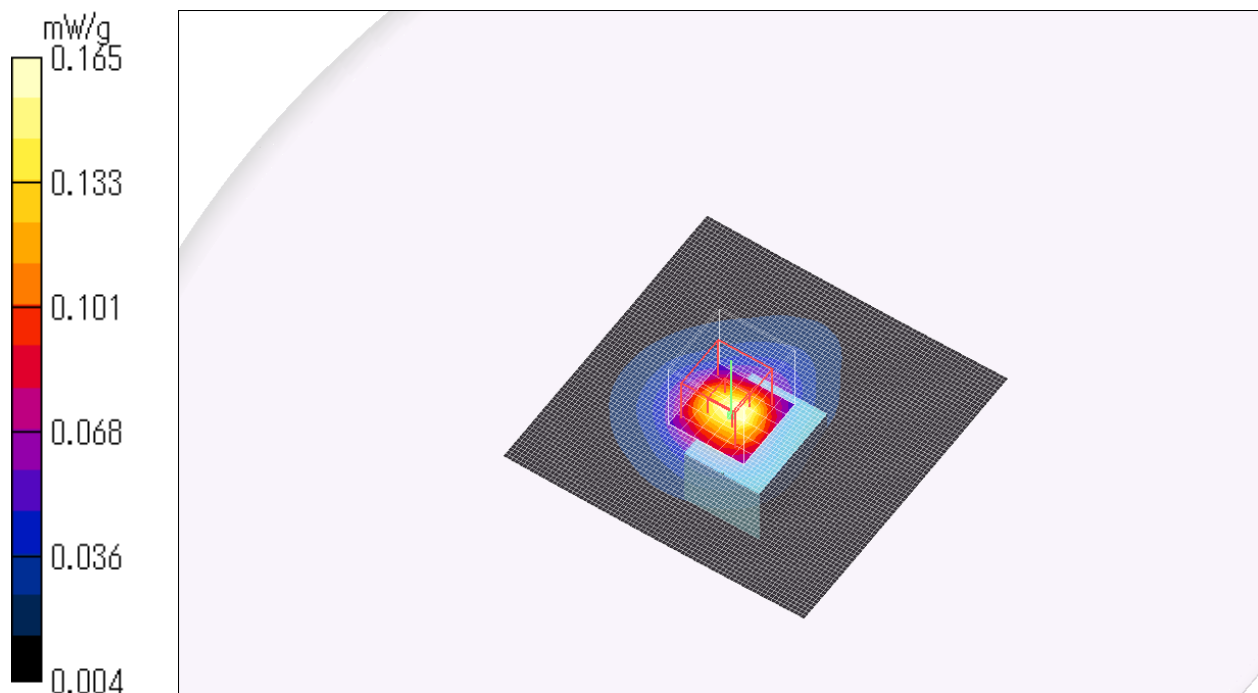
Crest factor: 1
Medium: M2450 Medium parameters used: $f = 2450$ MHz; $\sigma = 1.99$ mho/m; $\epsilon_r = 50.3$; $\rho = 1000$ kg/m³
Phantom section: Flat Section
DASY4 Configuration:
- Probe: EX3DV3 - SN3507; ConvF(7.68, 7.68, 7.68); Calibrated: 2009/02/12
- Sensor-Surface: 2mm (Mechanical Surface Detection)
- Phantom: Flat Phantom ELI4.0
- Measurement SW: DASY4, V4.7 Build 71; Postprocessing SW: SEMCAD, V1.8 Build 184

Area Scan (81x81x1): Measurement grid: dx=15mm, dy=15mm
Maximum value of SAR (interpolated) = 0.172 mW/g

Zoom Scan (7x7x7)/Cube 0: Measurement grid: dx=5mm, dy=5mm, dz=5mm
Reference Value = 8.30 V/m; Power Drift = 0.103 dB
Peak SAR (extrapolated) = 0.227 W/kg

SAR(1 g) = 0.116 mW/g; SAR(10 g) = 0.060 mW/g
Maximum value of SAR (measured) = 0.165 mW/g

Test Date = 10/15/09
Ambient Temperature = 24.5 degree.c
Liquid Temperature = Before 23.5degree.C , After 23.5 degree.C



DY-WL10/ ant 0/ Horizontal-Front/ Rear radiation/ 11b DQPSK/ 2437MHz

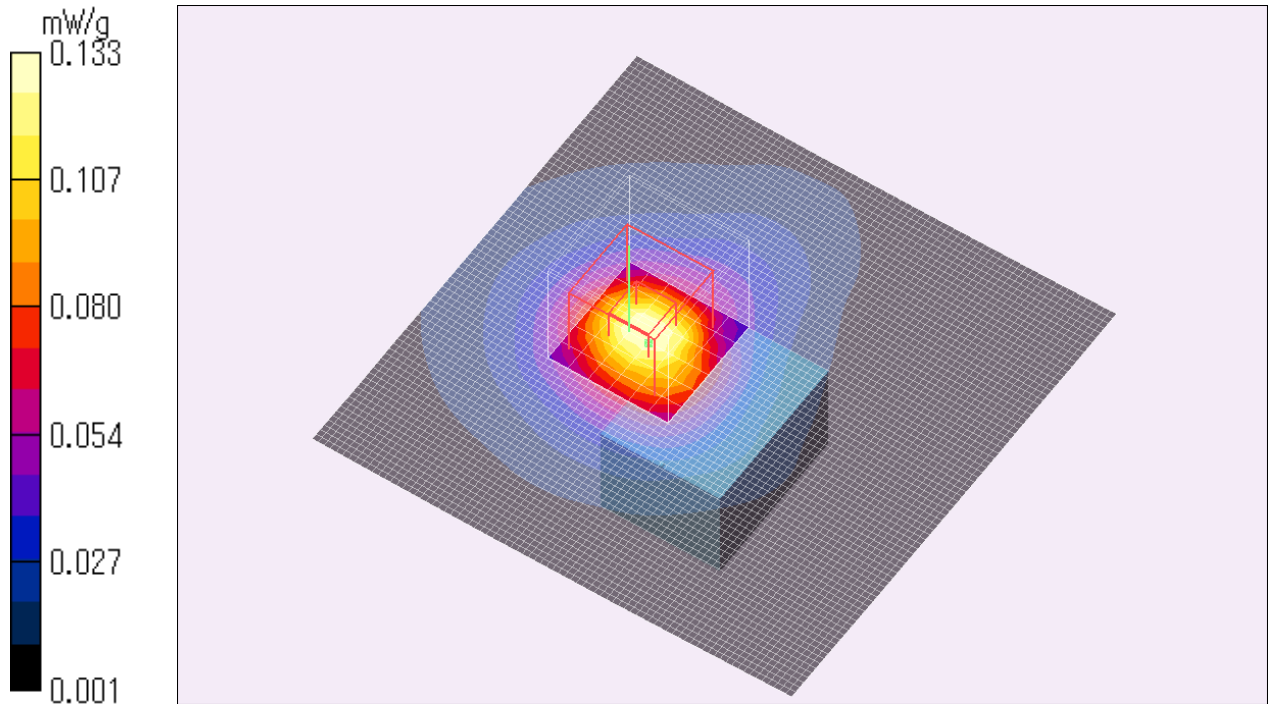
Crest factor: 1
Medium: M2450 Medium parameters used: $f = 2450$ MHz; $\sigma = 1.97$ mho/m; $\epsilon_r = 50.4$; $\rho = 1000$ kg/m³
Phantom section: Flat Section
DASY4 Configuration:
- Probe: EX3DV3 - SN3507; ConvF(7.68, 7.68, 7.68); Calibrated: 2009/02/12
- Sensor-Surface: 2mm (Mechanical Surface Detection)
- Phantom: Flat Phantom ELI4.0
- Measurement SW: DASY4, V4.7 Build 71; Postprocessing SW: SEMCAD, V1.8 Build 184

Area Scan (81x81x1): Measurement grid: dx=15mm, dy=15mm
Maximum value of SAR (interpolated) = 0.133 mW/g

Zoom Scan (7x7x7)/Cube 0: Measurement grid: dx=5mm, dy=5mm, dz=5mm
Reference Value = 5.87 V/m; Power Drift = -0.133 dB
Peak SAR (extrapolated) = 0.179 W/kg

SAR(1 g) = 0.097 mW/g; SAR(10 g) = 0.050 mW/g
Maximum value of SAR (measured) = 0.133 mW/g

Test Date = 11/12/09
Ambient Temperature = 23.7 degree.c
Liquid Temperature = Before 23.3degree.C , After 23.3 degree.C



DY-WL10/ ant 1/ Horizontal-Front/ Front+Rear radiation/ 11b DQPSK/ 2437MHz

Crest factor: 1

Medium: M2450 Medium parameters used: $f = 2450$ MHz; $\sigma = 1.99$ mho/m; $\epsilon_r = 50.3$; $\rho = 1000$ kg/m³

Phantom section: Flat Section

DASY4 Configuration:

- Probe: EX3DV3 - SN3507; ConvF(7.68, 7.68, 7.68); Calibrated: 2009/02/12
- Sensor-Surface: 2mm (Mechanical Surface Detection)
- Phantom: Flat Phantom ELI4.0
- Measurement SW: DASY4, V4.7 Build 71; Postprocessing SW: SEMCAD, V1.8 Build 184

Area Scan (81x81x1): Measurement grid: dx=15mm, dy=15mm

Maximum value of SAR (interpolated) = 0.178 mW/g

Zoom Scan (7x7x7)/Cube 0: Measurement grid: dx=5mm, dy=5mm, dz=5mm

Reference Value = 8.61 V/m; Power Drift = -0.007 dB

Peak SAR (extrapolated) = 0.220 W/kg

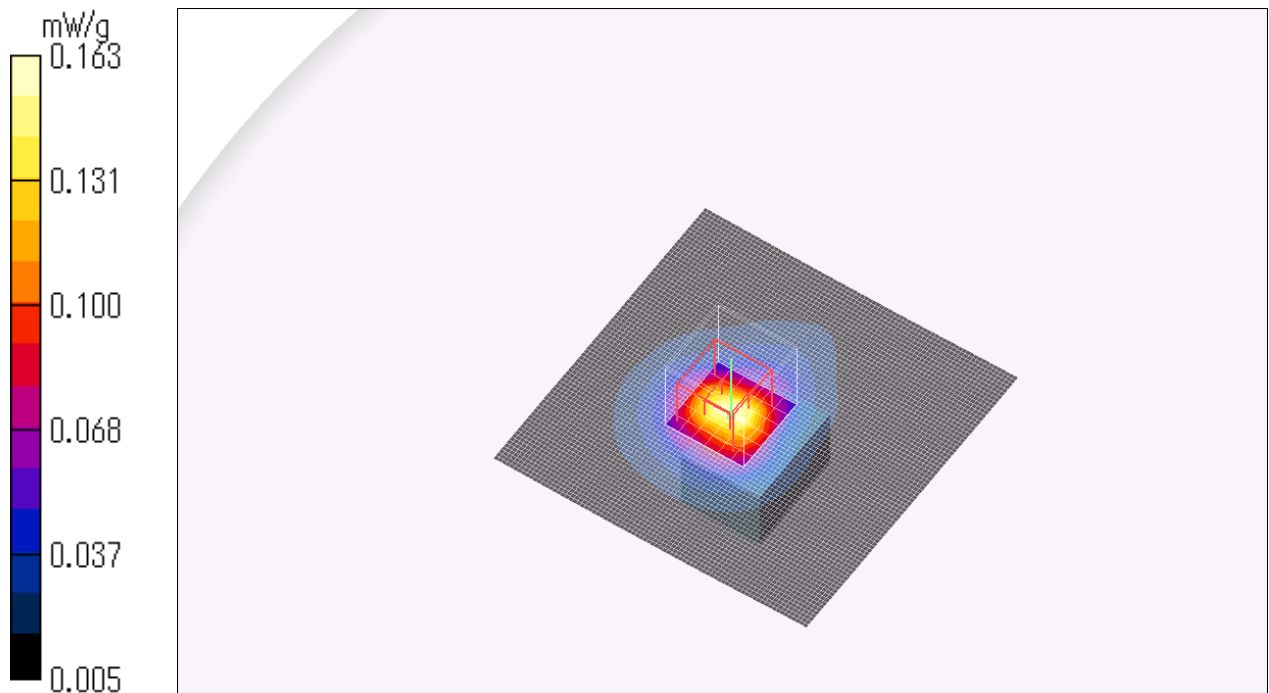
SAR(1 g) = 0.115 mW/g; SAR(10 g) = 0.060 mW/g

Maximum value of SAR (measured) = 0.163 mW/g

Test Date = 10/15/09

Ambient Temperature = 24.5 degree.c

Liquid Temperature = Before 23.5degree.C , After 23.5degree.C



UL Japan, Inc.

Head Office EMC Lab.

4383-326 Asama-cho, Ise-shi, Mie-ken 516-0021 JAPAN

Telephone : +81 596 24 8116

Facsimile : +81 596 24 8124

DY-WL10/ ant 1/ Horizontal-Rear/ Default radiation/ 11b DQPSK/ 2437MHz

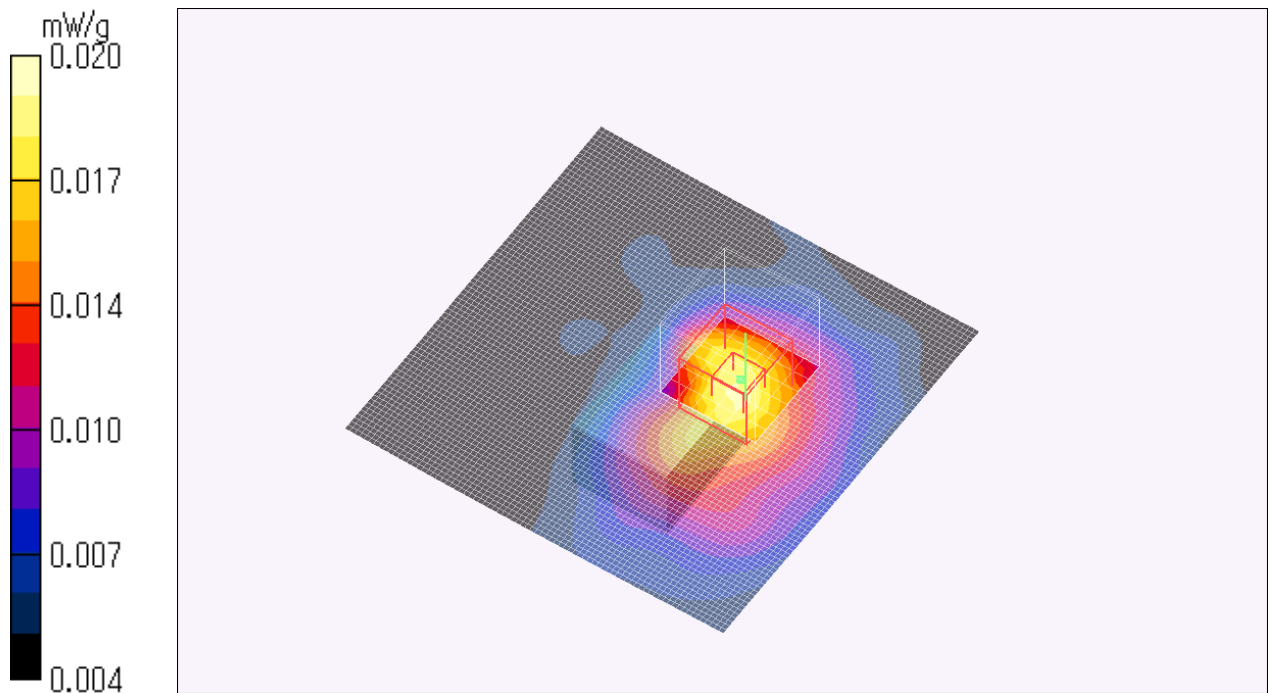
Crest factor: 1
Medium: M2450 Medium parameters used: $f = 2450$ MHz; $\sigma = 1.99$ mho/m; $\epsilon_r = 50.3$; $\rho = 1000$ kg/m³
Phantom section: Flat Section
DASY4 Configuration:
- Probe: EX3DV3 - SN3507; ConvF(7.68, 7.68, 7.68); Calibrated: 2009/02/12
- Sensor-Surface: 2mm (Mechanical Surface Detection)
- Phantom: Flat Phantom ELI4.0
- Measurement SW: DASY4, V4.7 Build 71; Postprocessing SW: SEMCAD, V1.8 Build 184

Area Scan (81x81x1): Measurement grid: dx=15mm, dy=15mm
Maximum value of SAR (interpolated) = 0.020 mW/g

Zoom Scan (7x7x7)/Cube 0: Measurement grid: dx=5mm, dy=5mm, dz=5mm
Reference Value = 2.22 V/m; Power Drift = 0.175 dB
Peak SAR (extrapolated) = 0.026 W/kg

SAR(1 g) = 0.015 mW/g; SAR(10 g) = 0.010 mW/g
Maximum value of SAR (measured) = 0.020 mW/g

Test Date = 10/15/09
Ambient Temperature = 24.5 degree.c
Liquid Temperature = Before 23.5degree.C , After 23.5 degree.C



DY-WL10/ ant 1/ Vertical-Right/ Default radiation/ 11b DQPSK/ 2437MHz


Crest factor: 1
Medium: M2450 Medium parameters used: $f = 2450$ MHz; $\sigma = 1.99$ mho/m; $\epsilon_r = 50.3$; $\rho = 1000$ kg/m³
Phantom section: Flat Section
DASY4 Configuration:
- Probe: EX3DV3 - SN3507; ConvF(7.68, 7.68, 7.68); Calibrated: 2009/02/12
- Sensor-Surface: 2mm (Mechanical Surface Detection)
- Phantom: Flat Phantom ELI4.0
- Measurement SW: DASY4, V4.7 Build 71; Postprocessing SW: SEMCAD, V1.8 Build 184

Area Scan (51x81x1): Measurement grid: dx=15mm, dy=15mm
Maximum value of SAR (interpolated) = 0.010 mW/g

Zoom Scan (7x7x7)/Cube 0: Measurement grid: dx=5mm, dy=5mm, dz=5mm
Reference Value = 2.17 V/m; Power Drift = 0.075 dB
Peak SAR (extrapolated) = 0.012 W/kg

SAR(1 g) = 0.00801 mW/g; SAR(10 g) = 0.00653 mW/g
Maximum value of SAR (measured) = 0.009 mW/g

Test Date = 10/15/09
Ambient Temperature = 24.5 degree.c
Liquid Temperature = Before 24.0degree.C , After 24.0 degree.C



DY-WL10/ ant 1/ Vertical-Left/ Default radiation/ 11b DQPSK/ 2437MHz

Crest factor: 1

Medium: M2450 Medium parameters used: $f = 2450$ MHz; $\sigma = 1.99$ mho/m; $\epsilon_r = 50.3$; $\rho = 1000$ kg/m³

Phantom section: Flat Section

DASY4 Configuration:

- Probe: EX3DV3 - SN3507; ConvF(7.68, 7.68, 7.68); Calibrated: 2009/02/12
- Sensor-Surface: 2mm (Mechanical Surface Detection)
- Phantom: Flat Phantom ELI4.0
- Measurement SW: DASY4, V4.7 Build 71; Postprocessing SW: SEMCAD, V1.8 Build 184

Area Scan (51x81x1): Measurement grid: dx=15mm, dy=15mm

Maximum value of SAR (interpolated) = 0.152 mW/g

Zoom Scan (7x7x7)/Cube 0: Measurement grid: dx=5mm, dy=5mm, dz=5mm

Reference Value = 8.97 V/m; Power Drift = 0.067 dB

Peak SAR (extrapolated) = 0.208 W/kg


SAR(1 g) = 0.109 mW/g; SAR(10 g) = 0.055 mW/g

Maximum value of SAR (measured) = 0.160 mW/g

Test Date = 10/15/09

Ambient Temperature = 24.5 degree.c

Liquid Temperature = Before 24.0degree.C , After 24.0 degree.C



UL Japan, Inc.

Head Office EMC Lab.

4383-326 Asama-cho, Ise-shi, Mie-ken 516-0021 JAPAN

Telephone : +81 596 24 8116

Facsimile : +81 596 24 8124

DY-WL10/ ant 1/ Vertical-Left/ Front radiation/ 11b DQPSK/ 2437MHz

Crest factor: 1

Medium: M2450 Medium parameters used: $f = 2450$ MHz; $\sigma = 1.99$ mho/m; $\epsilon_r = 50.3$; $\rho = 1000$ kg/m³

Phantom section: Flat Section

DASY4 Configuration:

- Probe: EX3DV3 - SN3507; ConvF(7.68, 7.68, 7.68); Calibrated: 2009/02/12
- Sensor-Surface: 2mm (Mechanical Surface Detection)
- Phantom: Flat Phantom ELI4.0
- Measurement SW: DASY4, V4.7 Build 71; Postprocessing SW: SEMCAD, V1.8 Build 184

Area Scan (51x81x1): Measurement grid: dx=15mm, dy=15mm

Maximum value of SAR (interpolated) = 0.161 mW/g

Zoom Scan (7x7x7)/Cube 0: Measurement grid: dx=5mm, dy=5mm, dz=5mm

Reference Value = 9.19 V/m; Power Drift = -0.079 dB

Peak SAR (extrapolated) = 0.211 W/kg

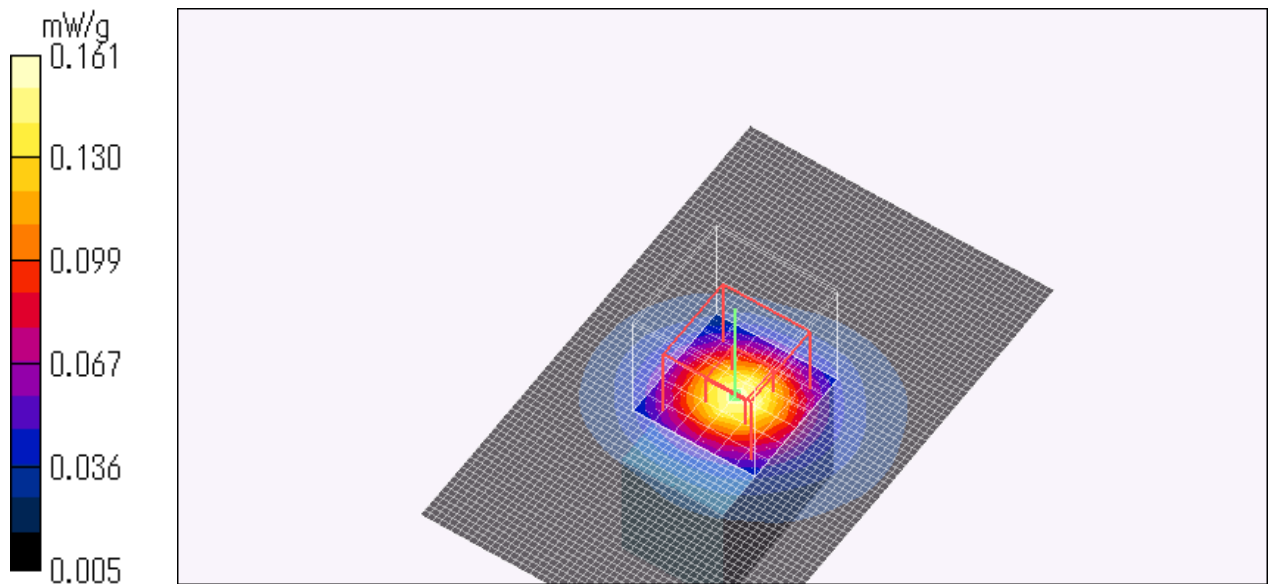
SAR(1 g) = 0.110 mW/g; SAR(10 g) = 0.055 mW/g

Maximum value of SAR (measured) = 0.161 mW/g

Test Date = 10/15/09

Ambient Temperature = 24.5 degree.c

Liquid Temperature = Before 24.0degree.C , After 24.0 degree.C



UL Japan, Inc.

Head Office EMC Lab.

4383-326 Asama-cho, Ise-shi, Mie-ken 516-0021 JAPAN

Telephone : +81 596 24 8116

Facsimile : +81 596 24 8124

DY-WL10/ ant 1/ Vertical-Left/ Rear radiation/ 11b DQPSK/ 2437MHz

Crest factor: 1

Medium: M2450 Medium parameters used: $f = 2450$ MHz; $\sigma = 1.97$ mho/m; $\epsilon_r = 50.4$; $\rho = 1000$ kg/m³

Phantom section: Flat Section

DASY4 Configuration:

- Probe: EX3DV3 - SN3507; ConvF(7.68, 7.68, 7.68); Calibrated: 2009/02/12
- Sensor-Surface: 2mm (Mechanical Surface Detection)
- Phantom: Flat Phantom ELI4.0
- Measurement SW: DASY4, V4.7 Build 71; Postprocessing SW: SEMCAD, V1.8 Build 184

Area Scan (51x81x1): Measurement grid: dx=15mm, dy=15mm

Maximum value of SAR (interpolated) = 0.178 mW/g

Zoom Scan (7x7x7)/Cube 0: Measurement grid: dx=5mm, dy=5mm, dz=5mm

Reference Value = 9.29 V/m; Power Drift = 0.104 dB

Peak SAR (extrapolated) = 0.234 W/kg

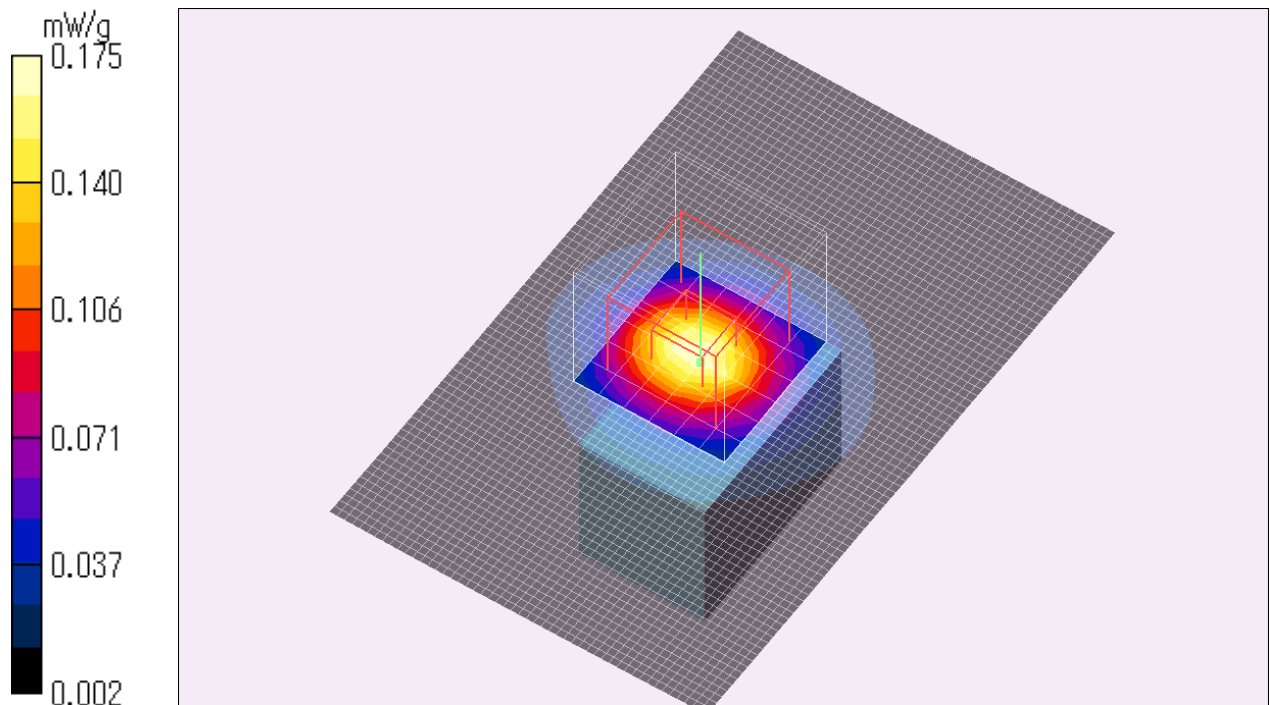
SAR(1 g) = 0.120 mW/g; SAR(10 g) = 0.057 mW/g

Maximum value of SAR (measured) = 0.175 mW/g

Test Date = 11/12/09

Ambient Temperature = 23.7 degree.c

Liquid Temperature = Before 23.3degree.C , After 23.3 degree.C



UL Japan, Inc.

Head Office EMC Lab.

4383-326 Asama-cho, Ise-shi, Mie-ken 516-0021 JAPAN

Telephone : +81 596 24 8116

Facsimile : +81 596 24 8124

DY-WL10/ ant 1/ Vertical-Left/ Front+Rear radiation/ 11b DQPSK/ 2437MHz

Crest factor: 1

Medium: M2450 Medium parameters used: $f = 2450$ MHz; $\sigma = 1.99$ mho/m; $\epsilon_r = 50.3$; $\rho = 1000$ kg/m³

Phantom section: Flat Section

DASY4 Configuration:

- Probe: EX3DV3 - SN3507; ConvF(7.68, 7.68, 7.68); Calibrated: 2009/02/12
- Sensor-Surface: 2mm (Mechanical Surface Detection)
- Phantom: Flat Phantom ELI4.0
- Measurement SW: DASY4, V4.7 Build 71; Postprocessing SW: SEMCAD, V1.8 Build 184

Area Scan (51x81x1): Measurement grid: dx=15mm, dy=15mm

Maximum value of SAR (interpolated) = 0.154 mW/g

Zoom Scan (7x7x7)/Cube 0: Measurement grid: dx=5mm, dy=5mm, dz=5mm

Reference Value = 8.88 V/m; Power Drift = 0.047 dB

Peak SAR (extrapolated) = 0.199 W/kg

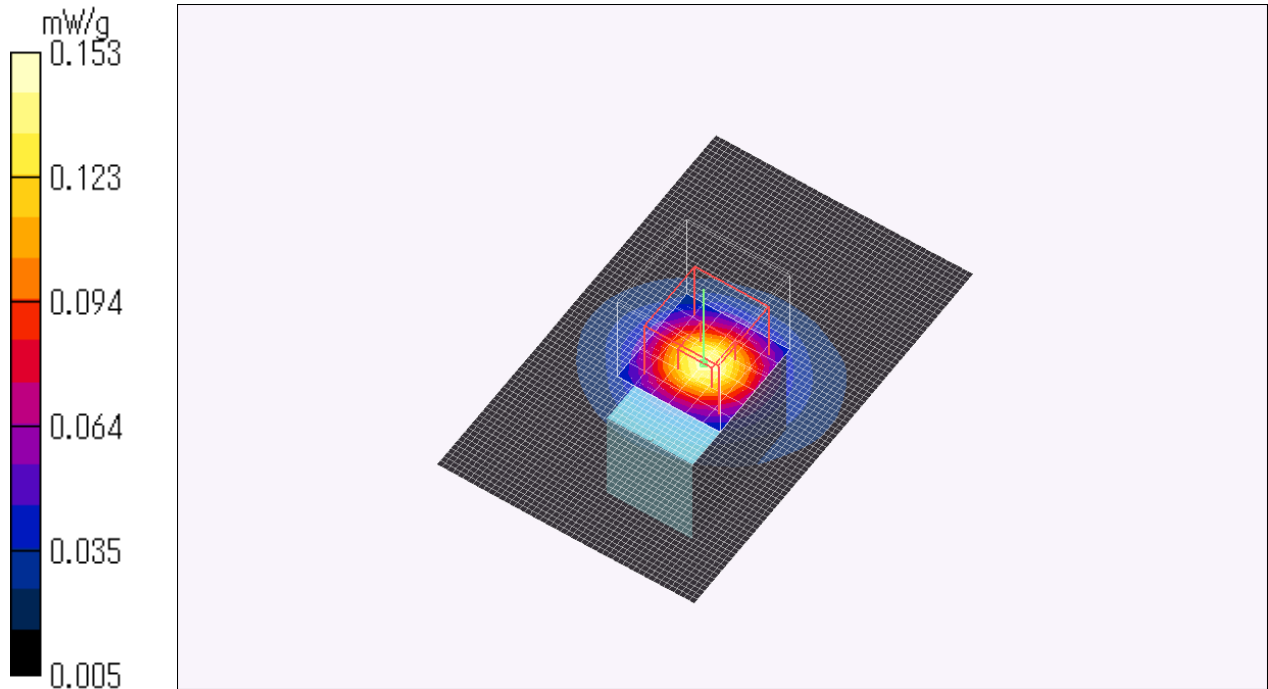
SAR(1 g) = 0.105 mW/g; SAR(10 g) = 0.052 mW/g

Maximum value of SAR (measured) = 0.153 mW/g

Test Date = 10/15/09

Ambient Temperature = 24.5 degree.c

Liquid Temperature = Before 24.0degree.C , After 23.9 degree.C



UL Japan, Inc.

Head Office EMC Lab.

4383-326 Asama-cho, Ise-shi, Mie-ken 516-0021 JAPAN

Telephone : +81 596 24 8116

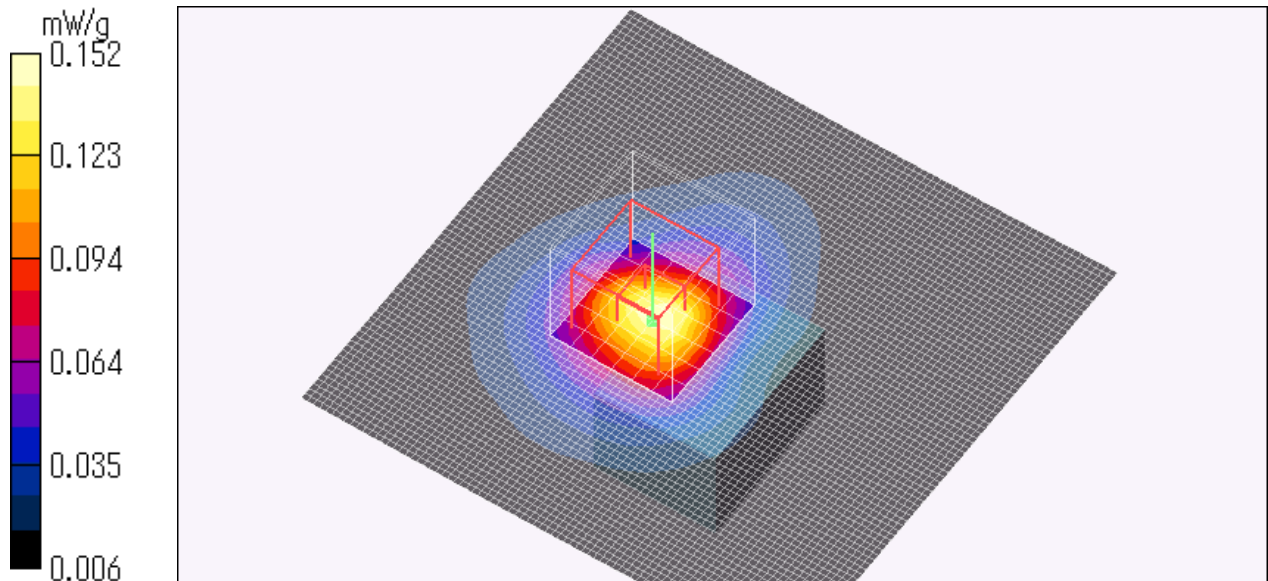
Facsimile : +81 596 24 8124

DY-WL10/ ant 1/ Horizontal-Front/ Default radiation/ 11n-20 BPSK/ 2437MHz

Crest factor: 1
Medium: M2450 Medium parameters used: $f = 2450$ MHz; $\sigma = 1.99$ mho/m; $\epsilon_r = 50.3$; $\rho = 1000$ kg/m³
Phantom section: Flat Section
DASY4 Configuration:
- Probe: EX3DV3 - SN3507; ConvF(7.68, 7.68, 7.68); Calibrated: 2009/02/12
- Sensor-Surface: 2mm (Mechanical Surface Detection)
- Phantom: Flat Phantom ELI4.0
- Measurement SW: DASY4, V4.7 Build 71; Postprocessing SW: SEMCAD, V1.8 Build 184

Area Scan (81x81x1): Measurement grid: dx=15mm, dy=15mm
Maximum value of SAR (interpolated) = 0.152 mW/g

Zoom Scan (7x7x7)/Cube 0: Measurement grid: dx=5mm, dy=5mm, dz=5mm
Reference Value = 6.81 V/m; Power Drift = 0.010 dB
Peak SAR (extrapolated) = 0.202 W/kg
SAR(1 g) = 0.107 mW/g; SAR(10 g) = 0.057 mW/g
Maximum value of SAR (measured) = 0.152 mW/g
Test Date = 10/15/09
Ambient Temperature = 24.5 degree.c
Liquid Temperature = Before 23.9degree.C , After 23.9 degree.C

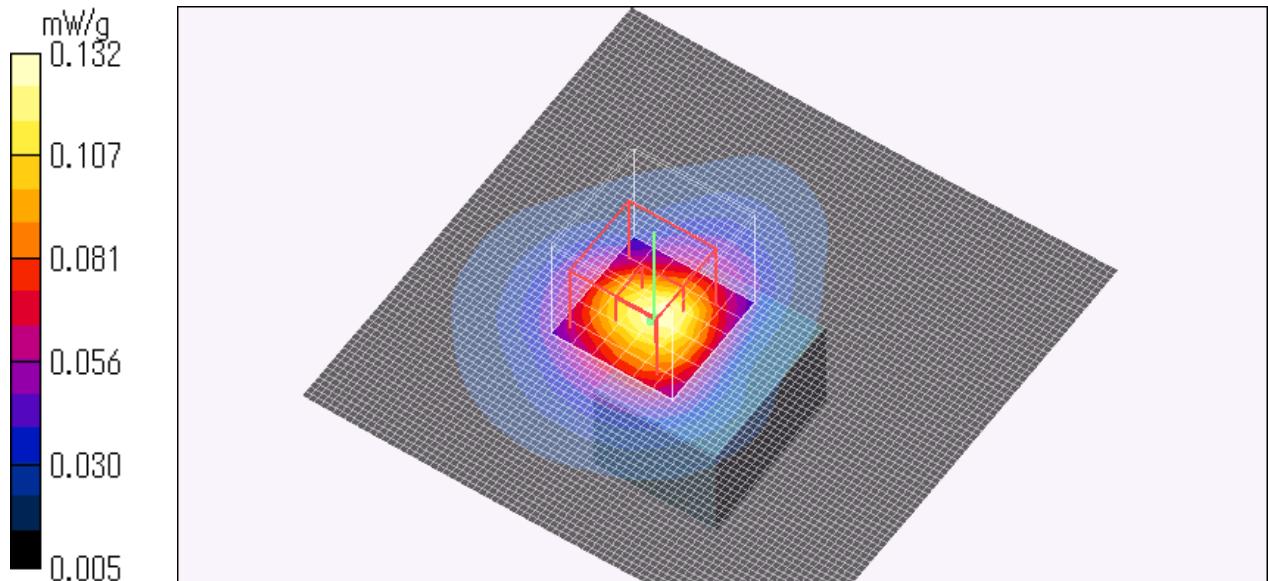


DY-WL10/ ant 1/ Horizontal-Front/ Default radiation/ 11n-40 BPSK/ 2437MHz

Crest factor: 1
Medium: M2450 Medium parameters used: $f = 2450$ MHz; $\sigma = 1.99$ mho/m; $\epsilon_r = 50.3$; $\rho = 1000$ kg/m³
Phantom section: Flat Section
DASY4 Configuration:
- Probe: EX3DV3 - SN3507; ConvF(7.68, 7.68, 7.68); Calibrated: 2009/02/12
- Sensor-Surface: 2mm (Mechanical Surface Detection)
- Phantom: Flat Phantom ELI4.0
- Measurement SW: DASY4, V4.7 Build 71; Postprocessing SW: SEMCAD, V1.8 Build 184

Area Scan (81x81x1): Measurement grid: dx=15mm, dy=15mm
Maximum value of SAR (interpolated) = 0.137 mW/g

Zoom Scan (7x7x7)/Cube 0: Measurement grid: dx=5mm, dy=5mm, dz=5mm
Reference Value = 6.48 V/m; Power Drift = -0.090 dB
Peak SAR (extrapolated) = 0.172 W/kg
SAR(1 g) = 0.093 mW/g; SAR(10 g) = 0.050 mW/g
Maximum value of SAR (measured) = 0.132 mW/g
Test Date = 10/15/09
Ambient Temperature = 24.5 degree.c
Liquid Temperature = Before 23.9degree.C , After 23.9 degree.C



DY-WL10/ ant 1/ Horizontal-Front/ Default radiation/ 11b DQPSK/ 2412MHz

Crest factor: 1

Medium: M2450 Medium parameters used: $f = 2450$ MHz; $\sigma = 1.99$ mho/m; $\epsilon_r = 50.3$; $\rho = 1000$ kg/m³

Phantom section: Flat Section

DASY4 Configuration:

- Probe: EX3DV3 - SN3507; ConvF(7.68, 7.68, 7.68); Calibrated: 2009/02/12
- Sensor-Surface: 2mm (Mechanical Surface Detection)
- Phantom: Flat Phantom ELI4.0
- Measurement SW: DASY4, V4.7 Build 71; Postprocessing SW: SEMCAD, V1.8 Build 184

Area Scan (81x81x1): Measurement grid: dx=15mm, dy=15mm

Maximum value of SAR (interpolated) = 0.219 mW/g

Zoom Scan (7x7x7)/Cube 0: Measurement grid: dx=5mm, dy=5mm, dz=5mm

Reference Value = 8.83 V/m; Power Drift = 0.123 dB

Peak SAR (extrapolated) = 0.306 W/kg

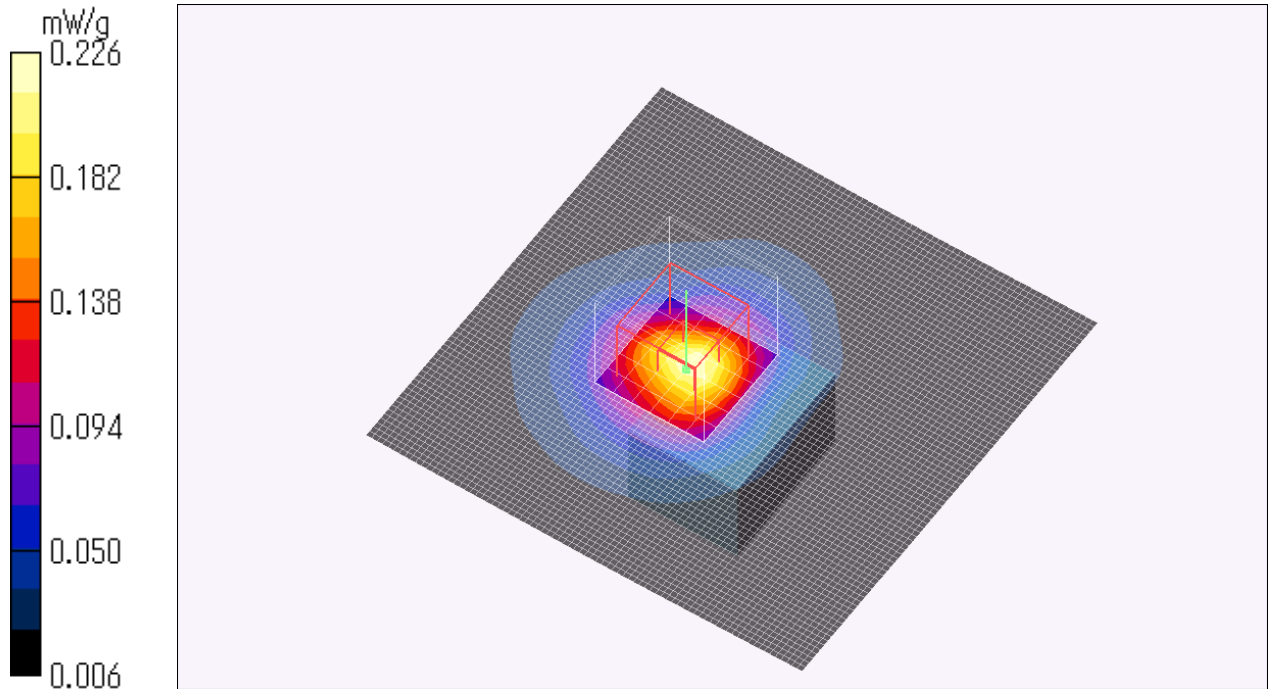
SAR(1 g) = 0.156 mW/g; SAR(10 g) = 0.082 mW/g

Maximum value of SAR (measured) = 0.226 mW/g

Test Date = 10/15/09

Ambient Temperature = 24.5 degree.c

Liquid Temperature = Before 23.5degree.C , After 23.5 degree.C



UL Japan, Inc.

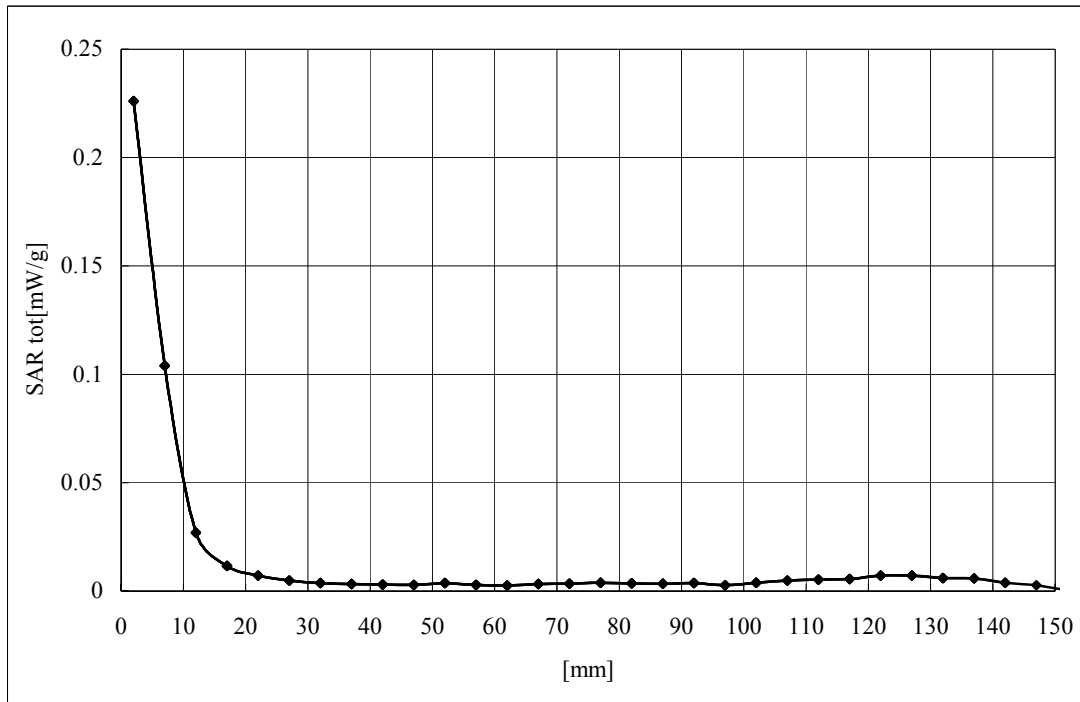
Head Office EMC Lab.

4383-326 Asama-cho, Ise-shi, Mie-ken 516-0021 JAPAN

Telephone : +81 596 24 8116

Facsimile : +81 596 24 8124

Z-axis scan at max SAR location



DY-WL10/ ant 1/ Horizontal-Front/ Default radiation/ 11b DQPSK/ 2462MHz

Crest factor: 1

Medium: M2450 Medium parameters used: $f = 2450$ MHz; $\sigma = 1.99$ mho/m; $\epsilon_r = 50.3$; $\rho = 1000$ kg/m³

Phantom section: Flat Section

DASY4 Configuration:

- Probe: EX3DV3 - SN3507; ConvF(7.68, 7.68, 7.68); Calibrated: 2009/02/12
- Sensor-Surface: 2mm (Mechanical Surface Detection)
- Phantom: Flat Phantom ELI4.0
- Measurement SW: DASY4, V4.7 Build 71; Postprocessing SW: SEMCAD, V1.8 Build 184

Area Scan (81x81x1): Measurement grid: dx=15mm, dy=15mm

Maximum value of SAR (interpolated) = 0.229 mW/g

Zoom Scan (7x7x7)/Cube 0: Measurement grid: dx=5mm, dy=5mm, dz=5mm

Reference Value = 7.17 V/m; Power Drift = -0.054 dB

Peak SAR (extrapolated) = 0.265 W/kg

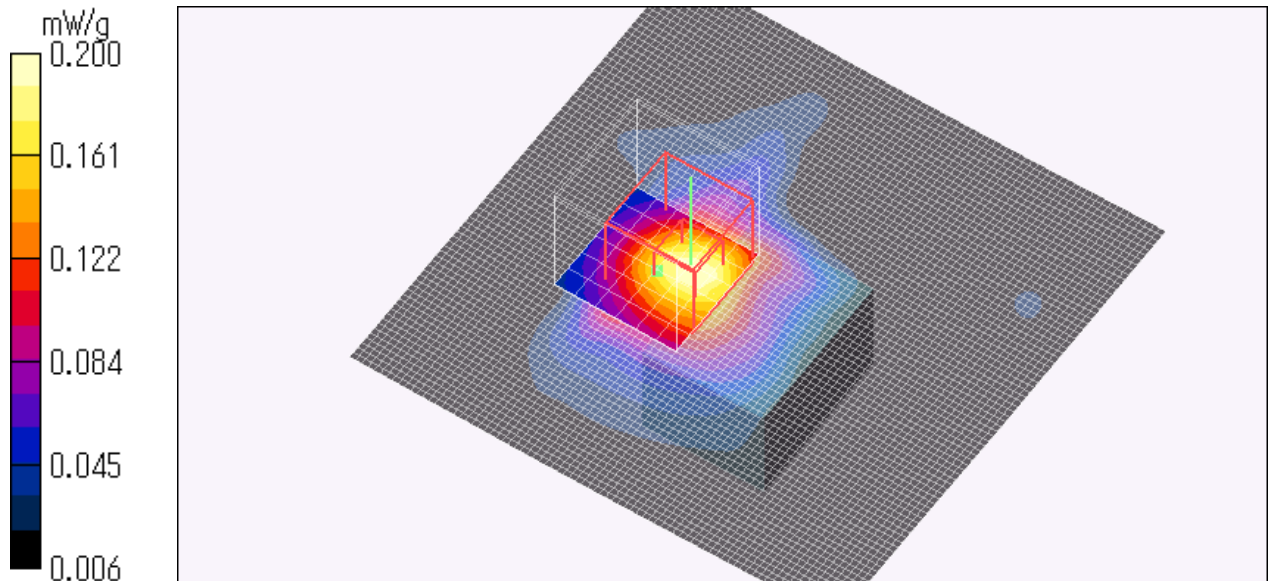
SAR(1 g) = 0.143 mW/g; SAR(10 g) = 0.074 mW/g

Maximum value of SAR (measured) = 0.200 mW/g

Test Date = 10/15/09

Ambient Temperature = 24.5 degree.c

Liquid Temperature = Before 23.5degree.C , After 23.5 degree.C



UL Japan, Inc.

Head Office EMC Lab.

4383-326 Asama-cho, Ise-shi, Mie-ken 516-0021 JAPAN

Telephone : +81 596 24 8116

Facsimile : +81 596 24 8124