



SANMINA-SCI

---

Update for Certification on:

AB6INDS12000

Applicant: Northern Telecom Ltd.



**SANMINA-SCI**

---

This document contains the updates requested by the FCC for the S12000 system. The requested updates were:

1. 1. Photos of the circuit boards mounted in the enclosure
2. 2. Photos or a sketch of the label location on the system



SANMINA-SCI

---

The following picture shows the circuit board mounted in the S12000 Indoor enclosure.



Figure 1: Circuit Boards Mounted in the S12000 Indoor Enclosure



The following diagram shows the position of the modules in the S12000 Indoor base cabinet.

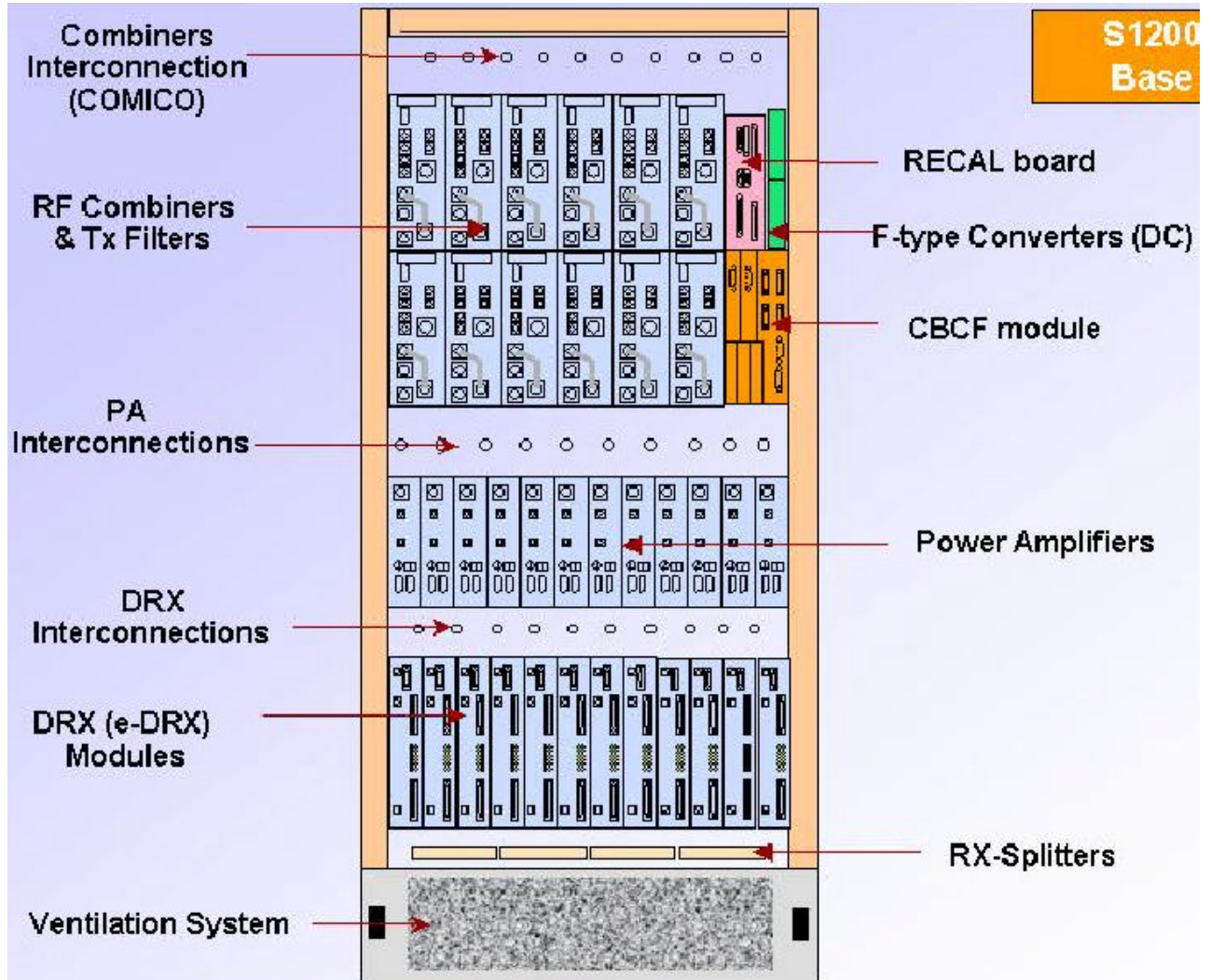


Figure 2: S12000 Indoor BTS Cabinet Layout



Figures 3 and 4 show the FCC label locations on the S12000 Indoor system.

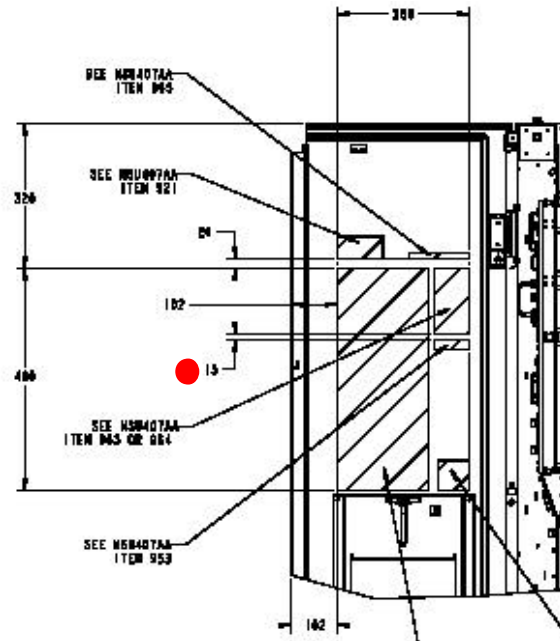


Figure 3: S12000 Indoor BTS - FCC Label Location - Inside Left Front Door (red point in diagram)




Figure 4: S12000 Indoor BTS – FCC Label Location Indicated With Paper Label