

# HCT CO., LTD.

## CERTIFICATE OF COMPLIANCE

### FCC Certification

**Applicant Name:**

ACTScom, Inc.

**Date of Issue:**

September 18, 2012

**Test Site/Location:**

HCT CO., LTD., 105-1, Jangam-ri, Majang-Myeon,  
Icheon-si, Kyunggi-Do, Korea

**Address:**

A-9912, Woolim Lions Valley, 168, Gasandigital 1-ro,  
Geumcheon-gu, Seoul, Korea 153-786

**Report No.:** HCTR1209FR08

**HCT FRN:** 0005866421

**FCC ID : A9B-A930**
**APPLICANT : ACTScom, Inc.**
**FCC Model(s):** A930

**EUT Type:** Android Mini Pad

**Max. RF Output Power:** Wi-Fi 802.11b(22.57 dBm) / Wi-Fi 802.11g (23.36 dBm)  
/ Wi-Fi 802.11n (22.29 dBm)

**Frequency Range:** 2412 MHz -2462 MHz

**Modulation type** CCK/DSSS/OFDM

**FCC Classification:** Digital Transmission System(DTS)

**FCC Rule Part(s):** Part 15.247

**Engineering Statement:**

The measurements shown in this report were made in accordance with the procedures indicated, and the emissions from this equipment were found to be within the limits applicable. I assume full responsibility for the accuracy and completeness of these measurements, and for the qualifications of all persons taking them.

HCT CO., LTD. Certifies that no party to this application has subject to a denial of Federal benefits that includes FCC benefits pursuant to section 5301 of the Anti-Drug Abuse Act of 1998, 21 U.S. C.853(a)


**Report prepared by**  
: Jong Seok Lee

**Test engineer of RF Team**

**Approved by**  
: Chagn Seok Choi

**Manager of RF Team**

This report only responds to the tested sample and may not be reproduced, except in full, without written approval of the HCT Co., Ltd.

FCC PT.15.247 TEST REPORT	FCC CERTIFICATION REPORT		<a href="http://www.hct.co.kr">www.hct.co.kr</a>
Test Report No. HCTR1209FR08	Date of Issue: September 18, 2012	EUT Type: Android Mini Pad	FCC ID: A9B-A930

# Version

TEST REPORT NO.	DATE	DESCRIPTION
HCTR1209FR08	September 18, 2012	- First Approval Report

# Table of Contents

1. GENERAL INFORMATION .....	4
2. EUT DESCRIPTION .....	4
3. TEST METHODOLOGY .....	5
3.1 EUT CONFIGURATION .....	5
3.2 EUT EXERCISE .....	5
3.3 GENERAL TEST PROCEDURES .....	5
3.4 DESCRIPTION OF TEST MODES .....	5
4. INSTRUMENT CALIBRATION.....	6
5. FACILITIES AND ACCREDITATIONS .....	6
5.1 FACILITIES .....	6
5.2 EQUIPMENT .....	6
6. ANTENNA REQUIREMENTS .....	7
7. SUMMARY TEST OF RESULTS .....	8
8. TEST RESULT .....	9
8.1 6dB BANDWIDTH (802.11b/g/n) .....	9
8.2 OUTPUT POWER (802.11b/g/n) .....	1 6
8.3 POWER SPECTRAL DENSITY (802.11b/g/n).....	8 4
8.4 OUT OF BAND EMISSIONS AT THE BAND EDGE/ CONDUCTED SPURIOUS EMISSIONS ...	9 1
8.5 RADIATED MEASUREMENT.....	1 0 6
8.5.1 RADIATED SPURIOUS EMISSIONS.....	1 0 6
8.5.2 RADIATED RESTRICTED BAND EDGES .....	1 1 4
8.6 POWERLINE CONDUCTED EMISSIONS .....	1 1 5
9. LIST OF TEST EQUIPMENT .....	1 2 0

FCC PT.15.247 TEST REPORT	FCC CERTIFICATION REPORT		<a href="http://www.hct.co.kr">www.hct.co.kr</a>
Test Report No. HCTR1209FR08	Date of Issue: September 18, 2012	EUT Type: Android Mini Pad	FCC ID: A9B-A930

## 1. GENERAL INFORMATION

**Applicant:** ACTScom, Inc.  
**Address:** A-9912, Woolim Lions Valley, 168, Gasandigital 1-ro, Geumcheon-gu, Seoul,  
Korea 153-786  
**FCC ID:** A9B-A930  
**EUT Type:** Android Mini Pad  
**Model name(s):** A930  
**Date(s) of Tests:** September 12, 2012 ~ September 13, 2012  
**Place of Tests:** HCT Co., Ltd.  
105-1, Jangam-ri , Majang-Myeon, Icheon-si, Kyunggi-Do, 467-811, KOREA.  
(IC Recognition No. : 5944A-3)

## 2. EUT DESCRIPTION

<b>EUT Type</b>	Android Mini Pad	
<b>FCC Model Name</b>	A930	
<b>Power Supply</b>	DC 3.7 V	
<b>Battery type</b>	Li-ion Battery(Standard)	
<b>Frequency Range</b>	TX: 2412 MHz ~ 2462 MHz RX: 2412 MHz ~ 2462 MHz	
<b>Max. RF Output Power</b>	Peak	Wi-Fi 802.11b(22.57 dBm) / Wi-Fi 802.11g (23.36 dBm) / Wi-Fi 802.11n (22.29 dBm)
	Average	Wi-Fi 802.11b(16.14 dBm) / Wi-Fi 802.11g (14.95 dBm) / Wi-Fi 802.11n (13.80 dBm)
<b>Modulation Type</b>	DSSS/CCK(802.11b), OFDM(802.11g, 802.11n)	
<b>Antenna Specification</b>	Manufacturer: Partron Antenna type: Chip Antenna Peak Gain : -1.21 dBi	

### 3. TEST METHODOLOGY

The measurement procedure described in the American National Standard for Testing Unlicensed Wireless Devices(ANSI C63.10-2009) and FCC KDB 558074 D01 DTS Meas Guidance V01 dated January 18, 2012 entitled "Guidance for Performing Compliance Measurements on Digital Transmission Systems(DTS) Operating Under §15.247" were used in the measurement.

#### 3.1 EUT CONFIGURATION

The EUT configuration for testing is installed on RF field strength measurement to meet the Commissions requirement and operating in a manner that intends to maximize its emission characteristics in a continuous normal application.

#### 3.2 EUT EXERCISE

The EUT was operated in the engineering mode to fix the Tx frequency that was for the purpose of the measurements. According to its specifications, the EUT must comply with the requirements of the Section 15.207, 15.209 and 15.247 under the FCC Rules Part 15 Subpart C.

#### 3.3 GENERAL TEST PROCEDURES

##### Conducted Emissions

The EUT is placed on the turntable, which is 0.8 m above ground plane. According to the requirements in Section 6.2 of ANSI C63.10. (Version :2009) Conducted emissions from the EUT measured in the frequency range between 0.15 MHz and 30MHz using CISPR Quasi-peak and average detector modes.

##### Radiated Emissions

The EUT is placed on a turn table, which is 0.8 m above ground plane. The turntable shall rotate 360 degrees to determine the position of maximum emission level. EUT is set 3 m away from the receiving antenna, which varied from 1 m to 4 m to find out the highest emission. And also, each emission was to be maximized by changing the polarization of receiving antenna both horizontal and vertical. In order to find out the max. emission, the relative positions of this hand-held transmitter (EUT) was rotated through three orthogonal axes according to the requirements in Section 6.3 of ANSI C63.10. (Version: 2009).

#### 3.4 DESCRIPTION OF TEST MODES

The EUT has been tested under operating condition. Test program used to control the EUT for staying in continuous transmitting and receiving mode is programmed.

Channel low, mid and high with highest data rate (worst case) is chosen for full testing.

<b>FCC PT.15.247 TEST REPORT</b>	<b>FCC CERTIFICATION REPORT</b>		<a href="http://www.hct.co.kr">www.hct.co.kr</a>
<b>Test Report No.</b> HCTR1209FR08	<b>Date of Issue:</b> September 18, 2012	<b>EUT Type:</b> Android Mini Pad	<b>FCC ID:</b> A9B-A930

## 4. INSTRUMENT CALIBRATION

The measuring equipment, which was utilized in performing the tests documented herein, has been calibrated in accordance with the manufacturer's recommendations for utilizing calibration equipments, which is traceable to recognized national standards.

## 5. FACILITIES AND ACCREDITATIONS

### 5.1 FACILITIES

The SAC(Semi-Anechoic Chamber) and conducted measurement facility used to collect the radiated data are located at the 105-1, Jangam-ri, Majang-Myeon, Icheon-si, Kyunggi-Do, 467-811, Korea. The site is constructed in conformance with the requirements of ANSI C63.4. (Version :2003) and CISPR Publication 22. Detailed description of test facility was submitted to the Commission and accepted dated March 02, 2011 (Registration Number: 90661)

### 5.2 EQUIPMENT

Radiated emissions are measured with one or more of the following types of Linearly polarized antennas: tuned dipole, bi-conical, log periodic, bi-log, and/or ridged waveguide, horn. Spectrum analyzers with pre-selectors and quasi-peak detectors are used to perform radiated measurements. Conducted emissions are measured with Line Impedance Stabilization Networks and EMI Test Receivers. Calibrated wideband preamplifiers, coaxial cables, and coaxial attenuators are also used for making measurements.

All receiving equipment conforms to CISPR Publication 16-1, "Radio Interference Measuring Apparatus and Measurement Methods."

<b>FCC PT.15.247 TEST REPORT</b>	<b>FCC CERTIFICATION REPORT</b>		<a href="http://www.hct.co.kr">www.hct.co.kr</a>
<b>Test Report No.</b> HCTR1209FR08	<b>Date of Issue:</b> September 18, 2012	<b>EUT Type:</b> Android Mini Pad	<b>FCC ID:</b> A9B-A930

## 6. ANTENNA REQUIREMENTS

### According to FCC 47 CFR §15.203:

“An intentional radiator antenna shall be designed to ensure that no antenna other than that furnished by the responsible party can be used with the device. The use of a permanently attached antenna or of an antenna that uses a unique coupling to the intentional radiator shall be considered sufficient to comply with the provisions of this section.”

\* The antennas of this E.U.T are permanently attached.

\*The E.U.T Complies with the requirement of §15.203

FCC PT.15.247 TEST REPORT	FCC CERTIFICATION REPORT		<a href="http://www.hct.co.kr">www.hct.co.kr</a>
Test Report No. HCTR1209FR08	Date of Issue: September 18, 2012	EUT Type: Android Mini Pad	FCC ID: A9B-A930

## 7. SUMMARY TEST OF RESULTS

Test Description	FCC Part Section(s)	Test Limit	Test Condition	Test Result
6 dB Bandwidth	§15.247(a)(2)	> 500 kHz	CONDUCTED	PASS
Conducted Maximum Peak Output Power	§15.247(b)(3)	< 1 Watt		PASS
Power Spectral Density	§15.247(e)	< 8 dBm / 3 kHz Band		PASS
Band Edge(Out of Band Emissions)	§15.247(d)	Conducted < 20 dBc		PASS
AC Power line Conducted Emissions	§15.207	cf. Section 8.6		PASS
Radiated Spurious Emissions	§15.205, 15.209	cf. Section 8.5.1	RADIATED	PASS
Radiated Restricted Band Edge	§15.247(d), 15.205, 15.209	cf. Section 8.5.2		PASS



## 8. TEST RESULT

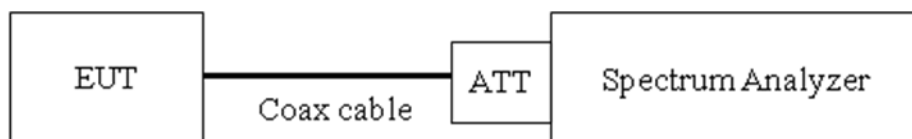
### 8.1 6dB BANDWIDTH (802.11b/g/n)

#### Test Requirements and limit, §15.247(a)(2)

The bandwidth at 6dB down from the highest in-band spectral density is measured with a spectrum analyzer connected to the receive antenna while the EUT is operating in transmission mode at the appropriate frequencies.

**The minimum permissible 6dB bandwidth is 500 kHz.**

#### ■ TEST CONFIGURATION



#### ■ TEST PROCEDURE

The transmitter output is connected to the Spectrum Analyzer.

The Spectrum Analyzer is set to

RBW = 1 – 5 % of the EBW

VBW = 3 \* RBW

SPAN = 40 MHz

Detector = Peak

Trace mode = max hold

Sweep = auto couple

<b>FCC PT.15.247 TEST REPORT</b>	<b>FCC CERTIFICATION REPORT</b>		<a href="http://www.hct.co.kr">www.hct.co.kr</a>
<b>Test Report No.</b> HCTR1209FR08	<b>Date of Issue:</b> September 18, 2012	<b>EUT Type:</b> Android Mini Pad	<b>FCC ID:</b> A9B-A930

# TEST RESULTS

## Conducted 6dB Bandwidth Measurements for 802.11b

802.11b Mode		Measured Bandwidth [MHz]	Minimum Bandwidth [MHz]	Pass / Fail
Frequency [MHz]	Channel No.			
2412	1	8.078	0.500	Pass
2437	6	7.835	0.500	Pass
2462	11	8.094	0.500	Pass

## Conducted 6dB Bandwidth Measurements for 802.11g

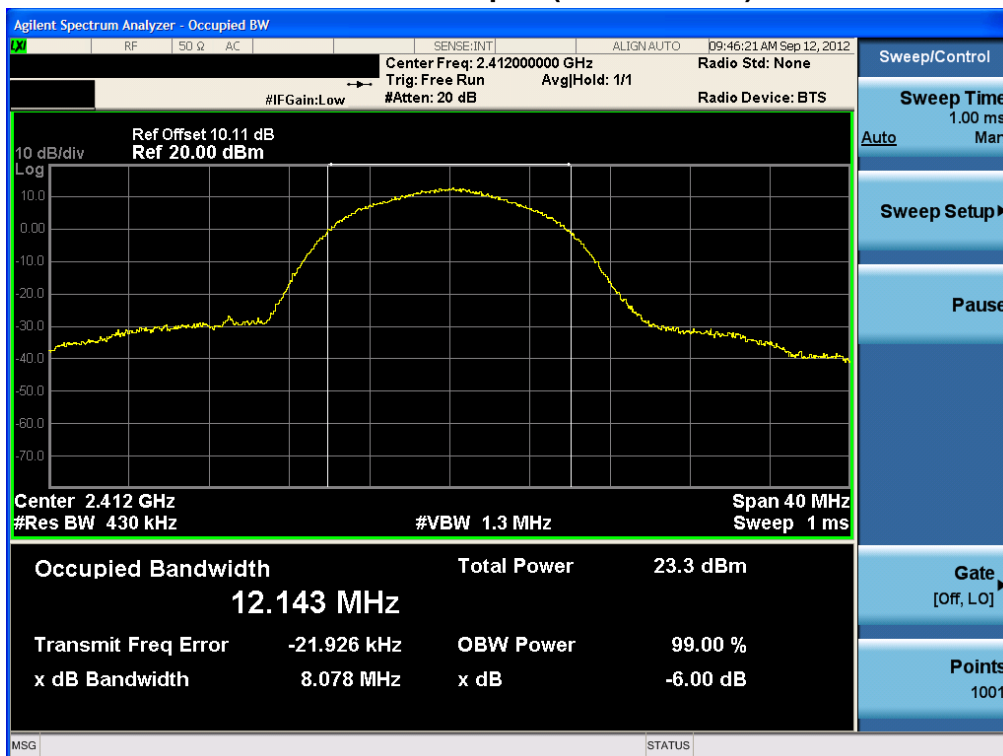
802.11g Mode		Measured Bandwidth [MHz]	Minimum Bandwidth [MHz]	Pass / Fail
Frequency [MHz]	Channel No.			
2412	1	15.720	0.500	Pass
2437	6	15.690	0.500	Pass
2462	11	15.790	0.500	Pass

## Conducted 6dB Bandwidth Measurements for 802.11n

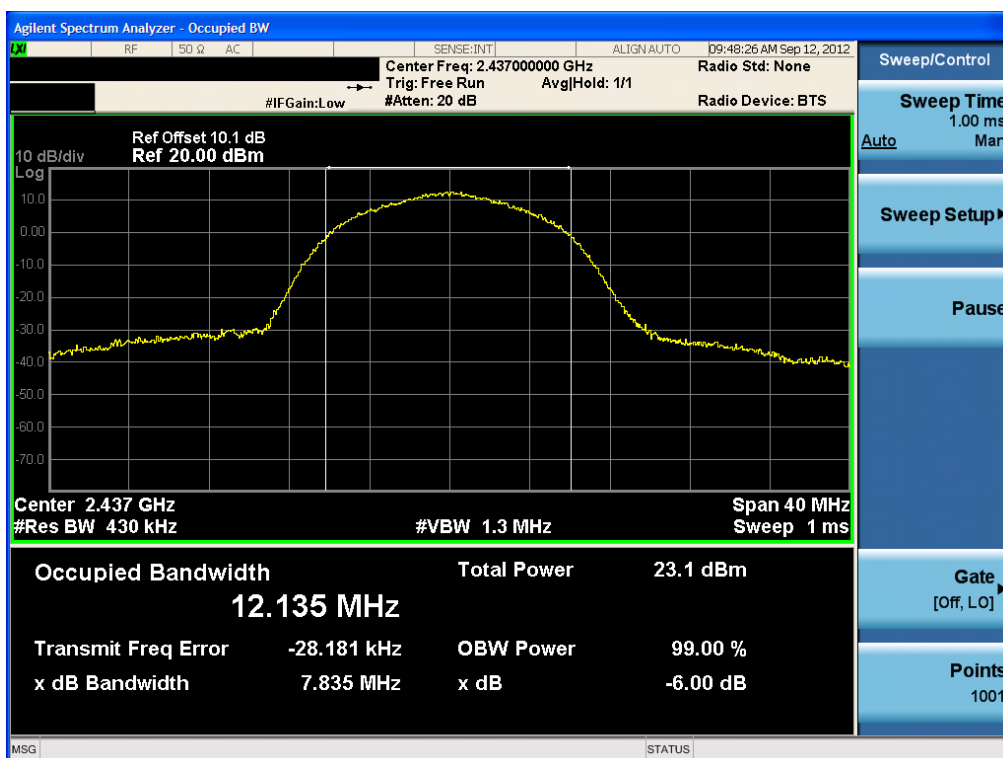
802.11n Mode		Measured Bandwidth [MHz]	Minimum Bandwidth [MHz]	Pass / Fail
Frequency [MHz]	Channel No.			
2412	1	17.020	0.500	Pass
2437	6	17.370	0.500	Pass
2462	11	17.170	0.500	Pass

■ RESULT PLOTS

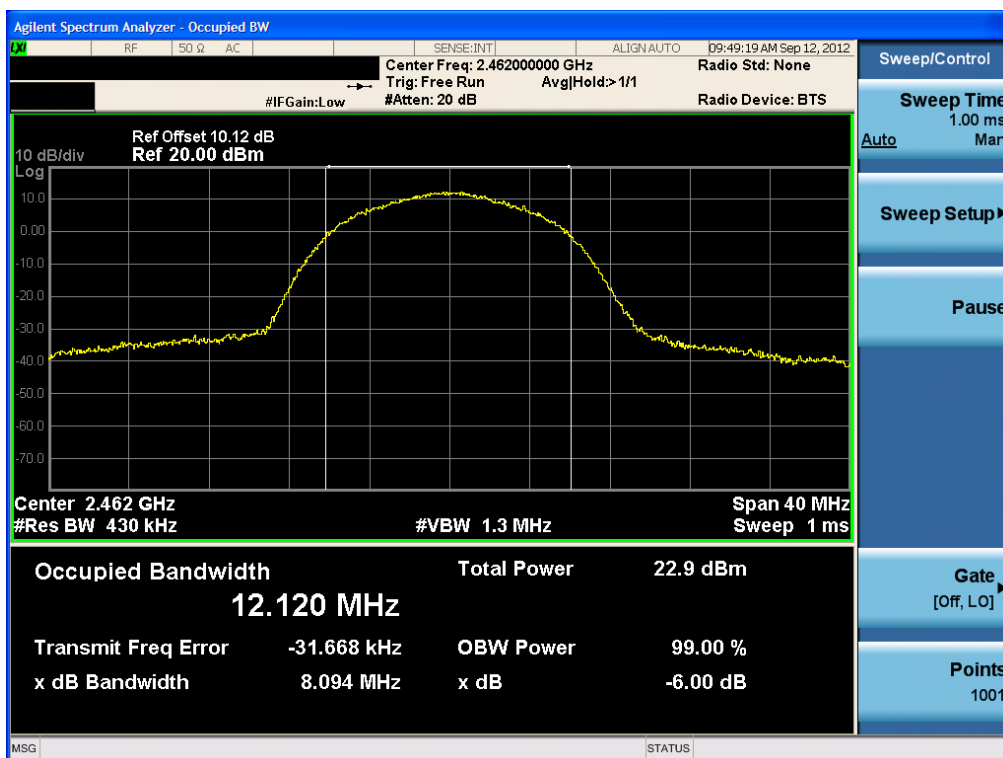
6dB Bandwidth plot (802.11b-CH 1)



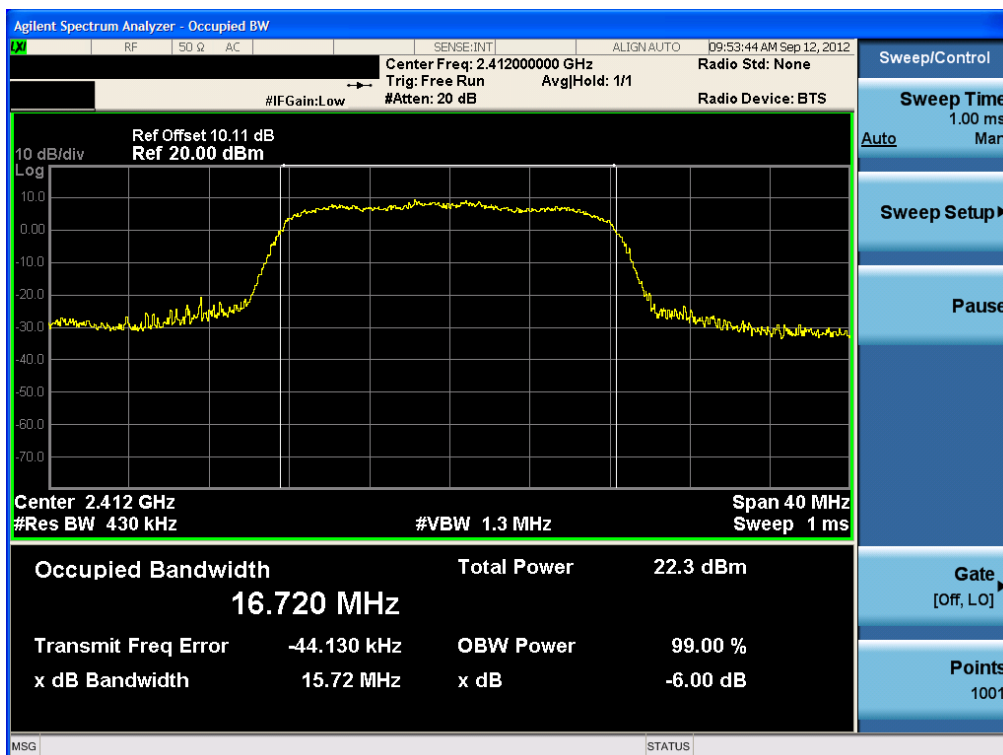
6dB Bandwidth plot (802.11b-CH 6)



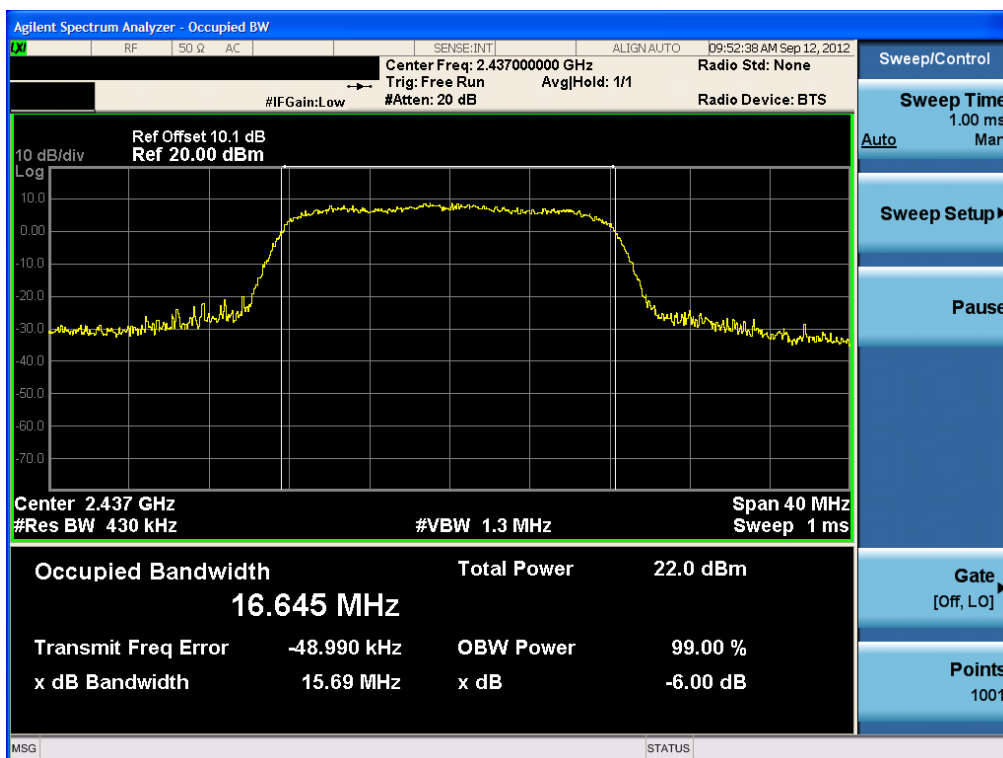
### 6dB Bandwidth plot (802.11b-CH 11)



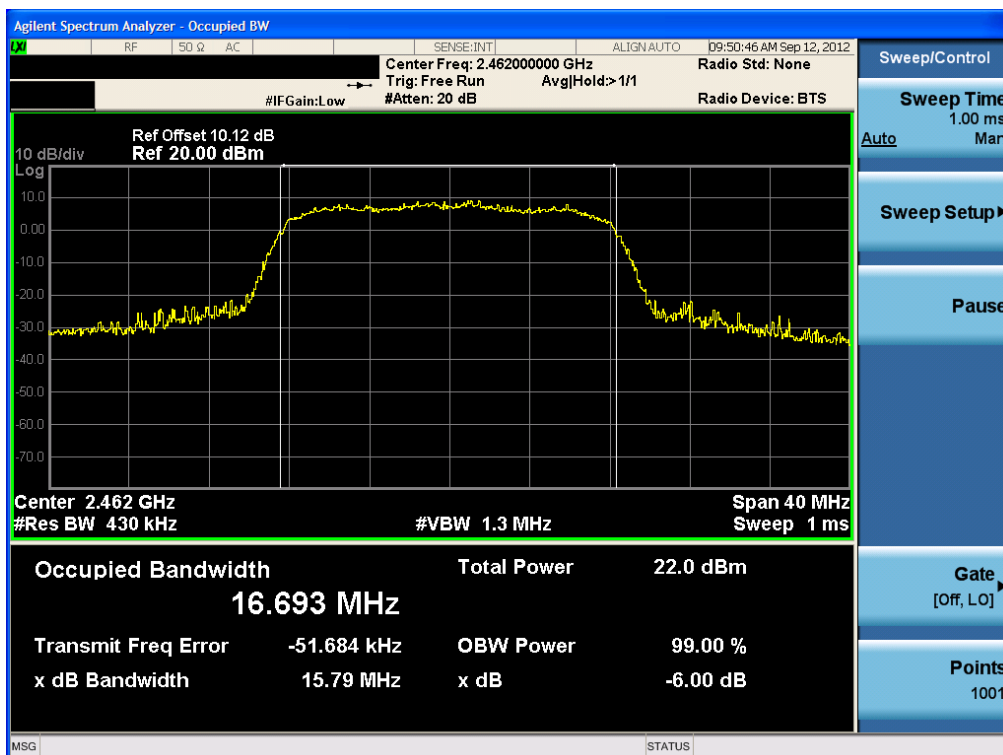
### 6dB Bandwidth plot (802.11g-CH 1)



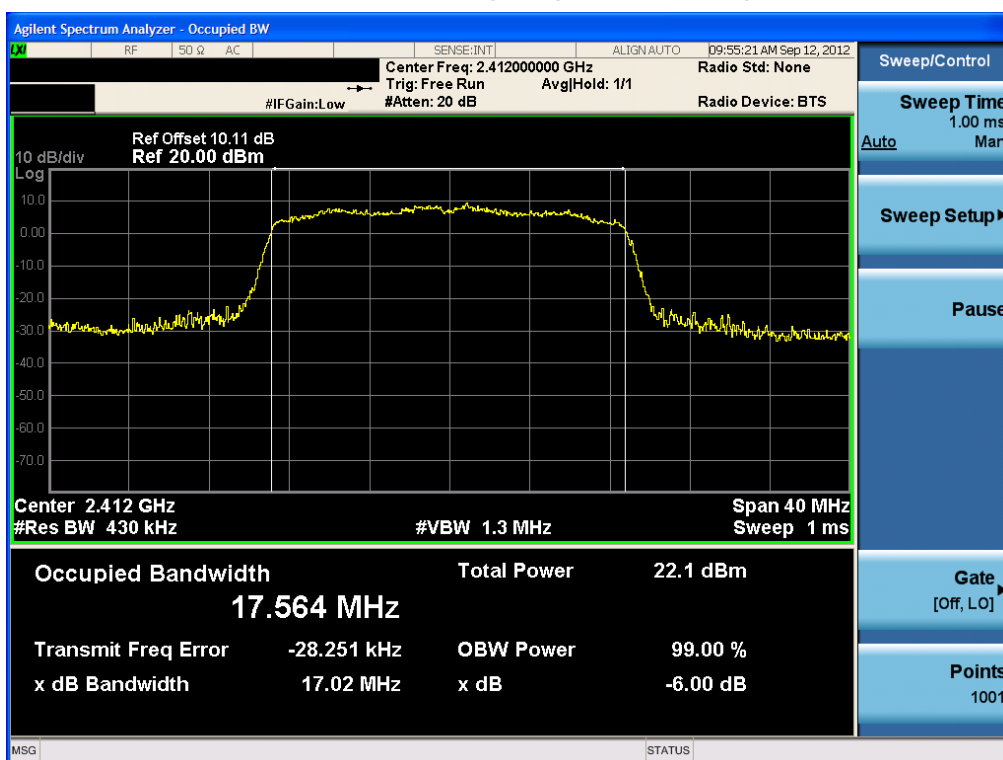
### 6dB Bandwidth plot (802.11g-CH 6)



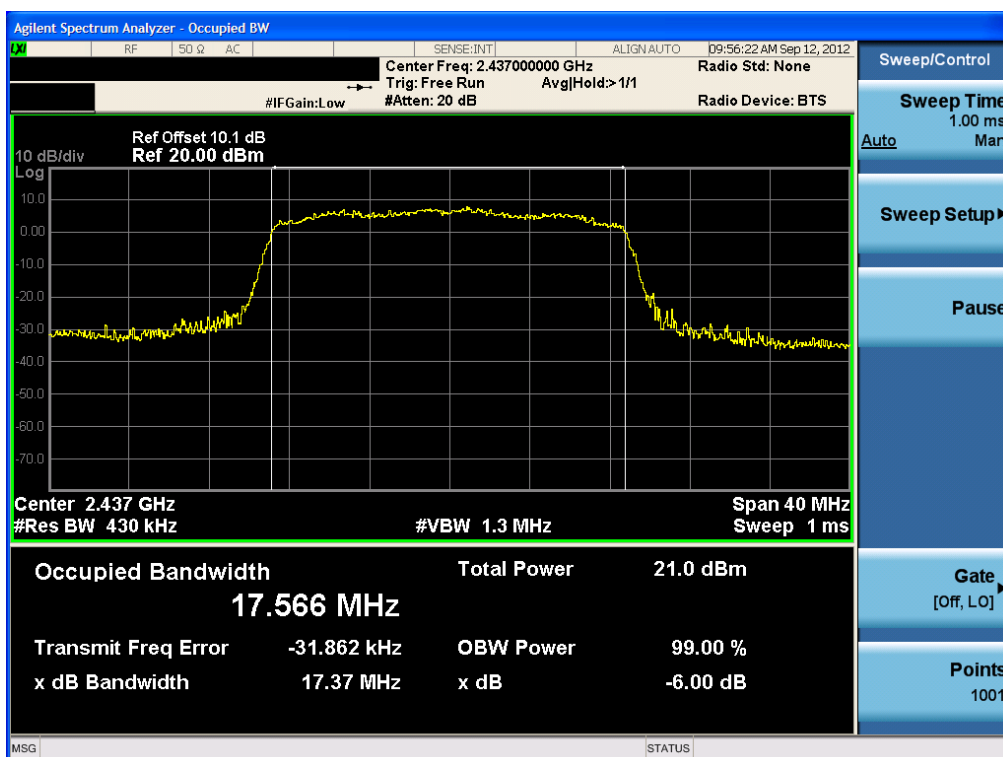
### 6dB Bandwidth plot (802.11g-CH 11)



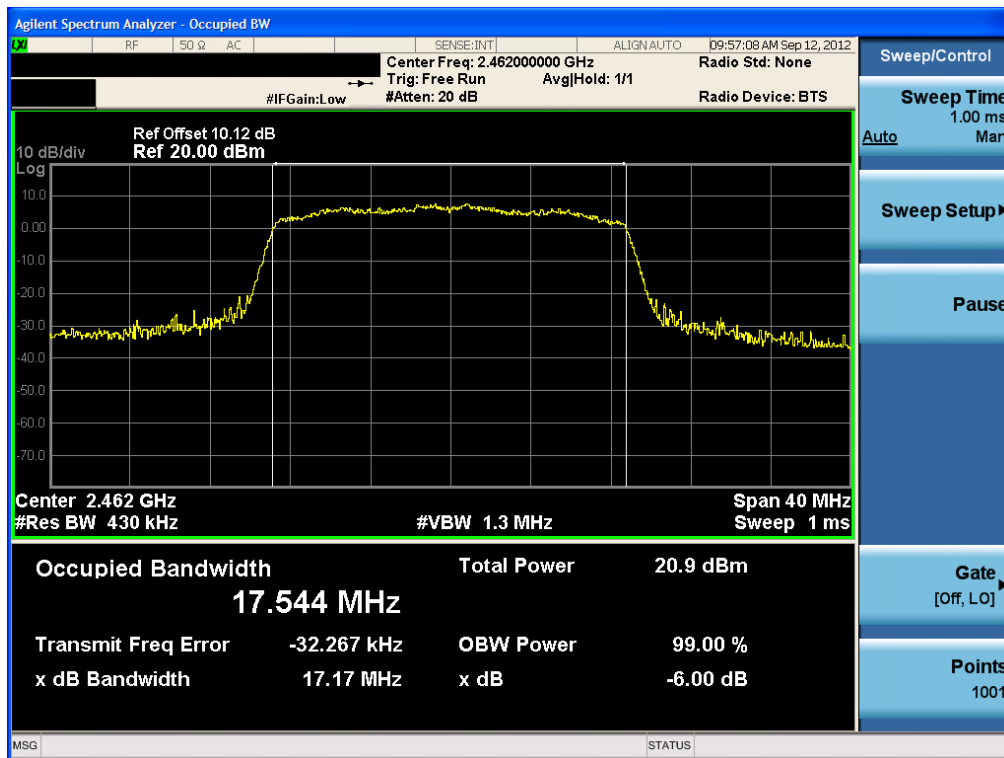
### 6dB Bandwidth plot (802.11n-CH 1)



### 6dB Bandwidth plot (802.11n-CH 6)



### 6dB Bandwidth plot (802.11n-CH 11)



FCC PT.15.247 TEST REPORT	FCC CERTIFICATION REPORT		<a href="http://www.hct.co.kr">www.hct.co.kr</a>
Test Report No. HCTR1209FR08	Date of Issue: September 18, 2012	EUT Type: Android Mini Pad	FCC ID: A9B-A930

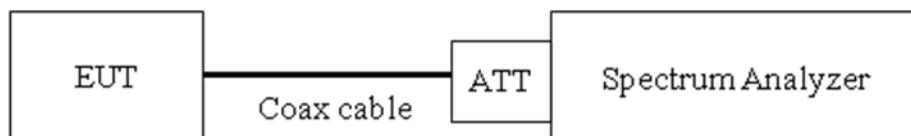
## 8.2 OUTPUT POWER (802.11b/g/n)

### Test Requirements and limit, §15.247(b)(3)

A transmitter antenna terminal of EUT is connected to the input of a Spectrum Analyzer. Measurement is made while the EUT is operating in transmission mode at the appropriate frequencies.

**The maximum permissible conducted output power is 1 Watt.**

#### ■ TEST CONFIGURATION



#### ■ TEST PROCEDURE

The transmitter output is connected to the Spectrum Analyzer. We use the spectrum analyzer's integrated band power measurement function. We tested according to KDB 558074(issued 1/18/2012).

This EUT TX condition is actual operating mode(not near 100 % duty cycle) by WLAN test program.

The Spectrum Analyzer is set to

- Peak Power( Measurement Procedure PK2 in KDB 558074)

RBW = 1 MHz

VBW = 3 MHz

SPAN = 5 – 30 % greater than the EBW

Detector Mode = Peak

Integrated bandwidth = EBW

Sweep = auto couple

Trace Mode = max hold

- Average Power(Measurement Procedure AVG2 in KDB 558074)

RBW = 1 MHz

VBW = 3 MHz

SPAN = 5 – 30 % greater than the EBW

Detector Mode = power averaging(RMS) or sample

Integrated bandwidth = EBW

Sweep = auto couple

Sweep Point = 1001

Trace average at least 100 traces in power averaging(RMS) mode

<b>FCC PT.15.247 TEST REPORT</b>	<b>FCC CERTIFICATION REPORT</b>		<a href="http://www.hct.co.kr">www.hct.co.kr</a>
<b>Test Report No.</b> HCTR1209FR08	<b>Date of Issue:</b> September 18, 2012	<b>EUT Type:</b> Android Mini Pad	<b>FCC ID:</b> A9B-A930



# ■ **Sample Calculation**

$$\begin{aligned}\text{Output Power} &= \text{Reading Value} + \text{ATT loss} + \text{Cable loss(1 ea)} \\ &= 10 \text{ dBm} + 10 \text{ dB} + 0.8 \text{ dB} = 20.8 \text{ dBm}\end{aligned}$$

Note :

1. Spectrum reading values are not plot data. The power results in plot is already including the actual values of loss for the attenuator and cable combination.
2. Spectrum offset = Attenuator loss + Cable loss
3. We apply to the offset in the 2.4 GHz range that was rounded off to the closest tenth dB. Actual value of loss for the attenuator and cable combination is below table.

Band	Frequency(MHz)	Loss(dB)
2.4 GHz	2412	10.11
	2437	10.10
	2462	10.12

(Actual value of loss for the attenuator and cable combination)

**■ TEST RESULTS-Peak**
**Conducted Output Power Measurements (802.11b Mode)**

802.11b Mode		Rate (Mbps)	Measured Power(dBm)	Limit (dBm)
Frequency[MHz]	Channel No.			
2412	1	1 Mbps	18.75	30
		2 Mbps	19.60	30
		5.5 Mbps	20.86	30
		11 Mbps	22.57	30
2437	6	1 Mbps	18.82	30
		2 Mbps	19.35	30
		5.5 Mbps	20.70	30
		11 Mbps	22.23	30
2462	11	1 Mbps	18.89	30
		2 Mbps	19.18	30
		5.5 Mbps	20.60	30
		11 Mbps	22.22	30

### Conducted Output Power Measurements (802.11g Mode)

802.11g Mode		Rate (Mbps)	Measured Power(dBm)	Limit (dBm)
Frequency[MHz]	Channel No.			
2412	1	6 Mbps	22.96	30
		9 Mbps	22.93	30
		12 Mbps	22.71	30
		18 Mbps	22.74	30
		24 Mbps	23.36	30
		36 Mbps	23.03	30
		48 Mbps	23.11	30
		54 Mbps	23.22	30
2437	6	6 Mbps	22.70	30
		9 Mbps	22.72	30
		12 Mbps	22.65	30
		18 Mbps	22.47	30
		24 Mbps	23.04	30
		36 Mbps	22.95	30
		48 Mbps	22.98	30
		54 Mbps	23.02	30
2462	11	6 Mbps	22.63	30
		9 Mbps	22.71	30
		12 Mbps	22.60	30
		18 Mbps	22.56	30
		24 Mbps	23.13	30
		36 Mbps	22.94	30
		48 Mbps	22.99	30
		54 Mbps	23.08	30

### Conducted Output Power Measurements (802.11n Mode)

802.11n Mode		Rate (Mbps)	Measured Power(dBm)	Limit (dBm)
Frequency[MHz]	Channel No.			
2412	1	6.5 Mbps	21.76	30
		13 Mbps	21.78	30
		19.5 Mbps	21.66	30
		26 Mbps	22.13	30
		39 Mbps	22.04	30
		52 Mbps	22.07	30
		58.5 Mbps	22.24	30
		65 Mbps	22.29	30
2437	6	6.5 Mbps	21.71	30
		13 Mbps	21.42	30
		19.5 Mbps	21.59	30
		26 Mbps	22.10	30
		39 Mbps	21.83	30
		52 Mbps	21.95	30
		58.5 Mbps	22.03	30
		65 Mbps	22.16	30
2462	11	6.5 Mbps	21.59	30
		13 Mbps	21.54	30
		19.5 Mbps	21.49	30
		26 Mbps	21.92	30
		39 Mbps	21.76	30
		52 Mbps	21.68	30
		58.5 Mbps	21.83	30
		65 Mbps	21.64	30

**■ TEST RESULTS-Average**
**Conducted Output Power Measurements (802.11b Mode)**

802.11b Mode		Rate (Mbps)	Measured Power(dBm)	Limit (dBm)
Frequency[MHz]	Channel No.			
2412	1	1 Mbps	15.88	30
		2 Mbps	16.11	30
		5.5 Mbps	15.90	30
		11 Mbps	15.72	30
2437	6	1 Mbps	15.58	30
		2 Mbps	15.85	30
		5.5 Mbps	15.68	30
		11 Mbps	15.43	30
2462	11	1 Mbps	15.56	30
		2 Mbps	15.76	30
		5.5 Mbps	15.58	30
		11 Mbps	15.35	30

### Conducted Output Power Measurements (802.11g Mode)

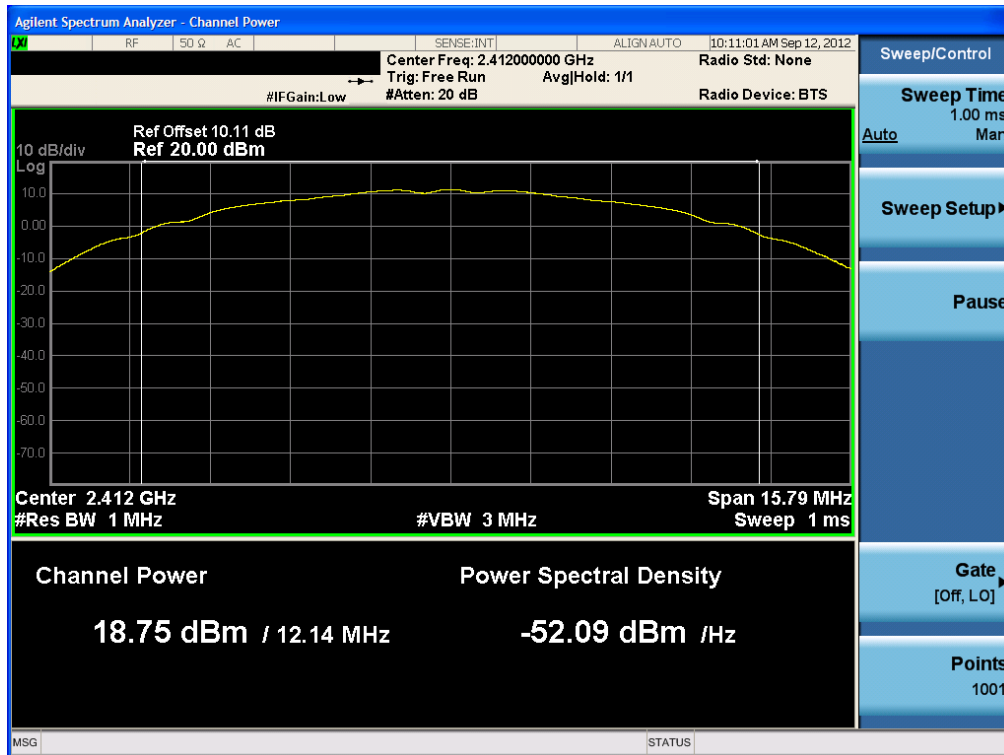
802.11g Mode		Rate (Mbps)	Measured Power(dBm)	Limit (dBm)
Frequency[MHz]	Channel No.			
2412	1	6 Mbps	14.95	30
		9 Mbps	14.74	30
		12 Mbps	14.61	30
		18 Mbps	14.42	30
		24 Mbps	14.16	30
		36 Mbps	13.71	30
		48 Mbps	13.39	30
		54 Mbps	13.30	30
2437	6	6 Mbps	14.70	30
		9 Mbps	14.47	30
		12 Mbps	14.39	30
		18 Mbps	14.19	30
		24 Mbps	13.87	30
		36 Mbps	13.51	30
		48 Mbps	13.11	30
		54 Mbps	13.07	30
2462	11	6 Mbps	14.60	30
		9 Mbps	14.55	30
		12 Mbps	14.43	30
		18 Mbps	14.11	30
		24 Mbps	13.97	30
		36 Mbps	13.51	30
		48 Mbps	13.13	30
		54 Mbps	13.00	30

### Conducted Output Power Measurements (802.11n Mode)

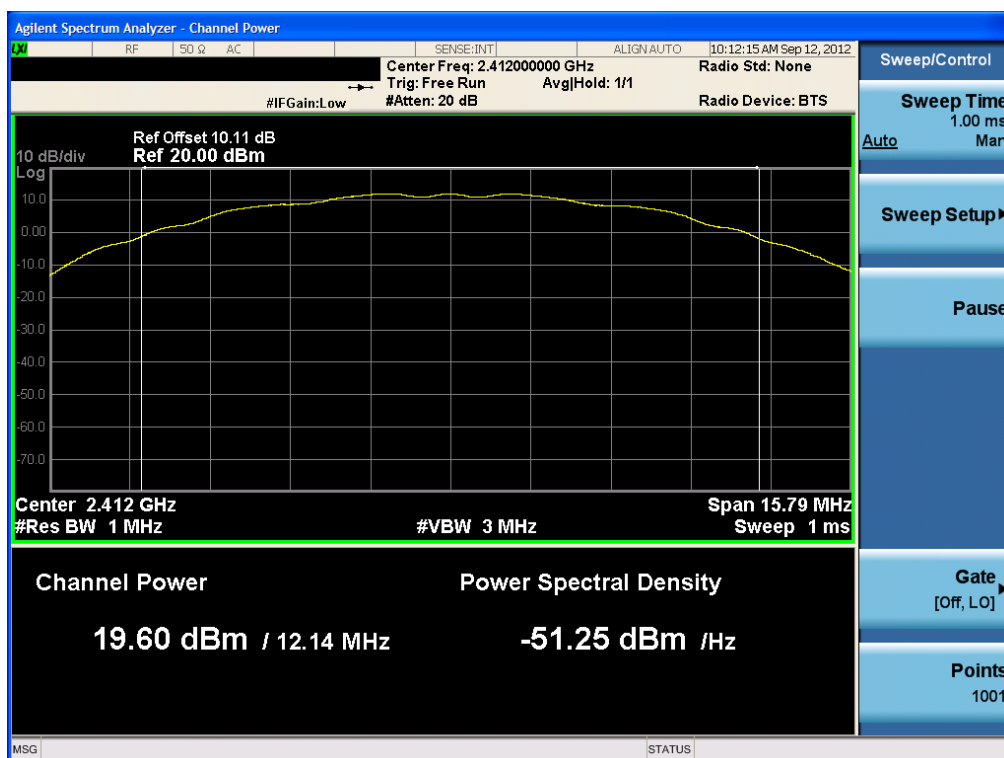
802.11n Mode		Rate (Mbps)	Measured Power(dBm)	Limit (dBm)
Frequency[MHz]	Channel No.			
2412	1	6.5 Mbps	13.80	30
		13 Mbps	13.50	30
		19.5 Mbps	13.24	30
		26 Mbps	12.97	30
		39 Mbps	12.65	30
		52 Mbps	12.39	30
		58.5 Mbps	12.29	30
		65 Mbps	12.09	30
2437	6	6.5 Mbps	13.52	30
		13 Mbps	13.25	30
		19.5 Mbps	12.99	30
		26 Mbps	12.76	30
		39 Mbps	12.41	30
		52 Mbps	12.13	30
		58.5 Mbps	12.01	30
		65 Mbps	11.85	30
2462	11	6.5 Mbps	13.55	30
		13 Mbps	13.17	30
		19.5 Mbps	12.95	30
		26 Mbps	12.77	30
		39 Mbps	12.29	30
		52 Mbps	12.01	30
		58.5 Mbps	11.92	30
		65 Mbps	11.79	30

■ RESULT PLOTS-Peak

**Conducted Output Power (802.11b-CH 1) 1Mbps**



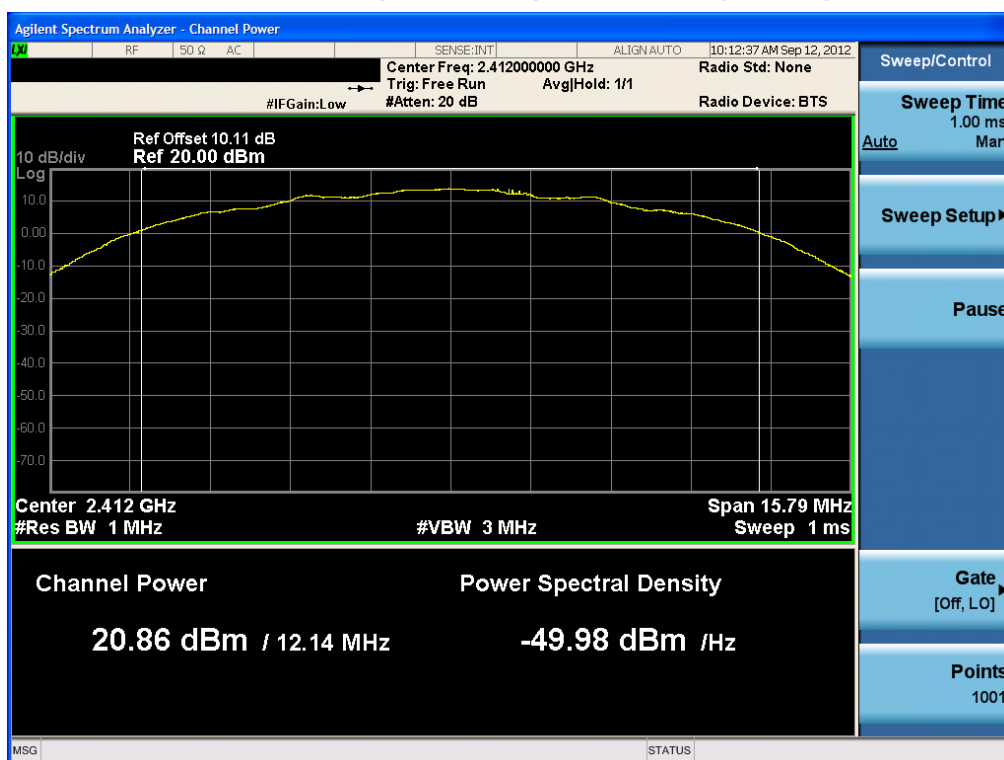
**Conducted Output Power (802.11b-CH 1) 2Mbps**



FCC PT.15.247 TEST REPORT	FCC CERTIFICATION REPORT		<a href="http://www.hct.co.kr">www.hct.co.kr</a>
Test Report No. HCTR1209FR08	Date of Issue: September 18, 2012	EUT Type: Android Mini Pad	FCC ID: A9B-A930



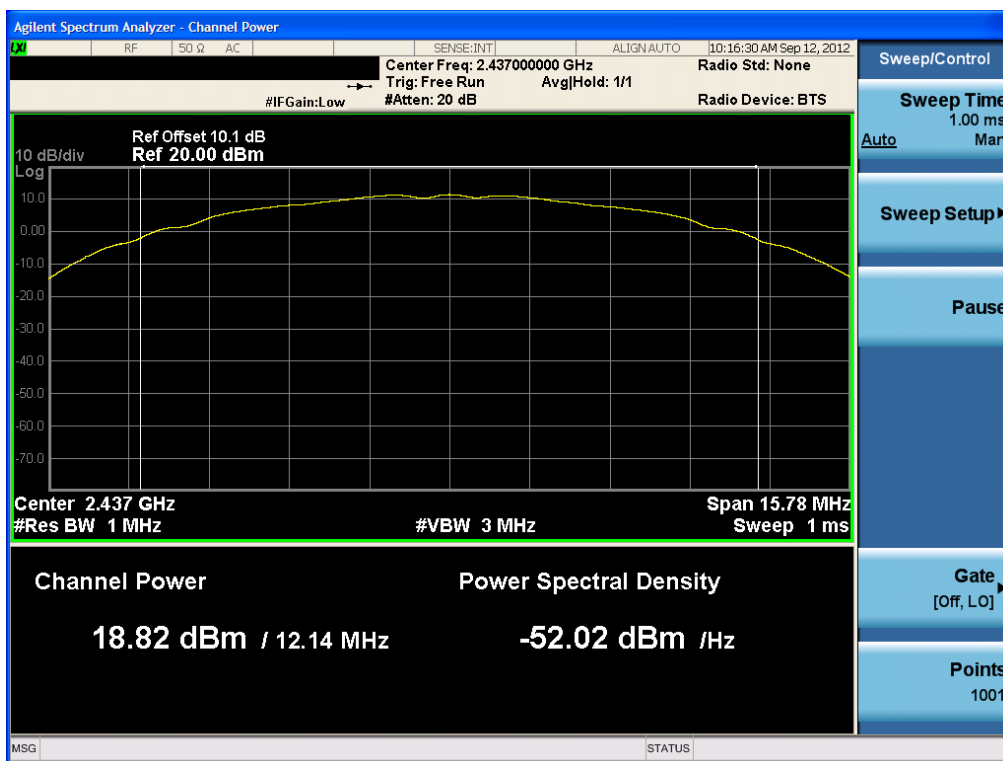
## Conducted Output Power (802.11b-CH 1) 5.5Mbps



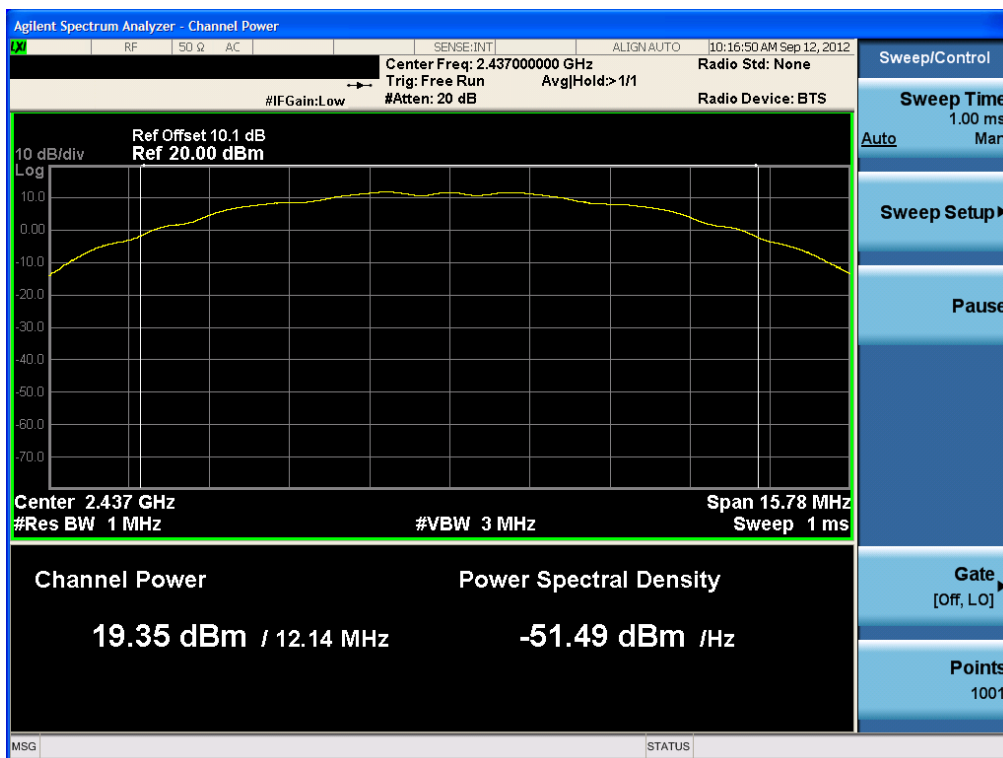
## Conducted Output Power (802.11b-CH 1) 11Mbps



## Conducted Output Power (802.11b-CH 6) 1Mbps



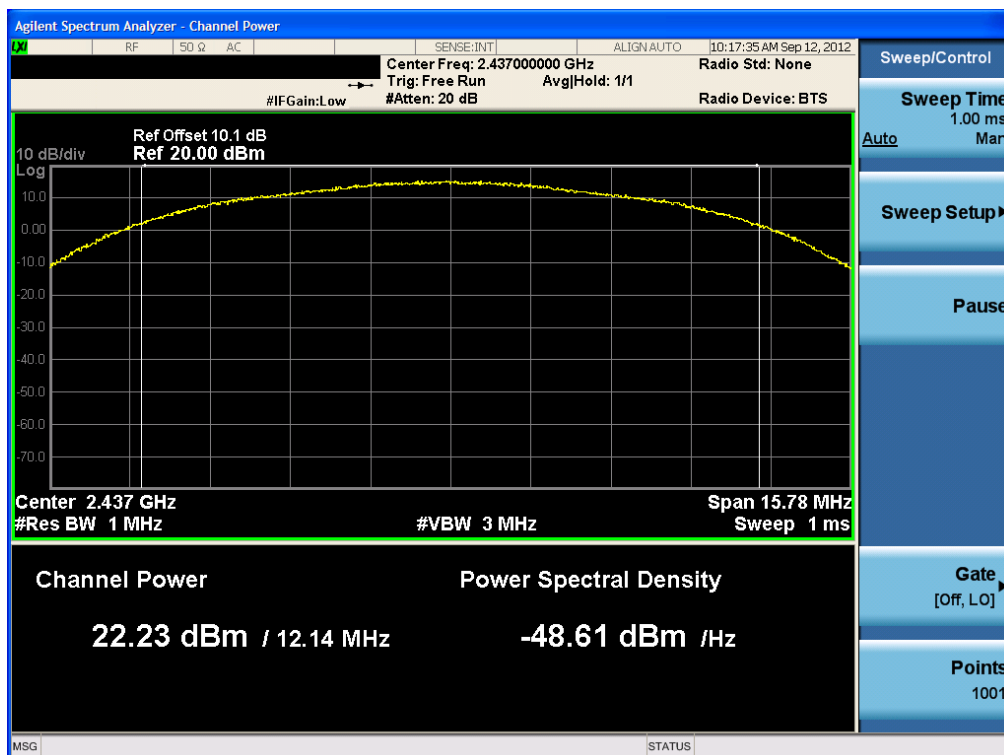
## Conducted Output Power (802.11b-CH 6) 2Mbps



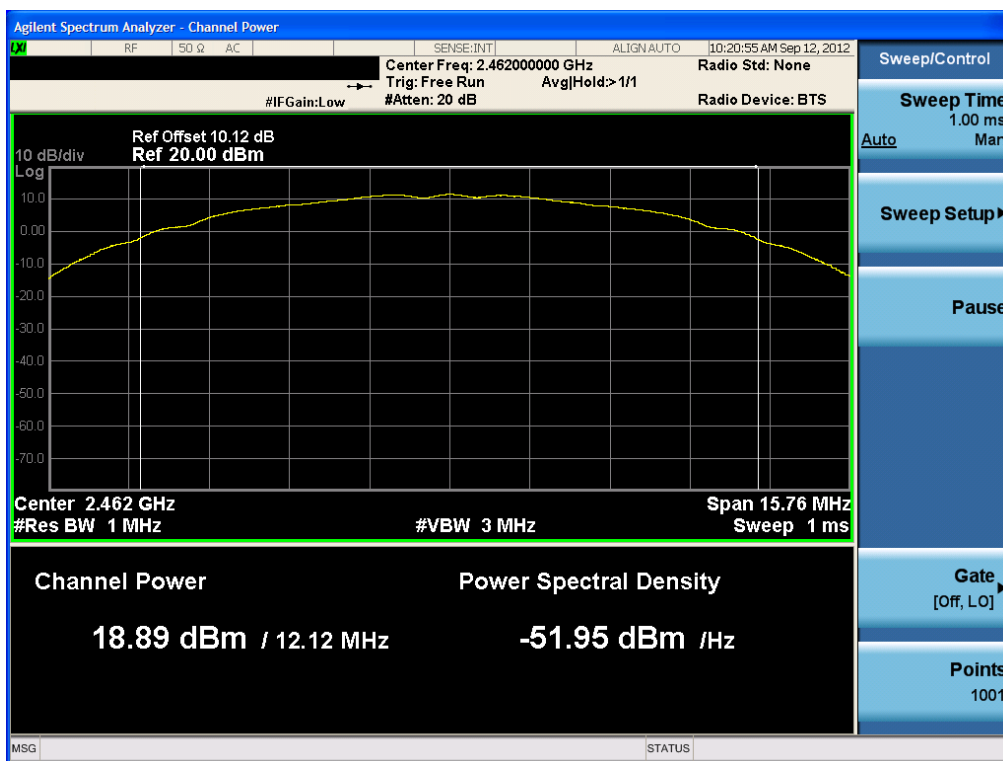
## Conducted Output Power (802.11b-CH 6) 5.5Mbps



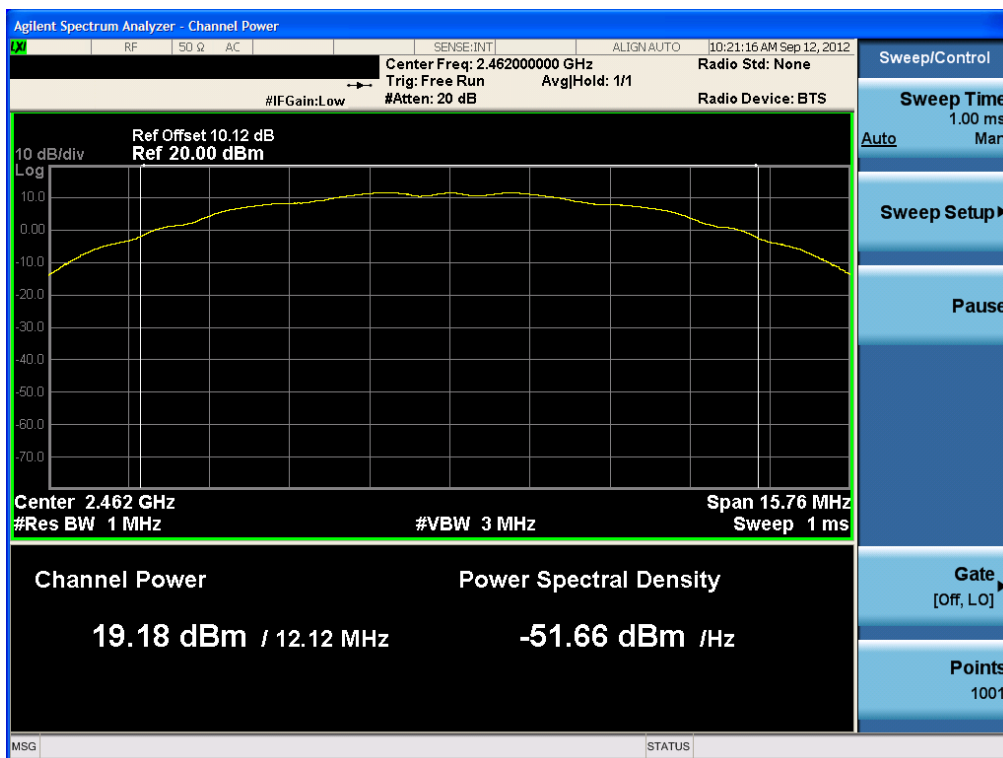
## Conducted Output Power (802.11b-CH 6) 11Mbps



## Conducted Output Power (802.11b-CH 11) 1Mbps



## Conducted Output Power (802.11b-CH 11) 2Mbps



FCC PT.15.247 TEST REPORT	FCC CERTIFICATION REPORT		<a href="http://www.hct.co.kr">www.hct.co.kr</a>
Test Report No. HCTR1209FR08	Date of Issue: September 18, 2012	EUT Type: Android Mini Pad	FCC ID: A9B-A930

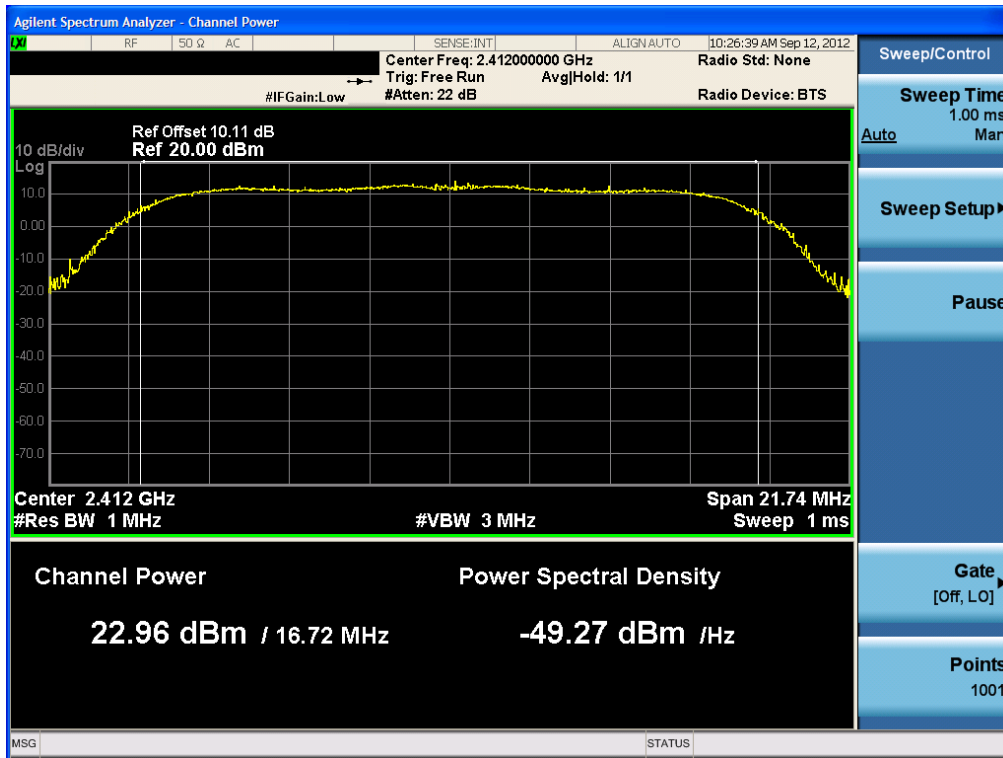
## Conducted Output Power (802.11b-CH 11) 5.5Mbps



## Conducted Output Power (802.11b-CH 11) 11Mbps



## Conducted Output Power (802.11g-CH 1) 6Mbps

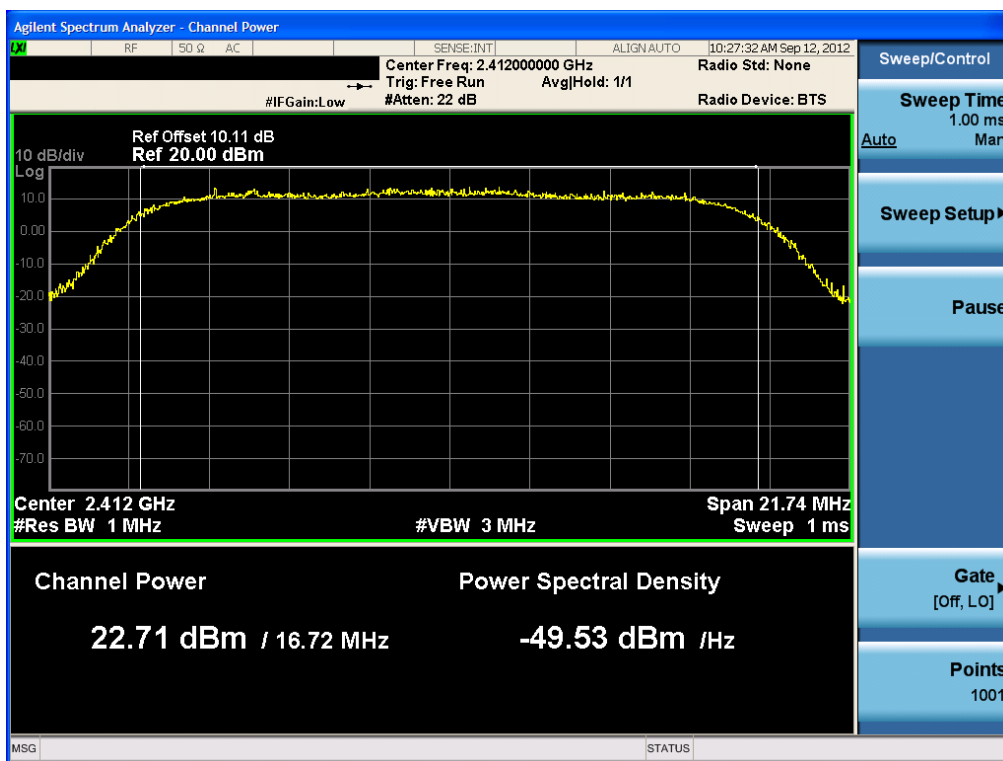


## Conducted Output Power (802.11g-CH 1) 9Mbps

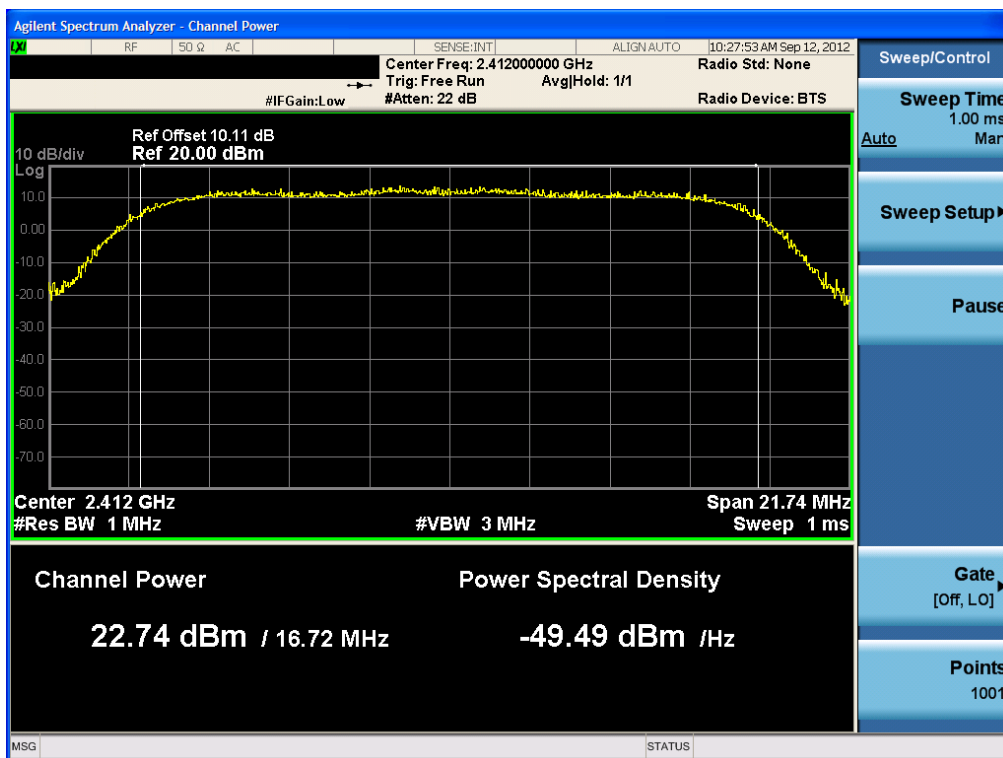


FCC PT.15.247 TEST REPORT	FCC CERTIFICATION REPORT		<a href="http://www.hct.co.kr">www.hct.co.kr</a>
Test Report No. HCTR1209FR08	Date of Issue: September 18, 2012	EUT Type: Android Mini Pad	FCC ID: A9B-A930

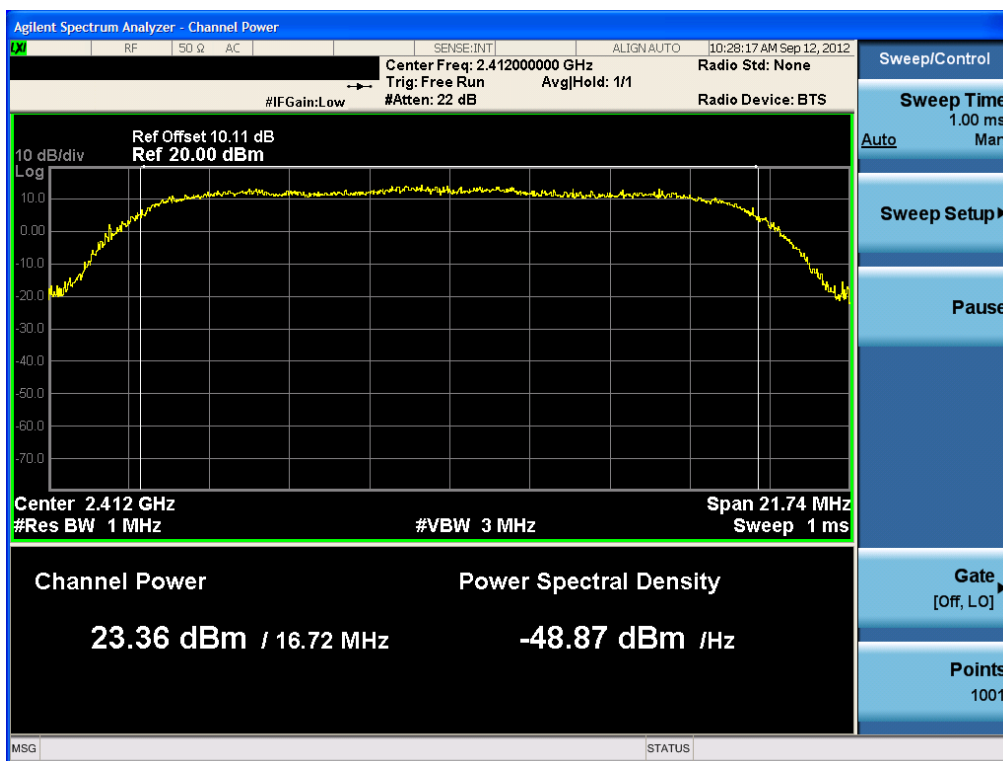
## Conducted Output Power (802.11g-CH 1) 12Mbps



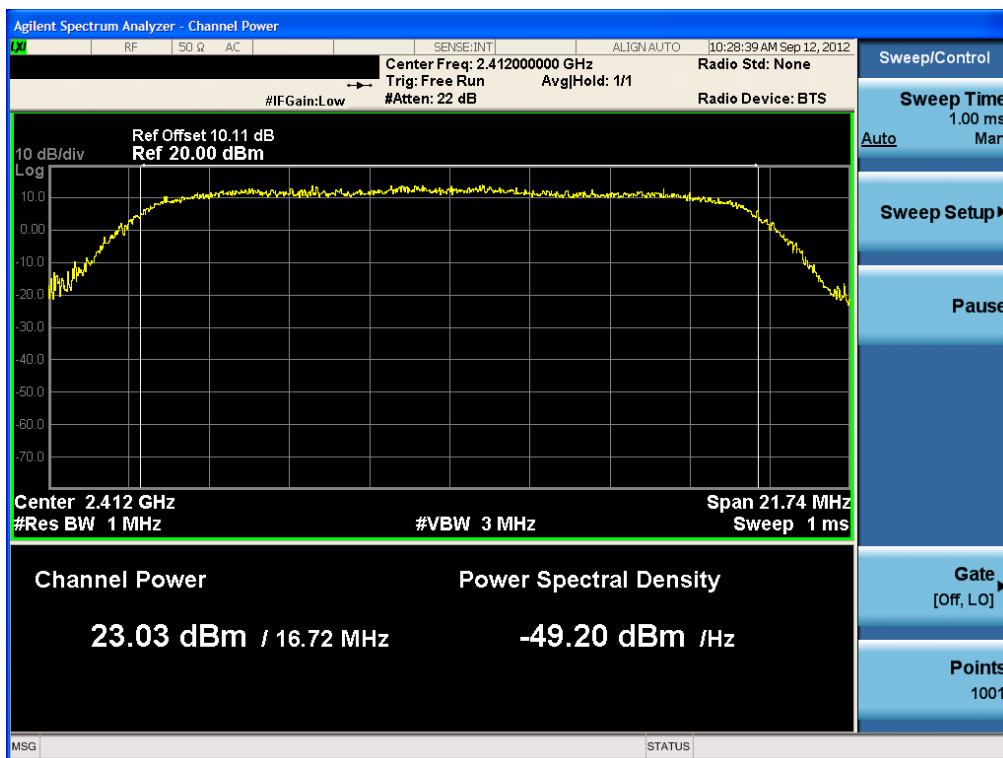
## Conducted Output Power (802.11g-CH 1) 18Mbps



## Conducted Output Power (802.11g-CH 1) 24Mbps



## Conducted Output Power (802.11g-CH 1) 36Mbps





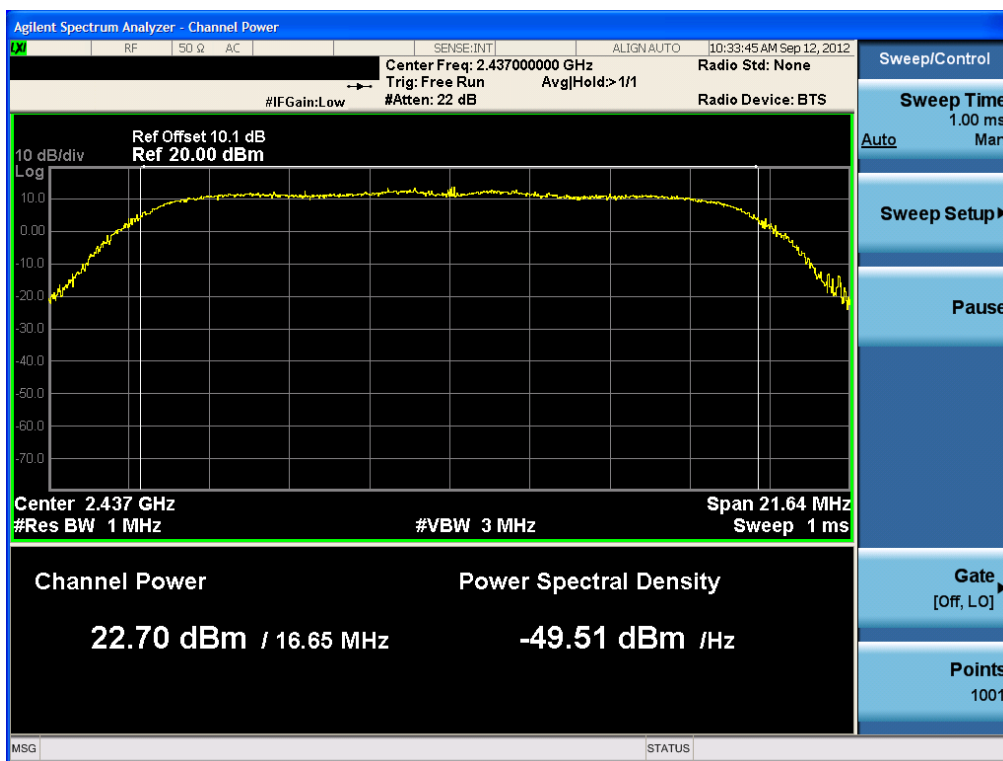
## Conducted Output Power (802.11g-CH 1) 48Mbps



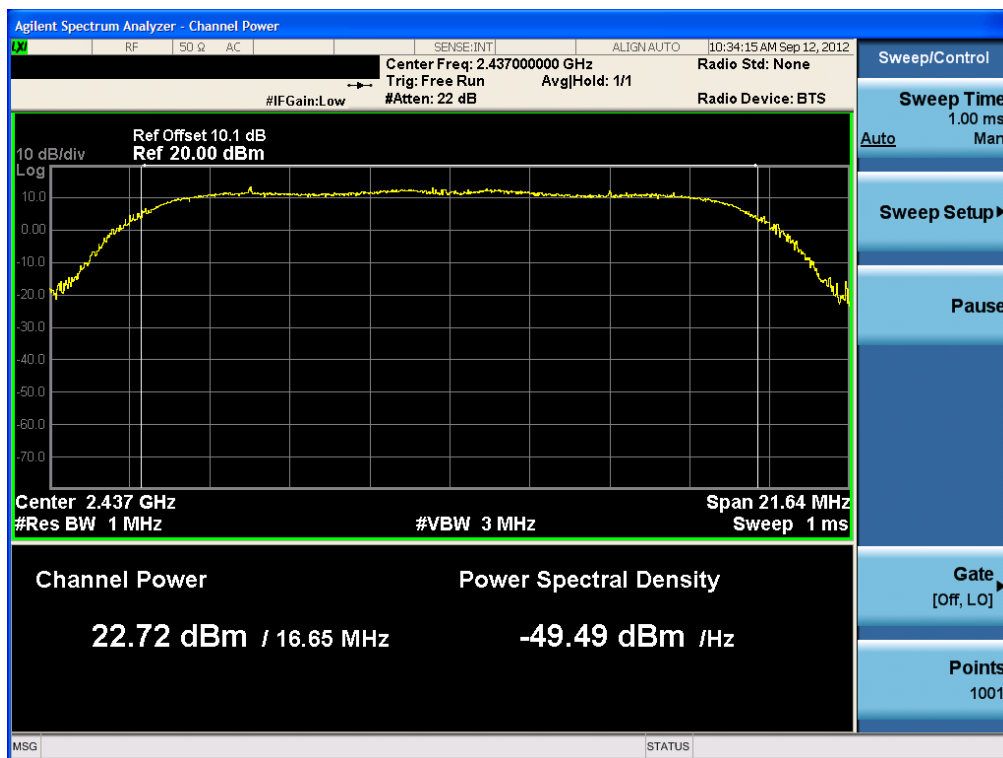
## Conducted Output Power (802.11g-CH 1) 54Mbps



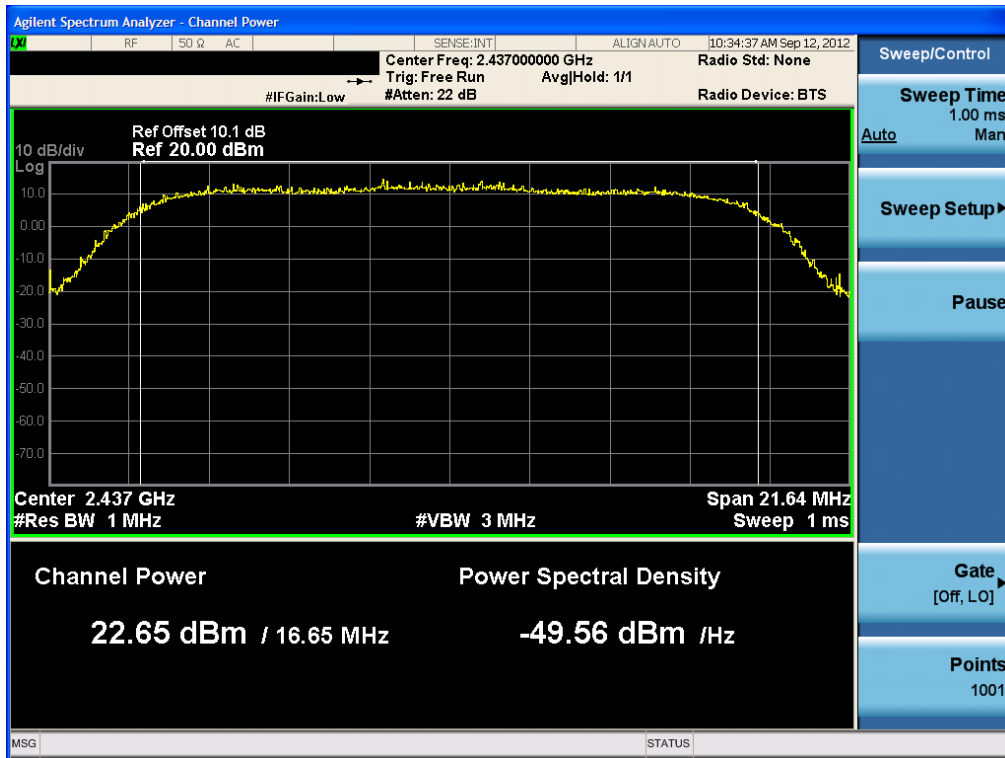
## Conducted Output Power (802.11g-CH 6) 6Mbps



## Conducted Output Power (802.11g-CH 6) 9Mbps



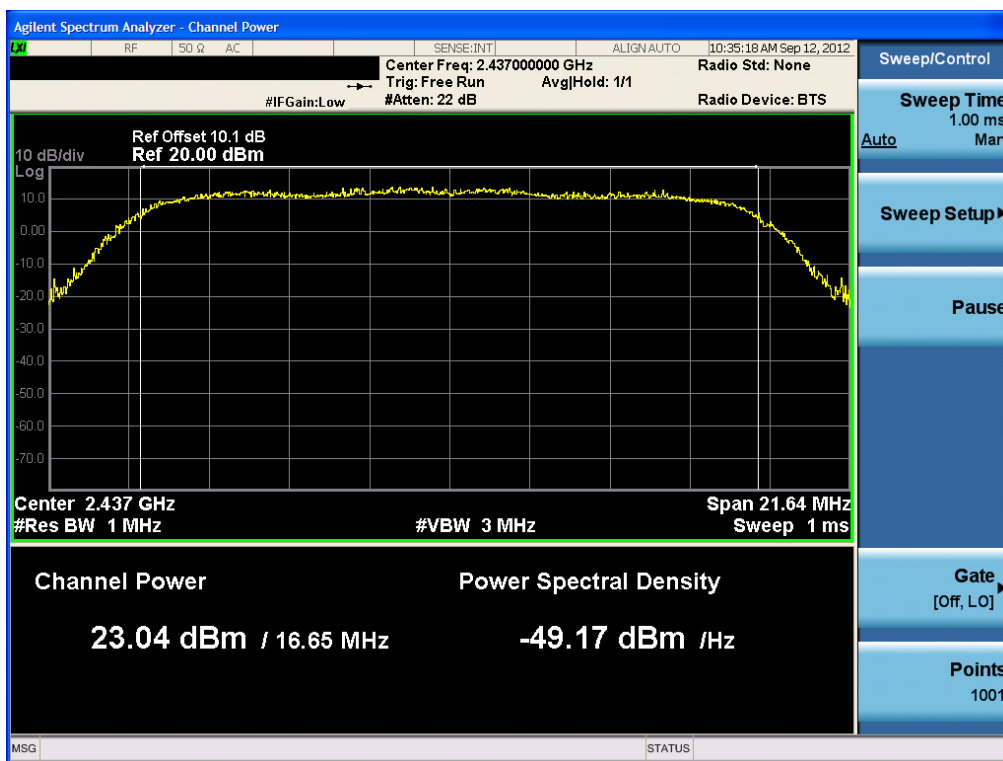
## Conducted Output Power (802.11g-CH 6) 12Mbps



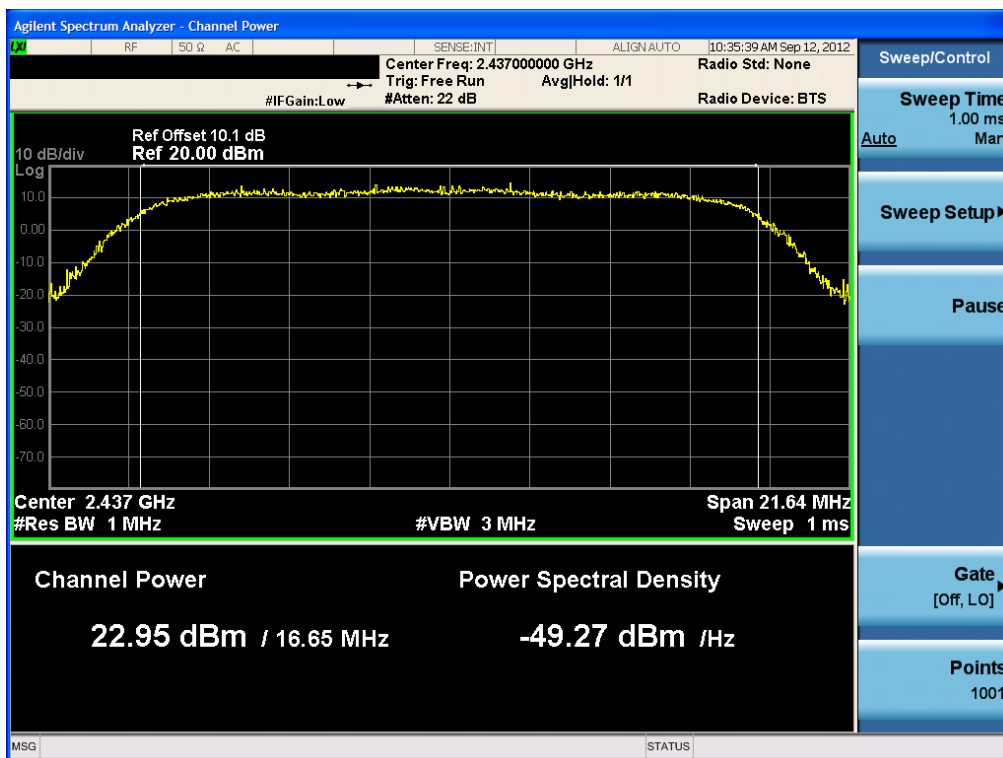
## Conducted Output Power (802.11g-CH 6) 18Mbps



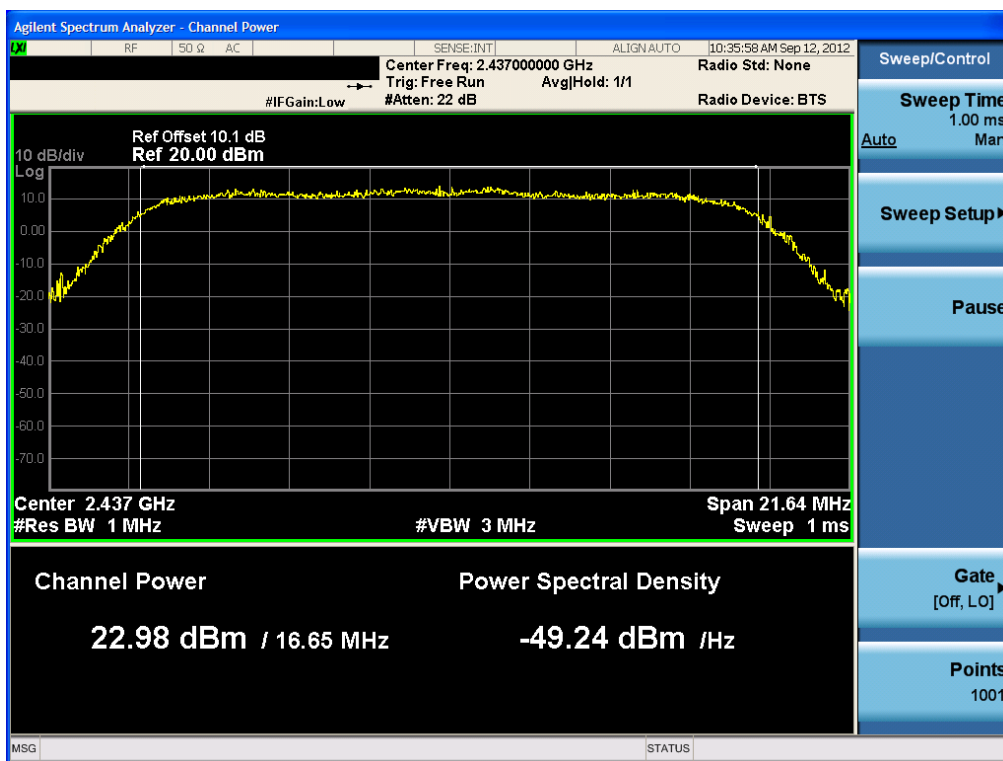
## Conducted Output Power (802.11g-CH 6) 24Mbps



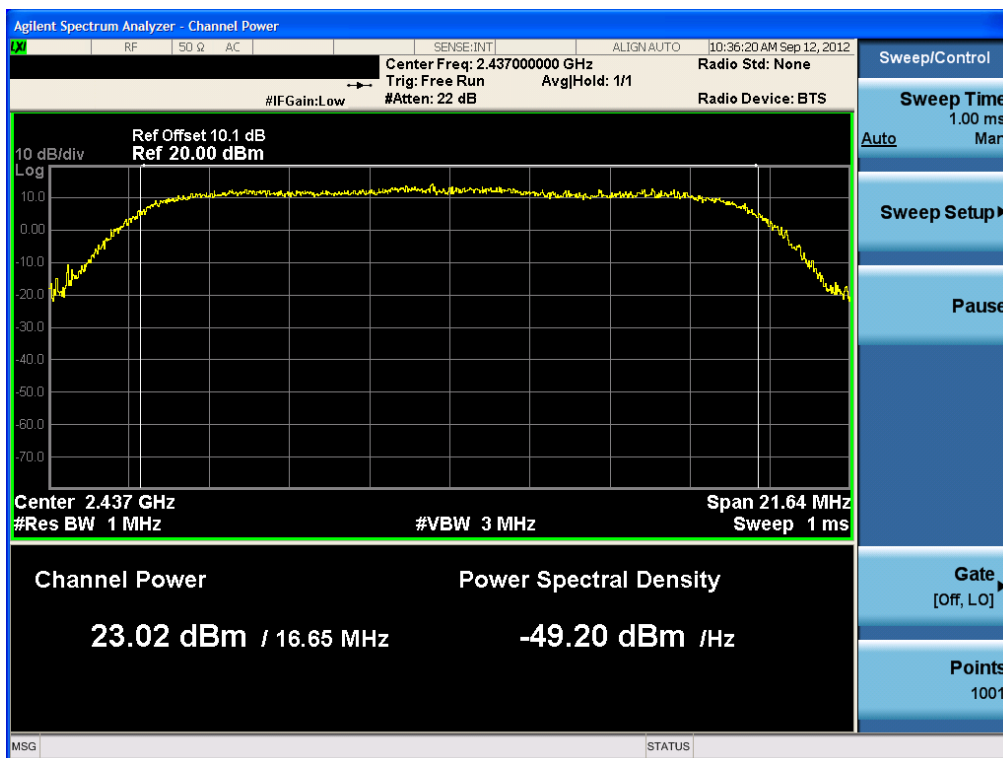
## Conducted Output Power (802.11g-CH 6) 36Mbps



## Conducted Output Power (802.11g-CH 6) 48Mbps



## Conducted Output Power (802.11g-CH 6) 54Mbps



FCC PT.15.247 TEST REPORT	FCC CERTIFICATION REPORT		<a href="http://www.hct.co.kr">www.hct.co.kr</a>
Test Report No. HCTR1209FR08	Date of Issue: September 18, 2012	EUT Type: Android Mini Pad	FCC ID: A9B-A930

### Conducted Output Power (802.11g-CH 11) 6Mbps



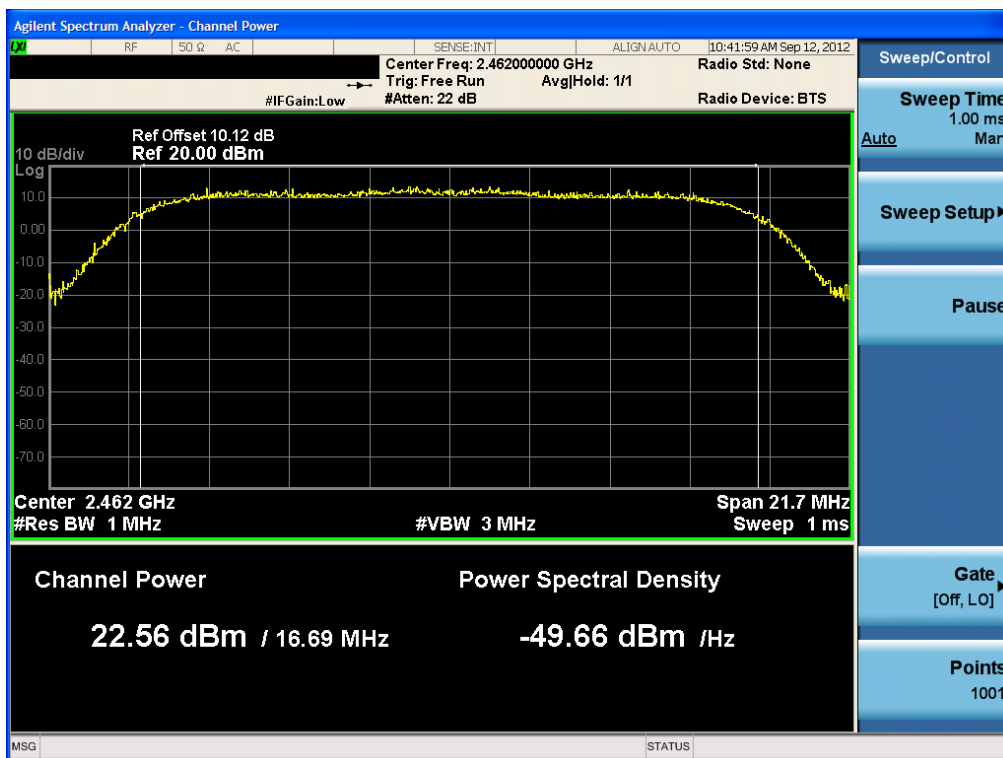
### Conducted Output Power (802.11g-CH 11) 9Mbps



## Conducted Output Power (802.11g-CH 11) 12Mbps



## Conducted Output Power (802.11g-CH 11) 18Mbps



FCC PT.15.247 TEST REPORT	FCC CERTIFICATION REPORT		<a href="http://www.hct.co.kr">www.hct.co.kr</a>
Test Report No. HCTR1209FR08	Date of Issue: September 18, 2012	EUT Type: Android Mini Pad	FCC ID: A9B-A930

## Conducted Output Power (802.11g-CH 11) 24Mbps



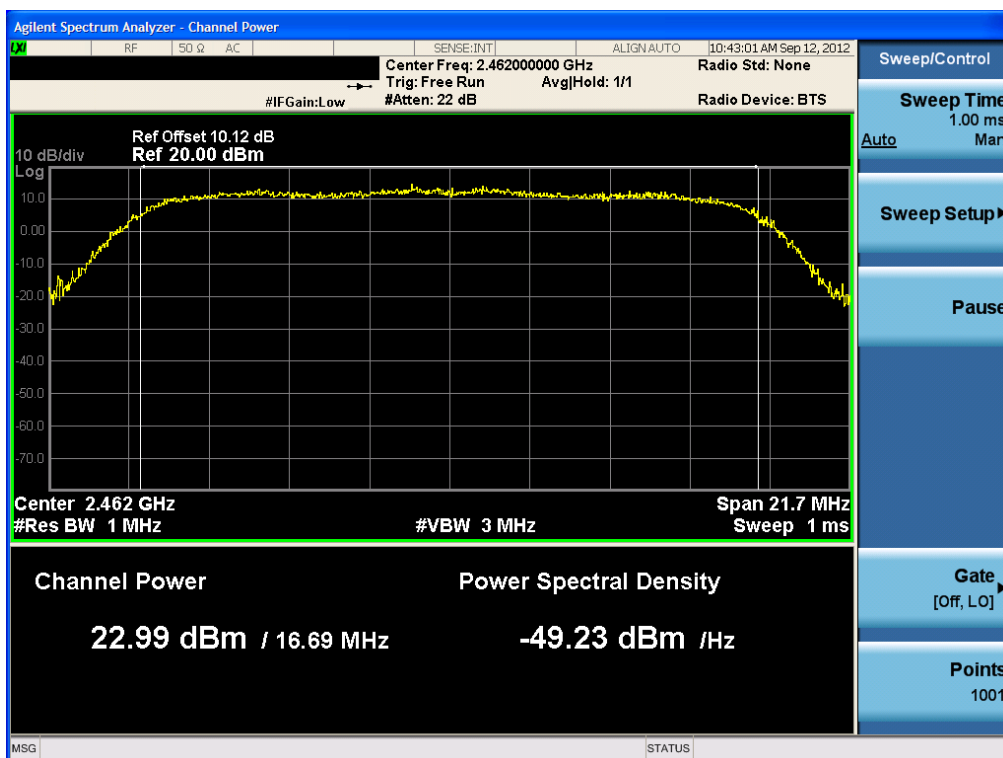
## Conducted Output Power (802.11g-CH 11) 36Mbps



FCC PT.15.247 TEST REPORT	FCC CERTIFICATION REPORT		<a href="http://www.hct.co.kr">www.hct.co.kr</a>
Test Report No. HCTR1209FR08	Date of Issue: September 18, 2012	EUT Type: Android Mini Pad	FCC ID: A9B-A930



## Conducted Output Power (802.11g-CH 11) 48Mbps



## Conducted Output Power (802.11g-CH 11) 54Mbps

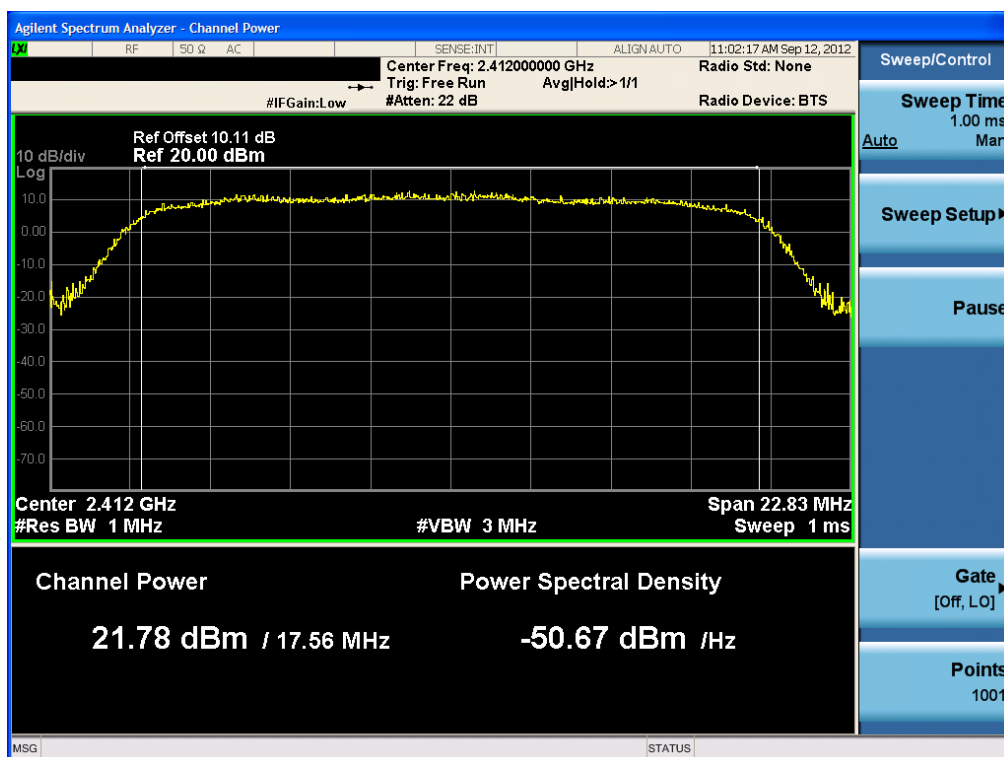


FCC PT.15.247 TEST REPORT	FCC CERTIFICATION REPORT		<a href="http://www.hct.co.kr">www.hct.co.kr</a>
Test Report No. HCTR1209FR08	Date of Issue: September 18, 2012	EUT Type: Android Mini Pad	FCC ID: A9B-A930

## Conducted Output Power (802.11n-CH 1) 6.5Mbps

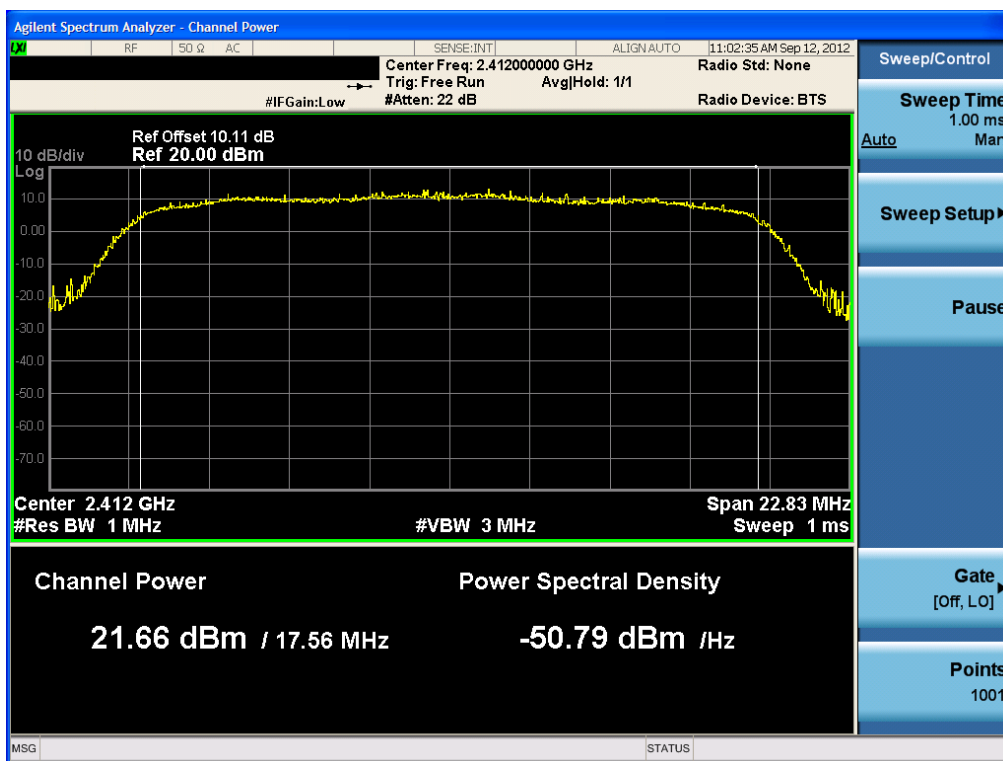


## Conducted Output Power (802.11n-CH 1) 13Mbps

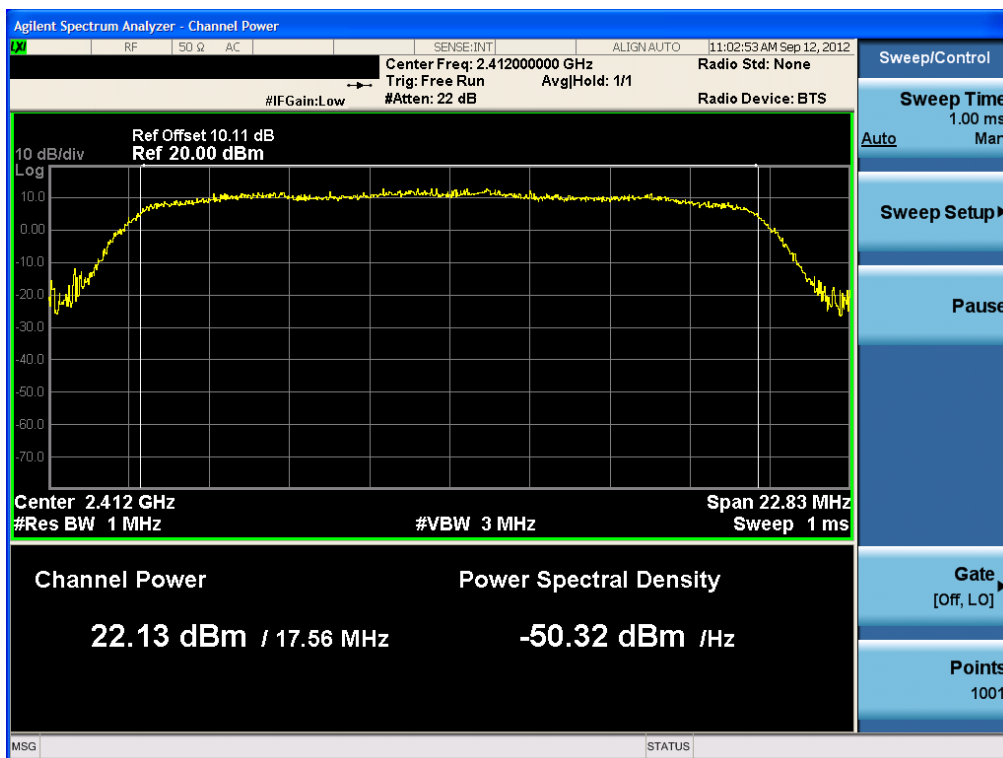


FCC PT.15.247 TEST REPORT	FCC CERTIFICATION REPORT		<a href="http://www.hct.co.kr">www.hct.co.kr</a>
Test Report No. HCTR1209FR08	Date of Issue: September 18, 2012	EUT Type: Android Mini Pad	FCC ID: A9B-A930

## Conducted Output Power (802.11n-CH 1) 19.5Mbps



## Conducted Output Power (802.11n-CH 1) 26Mbps

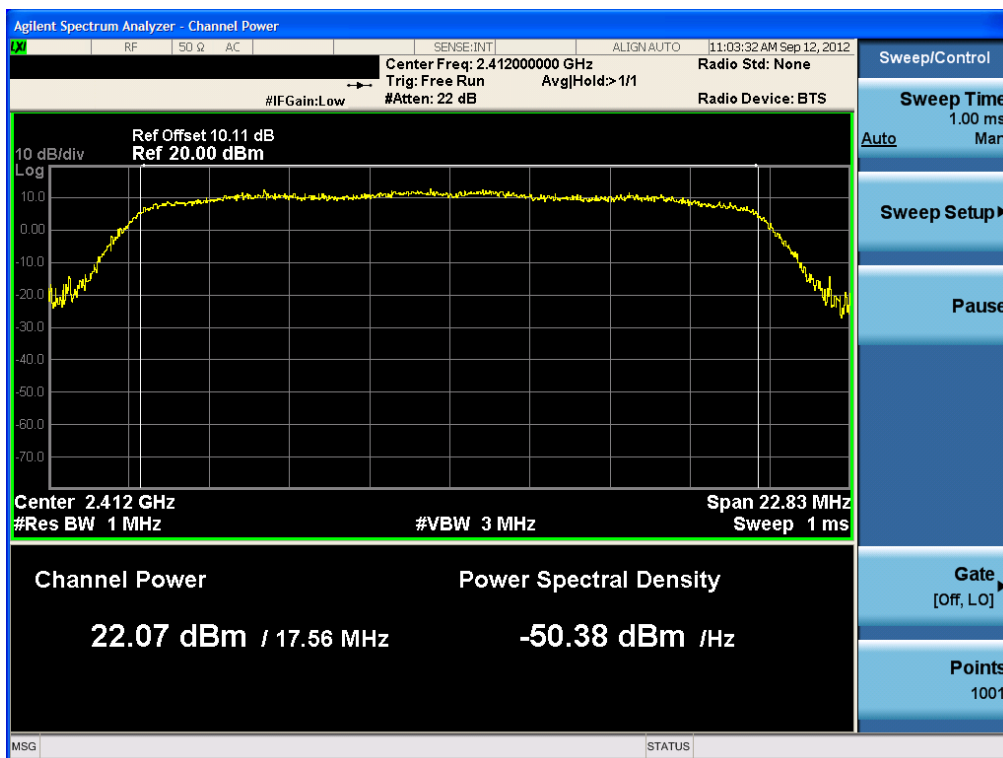


FCC PT.15.247 TEST REPORT	FCC CERTIFICATION REPORT		<a href="http://www.hct.co.kr">www.hct.co.kr</a>
Test Report No. HCTR1209FR08	Date of Issue: September 18, 2012	EUT Type: Android Mini Pad	FCC ID: A9B-A930

## Conducted Output Power (802.11n-CH 1) 39Mbps

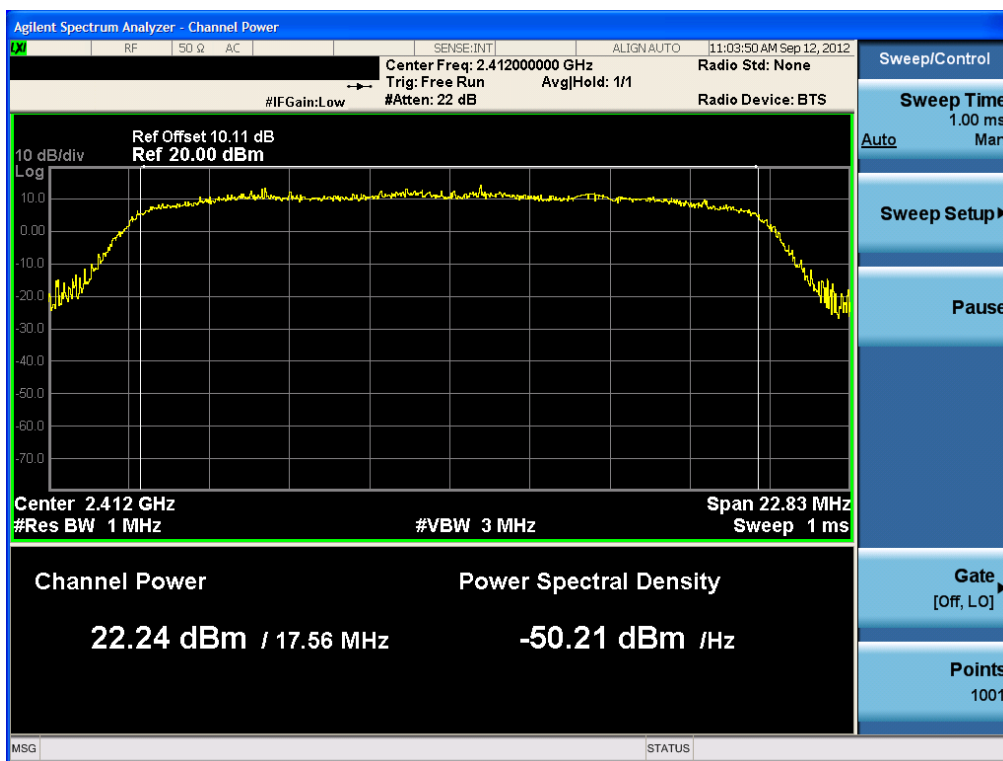


## Conducted Output Power (802.11n-CH 1) 52Mbps

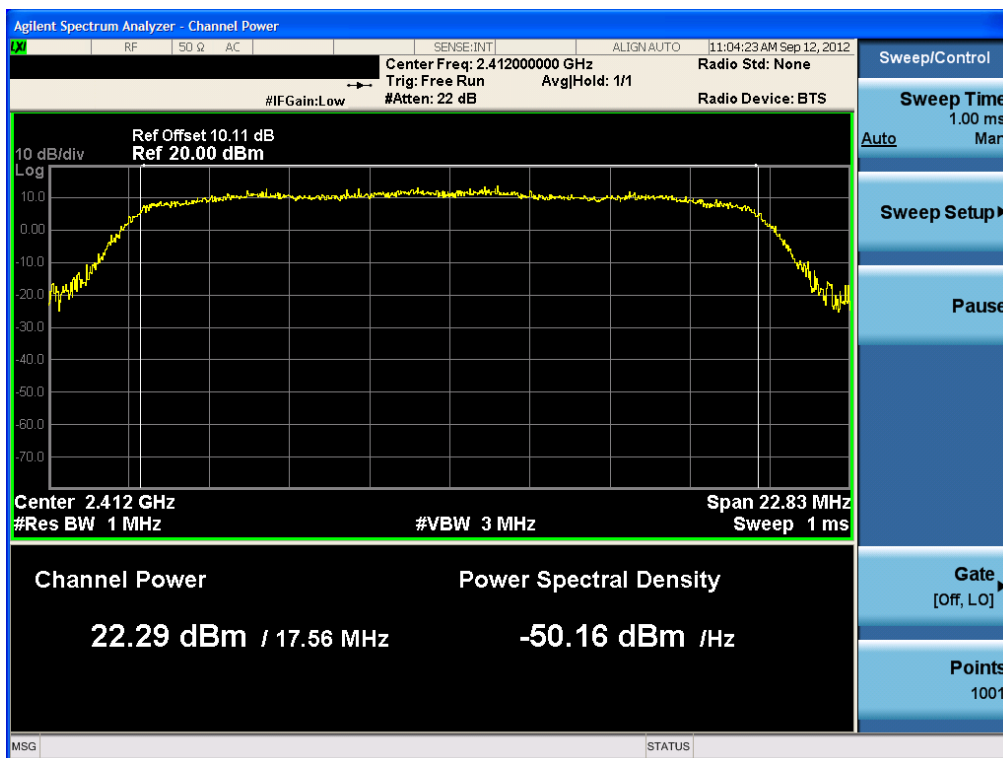


FCC PT.15.247 TEST REPORT	FCC CERTIFICATION REPORT		<a href="http://www.hct.co.kr">www.hct.co.kr</a>
Test Report No. HCTR1209FR08	Date of Issue: September 18, 2012	EUT Type: Android Mini Pad	FCC ID: A9B-A930

## Conducted Output Power (802.11n-CH 1) 58.5Mbps



## Conducted Output Power (802.11n-CH 1) 65Mbps



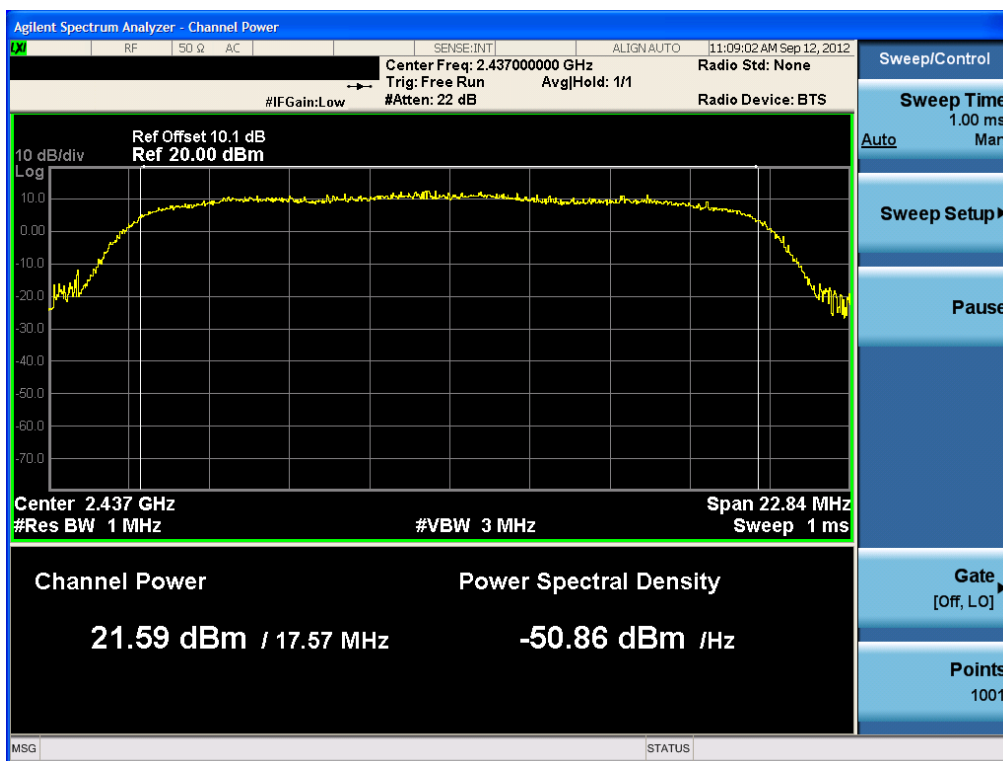
## Conducted Output Power (802.11n-CH 6) 6.5Mbps



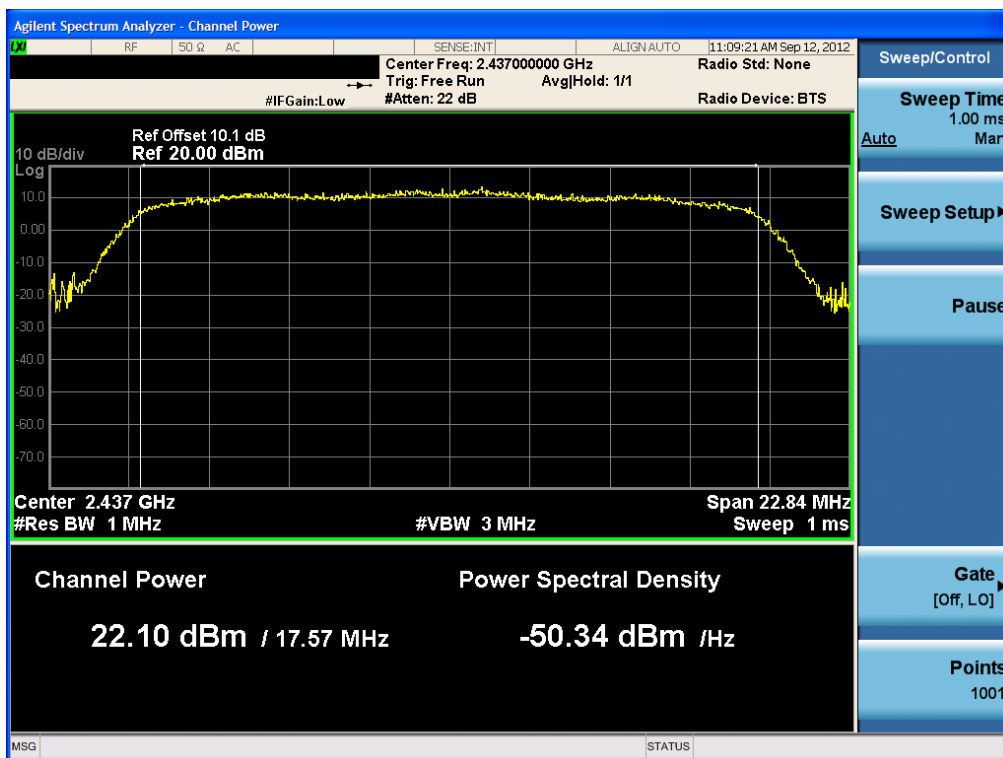
## Conducted Output Power (802.11n-CH 6) 13Mbps



## Conducted Output Power (802.11n-CH 6) 19.5Mbps



## Conducted Output Power (802.11n-CH 6) 26Mbps



FCC PT.15.247 TEST REPORT	FCC CERTIFICATION REPORT		<a href="http://www.hct.co.kr">www.hct.co.kr</a>
Test Report No. HCTR1209FR08	Date of Issue: September 18, 2012	EUT Type: Android Mini Pad	FCC ID: A9B-A930

## Conducted Output Power (802.11n-CH 6) 39Mbps

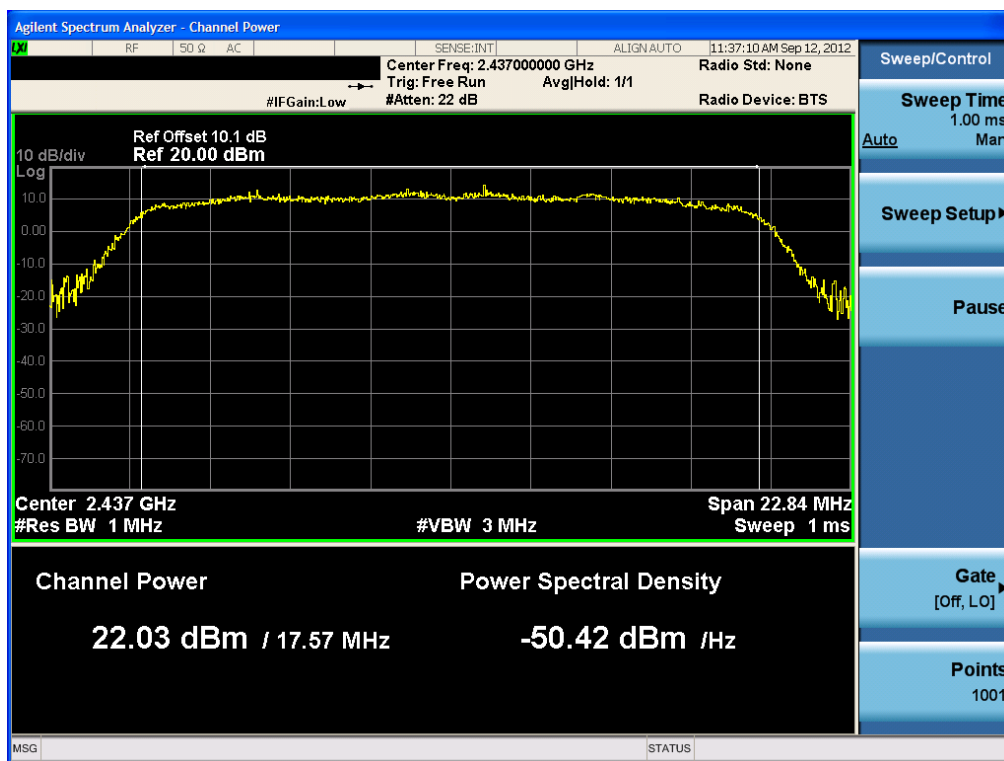


## Conducted Output Power (802.11n-CH 6) 52Mbps

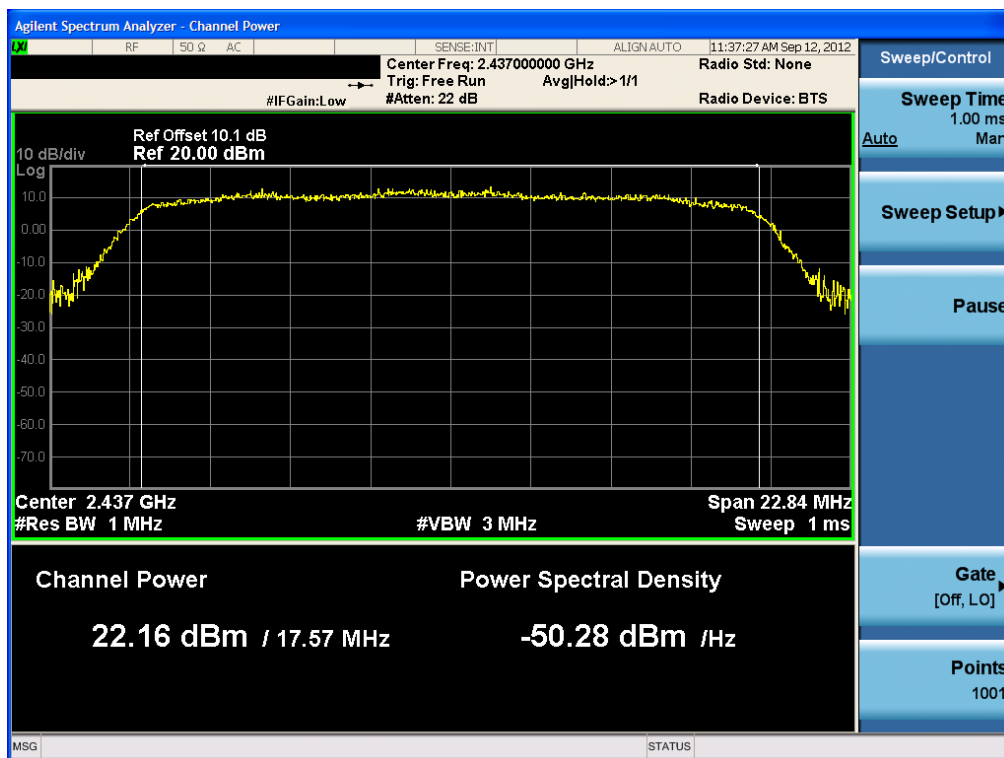




## Conducted Output Power (802.11n-CH 6) 58.5Mbps

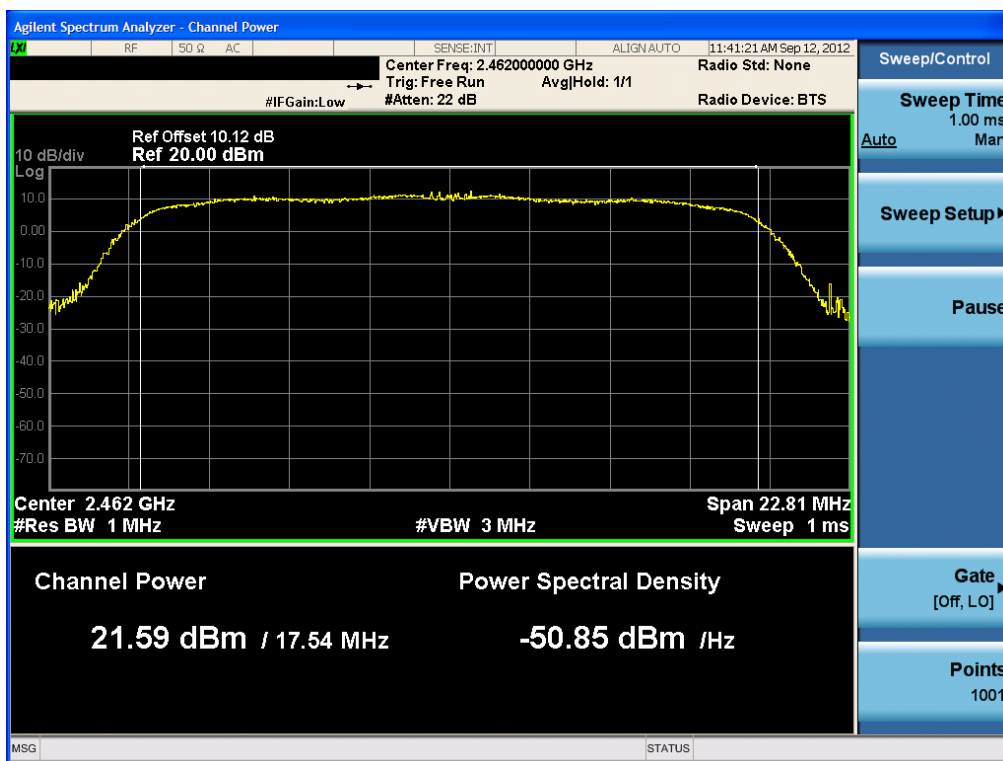


## Conducted Output Power (802.11n-CH 6) 65Mbps

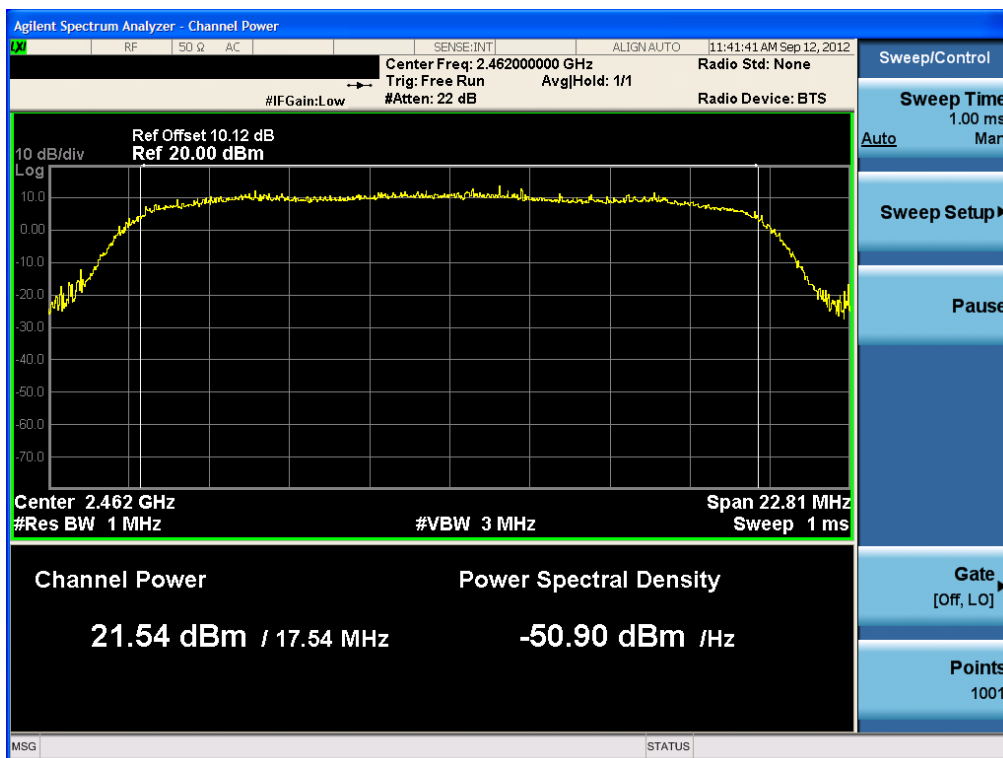


FCC PT.15.247 TEST REPORT	FCC CERTIFICATION REPORT		<a href="http://www.hct.co.kr">www.hct.co.kr</a>
Test Report No. HCTR1209FR08	Date of Issue: September 18, 2012	EUT Type: Android Mini Pad	FCC ID: A9B-A930

## Conducted Output Power (802.11n-CH 11) 6.5Mbps



## Conducted Output Power (802.11n-CH 11) 13Mbps



FCC PT.15.247 TEST REPORT	FCC CERTIFICATION REPORT		<a href="http://www.hct.co.kr">www.hct.co.kr</a>
Test Report No. HCTR1209FR08	Date of Issue: September 18, 2012	EUT Type: Android Mini Pad	FCC ID: A9B-A930

## Conducted Output Power (802.11n-CH 11) 19.5Mbps

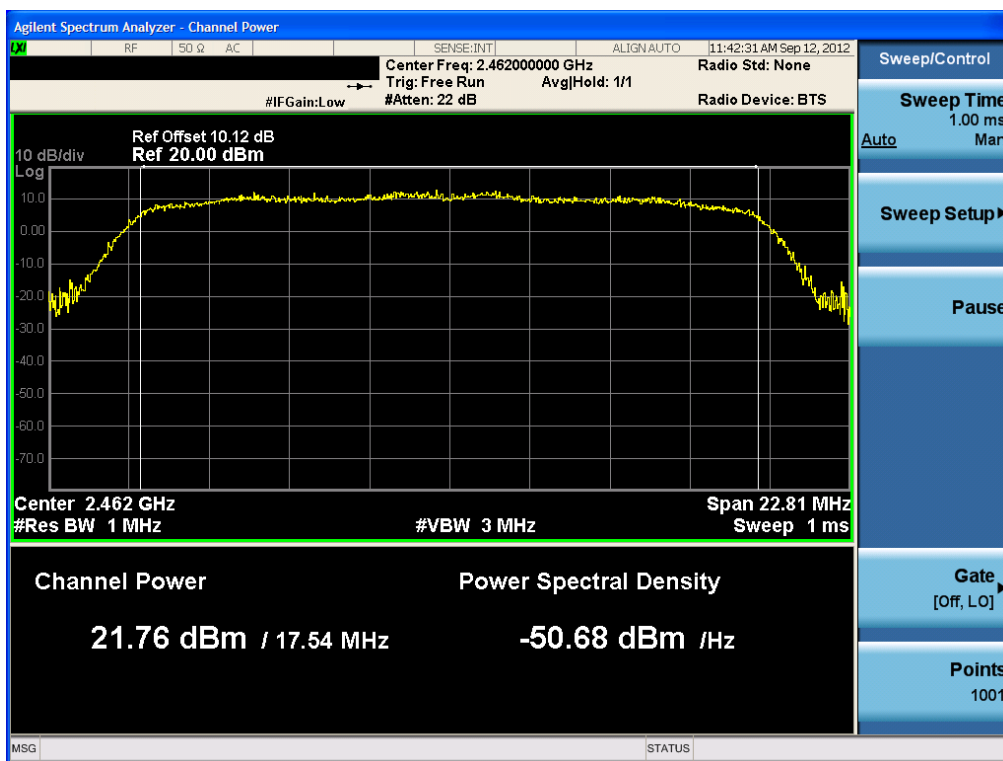


## Conducted Output Power (802.11n-CH 11) 26Mbps



FCC PT.15.247 TEST REPORT	FCC CERTIFICATION REPORT		<a href="http://www.hct.co.kr">www.hct.co.kr</a>
Test Report No. HCTR1209FR08	Date of Issue: September 18, 2012	EUT Type: Android Mini Pad	FCC ID: A9B-A930

## Conducted Output Power (802.11n-CH 11) 39Mbps



## Conducted Output Power (802.11n-CH 11) 52Mbps



## Conducted Output Power (802.11n-CH 11) 58.5Mbps

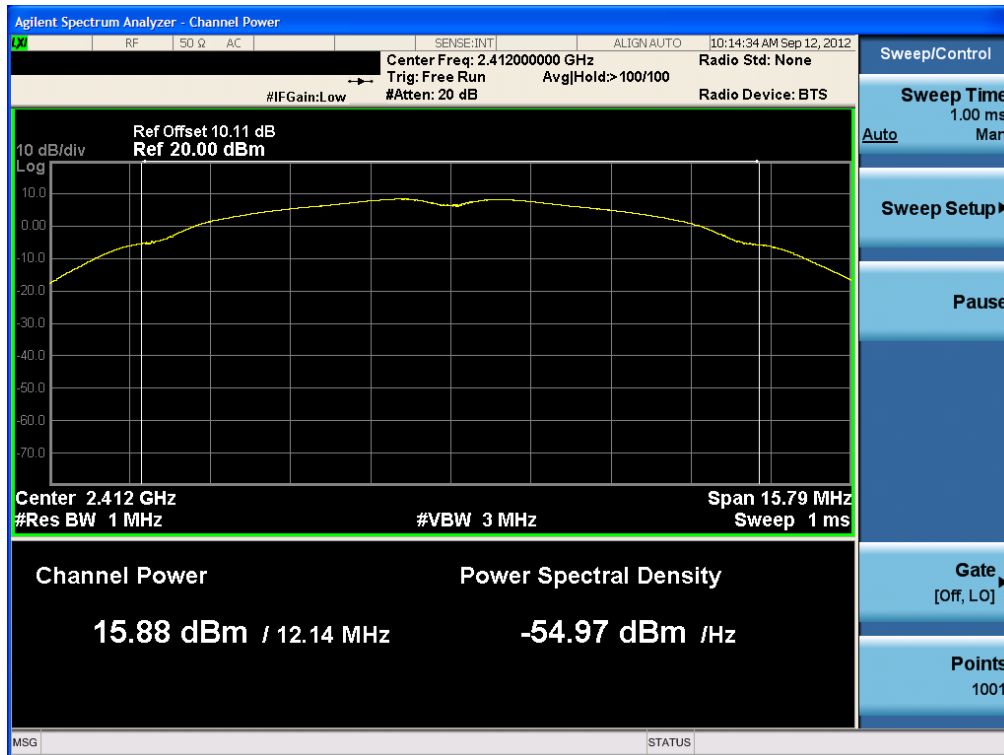


## Conducted Output Power (802.11n-CH 11) 65Mbps

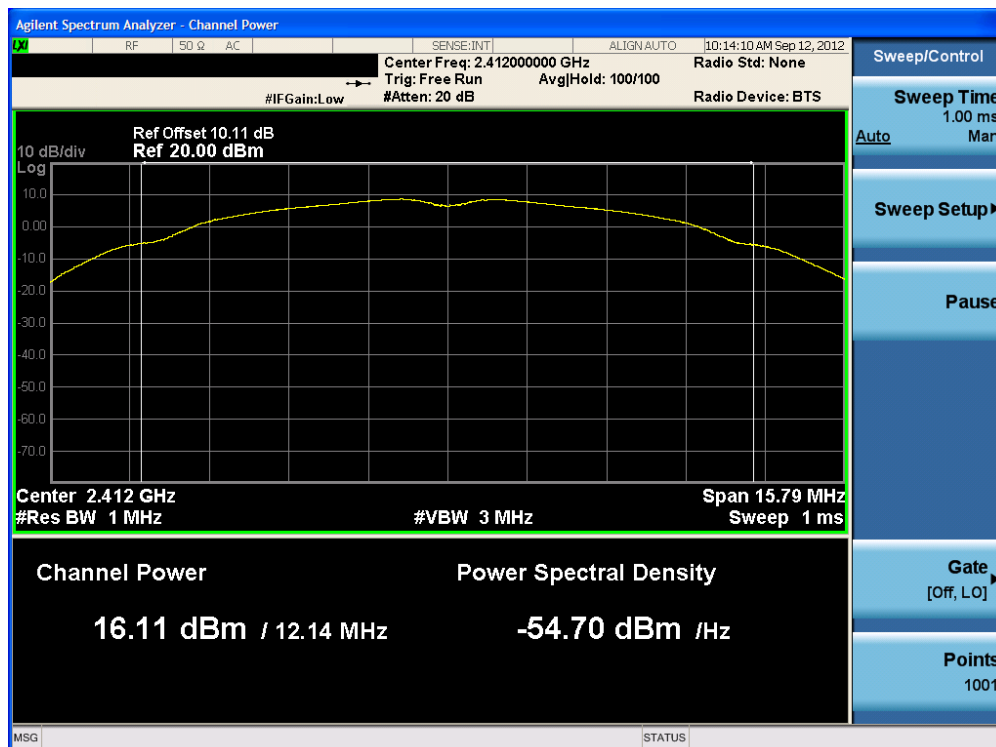


■ RESULT PLOTS-Average

Conducted Output Power (802.11b-CH 1) 1Mbps

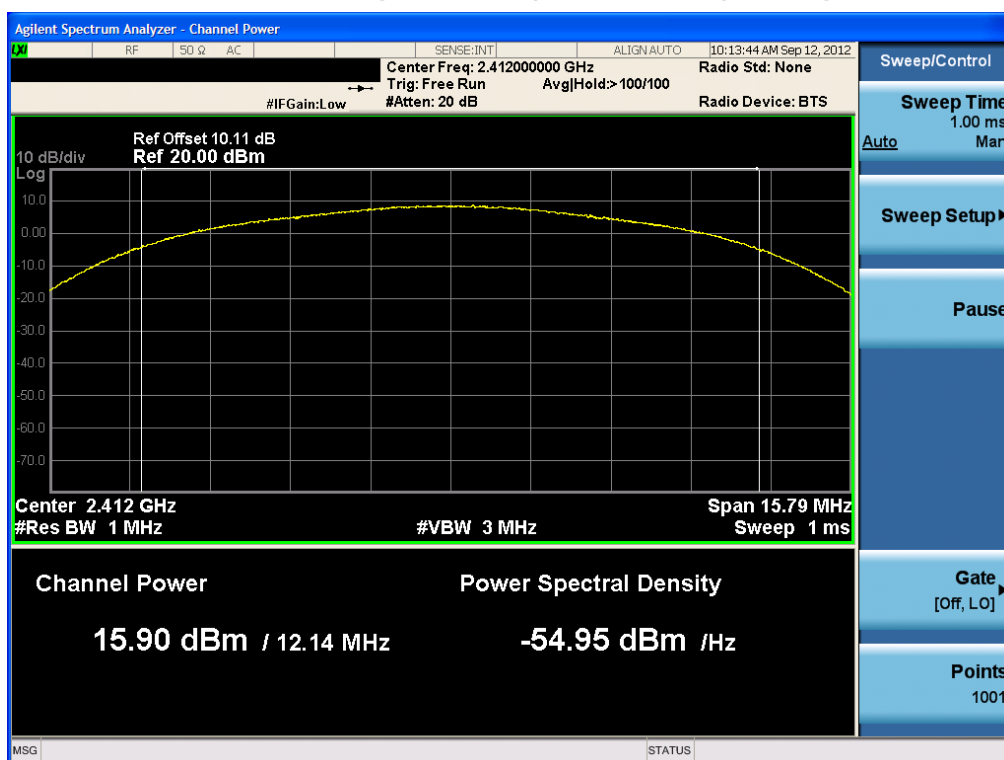


Conducted Output Power (802.11b-CH 1) 2Mbps

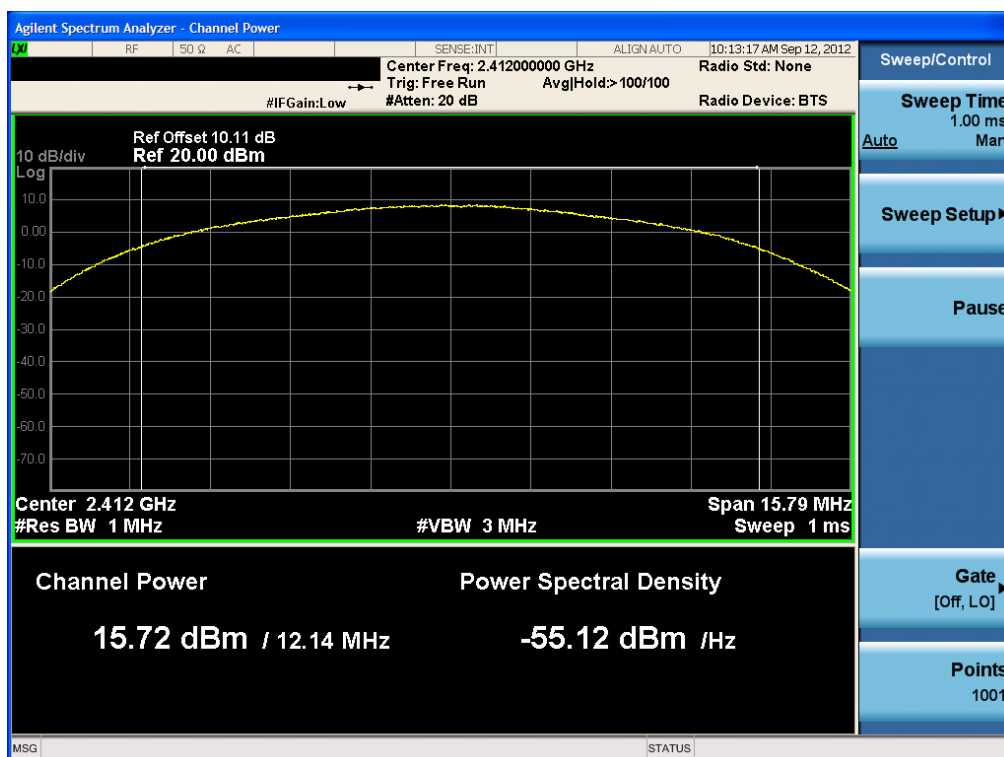


FCC PT.15.247 TEST REPORT	FCC CERTIFICATION REPORT		<a href="http://www.hct.co.kr">www.hct.co.kr</a>
Test Report No. HCTR1209FR08	Date of Issue: September 18, 2012	EUT Type: Android Mini Pad	FCC ID: A9B-A930

## Conducted Output Power (802.11b-CH 1) 5.5Mbps



## Conducted Output Power (802.11b-CH 1) 11Mbps

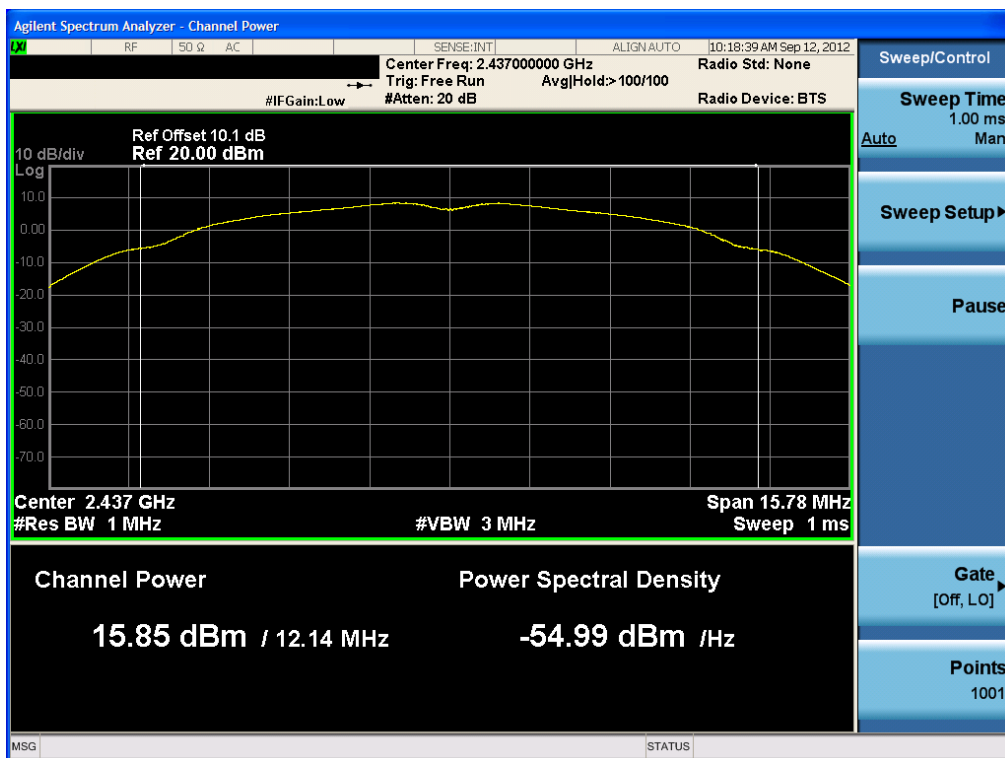


FCC PT.15.247 TEST REPORT	FCC CERTIFICATION REPORT		<a href="http://www.hct.co.kr">www.hct.co.kr</a>
Test Report No. HCTR1209FR08	Date of Issue: September 18, 2012	EUT Type: Android Mini Pad	FCC ID: A9B-A930

## Conducted Output Power (802.11b-CH 6) 1Mbps



## Conducted Output Power (802.11b-CH 6) 2Mbps

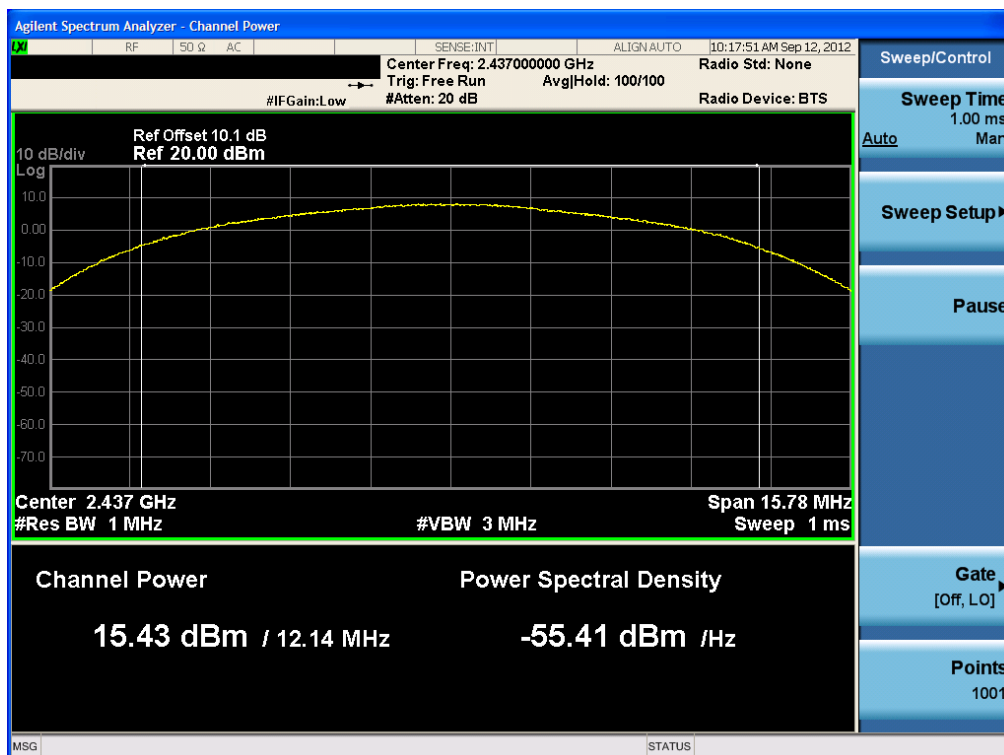




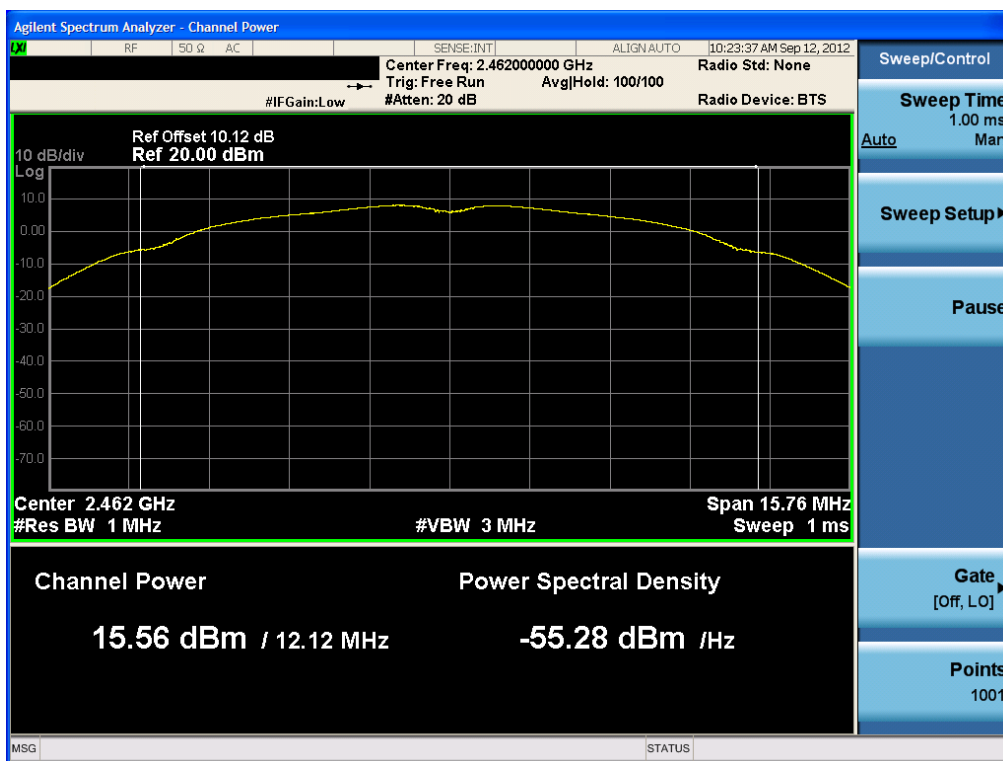
## Conducted Output Power (802.11b-CH 6) 5.5Mbps



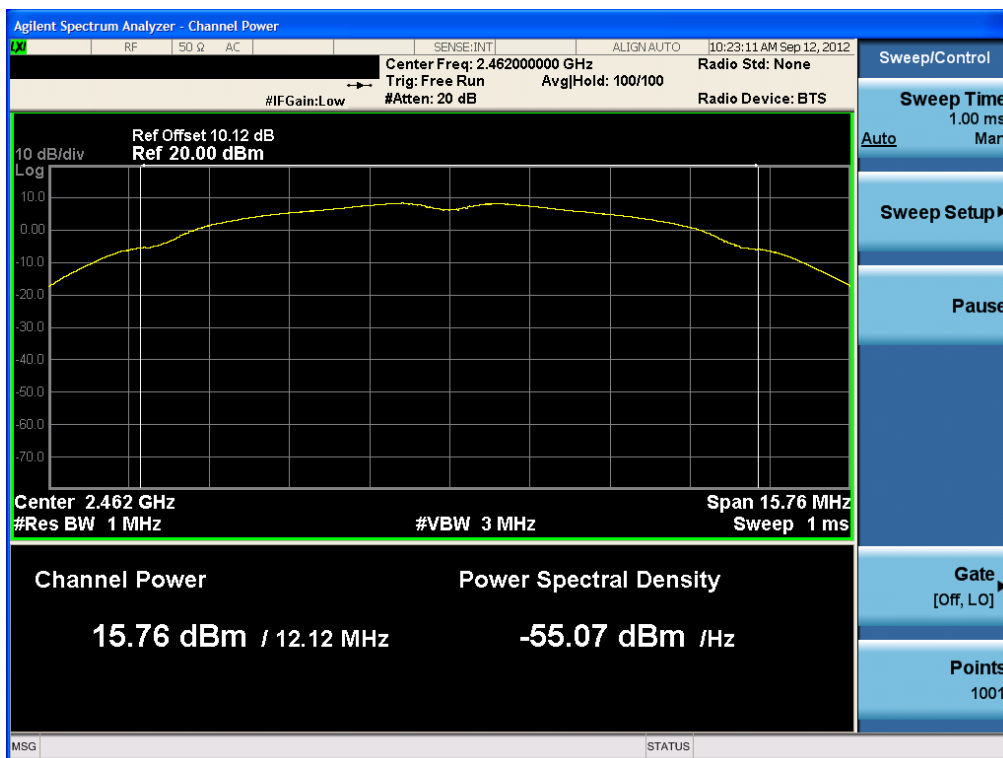
## Conducted Output Power (802.11b-CH 6) 11Mbps



## Conducted Output Power (802.11b-CH 11) 1Mbps

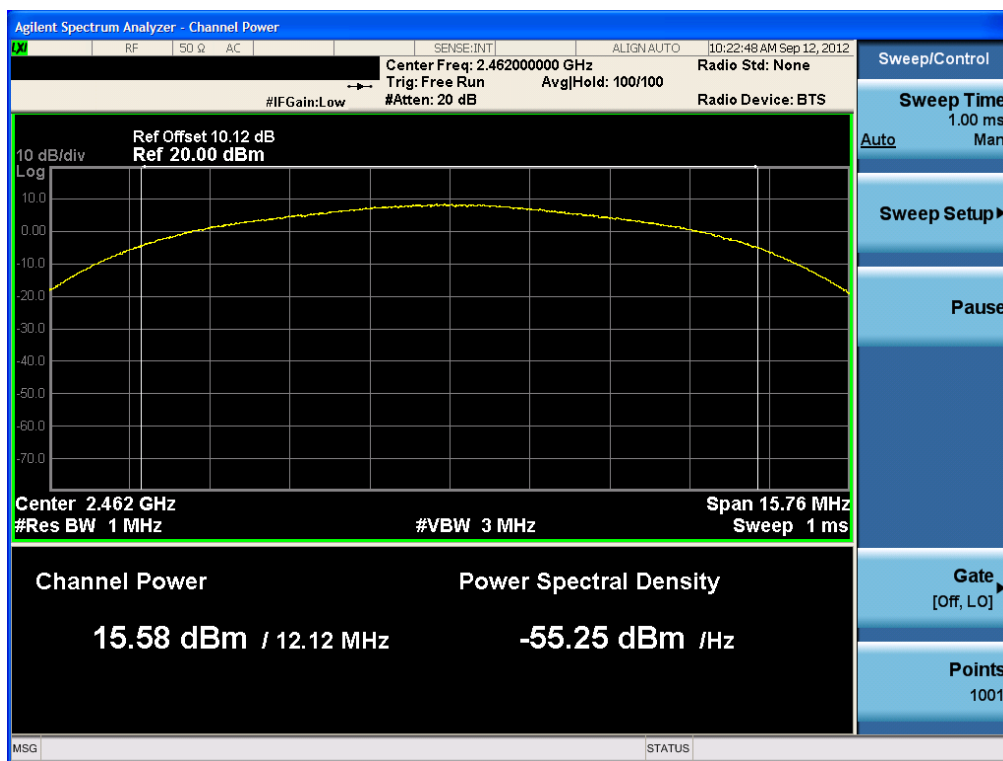


## Conducted Output Power (802.11b-CH 11) 2Mbps

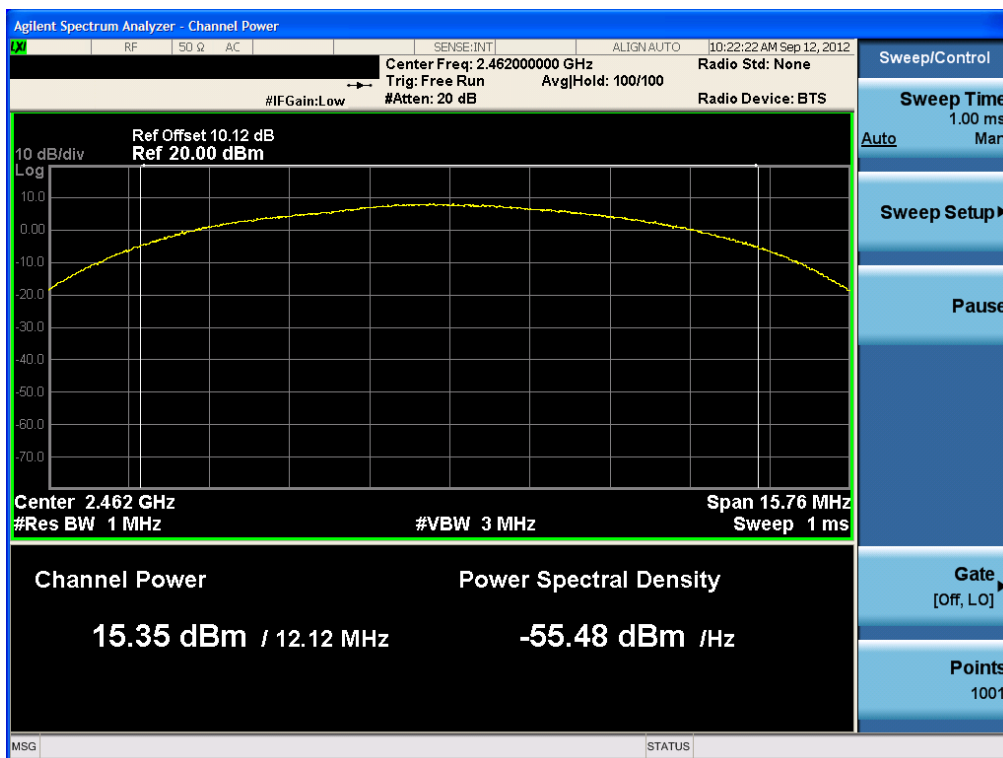


FCC PT.15.247 TEST REPORT	FCC CERTIFICATION REPORT		<a href="http://www.hct.co.kr">www.hct.co.kr</a>
Test Report No. HCTR1209FR08	Date of Issue: September 18, 2012	EUT Type: Android Mini Pad	FCC ID: A9B-A930

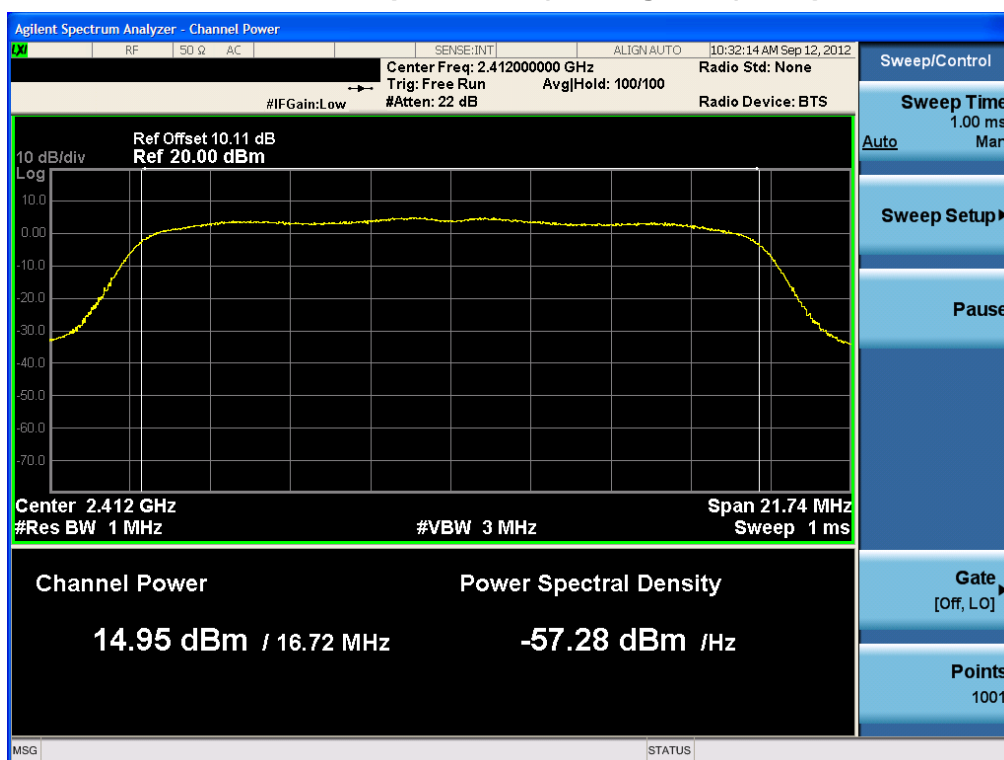
## Conducted Output Power (802.11b-CH 11) 5.5Mbps



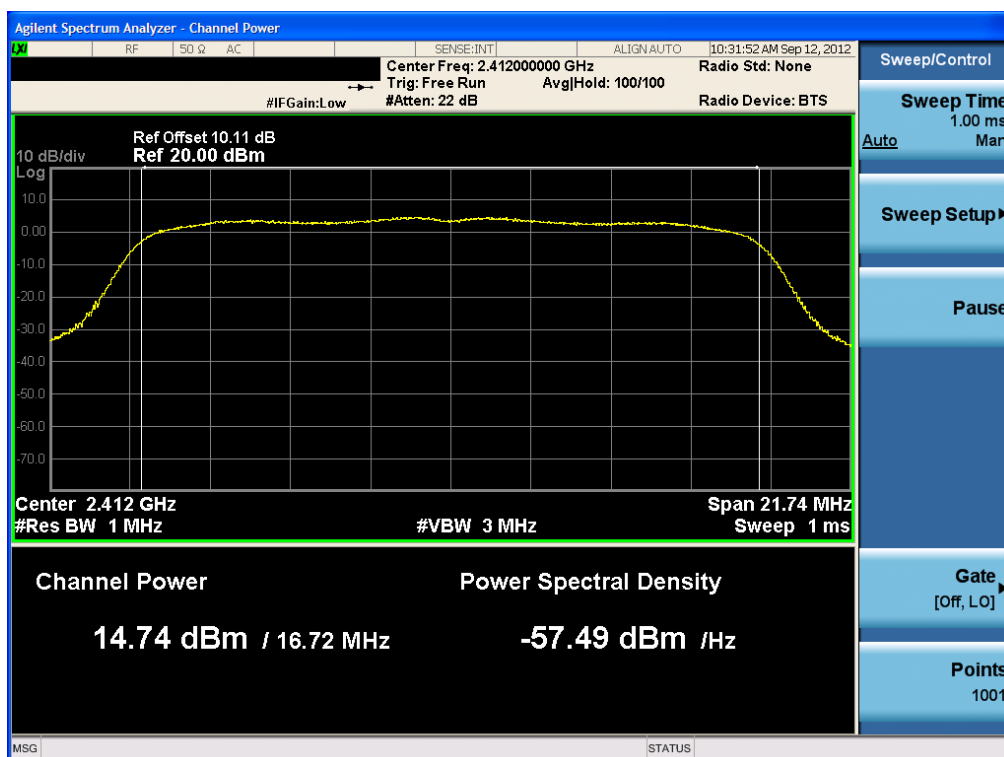
## Conducted Output Power (802.11b-CH 11) 11Mbps



## Conducted Output Power (802.11g-CH 1) 6Mbps



## Conducted Output Power (802.11g-CH 1) 9Mbps



FCC PT.15.247 TEST REPORT	FCC CERTIFICATION REPORT		<a href="http://www.hct.co.kr">www.hct.co.kr</a>
Test Report No. HCTR1209FR08	Date of Issue: September 18, 2012	EUT Type: Android Mini Pad	FCC ID: A9B-A930