




APPENDIX D: SAR TEST SETUP PHOTOGRAPHS



FCC ID: A98-FBC3105		SAR EVALUATION REPORT		Reviewed by: Quality Manager
Test Dates: 04/04/12 - 05/02/12	DUT Type: Portable Device			Page D1 of D5




SAR Test Setup Photo 1: Right Touch



SAR Test Setup Photo 2: Right Tilt



FCC ID: A98-FBC3105		SAR EVALUATION REPORT		Reviewed by: Quality Manager
Test Dates: 04/04/12 - 05/02/12	DUT Type: Portable Device			Page D2 of D5
© 2012 PCTEST Engineering Laboratory, Inc.				REV 11.1M 02/20/2012



SAR Test Setup Photo 3: Left Touch



SAR Test Setup Photo 4: Left Tilt



FCC ID: A98-FBC3105		SAR EVALUATION REPORT		Reviewed by: Quality Manager
Test Dates: 04/04/12 - 05/02/12	DUT Type: Portable Device			Page D3 of D5
© 2012 PCTEST Engineering Laboratory, Inc.				REV 11.1M 02/20/2012




SAR Test Setup Photo 5: Back Side at 0.0 cm




SAR Test Setup Photo 6: Top Edge at 0.0 cm



FCC ID: A98-FBC3105		SAR EVALUATION REPORT		Reviewed by: Quality Manager
Test Dates: 04/04/12 - 05/02/12	DUT Type: Portable Device			Page D4 of D5
© 2012 PCTEST Engineering Laboratory, Inc.				REV 11.1M 02/20/2012



SAR Test Setup Photo 7: Bottom Edge at 0.0 cm



SAR Test Setup Photo 8: Right Edge at 0.0 cm

FCC ID: A98-FBC3105		SAR EVALUATION REPORT		Reviewed by: Quality Manager
Test Dates: 04/04/12 - 05/02/12	DUT Type: Portable Device			Page D5 of D5
© 2012 PCTEST Engineering Laboratory, Inc.				REV 11.1M 02/20/2012