

Photographs of EUT Setup and Antenna Location

The photographs of EUT and setup for SAR testing are shown as follows.

<Front Face View> Left Earbuds




Antenna	To Top Side	To Bottom Side	To Left Side	To Right Side
	(mm)	(mm)	(mm)	(mm)
BT Ant 0	1.08	1.18	3.61	2.73

<Bottom Face View> Left Earbuds

Front Side

Left Side




Right Side

Rear Side

Antenna	To Front Side	To Rear Side
	(mm)	(mm)
BT Ant 0	1.60	16.75

<Front Face View> Right Earbuds




Antenna	To Top Side	To Bottom Side	To Left Side	To Right Side
	(mm)	(mm)	(mm)	(mm)
BT Ant 0	1.08	1.18	2.73	3.61

<Bottom Face View> Right Earbuds



Antenna	To Front Side	To Rear Side
	(mm)	(mm)
BT Ant 0	1.60	16.75

<Photographs of Head SAR Test Setup_Left Earbud>



<Photographs of Head SAR Test Setup_Right Earbud>

