


12. SETUP PHOTOS


12.1. FUNDAMENTAL FIELD (WORST-CASE ORIENTATION INVESTIGATION)



Y PHOTO




Z PHOTO




12.2. RADIATED EMISSION BELOW 30 MHz



12.3. RADIATED EMISSION ABOVE 30 MHz







12.4. FREQUENCY TOLERANCE OVER EXTREME CONDITIONS



12.5. AC MAINS LINE CONDUCTED EMISSION



LINE CONDUCTED EMISSION (BACK)



END OF REPORT