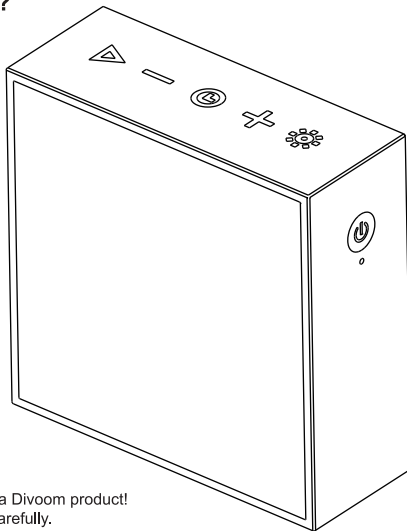

I'm Timebox-Evo, your personal pixel art assistant from Divoom.

I have a 16x16 pixel display and a DSP-tuned speaker. I also have many custom settings, as well as a new mobile application. Together, we will explore all the possibilities in the world of music and pixel art.

What's included?

- Timebox-Evo
- User manual
- USB-C charging cable



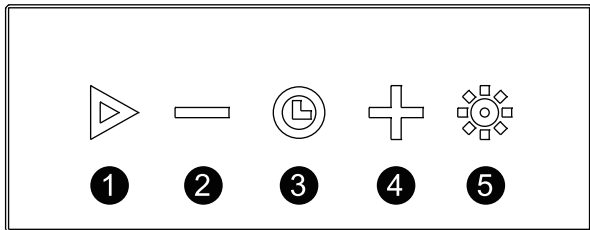
Thank you for purchasing a Divoom product!

Please read this manual carefully.

You can also visit www.divoom.com to learn more about our other products!

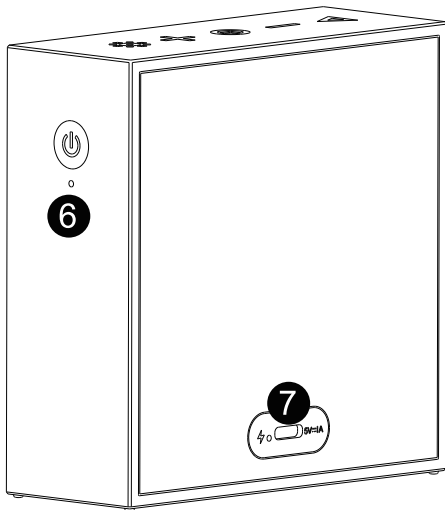
Due to the nature of the technology product, the instructions on this manual are subject to change without prior notice. If you have any questions, please feel free to contact the Divoom customer support.

Product details



- 1** Press: Play/pause music , Answer/end call
Hold: Record voice message / Reject incoming call
- 2** Press: Decrease volume
Hold: Previous song
- 3** Press: Auto power OFF timer
Hold: Enter manual alarm
- 4** Press: Increase volume
Hold: Next song
- 5** Press: Change channel
Hold: Change effects

Product details



- 6** Press: Check battery status
Hold: Power ON/OFF
- 7** USB-C charging port

How to connect in Bluetooth

How connect with the speaker/mobile application?



Download mobile application

The Divoom application is available in both iOS and Android systems.

You can search for 'Divoom' or scan this QR code.

* Please note: iOS and Android connecting process is different

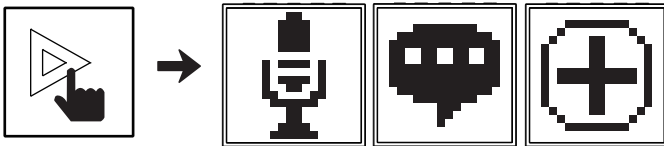
■ For Apple iOS system

1. In Settings, please turn on the Bluetooth.
2. Search and connect with the 'Timebox-Evo-audio'.
3. In mobile application, search and connect with 'Timebox-Evo-light'.

■ For Android system

1. Please turn on the Bluetooth in Settings.
2. Connect the 'Timebox-evo-light' and 'Timebox-Evo-audio' in the mobile application.

How to record a voice memo (up to 60 seconds)?



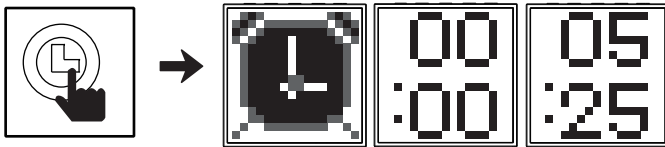
1. Hold the play button to activate the voice memo function
2. Start to record your message
3. Press play button to end the recording, and press play button again to playback.

* Once played, the message will be erased.

How to setup a manual alarm?

1. Hold the center 'Auto power-off' and enter the manual alarm mode
2. Press +/- to adjust time, press play button to confirm hour and switch to minute.
3. Press play button to activate alarm, or press 'lighting' button to disable existing manual alarm and exit.

* Timebox-Evo support a single manual alarm (more alarm options available in mobile application)



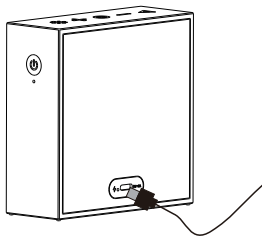
How to setup the auto power off?

1. Press the 'Auto Power-off' button to activate Auto power off function.
2. Keep pressing the same button to rotate the power off time interval.
3. Release the 'Auto Power-off' at the desired time interval to confirm.

* Select '00 min' to disable power off and exit auto power off mode.

How to charge?

- Insert the USB-C cable into the USB port on the rear panel.
- When Timebox-Evo is ON or charging, presses the power button to check the battery status.
- With 100% battery level, Timebox-Evo can provide up to 6 hours playtime.



Specification details:

Dimension (mm):98.5L x 98.5W x 38H

Weight: 316g

Speaker size: 45mm

Output power: 6W

Frequency response:95-20KHz

Signal-to-noise ratio: $\geq 84\text{dB}$

Playback time:up to 6hrs

Battery capacity: 2500mAh

Battery voltage: 3.6V

Battery charge time:3.5hrs

Charge:via USB cable, 5V \equiv 1A

Wireless range:up to 10 meters/33 feet

Bluetooth compliant:v5.3

- Please dispose of used batteries properly following local regulations. Do NOT incinerate.
- Removal of the rechargeable lithium-ion battery in this product should be conducted only by a qualified professional.

■ WARRANTY INFORMATION

This product is covered by a limited warranty from Divoom. For complete warranty details, visit the website www.Divoom.com

■ WARRANTY INFORMATION:

- 1.If you believe your product is defective within the warranty period, please bring the product back to where the product was initially purchased. Alternatively, or within any other questions or concerns, please call customer support at +0755 86290767, or contact us via email at support@divoom.com.
- 2.If within 12 (24 if required by local law) months of purchase this device or any part thereof is proven to be defective by reason of faulty workmanship or defects in materials, we will at our option repair or replace the same free of charge of labor or materials on condition that similar to the product current condition.
- 3.The sales invoice or receipt with the date and source of purchase must be presented together with the defective unit. We cannot validate the product warranty information without an invoice.
- 4.The warrant does not cover product failures which have been caused by use of accessories other peripheral devices which are not Divoom branded original accessories intended for use with the product.
- 5.The warranty does not cover product failures caused by: modification, repaired, and disassembled by any person who is not authorized by the manufacture.
- 6.The warranty is non transferable. Any defective unit or part shall become property of the manufacture.
- 7.Warranty does not cover any damage caused by misuse, drop, hit or negligent.
- 8.Customer is responsible for the return shipping charges.

This product is in compliance with Directive 2011/65/EU of the European Parliament and of the Council of 1 July 2011 on the restriction of the use of certain hazardous substances in electrical and electronic equipment.

■ **Please read the following instructions careful:**

- Please follow our product installation and operation instructions.
- Always place the speaker on a smooth and stable surface.
- Please place the speaker on an open area for the best sound quality. Do not block the surroundings of the speaker.
- Do not push any objects into speaker vents or slots. Do not apply any great force on the speaker.
- Please keep the speaker in a room temperature environment. Do not place the speaker near any heat sources (such as radiators, heat registers, stoves, fire place, or direct sunlight). Do not place the speaker near any open flame source.
- Do not attempt to service the speaker by yourself. Always refer to the instructions by qualified service personnel.
- To avoid the risk of electrical hazard, do not expose this speaker to wet surface.

■ **DECLARATION OF CONFORMITY:**

CE This device meets the essential requirements of the following Directive 2014/53/EU of the European parliament of the council of 16 April 2014.

The waste container symbol with the X through it on the device indicates that the device must be disposed of separately from normal domestic waste at an appropriate waste disposal facility at the end of its useful service life

■ **Limited Warranty**

1. If within 12 months of purchase this device or any part thereof is proven to be defective by reason of faulty workmanship or defects in materials, we will at our option repair or replace the same free of charge of labor or materials on condition that.
2. The original invoice or sales receipt with the date of purchase, or stamp from the dealer is presented together with the defective unit.
3. The warranty does not cover product failures which have been caused by use of accessories other than peripheral devices which are not DIVOOM branded original accessories intended for use with the product.
4. The warranty does not cover product failures caused by: Modification, repaired, and disassembled by any person who is not authorized by the manufacturer. Any defective unit or part shall become property of the manufacturer. The warranty does not cover any damage caused by misuse, drop, hit or neglect.

■ **FCC STATEMENT :**

This device complies with Part 15 of the FCC Rules. Operation is subject to the following two conditions:

- (1) This device may not cause harmful interference, and
- (2) This device must accept any interference received, including interference that may cause undesired operation.

Warning: Changes or modifications not expressly approved by the party responsible for compliance could void the user's authority to operate the equipment.

NOTE: This equipment has been tested and found to comply with the limits for a Class B digital device, pursuant to Part 15 of the FCC Rules. These limits are designed to provide reasonable protection against harmful interference in a residential installation. This equipment generates uses and can radiate radio frequency energy and, if not installed and used in accordance with the instructions, may cause harmful interference to radio communications. However, there is no guarantee that interference will not occur in a particular installation. If this equipment does cause harmful interference to radio or television reception, which can be determined by turning the equipment off and on, the user is encouraged to try to correct the interference by one or more of the following measures:

Reorient or relocate the receiving antenna.

Increase the separation between the equipment and receiver.

Connect the equipment into an outlet on a circuit different from that to which the receiver is connected.

Consult the dealer or an experienced radio/TV technician for help.

RF warning statement:

The device has been evaluated to meet general RF exposure requirement. The device can be used in portable exposure condition without restriction.

EU agent information

Company: APEX CE SPECIALISTS LIMITED

Address: UNIT 30 NORTH POINT HOUSE, NORTH POINT BUSINESS PARK, NEW MALLOW ROAD, CORK, T23 AT2P, IRELAND

Contact: Wells

Tel: +353212066339

E-mail: info@apex-ce.com

UK agent information

Company: Prolinx Global LTD

Address: 27 Old Gloucester Street, London, WC1N 3AX UK

Contact: Nianzhuang Liu

Tel: 00442039661193

E-mail: eu@eulinx.eu

The device has been evaluated to meet general RF exposure requirement. The device can be used in portable exposure condition without restriction.

Product name: Bluetooth Speaker

Product model: Timebox-Evo

Manufacturer: Shenzhen Divoom Technology Co., Ltd.

Frequency Range: 2402MHz to 2480MHz

Max. Transmit Power: 1.68dBm

SIMPLIFIED EU DECLARATION OF CONFORMITY

The simplified EU declaration of conformity referred to in Article 10(9) shall be provided as follows:

Hereby, Shenzhen Divoom Technology Co., Ltd. declares that radio equipment type Timebox-Evo is in compliance with Directive 2014 /53/EU, and this product is allowed to be used in all EU member states.

The full text of the EU declaration of conformity is available at following This product can be used across EU member states.

EUT Operating temperature: -10~45℃

Caution: Risk of explosion if battery is replaced by an incorrect type. Dispose of used batteries according to the instructions.

PRODUCT WARRANTY CARD

Product name: _____
Serial number: _____
purchasing store: _____
Purchasing date: _____
Owner name: _____
Contact Email: _____
owner address: _____

- Divoom official website:
<http://www.divoom.com/>
- Divoom warranty information:
<https://divoom.com/policies/refund-policy>
- Divoom product FAQ:
<https://divoom.com/apps/help-center>
- Divoom support Email:
support@divoom.com
- Divoom support contact number:
0755-86290791

Divoom repair & return address:

Shenzhen Divoom Technology Limited Corporation 1st Floor, 5th Building, XinLianHe Industrial
Complex Shajing Town, Baoan District Shenzhen City, Guangdong Province
518000 The people's republic of China