CIRCUIT DESCRIPTION

Model No.: VP-L
Brand: ORION

The device under application is a Video Cassette Player, which is operated by AC commercial power source and DC power source.(AC120V,60Hz/DC 12V).

The unit contains circuitry for the Power supply, Luminance, Chrominance, System control, Servo, Operation, Head amp, Audio, RF converter and so on.

RF Converter output is output in US 3ch or 4ch and Emission frequency is as follows.

Emission Frequency;	US 3ch Video carrier:	61.25MHz
	Audio carrier:	65.75MHz
	US 4ch Video carrier:	67.25MHz
	Audio carrier:	71.75MHz

Type of RF Input and Output Connector;
Type "F" Connector 75 ohm(Unbalanced)

The attached block diagram, ATTACHMENT L, describes the circuit functions.

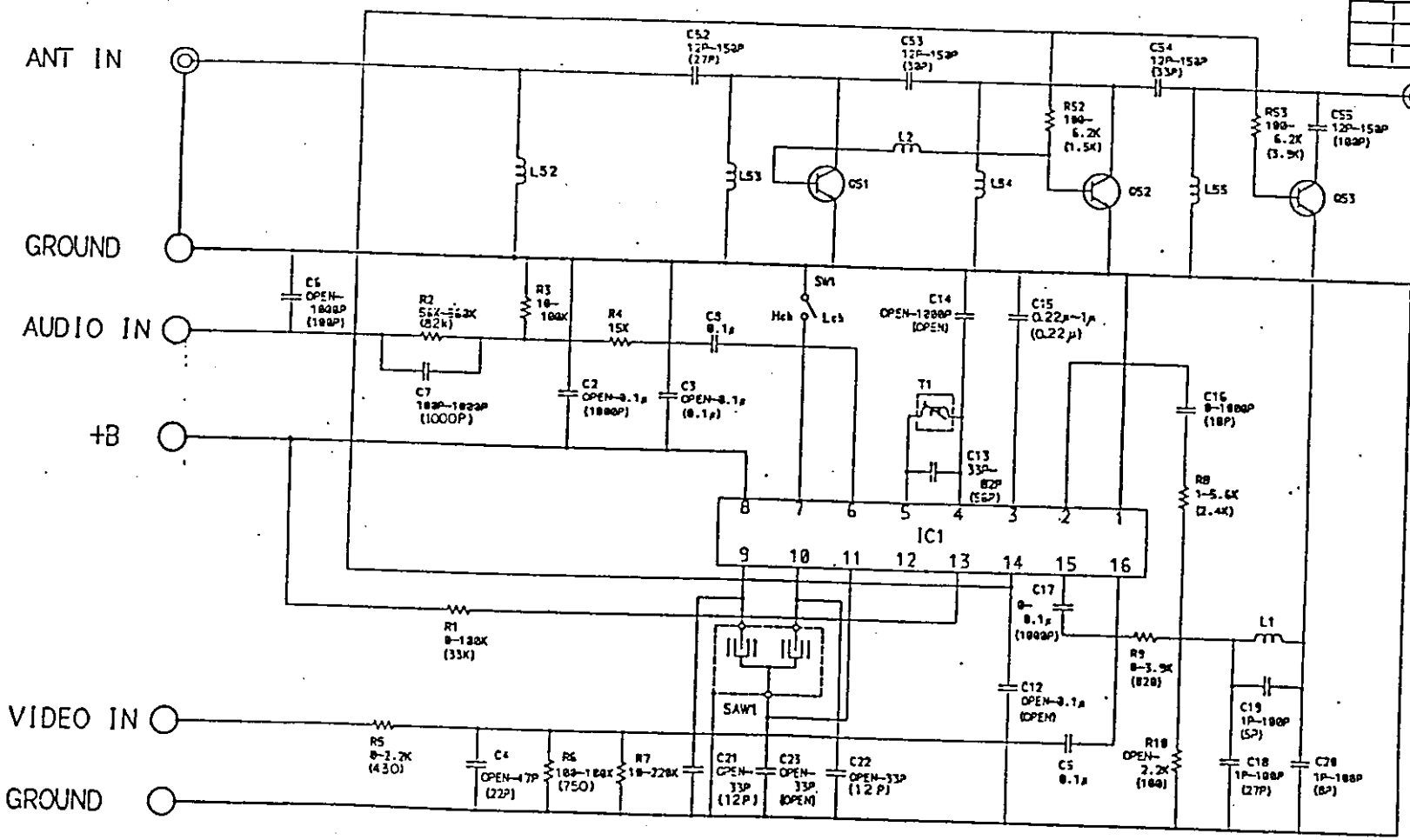

NOTE IC:HA11560 or Equivalent.

Q51~Q53:2SC4964, 2SC4326, 2SC4713, 2SC2735 or Equivalent.

SAW:KAR-61CT, FB2U, FB2SM or Equivalent.

ALL RESISTANCE VALUES IN OHM.

ALL CAPACITANCE VALUES IN FARAD.

RF CONVERTER CIRCUIT DIAGRAM

代表型番 MODEL	MDF33-VA340S	CIRCUIT DIAGRAM	
DESIGN BY	CHECKED BY	APPROVED BY	SYM. 55 / GROUP NO. / DWG. NO. 8533

ミツミ電機株式会社

MITSUMI ELEC. CO., LTD.

FCC ID:A7RM4C6A
MODEL NO.:VP-L
BRAND:ORION

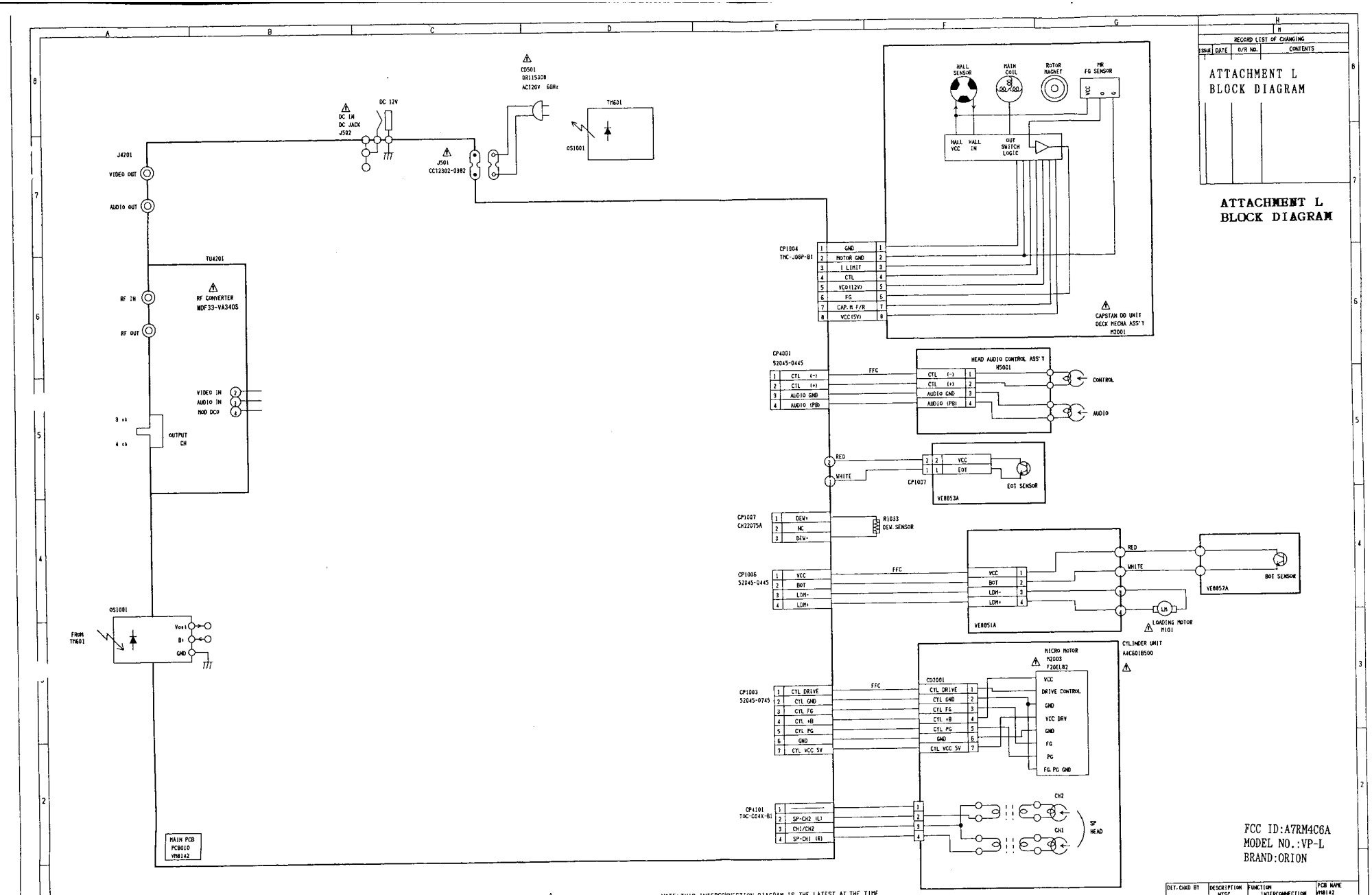

CAUTION: SINCE THESE PARTS MARKED BY ⚠ ARE CRITICAL FOR SAFETY. USE ONES DESCRIBED IN PARTS LIST ONLY.

ATTENTION: LES PIECES REPAREES PAR UN ⚠ ETANT DANGEREUSES AN POINT DE VUE SECURITE N'UTILISER QUE CELLS DECRITES DANS LA NOMENCLATURE DES PIECES.

NOTE: THIS INTERCONNECTION DIAGRAM IS THE LATEST AT THE TIME OF PRINTING AND SUBJECT TO CHANGE WITHOUT NOTICE.

ATTACHMENT M
CIRCUIT DIAGRAM

ISSUE	DATE	O/R NO.	CONTENTS
RECORD LIST OF CHANGING			

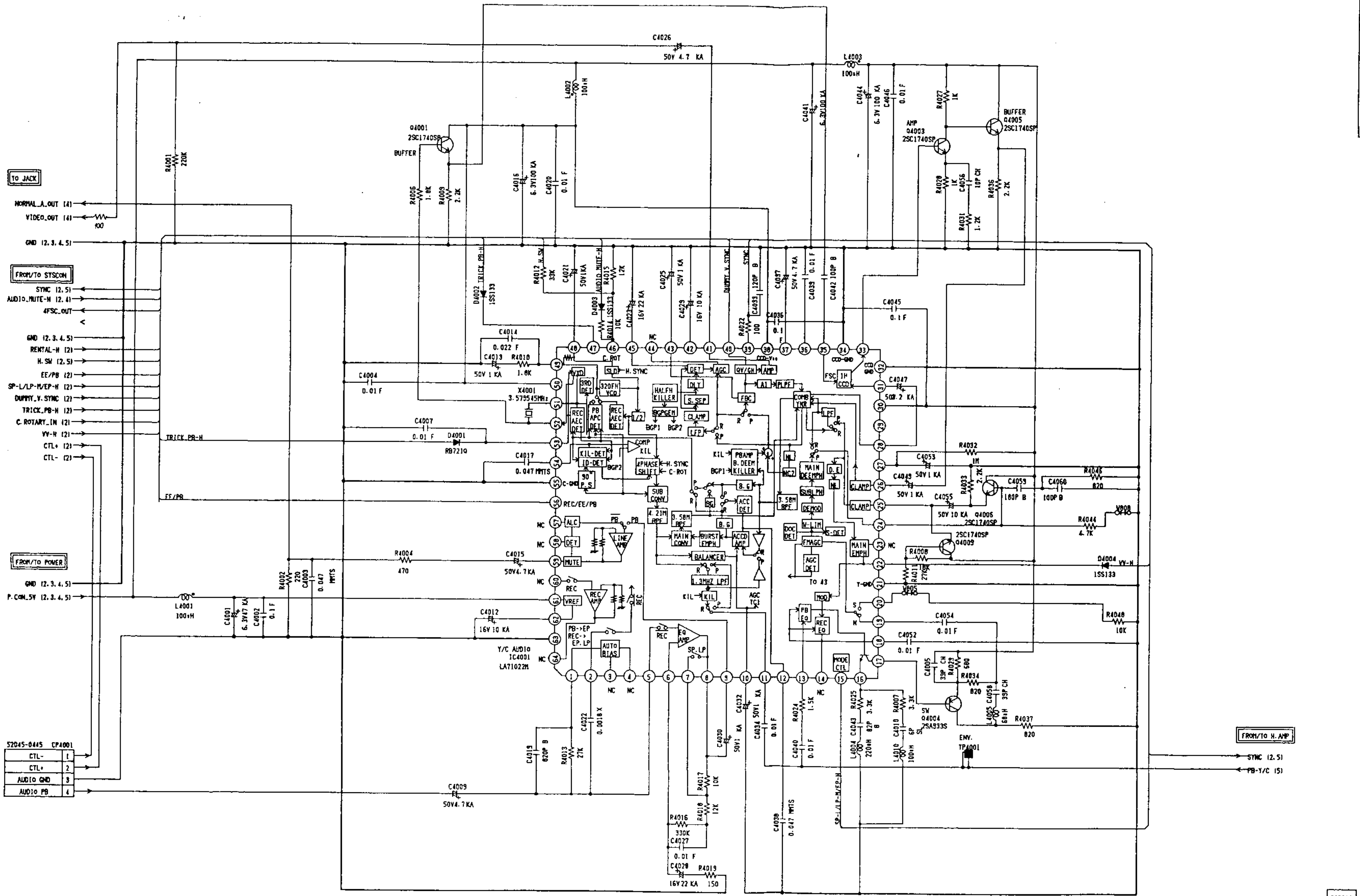

FCC ID:A7RM4C6A
MODEL NO.:VP-L
BRAND:ORION

NOTE: THE DC VOLTAGE AT EACH PART WAS MEASURED WITH THE DIGITAL TESTER DURING PLAYBACK.

NOTE: THIS SCHEMATIC DIAGRAM IS THE LATEST AT THE TIME OF PRINTING AND SUBJECT TO CHANGE WITHOUT NOTICE.

CAUTION: SINCE THESE PARTS MARKED BY ⚠ ARE CRITICAL FOR SAFETY, USE ONES DESCRIBED IN PARTS LIST ONLY.

ATTENTION: LES PIECES REPAREES PAR UN ⚠ ETANT DANGEREUSES AN POINT DE VUE SECURITE N'UTILISER QUE CELLS DECRITES DANS LA NOMENCLATURE DES PIECES.

CAUTION: DIGITAL TRANSISTOR

CAUTION: DIGITAL TRANSISTOR

DET. CHKD BY	DESCRIPTION NTSC	FUNCTION T/C/AUDIO	PCB NAME VM8142A_B
CHKD BY	STANDARD	DWG. NO. 1/6	Rev. No: 3.0 ISSU: A
DESIGN BY	MODEL M4C6	ORION ELECTRIC CO.,LTD SECTION: TEC-NO	DATE: 4/23/98

NOTE: THE DC VOLTAGE AT EACH PART WAS MEASURED WITH THE DIGITAL TESTER DURING PLAYBACK.

NOTE: THIS SCHEMATIC DIAGRAM IS THE LATEST AT THE TIME OF PRINTING AND SUBJECT TO CHANGE WITHOUT NOTICE.

CAUTION: SINCE THESE PARTS MARKED BY ⚠ ARE CRITICAL FOR SAFETY, USE ONES DESCRIBED IN PARTS LIST ONLY.

ATTENTION: LES PIECES REPARES PAR UN ⚠ ETANT DANGEREUSES AU POINT DE VUE SECURITE N'UTILISER QUE CELLS DECRITES DANS LA NOMENCLATURE DES PIECES.

RECORD LIST OF CHANGING

ISSUE	DATE	O/R NO.	CONTENTS

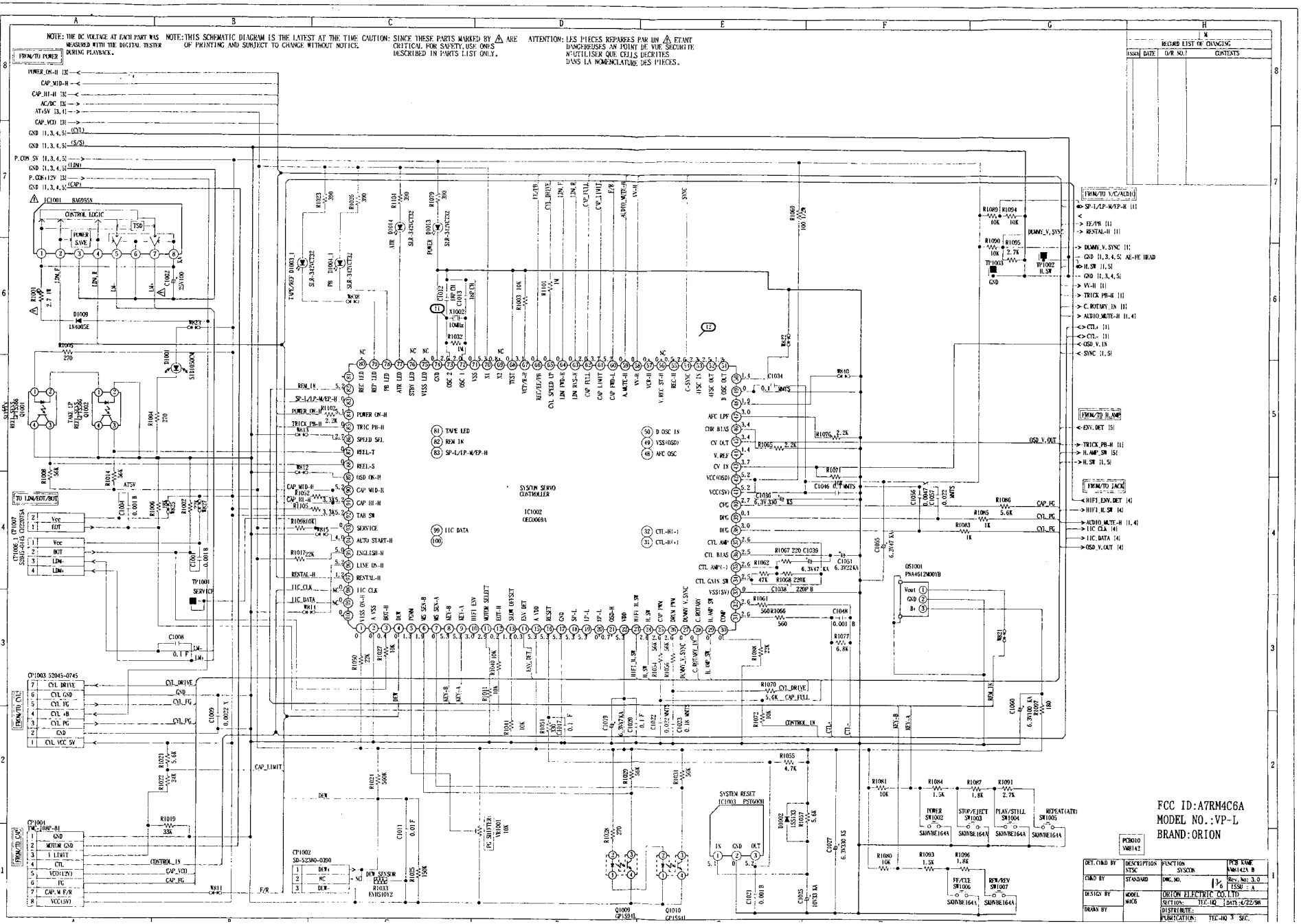

RECORD LIST OF CHANGING			
ISSUE	DATE	O/R NO.	CONTENTS

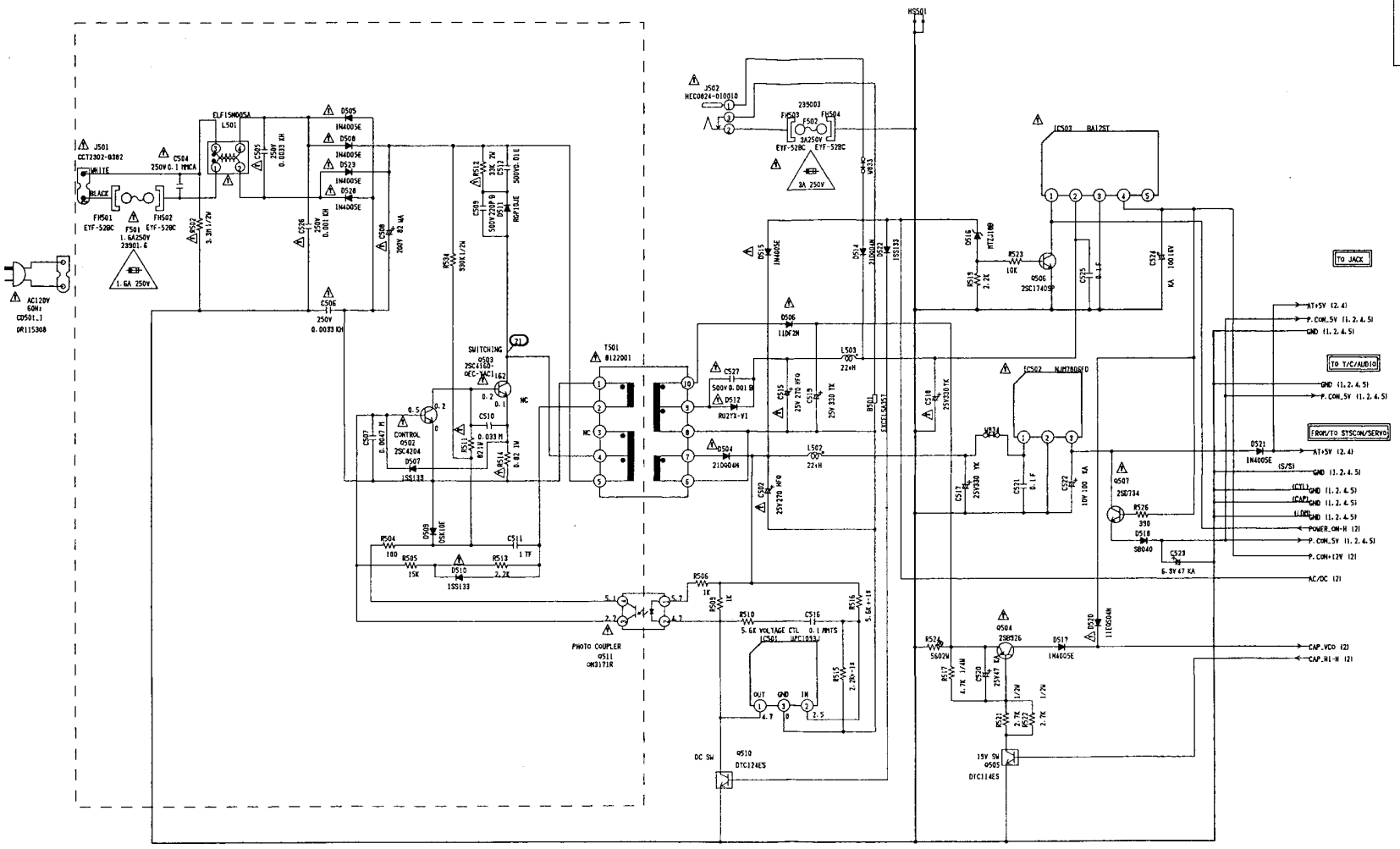

1.6A 250V 3A 250V

CAUTION: FOR CONTINUED PROTECTION AGAINST FIRE HAZARD. REPLACE ONLY WITH THE SAME TYPE FUSE 1.6A 250V (F501).
ATTENTION: POUR UNEPROTECTION CONTINUE LES RISQUES D'INCEIE N'UTILISER QUE DES FUSIBLE DE MEME TYPE 1.6A 250V (F501).

NOTE: THE DC VOLTAGE AT EACH PART WAS MEASURED WITH THE DIGITAL TESTER DURING PLAYBACK.

NOTE: THIS SCHEMATIC DIAGRAM IS THE LATEST AT THE TIME OF PRINTING AND SUBJECT TO CHANGE WITHOUT NOTICE.

ATTENTION: LES PIECES REPAREES PAR UN ⚠ ETANT DANGEREUSES AN POINT DE VUE SECURITE N'UTILISER QUE CELLS DECRITES DANS LA NOMENCLATURE DES PIECES.

CAUTION: SINCE THESE PARTS MARKED BY ⚠ ARE CRITICAL FOR SAFETY. USE ONES DESCRIBED IN PARTS LIST ONLY.

CAUTION: DIGITAL TRANSISTOR

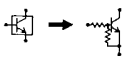

PCB010
VM8142

FCC ID:A7RM4C6A
MODEL NO.:VP-L
BRAND:ORION

DET. CHKD BY	DESCRIPTION NTSC	FUNCTION POWER	PCB NAME VM8142A_B
CHKD BY	STANDARD	DWG. NO. 1/6	Rev. No. 3.0 ISSU. A
DESIGN BY	MODEL M4C6	ORION ELECTRIC CO. LTD.	
DRAWN BY		SECTION: TEC-HQ	DATE: 4/23/98
		DISTRIBUTE: PUBLICATION: TEC-HQ 3 SEC.	

ATTTACHMENT M
CIRCUIT DIAGRAM

RECORD LIST OF CHANGING			
ISSUE	DATE	O/R NO.	CONTENTS

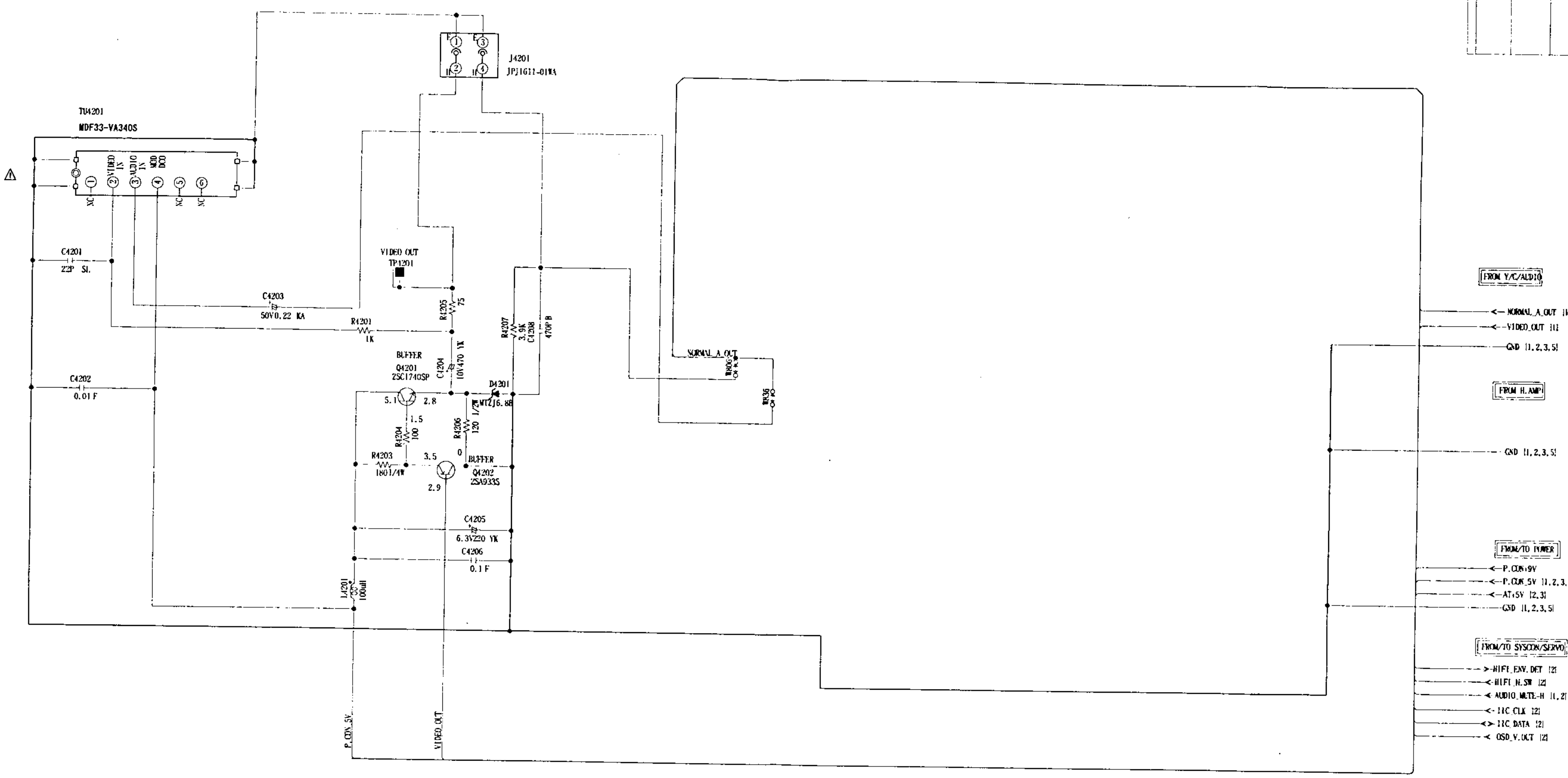

FCC ID:A7RM4C6A
MODEL NO.:VP-L
BRAND:ORION

NOTE: THE DC VOLTAGE AT EACH PART WAS MEASURED WITH THE DIGITAL TESTER DURING PLAYBACK.

NOTE: THIS SCHEMATIC DIAGRAM IS THE LATEST AT THE TIME OF PRINTING AND SUBJECT TO CHANGE WITHOUT NOTICE.

CAUTION: SINCE THESE PARTS MARKED BY ⚠ ARE CRITICAL FOR SAFETY, USE ONES DESCRIBED IN PARTS LIST ONLY.

ATTENTION: LES PIECES REPAREES PAR UN ⚠ ETANT DANGEREUSES AN POINT DE VUE SECURITE N'UTILISER QUE CELLS DECRITES DANS LA NOMENCLATURE DES PIECES.

DET. CHKD BY	DESCRIPTION NTSC	FUNCTION JACK	PCB NAME MM142A B
CHKD BY	STANDARD	DWG. NO. 1 5/6	Rev. No: 3.0 ISSUE: A
DESIGN BY	MODEL M4C6	ORION ELECTRIC CO.,LTD	
DRAWN BY		SECTION: TEC-HQ	DATE: 4/22/98
		DISTRIBUTE:	
		PUBRICATION: TEC-HQ 3 SEC.	

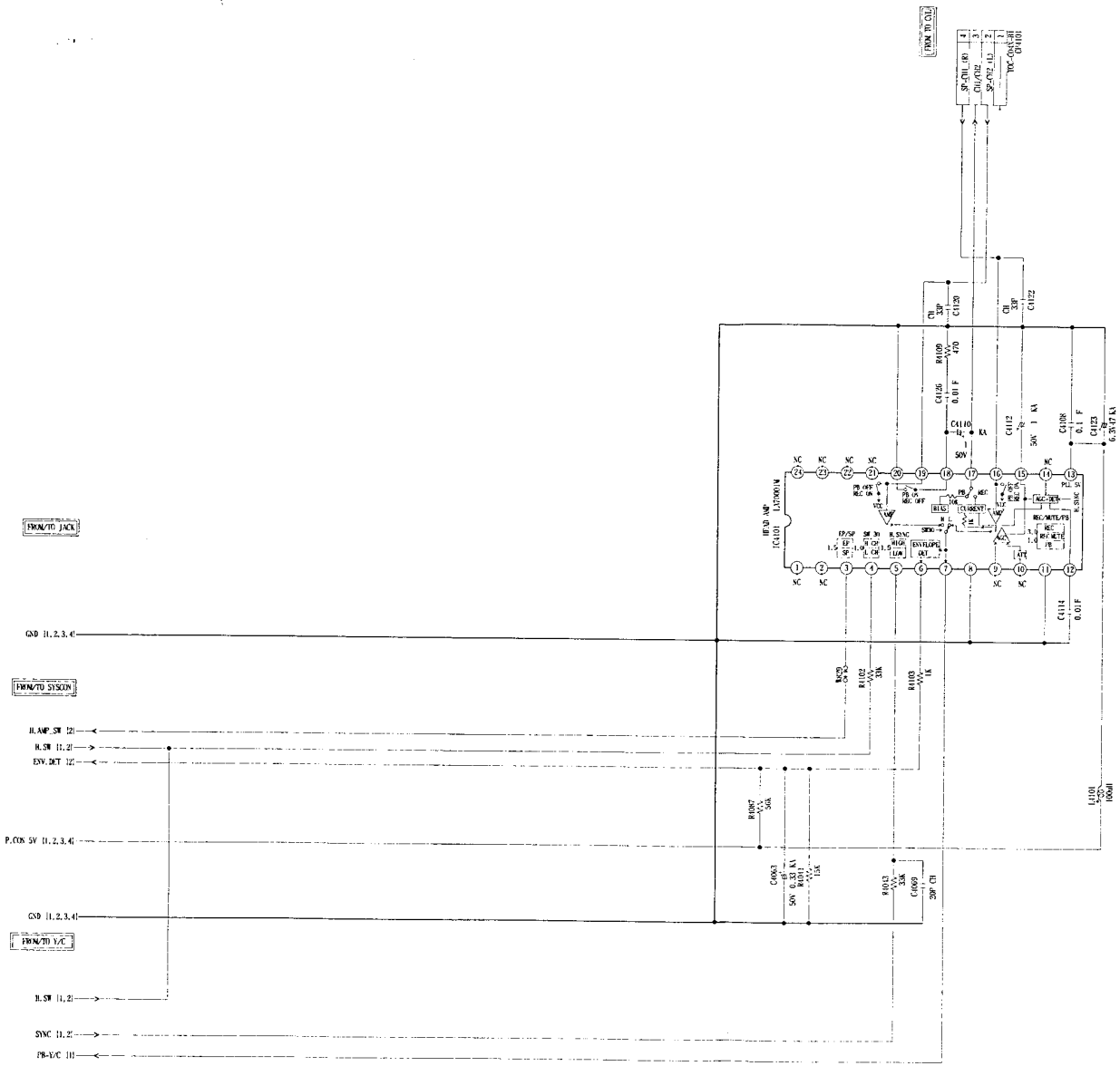

RECORD LIST OF CHANGING			
ISSUE	DATE	O/R NO.	CONTENTS

NOTE: THE DC VOLTAGE AT EACH PART WAS MEASURED WITH THE DIGITAL TESTER DURING PLAYBACK.

NOTE: THIS SCHEMATIC DIAGRAM IS THE LATEST AT THE TIME OF PRINTING AND SUBJECT TO CHANGE WITHOUT NOTICE.

FCC ID:A7RM4C6A
MODEL NO.:VP-L
BRAND:ORION

PCB010
VM6142

DET.CHKD BY	DESCRIPTION NTSC	FUNCTION H.AMP	PCB NAME VM6142A B
CHKD BY	STANDARD	DRG. NO. - 6/6	Rev.No: 3.0 ISSU : A
DESIGN BY	MODEL M4C6	ORION ELECTRIC CO.,LTD	
DRAWN BY		SECTION: TEC-HQ	DATE: 4/22/98
		DISTRIBUTE:	
		PUBLICATION: TEC-HQ 3 SEC.	