# INTERCONNECTION DIAGRAM

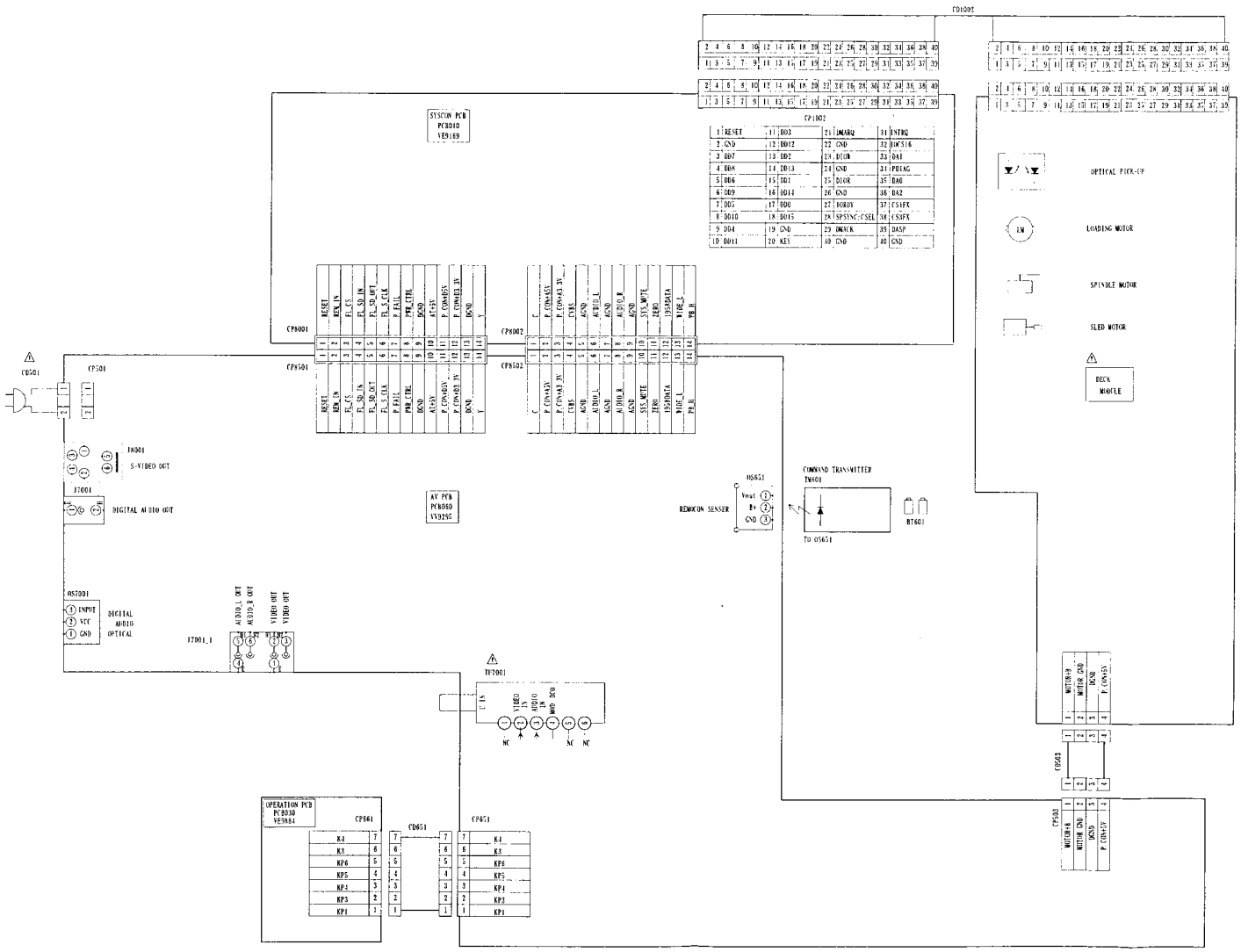


ATTACHMENT M
Circuit Diagram

FCC ID:A7RM298A
Model No:SDVD2000
BRAND:SANSUI

| RECORD LIST OF CHANGING | | |
|---|---|---|
| ISSUE DATE | O/R NO | CONTENTS |

CAUTION: SINCE THESE PARTS MARKED BY ⚠ ARE CRITICAL FOR SAFETY. USE ONES DESCRIBED IN PARTS LIST ONLY .

ATTENTION: LES PIECES REPAREES PAR UN ⚠ ETANT DANGEREUSES AN POINT DE VUE SECURITE N'UTILISER QUE CELLS DECRITES DANS LA NOMENCLATURE DES PIECES .

NOTE: THIS SCHEMATIC DIAGRAM IS THE LATEST AT THE TIME OF PRINTING AND SUBJECT TO CHANGE WITHOUT NOTICE .

| | | | |
|---|---|---|---|
| DET. CHKD BY | DESCRIPTION PAL/NTSC | FUNCTION INTERCONNECTION | PCB NAME KW9169 |
| CHKD BY | STANDARD TE | DWG NO M298NIN01 1/1 | Rev. No. 1.0 ISSF A |
| DESIGN BY | MODEL M298-12A | GRIGON ELECTRIC CO.,LTD | |
| DRAWN BY | | SECTION TEC-HQ | DATE 8/05/99 |
| | | DISTRIBUTE | |
| | | FABRICATION TEC-HQ SEC. | |

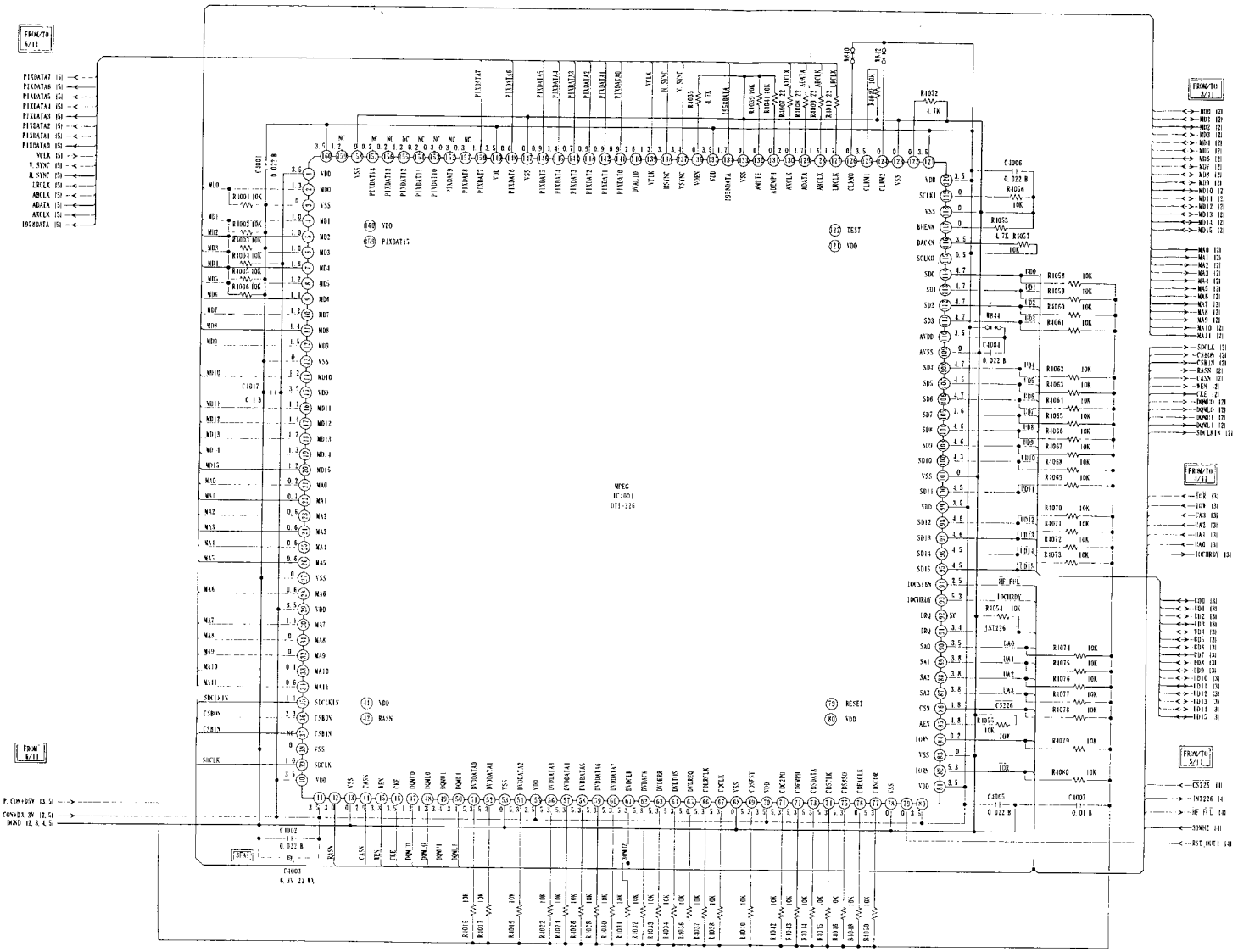


| RECORD LIST OF CHANGING | | | |
|---|---|---|---|
| ISSUE | DATE | D/R NO. | CONTENTS |

FCC ID:A7RM298A
Model No:SDVD2000
BRAND:SANSUI

CAUTION: SINCE THESE PARTS MARKED BY ⚠ ARE CRITICAL FOR SAFETY, USE ONES DESCRIBED IN PARTS LIST ONLY .

ATTENTION: LES PIECES REPAIREES PAR UN ⚠ ETANT DANGEREUSES AU POINT DE VUE SECURITE N'UTILISER QUE CELLS DECRITES DANS LA NOMENCLATURE DES PIECES .

NOTE: THIS SCHEMATIC DIAGRAM IS THE LATEST AT THE TIME OF PRINTING AND SUBJECT TO CHANGE WITHOUT NOTICE .

NOTE: THE DC VOLTAGE AT EACH PART WAS MEASURED WITH THE DIGITAL TESTER DURING PLAYBACK .

| | | | |
|---|---|---|---|
| DET CHKD BY | DESCRIPTION PAL/NTSC | FUNCTION MPEG | PCB NAME AW1489A B |
| CHKD BY | STANDARD CE | DWG NO. M298 MPG1 | 1/11 Rev No. 6.0 ISSU 4 |
| DESIGN BY T.Omishi | MODEL M298 | ORION ELECTRIC CO.LTD | |
| DRWN BY T.Omishi | | SECTION: TEC-ING DATE 5/23/99 | |
| | | DISTRIBUTE: | |
| | | PUBLICATION: TEC-ING SEC | |

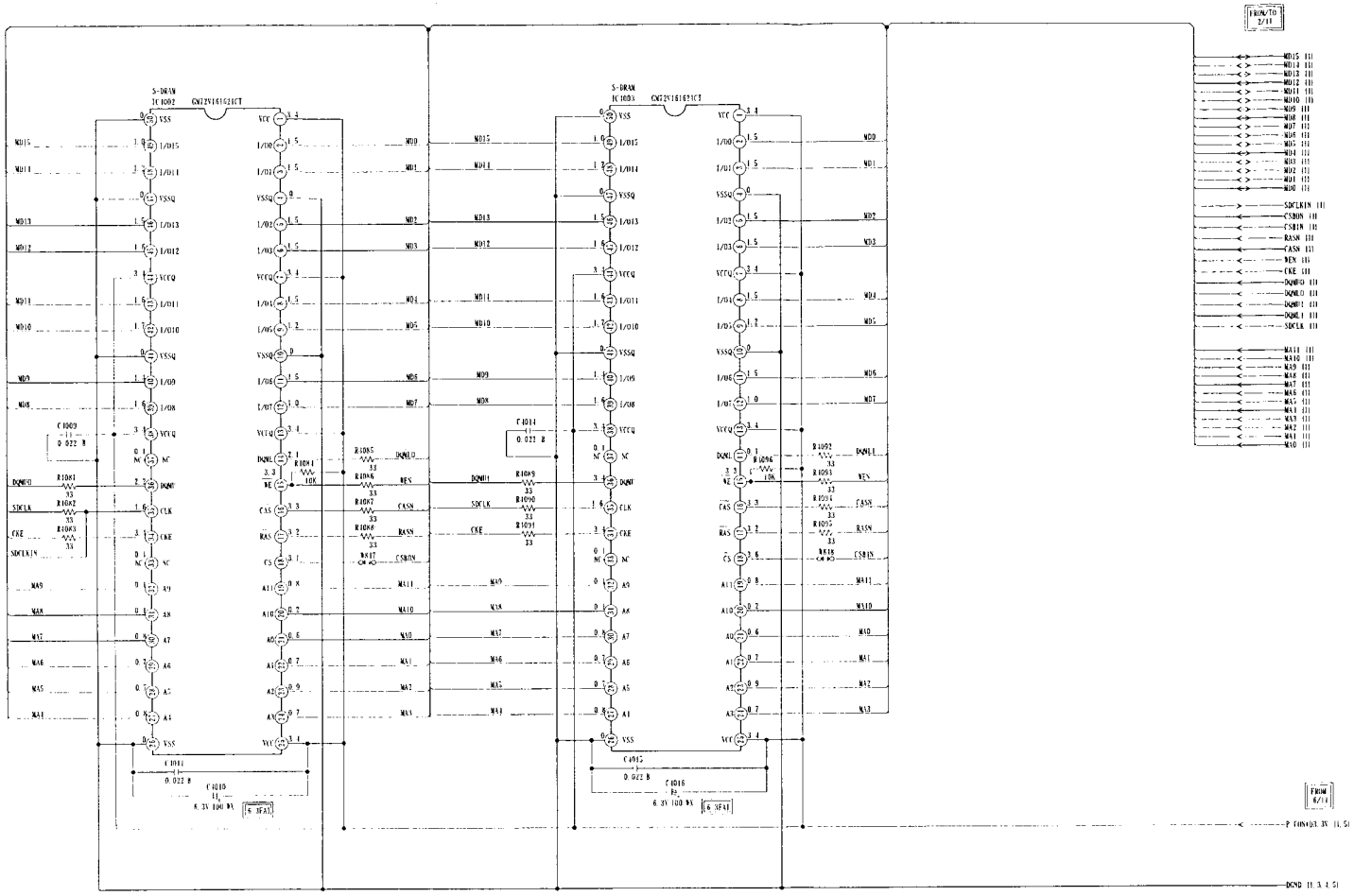


| RECORD LIST OF CHANGING | | | |
|---|---|---|---|
| ISSUE | DATE | O/R NO. | CONTENTS |
| | | | |

FCC ID:A7RM298A
Model No:SDVD2000
BRAND:SANSUI

CAUTION: SINCE THESE PARTS MARKED BY ⚠ ARE CRITICAL FOR SAFETY USE ONES DESCRIBED IN PARTS LIST ONLY .

ATTENTION: LES PIECES REPAREES PAR UN ⚠ ETANT DANGEREUSES AN POINT DE VUE SECURITE N'UTILISER QUE CELLS DECRITES DANS LA NOMENCLATURE DES PIECES .

NOTE: THIS SCHEMATIC DIAGRAM IS THE LATEST AT THE TIME OF PRINTING AND SUBJECT TO CHANGE WITHOUT NOTICE .

NOTE: THE DC VOLTAGE AT EACH PART WAS MEASURED WITH THE DIGITAL TESTER DURING PLAYBACK .

| | | | |
|---|---|---|---|
| DWT/CHKD BY | DESCRIPTION PAL/NTSC | FUNCTION SDRAM | PCB NAME M9169A B |
| CHKD BY | STANDARD CE | DWG NO M298MPG2 3/11 | Rev No. 6.0 ISSUE : A |
| DESIGN BY T. Omishi | MODEL M298 | ORION ELECTRIC CO.,LTD | |
| DRAWN BY T. Omishi | | SECTION TEC-HW | DATE 7/27/99 |
| | | DISTRIBUTE | |
| | | FABRICATION TEC-HW 1 SEC | |

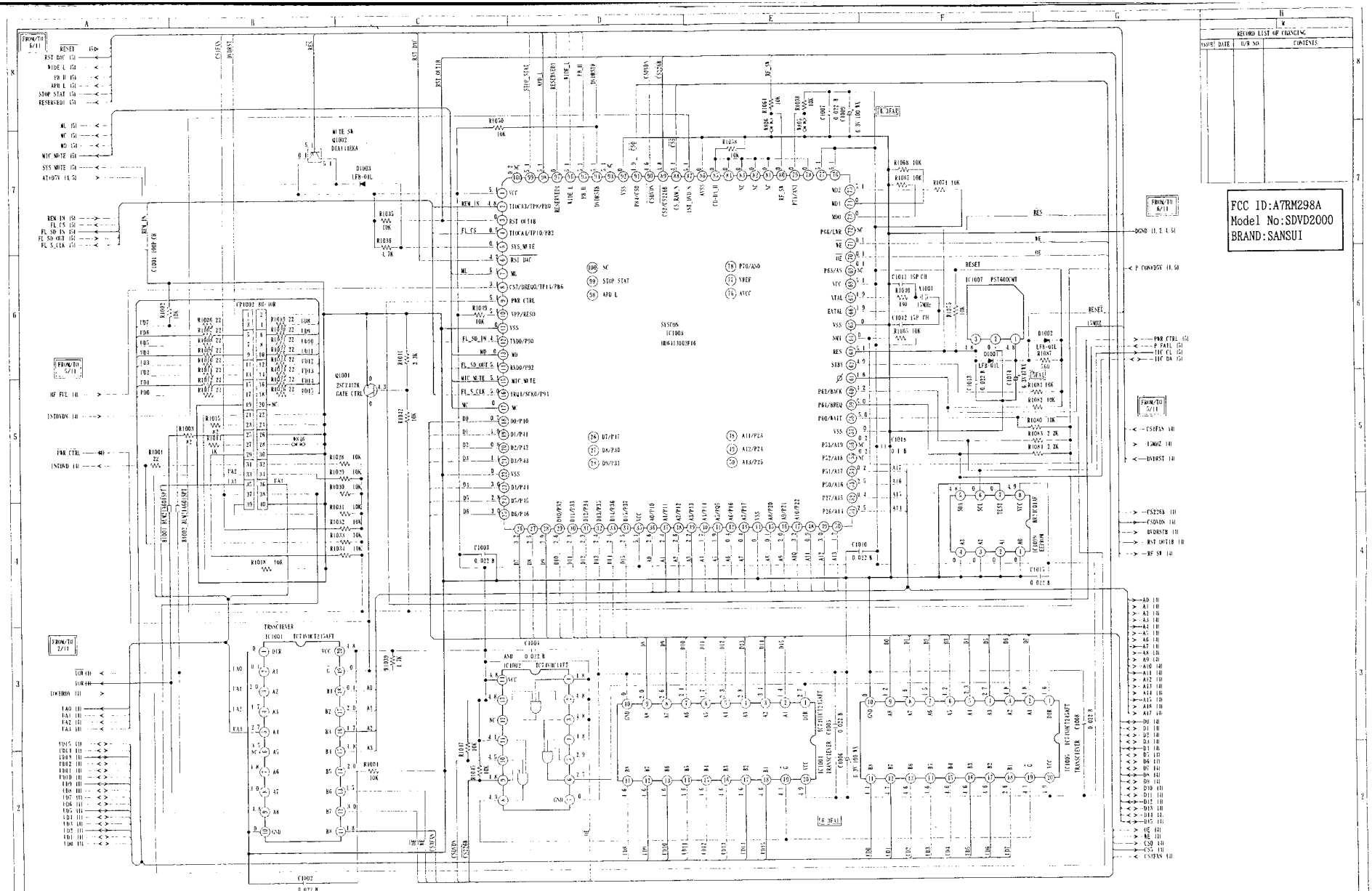
RECORD LIST OF CHANGING
ISSUE DATE
D/R NO
CONTENTS
FCC ID:A7RM298A
Model No:SDVD2000
BRAND:SANSUI
SYSCON
IC1006
TRANSCEIVER
CAUTION: DIGITAL TRANSISTOR
CAUTION: SINCE THESE PARTS MARKED BY ⚠, ARE CRITICAL FOR SAFETY. USE ONES DESCRIBED IN PARTS LIST ONLY.
ATTENTION: LES PIECES REPAREES PAR UN ⚠ ETANT DANGEREUSES AN POINT DE VUE SECURITE N'UTILISER QUE CELLS DECRITES DANS LA NOMENCLATURE DES PIECES.
NOTE: THIS SCHEMATIC DIAGRAM IS THE LATEST AT THE TIME OF PRINTING AND SUBJECT TO CHANGE WITHOUT NOTICE.
NOTE: THE DC VOLTAGE AT EACH PART WAS MEASURED WITH THE DIGITAL TESTER DURING PLAYBACK.
DET CIRCUIT BY
DESCRIPTION PAL/NTSC
FUNCTION SYSCON
PCB NAME W1169A B
CIRCUIT BY
STANDARD CE
DWG NO. W298SYC1
Rev No. 6.0
DESIGN BY T.Iwasaki
W298
ORION ELECTRIC CO.LTD
SECTION TEC-DIG
DATE 2/22/99
DISTRIBUTION
PUBLICATION TEC-DIG 1 SEC

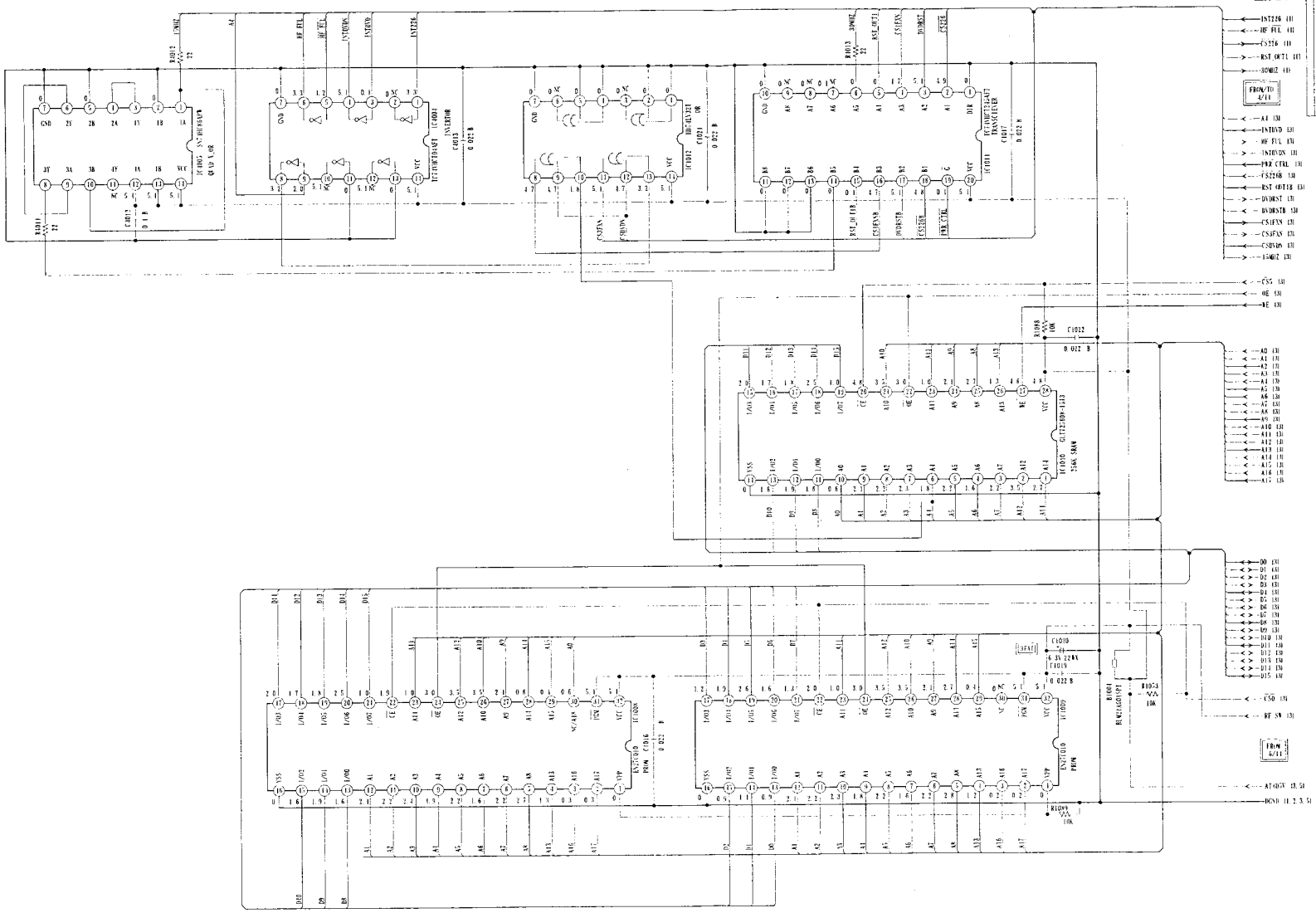

| RECORD LIST OF CHANGING | | | |
|---|---|---|---|
| ISSUE | DATE | D/R NO. | CONTENTS |

FCC ID:A7RM298A
Model No:SDVD2000
BRAND:SANSUI

CAUTION: SINCE THESE PARTS MARKED BY ⚠ ARE CRITICAL FOR SAFETY, USE ONES DESCRIBED IN PARTS LIST ONLY.

ATTENTION: LES PIECES REPAREES PAR UN ⚠ ETANT DANGEREUSES AU POINT DE VUE SECURITE N'UTILISER QUE CELLES DECRITES DANS LA NOMENCLATURE DES PIECES.

NOTE: THIS SCHEMATIC DIAGRAM IS THE LATEST AT THE TIME OF PRINTING AND SUBJECT TO CHANGE WITHOUT NOTICE.

NOTE: THE DC VOLTAGE AT EACH PART WAS MEASURED WITH THE DIGITAL TESTER DURING PLAYBACK.

| | | | |
|---|---|---|---|
| DET CHKD BY | DESCRIPTION PAL/NTSC | FUNCTION MEMORY | PCB NAME MD169A B |
| CHKD BY | STANDARD VE | DWG NO M298 SYSC2 | 5/11 Rev No. 6 0 ISSU 4 |
| DESIGN BY T.Omoshi | MODEL M298 | ORION ELECTRIC CO.,LTD | |
| DRAWN BY T.Omoshi | | SECTION: TEC-102 | DATE 7/27/99 |
| | | DISTRIBUTE PUBLICATION: TEC-102 1 SEC | |

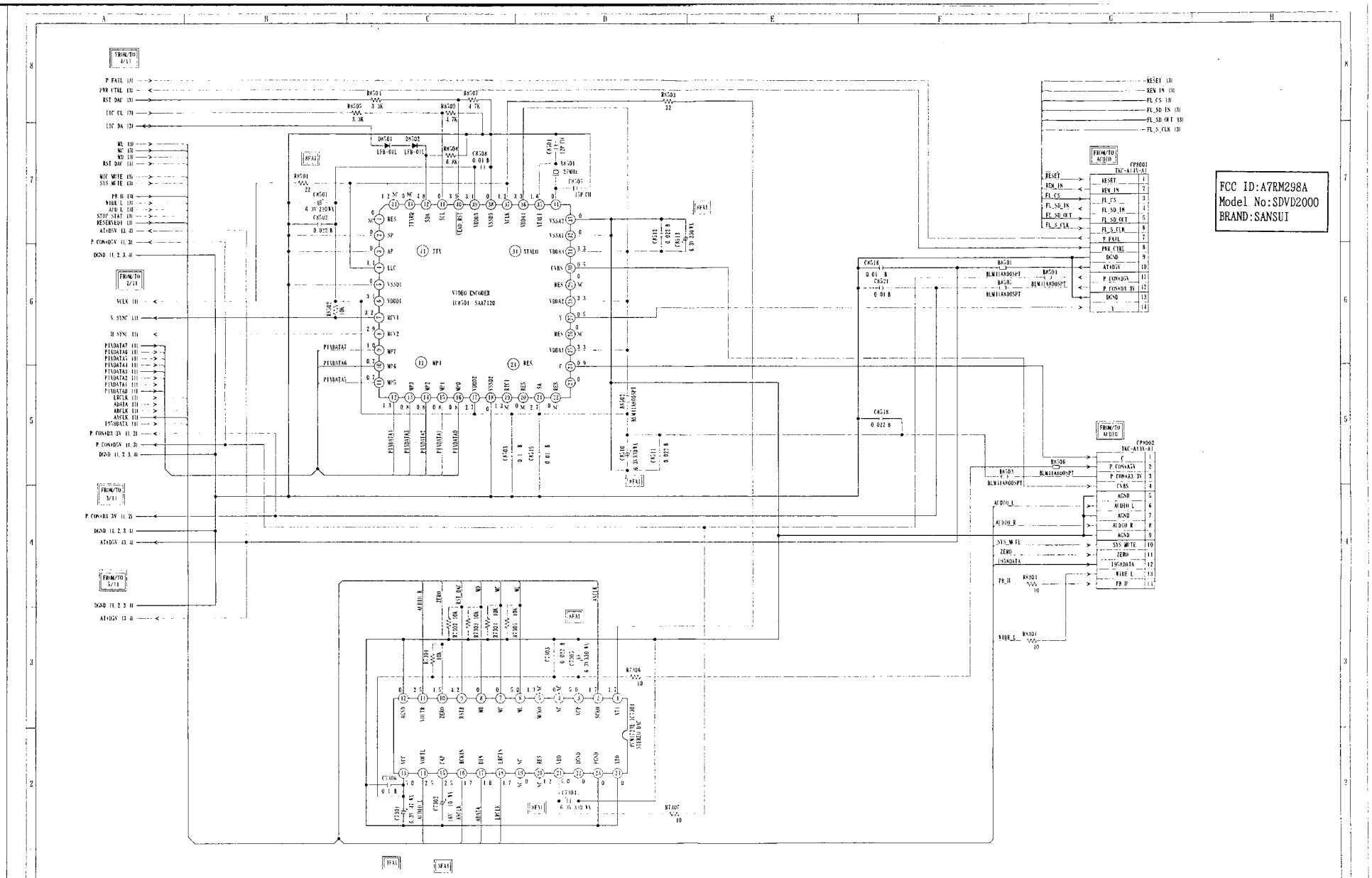


CAUTION: SINCE THESE PARTS MARKED BY ⚠ ARE CRITICAL FOR SAFETY. USE ONES DESCRIBED IN PARTS LIST ONLY.

NOTE: THE DC VOLTAGE AT EACH PART WAS MEASURED WITH THE DIGITAL TESTER DURING PLAYBACK.

NOTE: THIS SCHEMATIC DIAGRAM IS THE LATEST AT THE TIME OF PRINTING AND SUBJECT TO CHANGE WITHOUT NOTICE.

ATTENTION: LES PIECES REPAREES PAR UN ⚠ ETANT DANGEREUSES AN POINT DE VUE SECURITE N'UTILISER QUE CELLS DECRITES DANS LA NOMENCLATURE DES PIECES.

| | | | |
|---|---|---|---|
| DET FIXED BY | DESCRIPTION PAL/NTSC | FUNCTION VIDEO ENCODER | PCB NAME NW9169A B |
| CHKD BY | STANDARD CE | DWG NO M298 DVG1 6/11 | Rev No 6.0 ISSL 4 |
| DESIGN BY T.Onishi | MODEL M298 | ORION ELECTRIC CO.LTD | |
| DRAWN BY T.Onishi | | SECTION: TEC-1HQ | DATE 7/27/99 |
| | | DISTRIBUTE: | |
| | | PUBLICATION: TEC-1HQ 1 SEC | |

# AUDIO SCHEMATIC DIAGRAM
(AV PCB)

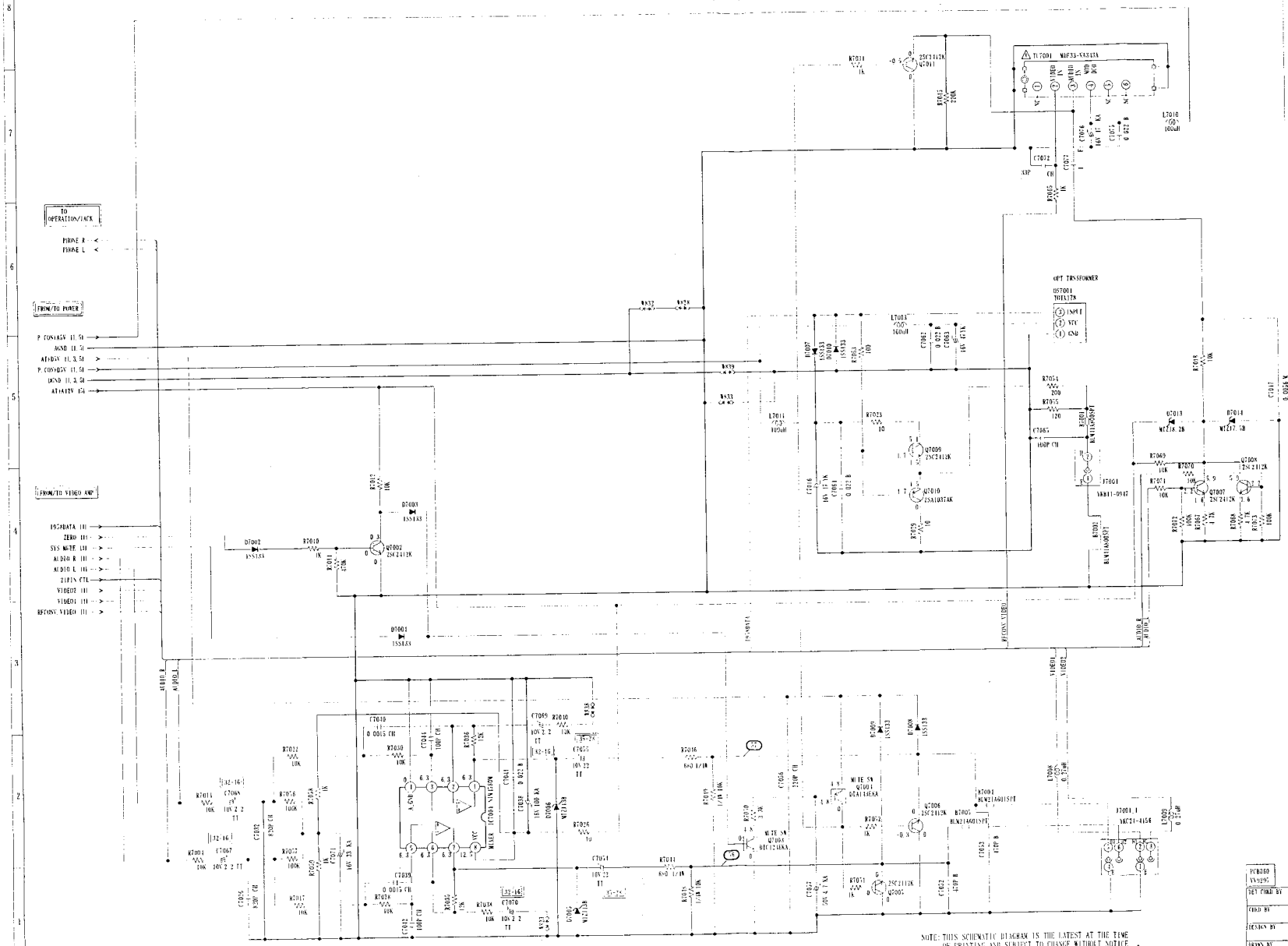


FCC ID:A7RM298A
Model No:SDVD2000
BRAND:SANSUI

NOTE: THE DC VOLTAGE AT EACH PART WAS MEASURED WITH THE DIGITAL TESTER DURING PLAYBACK .

NOTE: THIS SCHEMATIC DIAGRAM IS THE LATEST AT THE TIME OF PRINTING AND SUBJECT TO CHANGE WITHOUT NOTICE .

RECORD LIST OF CHANGING

| ISSUE DATE | O/R NO. | CONTENTS |
|---|---|---|
| | | |

| | | | |
|---|---|---|---|
| PCB080 XV9295 | | | |
| DET CHKD BY | DESCRIPTION PAL/NTSC | FUNCTION AUDIO | PCB NAME XV9295A C |
| CHKD BY | STANDARD CE | DWG NO M298-AFCE | Rev No 5.0 1/1 ISSU A |
| DESIGN BY | MODEL M298-11A | ONKYO ELECTRIC CO.,LTD. | |
| DRAWN BY K.ONISHI | | SECTION TEC-HQ | DATE 8/05/99 |
| | | DISTRIBUTE | |
| | | PUBLICATION TEC-HQ TESEC | |

# POWER SCHEMATIC DIAGRAM
(AV PCB)

| RECORD LIST OF CHANGING | | |
|---|---|---|
| ISSUE DATE | O/R NO. | CONTENTS |

FCC ID:A7RM298A
Model No:SDVD2000
BRAND:SANSUI

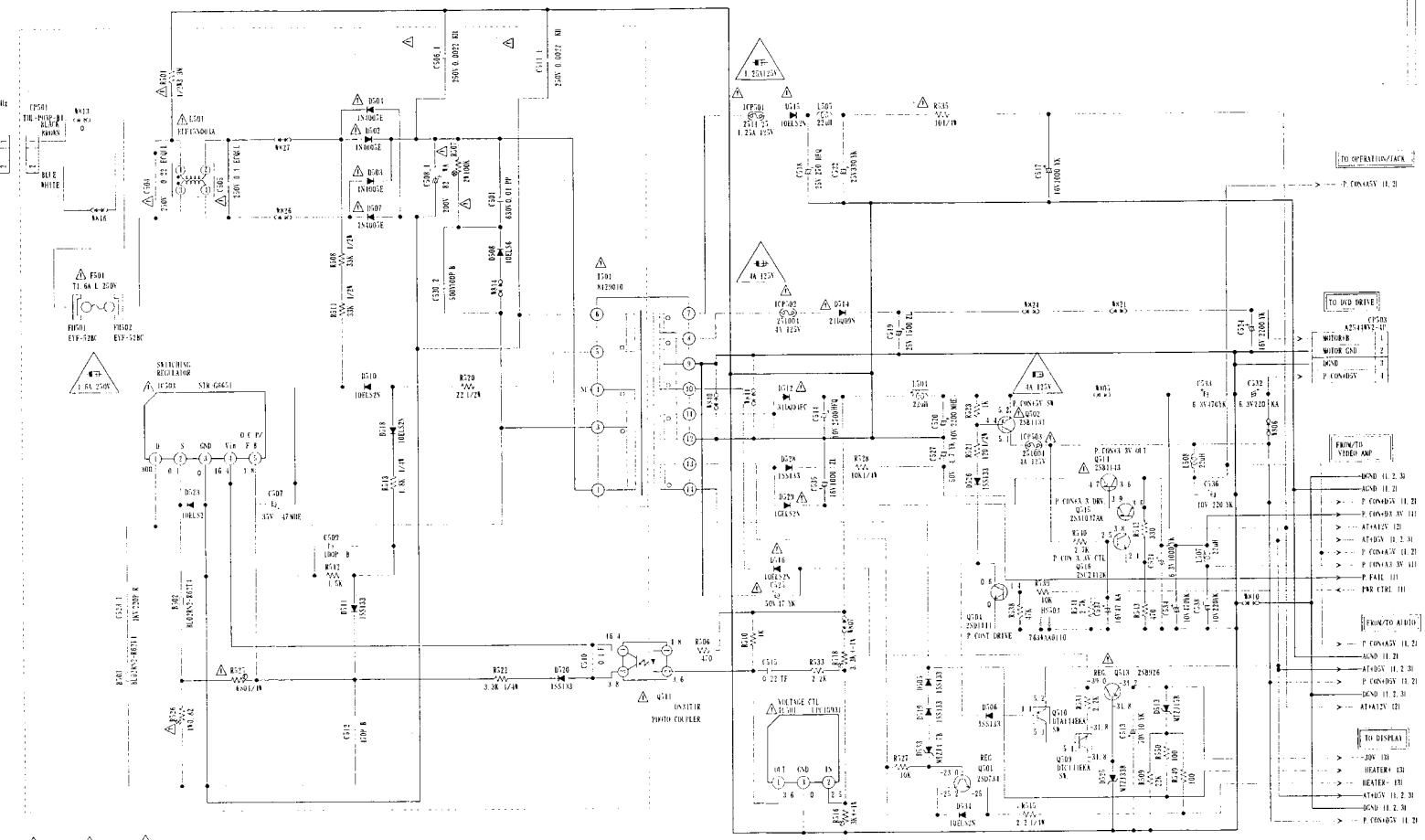


CAUTION: FOR CONTINUED PROTECTION AGAINST FIRE HAZARD REPLACE ONLY WITH THE SAME TYPE FUSE 1.6A 250V(F501), 1.25A 125V(IFP501) AND 4A 125V(IFP502, IFP503)

ATTENTION: POUR UNE PROTECTION CONTINUE LES RISQUES D'INCENDIE N'UTILISER QUE DES FUSIBLE DE MEME TYPE 1.6A 250V(F501), 1.25A 125V(IFP501) ET 4A 125V(IFP502, IFP503)

CAUTION: IFP501, IFP502 AND IFP503 ARE MANUFACTURED BY LITTELFUSE INC. TYPE 251

CAUTION: SINCE THESE PARTS MARKED BY ⚠ ARE CRITICAL FOR SAFETY, USE ONES DESCRIBED IN PARTS LIST ONLY.

ATTENTION: LES PIECES REPAREES PAR UN ⚠ ETANT DANGEREUSES AU POINT DE VUE SECURITE N'UTILISER QUE CELLES DECRITES DANS LA NOMENCLATURE DES PIECES.

NOTE: THIS SCHEMATIC DIAGRAM IS THE LATEST AT THE TIME OF PRINTING AND SUBJECT TO CHANGE WITHOUT NOTICE.

NOTE: THE DC VOLTAGE AT EACH PART WAS MEASURED WITH THE DIGITAL TESTER DURING PLAYBACK.

CAUTION: DIGITAL TRANSISTOR

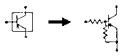

CAUTION: DIGITAL TRANSISTOR

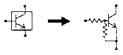

| | | | |
|---|---|---|---|
| DET. CHKD BY | DESCRIPTION PAL/NTSC | FUNCTION POWER | PCB NAME AV9298A C |
| CHKD BY | STANDARD CE | DWG NO M298-PW02 | REV NO 5.0 TSST A |
| DESIGN BY | MODEL M298-11A | ORION ELECTRIC CO., LTD | |
| DRAWN BY T. ONISHI | | SECTION TEC-HQ | DATE 6/09/99 |
| | | DISTRIBUTE | |
| | | PUBLICATION TEC-HQ | 1 SHT |

# DISPLAY SCHEMATIC DIAGRAM
(AV PCB)

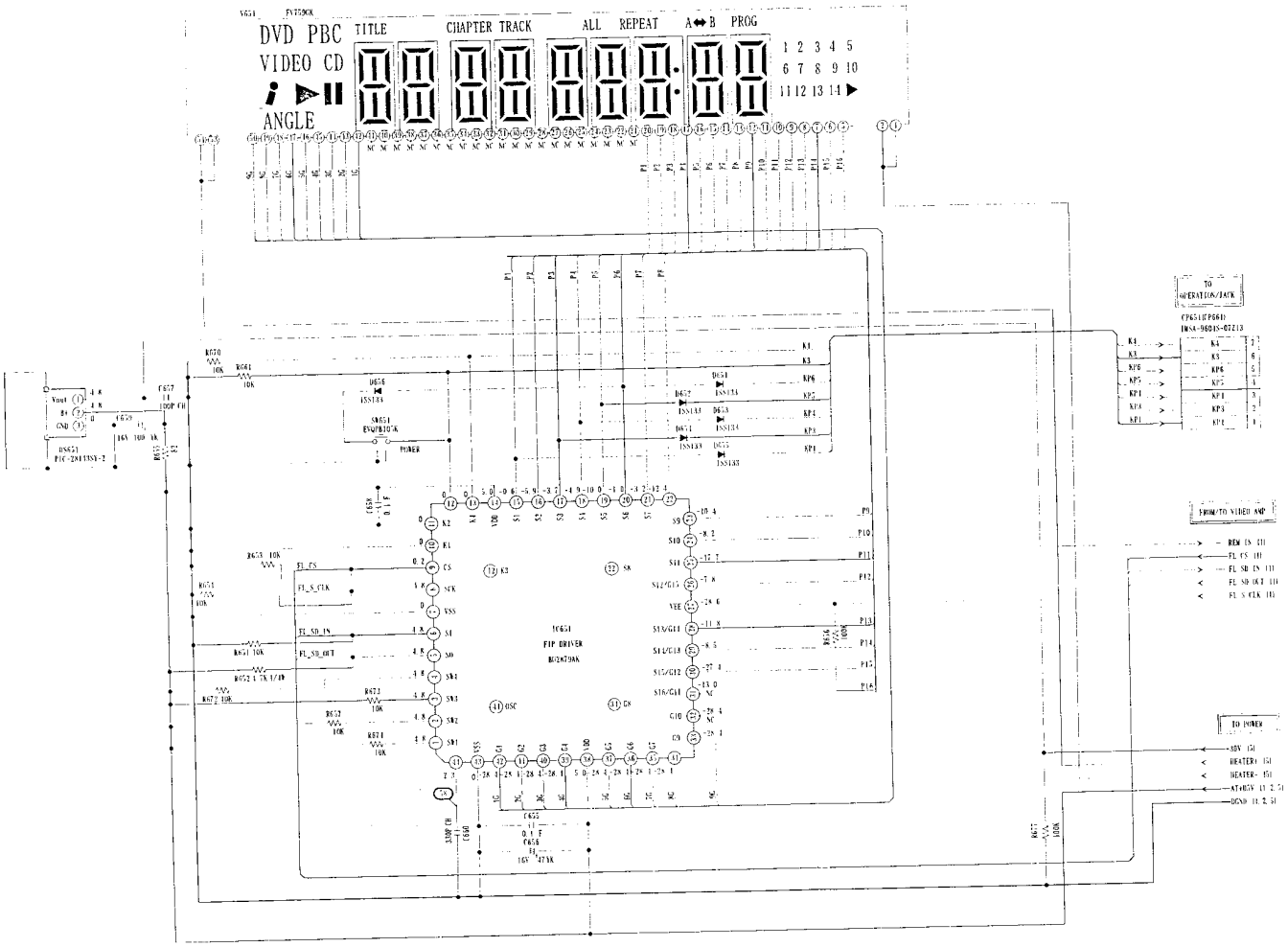


| RECORD LIST OF CHANGING | | | |
|---|---|---|---|
| ISSUE | DATE | O/R NO | CONTENTS |

FCC ID:A7RM298A
Model No:SDVD2000
BRAND:SANSUI

NOTE: THIS SCHEMATIC DIAGRAM IS THE LATEST AT THE TIME OF PRINTING AND SUBJECT TO CHANGE WITHOUT NOTICE.

NOTE: THE DC VOLTAGE AT EACH PART WAS MEASURED WITH THE DIGITAL TESTER DURING PLAYBACK.

CAUTION: DIGITAL TRANSISTOR

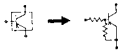

| | | | |
|---|---|---|---|
| DET CHKD BY | DESCRIPTION PAL/NTSC | FUNCTION DISPLAY | PCB NAME VV9294 C |
| CHKD BY | STANDARD CE | DWG NO W298 OFG1 | Rev No. 5.0 |
| DESIGN BY | MODEL W298-11A | ORION ELECTRIC CO.LTD | |
| DRAWN BY T.WATANABE | | SECTION TEC-1N2 | DATE 8/05/99 |
| | | DISTRIBUTE | |
| | | FABRICATION TEC-1N2 T.SEC | |

# OPERATION/JACK SCHEMATIC DIAGRAM
(AV PCB)

| RECORD LIST OF CHANGING | | | |
|---|---|---|---|
| ISSUE | DATE | O/R NO. | CONTENTS |
| | | | |

FCC ID:A7RM298A
Model No:SDVD2000
BRAND:SANSUI

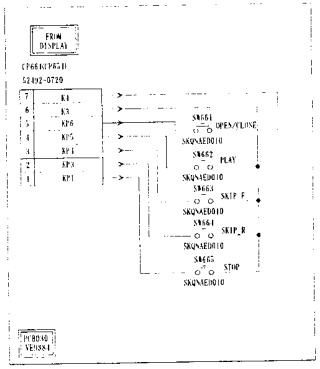


NOTE: THIS SCHEMATIC DIAGRAM IS THE LATEST AT THE TIME OF PRINTING AND SUBJECT TO CHANGE WITHOUT NOTICE.

NOTE: THE DC VOLTAGE AT EACH PARE WAS MEASURED WITH THE DIGITAL TESTER DURING PLAYBACK.

| | | | |
|---|---|---|---|
| DWN BY | DESCRIPTION PAL/NTSC | FUNCTION OPERATION/JACK | RELEASE SX9294 C |
| CHKD BY | STANDARD CE | DWG NO. M298-OPG2 / 10 / 14 | Rev No. 5.0 / ESM |
| DESIGN BY | MODEL M298-11A | SANSUI ELECTRIC CO.,LTD. SECTION TEC-HQ | DATE 8/08/99 |
| DRAWN BY T ONUMII | | DISTRIBUTE: PUBLICATION: TEC-HQ TESEC | |

# VIDEO AMP SCHEMATIC DIAGRAM
(AV PCB)

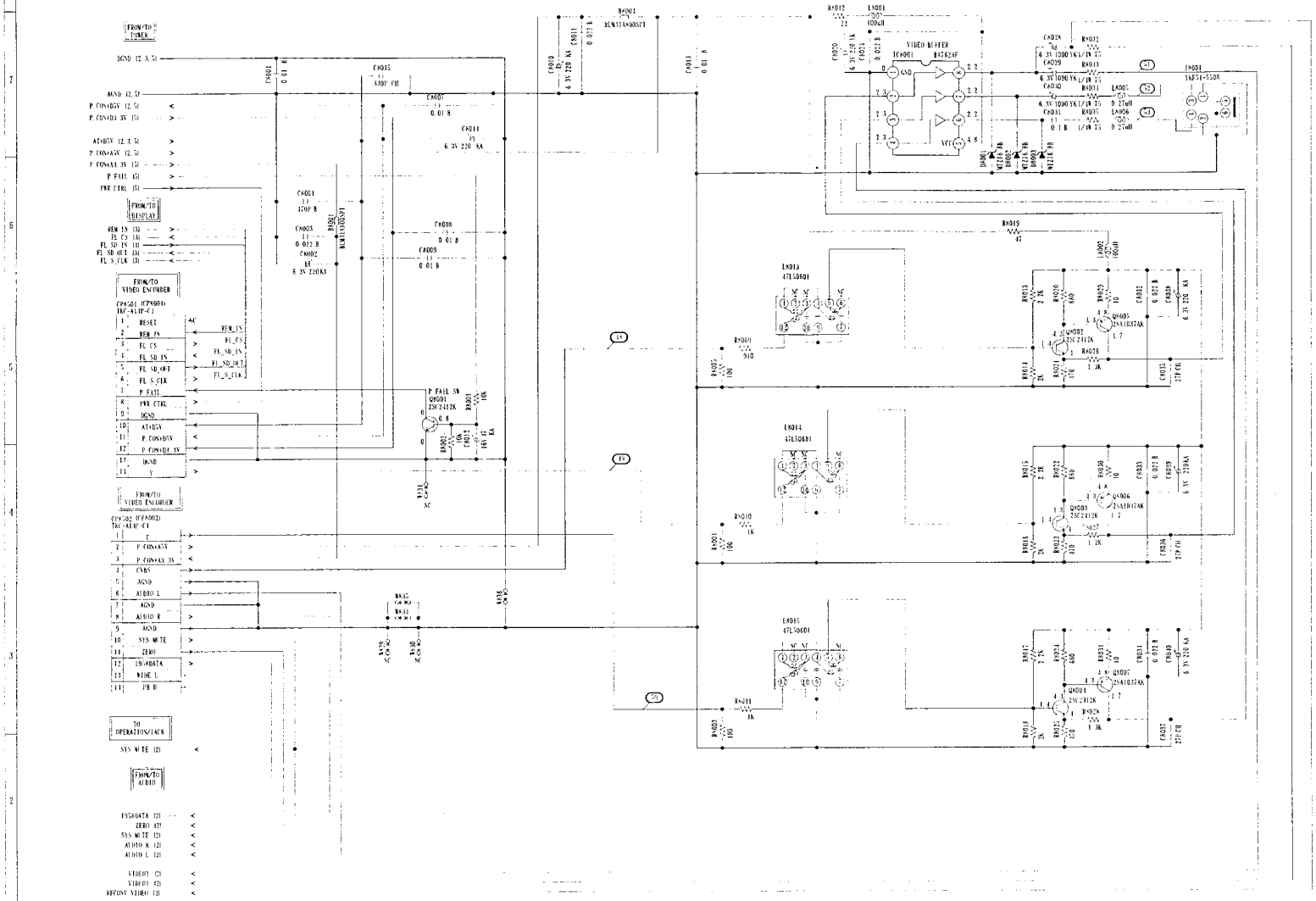


NOTE: THIS SCHEMATIC DIAGRAM IS THE LATEST AT THE TIME OF PRINTING AND SUBJECT TO CHANGE WITHOUT NOTICE.

NOTE: THE DC VOLTAGE AT EACH PART WAS MEASURED WITH THE DIGITAL TESTER DURING PLAYBACK.

RECORD LIST OF CHANGING

| ISSUE DATE | O/R NO. | CONTENTS |
|---|---|---|
| | | |

FCC ID:A7RM298A
Model No:SDVD2000
BRAND:SANSUI

| | | | |
|---|---|---|---|
| DET CIRCUIT BY | DESCRIPTION PAL/NTSC | FUNCTION VIDEO AMP | PCB NAME NV9295A C |
| CHKD BY | STANDARD CE | DWG NO. W298 AVG2 | Des No. 5 0 / 11 / TSM A |
| DESIGN BY | MODEL W298-11A | ORION ELECTRIC CO.,LTD | |
| | | SECTION TEC-HQ | DATE 8/03/99 |
| DRAWN BY E.OKAJIMA | | DISTRIBUTE PUBLICATION TEC-HQ TISEC | |

| SYM. | REVISION | DATE | NAME |
|---|---|---|---|
| | | | |
| | | | |
| | | | |
| | | | |
| | | | |

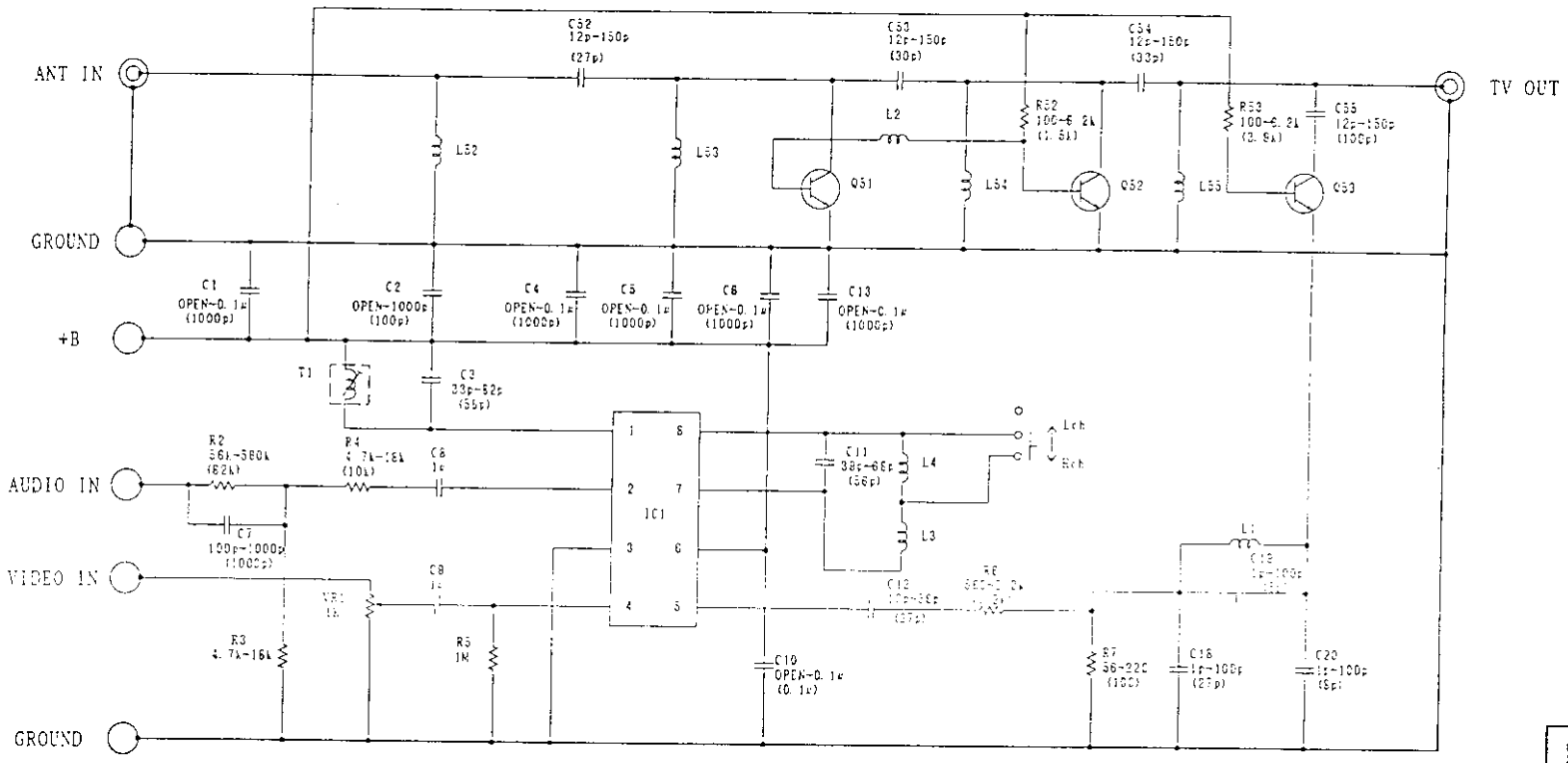


NOTE. IC1:MM1059 or Equivalent.
Q51~Q53:2SC4946, 2SC4326,2SC4713, 2SC2735, or Equivalent.
ALL RESISTANCE VALUES IN OHM.
ALL CAPACITANCE VALUES IN FARAD.

RF CONVERTER Circuit Diagram

FCC ID:A7RM298A
Model No:SDVD2000
BRAND:SANSUI

| MODEL | MDF33-VA343A | CIRCUIT DIAGRAM | |
|---|---|---|---|
| DESIGNED BY | CHECKED BY | APPROVED BY | SYM. GROUP No. 58 / DWG. No. 2763 △ |
| 94.4.3 | 94.4.3 | 94.4.3 | |