



BE-MQ210W24\_23-0255\_QSG\_V1\_EN\_Final.ai 1 8/10/2023 1:12:25 PM



# 2-in-1 Magnetic Charging Travel Kit

## Quick Setup Guide

BE-MQ210W24

**BEST BUY**  
**essentials**<sup>™</sup>



Before using your new product, please read these instructions to prevent any damage.



Flat size (W×H): 19.89 x 2.95 in. (505 x 75 mm.)  
Final folded size: 3.31 x 2.95 in. (84 x 75 mm.)

### Package contents

- 2-in-1 Magnetic charging travel kit
- 3.3 ft. (1 m) USB-C to USB-C cable
- USB male to USB-C female adapter
- Quick Setup Guide

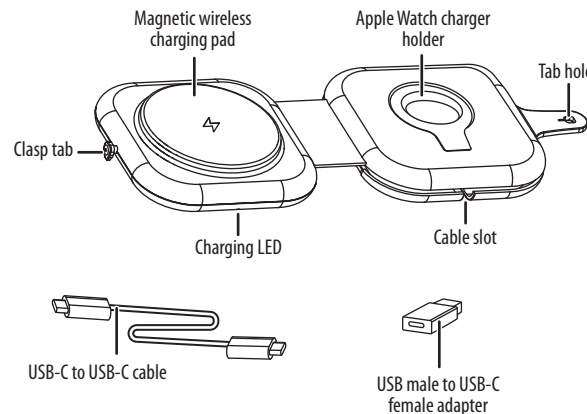
### Features

- Supports magnetic wireless charging with iPhone 14, iPhone 13, and iPhone 12 SERIES, AirPods, AirPods Pro and more
- Charges your iPhones with up to 7.5W or other Qi-enabled devices with up to 10W
- Folds for easy portability when traveling
- Backed by Best Buy

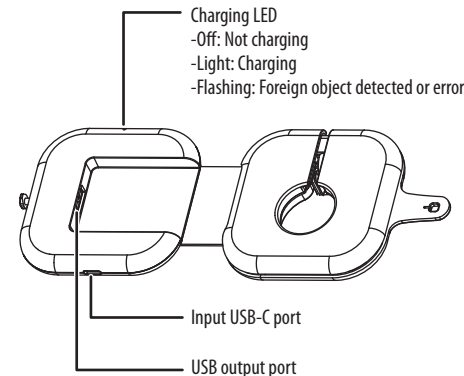


### Overview

#### Top view

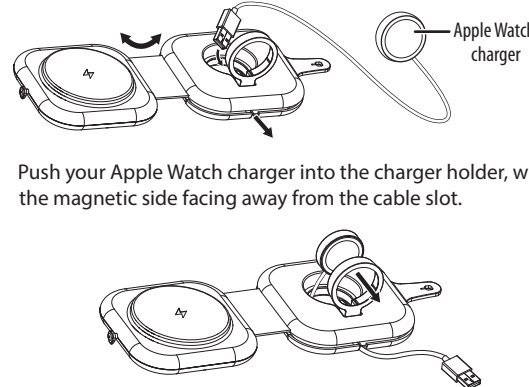


#### Bottom view



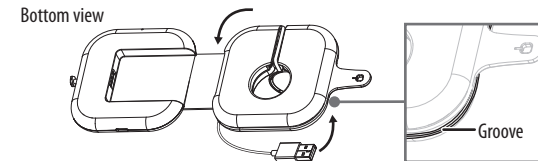
### Setting up your kit

- 1 Open the kit, then thread your Apple Watch charger (not included) through the opening behind the charger holder and into the cable slot.
- 2 Push your Apple Watch charger into the charger holder, with the magnetic side facing away from the cable slot.

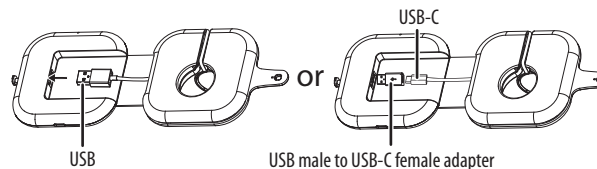


- 3 Wind the cable through the groove around the outside of your kit.

#### Bottom view



- 4 Plug your Apple Watch charger's USB connector into the USB port. Use the USB male to USB-C female adapter if necessary.



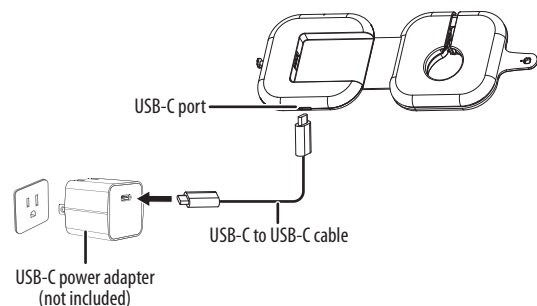


BE-MQ210W24\_23-0255\_QSG\_V1\_EN\_Final.ai 2 8/10/2023 1:12:35 PM



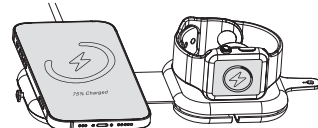
## Charging your devices

- 1 Open your kit, then plug it into a power source (not included) using the included USB-C to USB-C cable. The charging LED lights for 3 seconds.



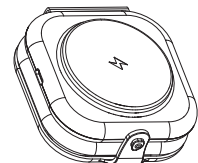
- 2 Place your devices (not included) on the charging pads.

**WARNING:**  
Do not put metal on pads.



## Storing your travel charging kit

- 1 Remove all devices from your kit and unplug it from its power source.
- 2 Close your kit and secure it using the clasp and clasp tab.



## WARNING:

- People with pacemakers should keep away from the magnets. The magnets can negatively affect the function of the pacemaker.
- Do not place any bank or similar cards with magnetic strips or magnetically sensitive objects on the product. The data on the cards could be damaged or completely deleted.
- Ensure that there are no metal parts on the back of your device. Metal heats up significantly in the field of an induction charger and can damage your device and/or the charger.

## Legal notices

### FCC compliance

This device complies with part 15 of the FCC Rules. Operation is subject to the following two conditions:  
(1) This device may not cause harmful interference, and (2) this device must accept any interference received, including interference that may cause undesired operation.

### FCC Caution:

Changes or modifications not expressly approved by the party responsible for compliance could void the user's authority to operate the equipment.

### FCC Statement:

This equipment has been tested and found to comply with the limits for a Class B digital device, pursuant to part 15 of the FCC Rules. These limits are designed to provide reasonable protection against harmful interference in a residential installation. This equipment generates, uses, and can radiate radio frequency energy and, if not installed and used in accordance with the instructions, may cause harmful interference to radio communications. However, there is no guarantee that interference will not occur in a particular installation.

If this equipment does cause harmful interference to radio or television reception, which can be determined by turning the equipment off and on, the user is encouraged to try to correct the interference by one or more of the following measures:

- Reorient or relocate the receiving antenna.
- Increase the separation between the equipment and receiver.
- Connect the equipment into an outlet on a circuit different from that to which the receiver is connected.
- Consult the dealer or an experienced radio/TV technician for help.

RF Exposure: This equipment complies with FCC radiation exposure limits set forth for an uncontrolled environment. This transmitter must not be co-located or operating in conjunction with any other antenna or transmitter.

### RSS-Gen statement:

This device contains licence-exempt transmitter(s)/receiver(s) that comply with Innovation, Science and Economic Development Canada's licence-exempt RSS(s). Operation is subject to the following two conditions:

1. This device may not cause interference.
  2. This device must accept any interference, including interference that may cause undesired operation of the device.
- Ce dispositif contient des émetteurs exonérés de permis(s)/récepteurs) qui sont conformes aux RSS (s) exemptés de licence du Canada. L'opération est soumise aux deux conditions suivantes :
1. Cet appareil peut ne pas causer d'interférences.
  2. Ce dispositif doit accepter toute interférence, y compris les interférences qui peuvent provoquer un fonctionnement indésirable de l'appareil.

### RSS-102 Statement

This equipment complies with IC RSS-102 radiation exposure limits set forth for an uncontrolled environment. Cet équipement est conforme aux limites d'exposition aux radiations IC CNR-102 établies pour un environnement non contrôlé.

### CAN ICES-3 (B)/NMB-3(B)

## Specifications

- **Dimensions (H x W x D) including clasp:**  
3 x 8.5 x .6 in. (80 x 215.5 x 16.2 mm)
- **Weight:** 4.5 oz. (125 g)
- **Input:** DC 5V/3A, 9V/2.22A (PD 20W or above)
- **Output (wireless charging):** 5W / 7.5W / 10W
- **Output (USB port):** 5W (5V/1A)
- **Cable length:** 3.3 ft. (1 m)

## One-year limited warranty

Visit [www.bestbuy.com/bestbuyessentials](https://www.bestbuy.com/bestbuyessentials) for details.

## Contact Best Buy essentials

For customer service, call 1-877-467-4289 (U.S. and Canada)

[www.bestbuy.com/bestbuyessentials](https://www.bestbuy.com/bestbuyessentials)

Best Buy essentials is a trademark of Best Buy and its affiliated companies.  
Distributed by Best Buy Purchasing, LLC  
7601 Penn Ave South, Richfield, MN 55423 U.S.A.  
©2023 Best Buy. All rights reserved.

V1 ENGLISH 23-0255

