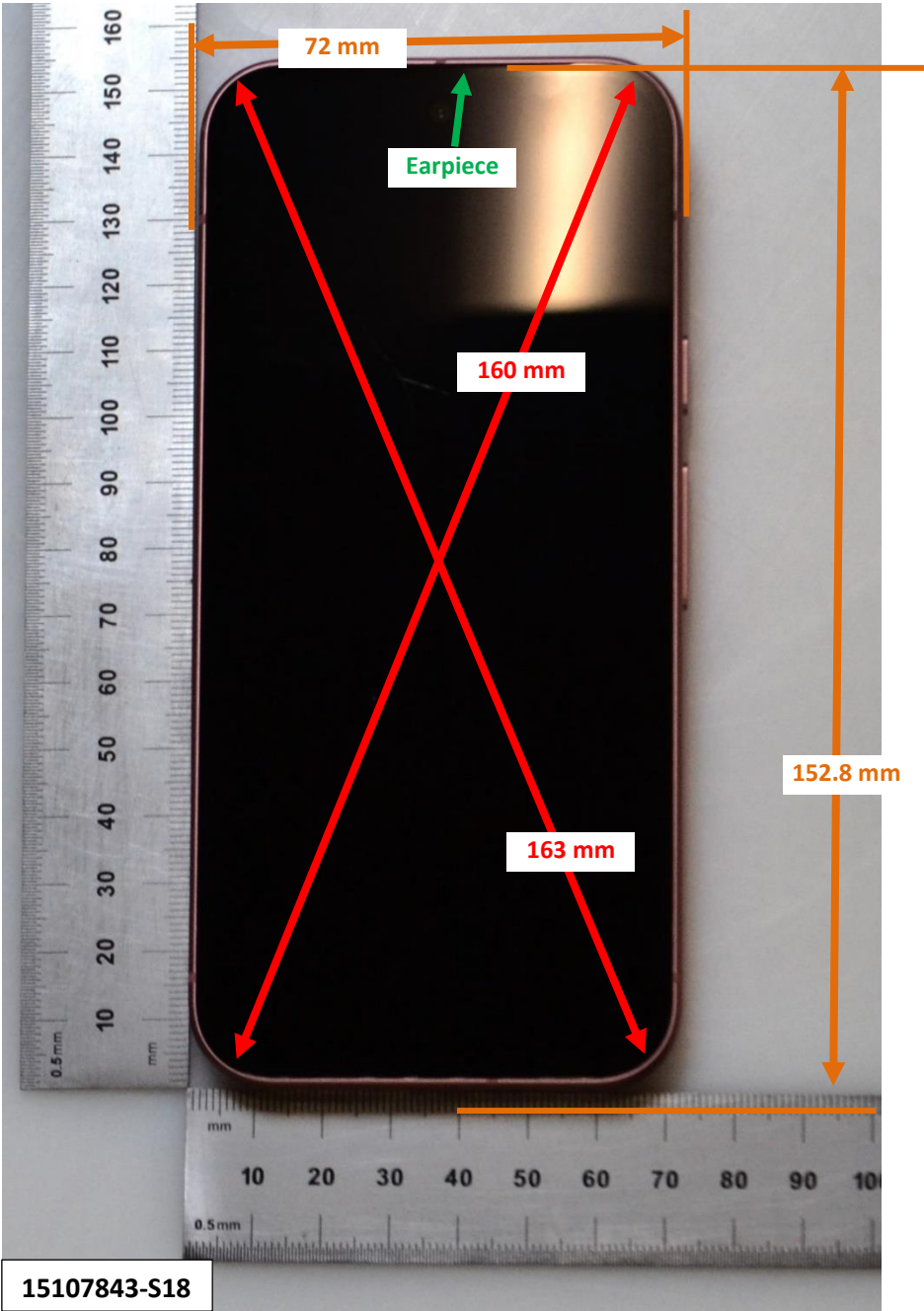


DUT and SAR Set-up Photos

Photograph 1: Overall Dimensions



Photograph 2: Front View of the DUT

15107843-S18



Photograph 3: Back View of the DUT

15107843-S18




Setup Photos

Photograph 4: Handset Vertical and Horizontal Reference Lines




Body-worn Accessory & Hotspot mode Exposure Conditions


Photograph 5: Extremity, Back, 2 mm




Photograph 6: Extremity, Front, 2 mm




Photograph 7: Extremity, Edge Top, 2 mm




Photograph 8: Extremity, Edge Right, 2 mm



Photograph 9: Extremity, Edge Bottom, 2 mm



Photograph 10: Extremity, Edge Left, 2 mm



Antenna Location

Ant 1

2G/3G/4G LB, MB, HB
NR LB, MB, HB
NTN Band 23

Ant 4

GPS L1
WiFi 2.4G, 5G, 6G
BT 2.4G
Thread 2.4G

Ant 3

WiFi 2.4G, 5G, 6G
BT 2.4G

Ant 5

4G MB, HB, UHB
NR MB, HB, UHB
NTN Band 255

GPS L5

WPT/NFC

Front view

Ant 6

4G UHB
NR UHB

Ant 7

4G UHB
NR UHB

Ant 0

2G/3G/4G LB, MB, HB
NR LB, MB, HB

Ant 2

2G/3G/4G MB, HB
NR MB, HB