Mode	9	
	Band Edge - L	
	U-NII-1_5.15-5.25_802.11be EHT20_CH48_5240MHz	
ANT	4+3	
Pol.	Vertical	Fundamental
Peak	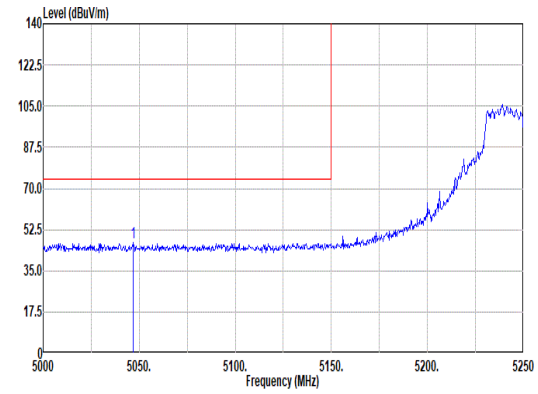 Site : 03CH15-HY Condition: PEAK_BE_74 3m 9120D-02294_240620 VERTICAL : RBW:1000.000kHz VBW:3000.000kHz SWT:Auto Freq Level Limit Line Margin Read Level Ant Factor Cable Loss Preamp Factor Aux Factor APos TPos Remark MHz dBuV/m dBuV/m dB dBuV dB/m dB dB dB cm deg 1 5047.00 47.08 74.00 -26.92 42.58 33.02 8.34 36.86 0.00 200 74 PEAK	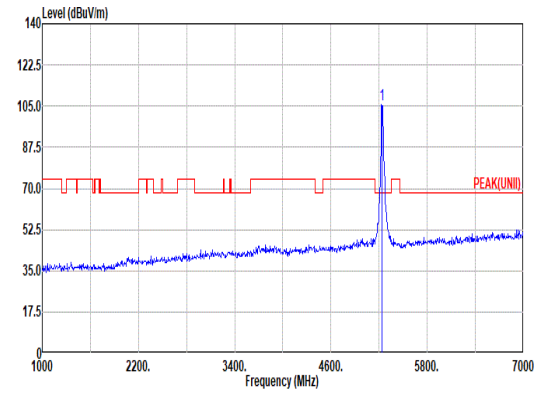 Site : 03CH15-HY Condition: PEAK(UNII) 3m 9120D-02294_240620 VERTICAL : RBW:1000.000kHz VBW:3000.000kHz SWT:Auto Freq Level Limit Line Margin Read Level Ant Factor Cable Loss Preamp Factor Aux Factor APos TPos Remark MHz dBuV/m dBuV/m dB dBuV dB/m dB dB dB cm deg 1 5240.00 105.69 ------ ------ 101.06 33.00 8.47 36.84 0.00 200 74 PEAK
Avg	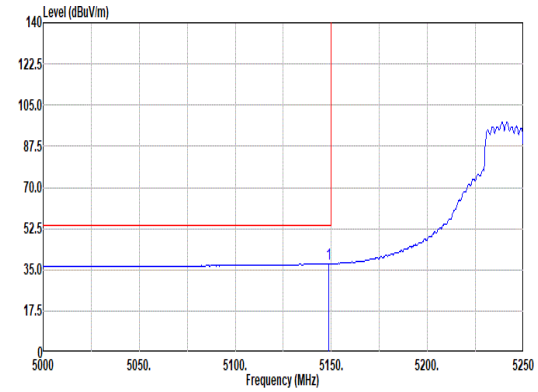 Site : 03CH15-HY Condition: AVG_BE_54 3m 9120D-02294_240620 VERTICAL : RBW:1000.000kHz VBW:0.010kHz SWT:Auto Freq Level Limit Line Margin Read Level Ant Factor Cable Loss Preamp Factor Aux Factor APos TPos Remark MHz dBuV/m dBuV/m dB dBuV dB/m dB dB dB cm deg 1 5148.75 37.69 54.00 -16.31 32.94 33.19 8.41 36.85 0.00 200 74 AVERAGE	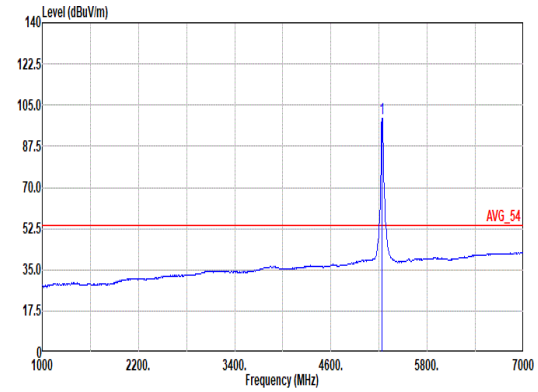 Site : 03CH15-HY Condition: AVG_54 3m 9120D-02294_240620 VERTICAL : RBW:1000.000kHz VBW:0.010kHz SWT:Auto Freq Level Limit Line Margin Read Level Ant Factor Cable Loss Preamp Factor Aux Factor APos TPos Remark MHz dBuV/m dBuV/m dB dBuV dB/m dB dB dB cm deg 1 5240.00 99.18 ------ ------ 94.54 33.00 8.48 36.84 0.00 200 74 AVERAGE

Mode	9	
	Band Edge - R	
	U-NII-1_5.15-5.25_802.11be EHT20_CH48_5240MHz	
ANT	4+3	
Pol.	Vertical	Fundamental
Peak	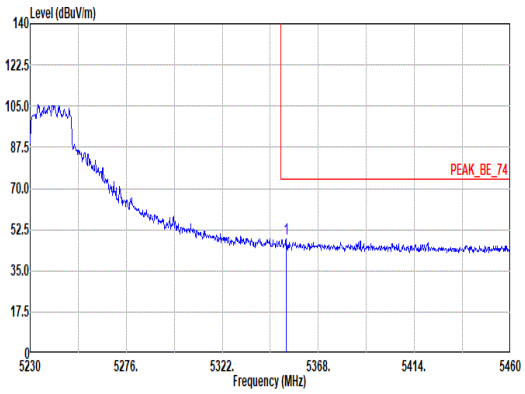 Site : 03CH15-HY Condition: PEAK_BE_74 3m 9120D-02294_240620 VERTICAL : RBW:1000.000kHz VBW:3000.000kHz SWT:Auto Limit Read Ant Cable Preamp Aux APos TPos Freq Level Line Margin Level Factor Loss Factor Factor Remark MHz dBuV/m dBuV/m dB dBuV dB/m dB dB dB cm deg 1 5352.59 48.61 74.00 -25.39 43.98 32.89 8.57 36.83 0.00 200 74 PEAK	Blank
Avg	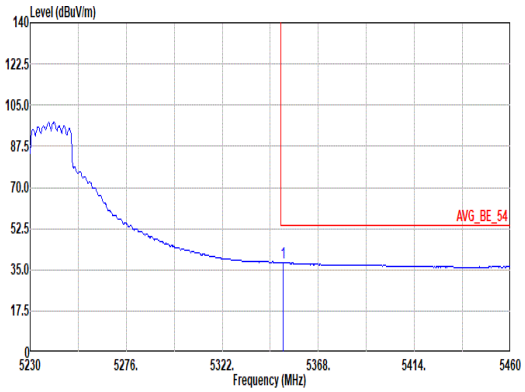 Site : 03CH15-HY Condition: AVG_BE_54 3m 9120D-02294_240620 VERTICAL : RBW:1000.000kHz VBW:0.010kHz SWT:Auto Limit Read Ant Cable Preamp Aux APos TPos Freq Level Line Margin Level Factor Loss Factor Factor Remark MHz dBuV/m dBuV/m dB dBuV dB/m dB dB dB cm deg 1 5350.98 38.08 54.00 -15.92 33.44 32.90 8.57 36.83 0.00 200 74 AVERAGE	Blank

Mode	9	
	Harmonic	
	U-NII-1_5.15-5.25_802.11be EHT20_CH48_5240MHz	
ANT	4+3	
Pol.	Horizontal	Vertical
Peak Avg	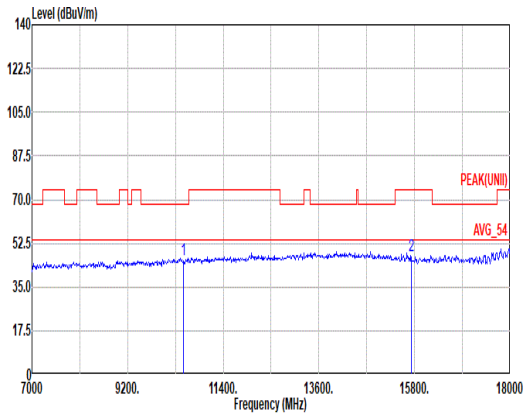 Site : 03CH15-HY Condition: PEAK(UNII) 3m 9120D-02294_240620 HORIZONTAL Mode : 9 Freq Level Limit Line Margin Read Level Ant Factor Cable Loss Preamp Factor Aux Factor APos TPos Remark MHz dBuV/m dBuV/m dB dBuV dB/m dB dB dB cm deg 1 10480.00 45.96 68.20 -22.24 52.52 38.60 11.99 58.04 0.89 -- -- Peak 2 15720.00 47.68 74.00 -26.32 51.42 38.15 15.12 57.94 0.93 -- -- Peak	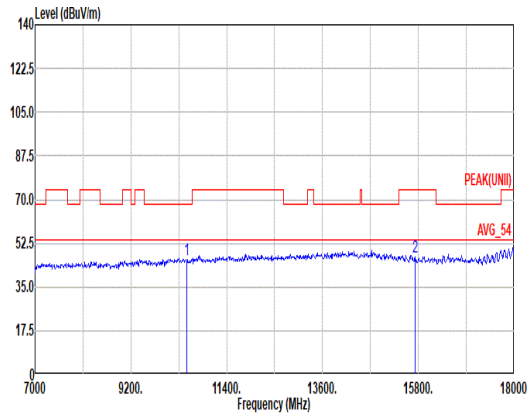 Site : 03CH15-HY Condition: PEAK(UNII) 3m 9120D-02294_240620 VERTICAL Mode : 9 Freq Level Limit Line Margin Read Level Ant Factor Cable Loss Preamp Factor Aux Factor APos TPos Remark MHz dBuV/m dBuV/m dB dBuV dB/m dB dB dB cm deg 1 10480.00 46.20 68.20 -22.00 52.69 38.60 12.01 57.99 0.89 -- -- Peak 2 15720.00 47.00 74.00 -27.00 50.83 38.06 15.14 57.96 0.93 -- -- Peak

Mode	9	
	Harmonic	
	U-NII-1_5.15-5.25_802.11be EHT20_CH48_5240MHz	
ANT	4+3	
Pol.	Horizontal	Vertical
14.47G ~14.5G Avg	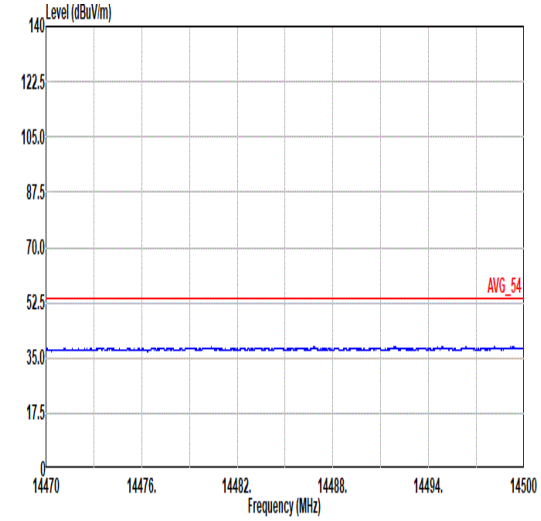 Site : 03CH15-HY Condition: AVG_54 3m 9120D-02294_240620 HORIZONTAL Mode : 9	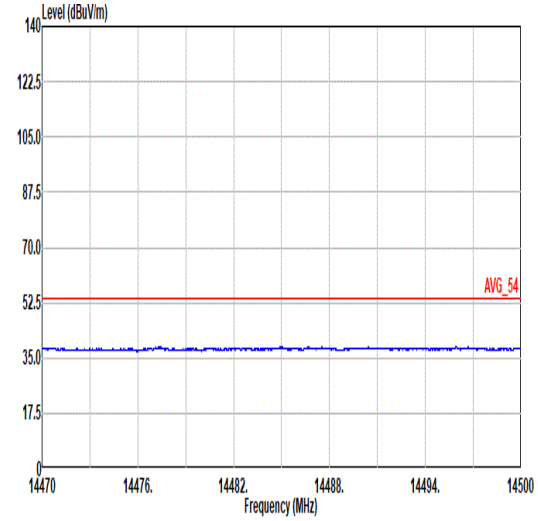 Site : 03CH15-HY Condition: AVG_54 3m 9120D-02294_240620 VERTICAL Mode : 9
17G ~18G Avg	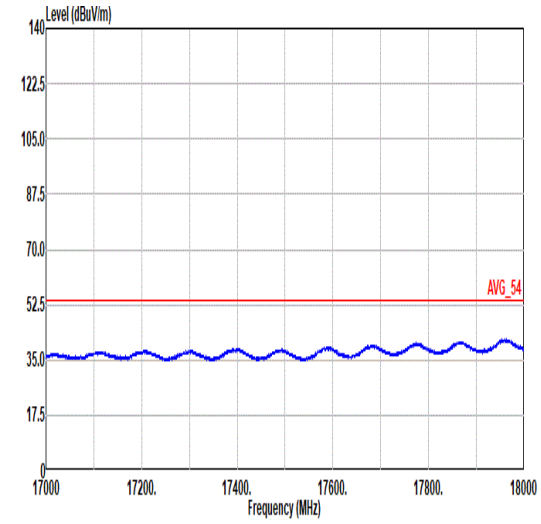 Site : 03CH15-HY Condition: AVG_54 3m 9120D-02294_240620 HORIZONTAL Mode : 9	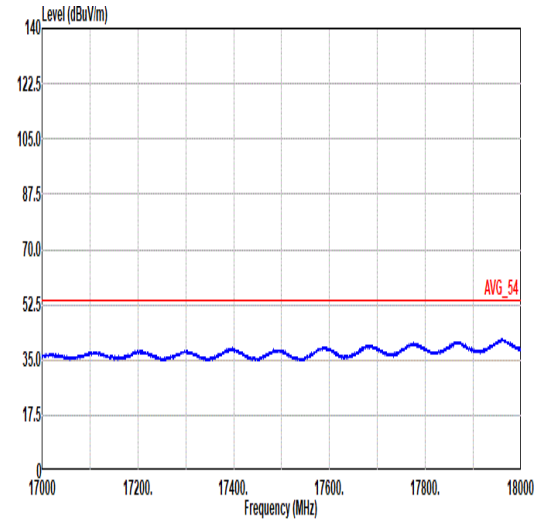 Site : 03CH15-HY Condition: AVG_54 3m 9120D-02294_240620 VERTICAL Mode : 9

Mode	10	
	Band Edge - L	
	U-NII-1_5.15-5.25_802.11be EHT40_CH38_5190MHz	
ANT	4+3	
Pol.	Horizontal	Fundamental
Peak	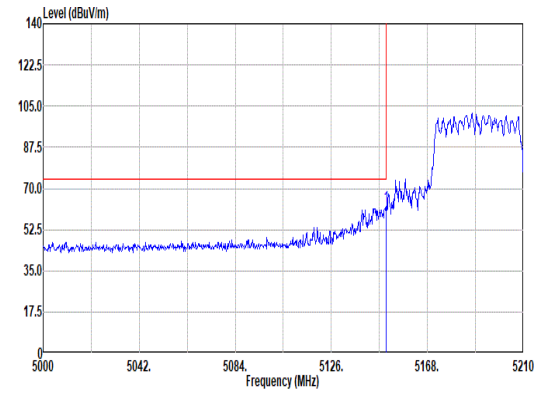 Site : 03CH15-HY Condition: PEAK_BE_74 3m 9120D-02294_240620 HORIZONTAL : RBW:1000.000kHz VBW:3000.000kHz SWT:Auto Freq Level Limit Line Margin Read Level Ant Factor Cable Loss Preamp Factor Aux Factor APos TPos Remark MHz dBuV/m dBuV/m dB dBuV dB/m dB dB dB cm deg 1 5149.94 62.45 74.00 -11.55 57.69 33.20 8.41 36.85 0.00 100 38 PEAK	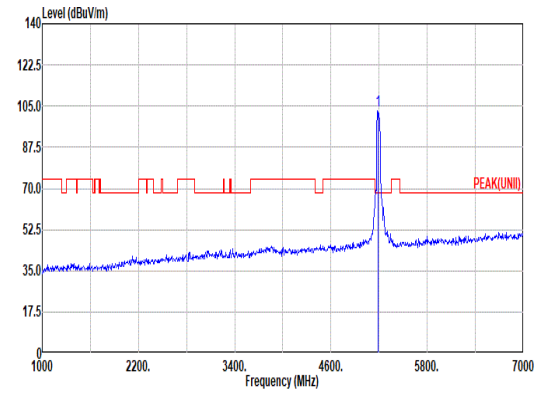 Site : 03CH15-HY Condition: PEAK(UNII) 3m 9120D-02294_240620 HORIZONTAL : RBW:1000.000kHz VBW:3000.000kHz SWT:Auto Freq Level Limit Line Margin Read Level Ant Factor Cable Loss Preamp Factor Aux Factor APos TPos Remark MHz dBuV/m dBuV/m dB dBuV dB/m dB dB dB cm deg 1 5190.00 103.11 ------ ------ 98.45 33.07 8.44 36.85 0.00 100 38 PEAK
Avg	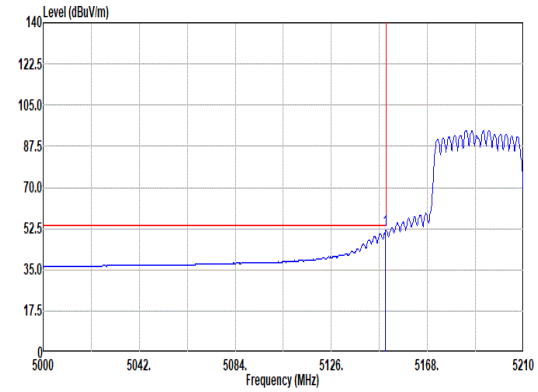 Site : 03CH15-HY Condition: AVG_BE_54 3m 9120D-02294_240620 HORIZONTAL : RBW:1000.000kHz VBW:0.010kHz SWT:Auto Freq Level Limit Line Margin Read Level Ant Factor Cable Loss Preamp Factor Aux Factor APos TPos Remark MHz dBuV/m dBuV/m dB dBuV dB/m dB dB dB cm deg 1 5149.73 51.67 54.00 -2.33 46.91 33.20 8.41 36.85 0.00 100 38 AVERAGE	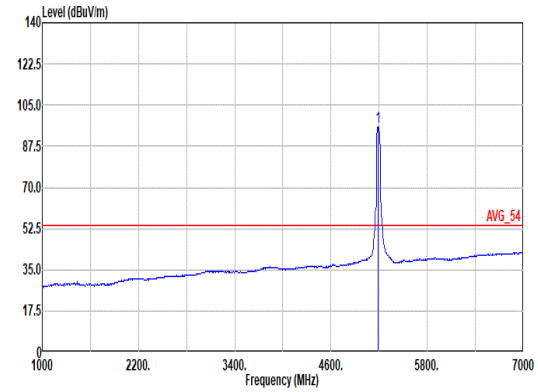 Site : 03CH15-HY Condition: AVG_54 3m 9120D-02294_240620 HORIZONTAL : RBW:1000.000kHz VBW:0.010kHz SWT:Auto Freq Level Limit Line Margin Read Level Ant Factor Cable Loss Preamp Factor Aux Factor APos TPos Remark MHz dBuV/m dBuV/m dB dBuV dB/m dB dB dB cm deg 1 5190.00 95.79 ------ ------ 91.13 33.07 8.44 36.85 0.00 100 38 AVERAGE

Mode	10	
	Band Edge - R	
	U-NII-1_5.15-5.25_802.11be EHT40_CH38_5190MHz	
ANT	4+3	
Pol.	Horizontal	Fundamental
Peak	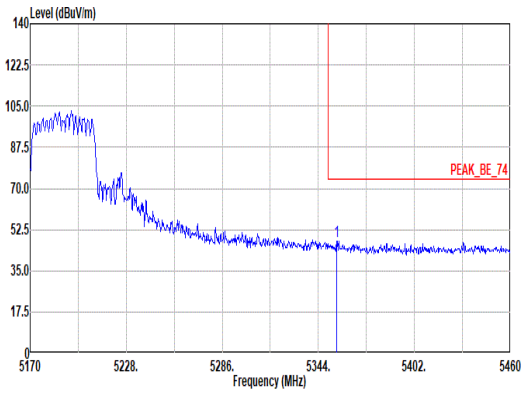 Site : 03CH15-HY Condition: PEAK_BE_74 3m 9120D-02294_240620 HORIZONTAL : RBW:1000.000kHz VBW:3000.000kHz SWT:Auto Limit Read Ant Cable Preamp Aux APos TPos Freq Level Line Margin Level Factor Loss Factor Factor Remark MHz dBuV/m dBuV/m dB dBuV dB/m dB dB dB cm deg 1 5355.02 47.53 74.00 -26.47 42.90 32.89 8.57 36.83 0.00 100 38 PEAK	Blank
Avg	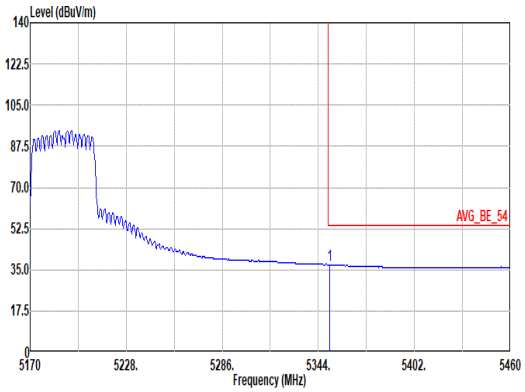 Site : 03CH15-HY Condition: AVG_BE_54 3m 9120D-02294_240620 HORIZONTAL : RBW:1000.000kHz VBW:0.010kHz SWT:Auto Limit Read Ant Cable Preamp Aux APos TPos Freq Level Line Margin Level Factor Loss Factor Factor Remark MHz dBuV/m dBuV/m dB dBuV dB/m dB dB dB cm deg 1 5350.67 37.14 54.00 -16.86 32.50 32.90 8.57 36.83 0.00 100 38 AVERAGE	Blank

Mode	10	
	Band Edge - L	
	U-NII-1_5.15-5.25_802.11be EHT40_CH38_5190MHz	
ANT	4+3	
Pol.	Vertical	Fundamental
Peak	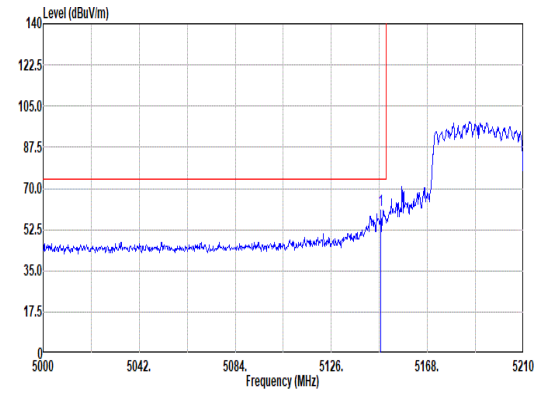 Site : 03CH15-HY Condition: PEAK_BE_74 3m 9120D-02294_240620 VERTICAL : RBW:1000.000kHz VBW:3000.000kHz SWT:Auto Limit Read Ant Cable Preamp Aux APos TPos Freq Level Line Margin Level Factor Loss Factor Factor Remark MHz dBuV/m dBuV/m dB dBuV dB/m dB dB dB cm deg 1 5147.63 60.77 74.00 -13.23 56.02 33.19 8.41 36.85 0.00 100 0 PEAK	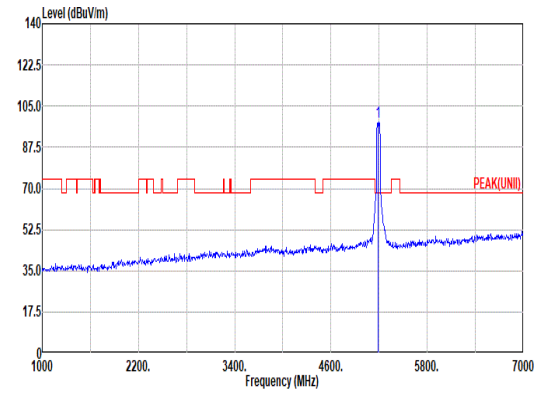 Site : 03CH15-HY Condition: PEAK(UNII) 3m 9120D-02294_240620 VERTICAL : RBW:1000.000kHz VBW:3000.000kHz SWT:Auto Limit Read Ant Cable Preamp Aux APos TPos Freq Level Line Margin Level Factor Loss Factor Factor Remark MHz dBuV/m dBuV/m dB dBuV dB/m dB dB dB cm deg 1 5190.00 98.06 ------ ------ 93.43 33.02 8.45 36.84 0.00 100 0 PEAK
Avg	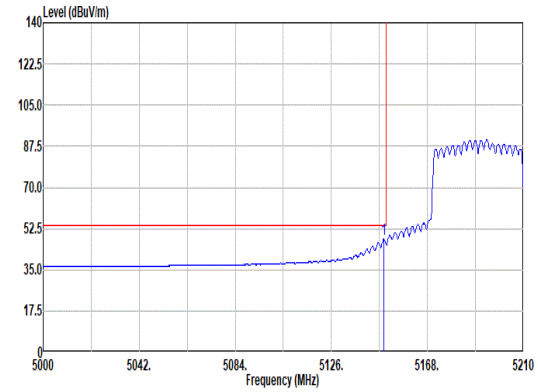 Site : 03CH15-HY Condition: AVG_BE_54 3m 9120D-02294_240620 VERTICAL : RBW:1000.000kHz VBW:0.010kHz SWT:Auto Limit Read Ant Cable Preamp Aux APos TPos Freq Level Line Margin Level Factor Loss Factor Factor Remark MHz dBuV/m dBuV/m dB dBuV dB/m dB dB dB cm deg 1 5148.89 47.88 54.00 -6.12 43.12 33.20 8.41 36.85 0.00 100 0 AVERAGE	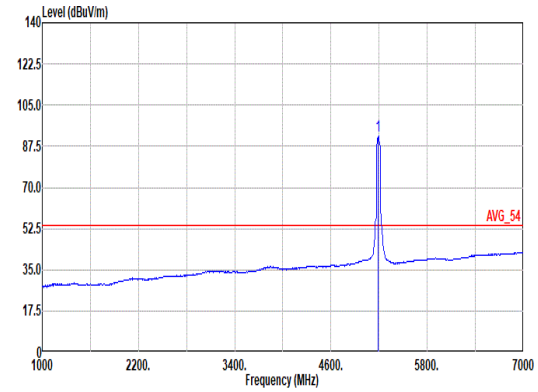 Site : 03CH15-HY Condition: AVG_54 3m 9120D-02294_240620 VERTICAL : RBW:1000.000kHz VBW:0.010kHz SWT:Auto Limit Read Ant Cable Preamp Aux APos TPos Freq Level Line Margin Level Factor Loss Factor Factor Remark MHz dBuV/m dBuV/m dB dBuV dB/m dB dB dB cm deg 1 5190.00 91.71 ------ ------ 87.08 33.02 8.45 36.84 0.00 100 0 AVERAGE

Mode	10	
	Band Edge - R	
	U-NII-1_5.15-5.25_802.11be EHT40_CH38_5190MHz	
ANT	4+3	
Pol.	Vertical	Fundamental
Peak	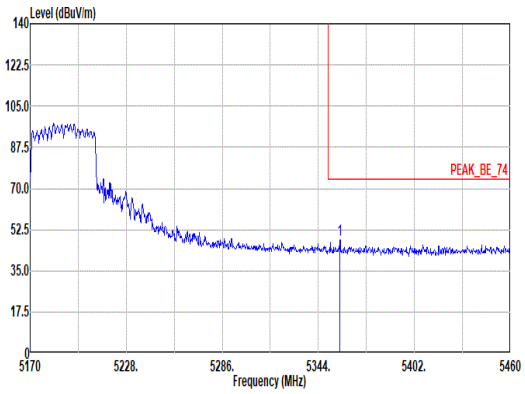 Site : 03CH15-HY Condition: PEAK_BE_74 3m 9120D-02294_240620 VERTICAL : RBW:1000.000kHz VBW:3000.000kHz SWT:Auto Limit Read Ant Cable Preamp Aux APos TPos Freq Level Line Margin Level Factor Loss Factor Factor Remark MHz dBuV/m dBuV/m dB dBuV dB/m dB dB dB cm deg 1 5357.05 48.06 74.00 -25.94 43.42 32.89 8.58 36.83 0.00 100 0 PEAK	Blank
Avg	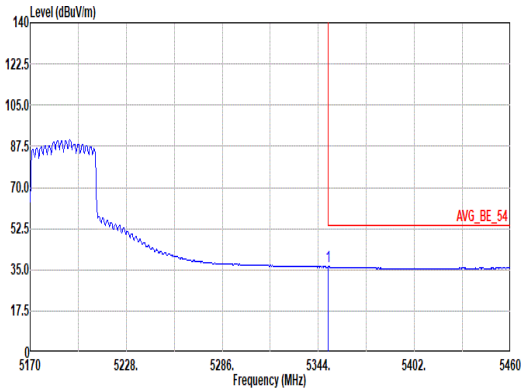 Site : 03CH15-HY Condition: AVG_BE_54 3m 9120D-02294_240620 VERTICAL : RBW:1000.000kHz VBW:0.010kHz SWT:Auto Limit Read Ant Cable Preamp Aux APos TPos Freq Level Line Margin Level Factor Loss Factor Factor Remark MHz dBuV/m dBuV/m dB dBuV dB/m dB dB dB cm deg 1 5350.09 36.25 54.00 -17.75 31.61 32.90 8.57 36.83 0.00 100 0 AVERAGE	Blank

Mode	10	
	Harmonic	
	U-NII-1_5.15-5.25_802.11be EHT40_CH38_5190MHz	
ANT	4+3	
Pol.	Horizontal	Vertical
Peak Avg	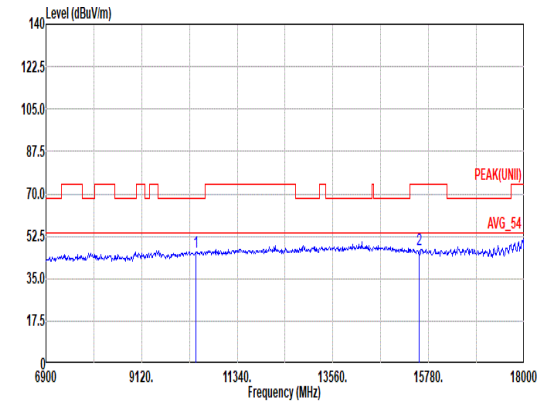 Site : 03CH15-HY Condition: PEAK(UNII) 3m 9120D-02294_240620 HORIZONTAL Mode : 10 Freq Level Limit Line Margin Read Level Ant Factor Cable Loss Preamp Factor Aux Factor APos TPos Remark MHz dBuV/m dBuV/m dB dBuV dB/m dB dB dB cm deg 1 10380.00 45.95 68.20 -22.25 52.63 38.60 11.95 58.11 0.88 -- -- PEAK 2 15570.00 46.81 74.00 -27.19 50.64 38.03 15.04 57.80 0.90 -- -- PEAK	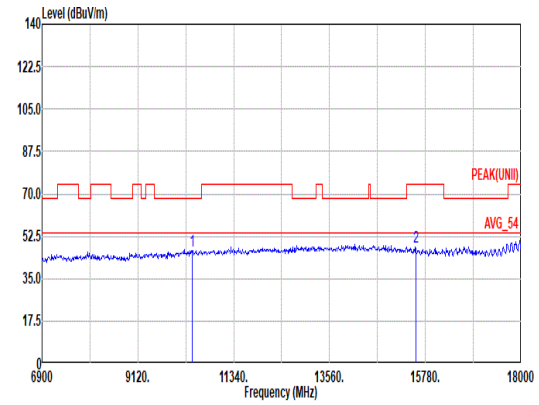 Site : 03CH15-HY Condition: PEAK(UNII) 3m 9120D-02294_240620 VERTICAL Mode : 10 Freq Level Limit Line Margin Read Level Ant Factor Cable Loss Preamp Factor Aux Factor APos TPos Remark MHz dBuV/m dBuV/m dB dBuV dB/m dB dB dB cm deg 1 10380.00 46.42 68.20 -21.78 53.10 38.60 11.95 58.11 0.88 -- -- PEAK 2 15570.00 48.05 74.00 -25.95 51.88 38.03 15.04 57.80 0.90 -- -- PEAK

Mode	10	
	Harmonic	
	U-NII-1_5.15-5.25_802.11be EHT40_CH38_5190MHz	
ANT	4+3	
Pol.	Horizontal	Vertical
14.47G ~14.5G Avg	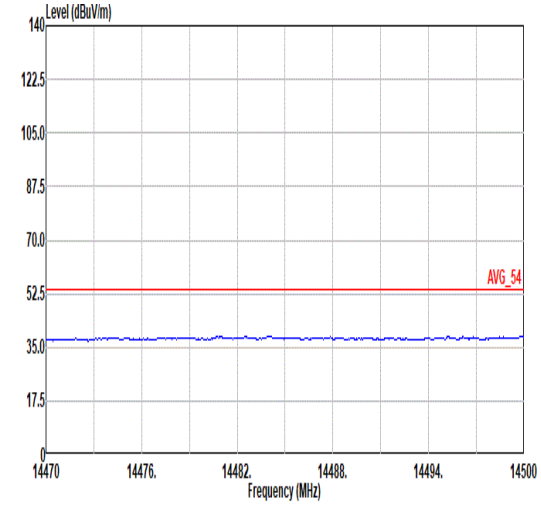 Site : 03CH15-HY Condition: AVG_54 3m 9120D-02294_240620 HORIZONTAL Mode : 10	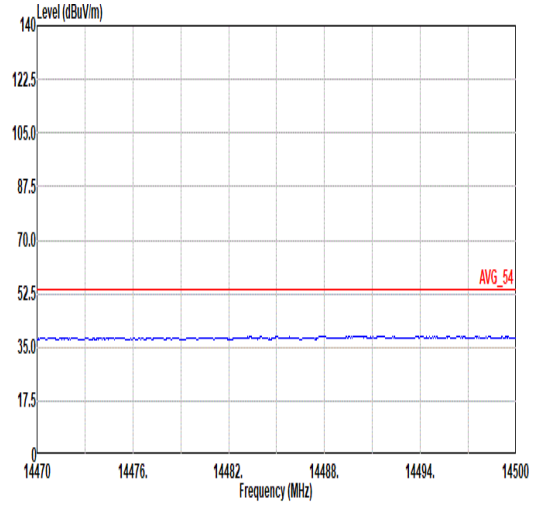 Site : 03CH15-HY Condition: AVG_54 3m 9120D-02294_240620 VERTICAL Mode : 10
17.7G ~18G Avg	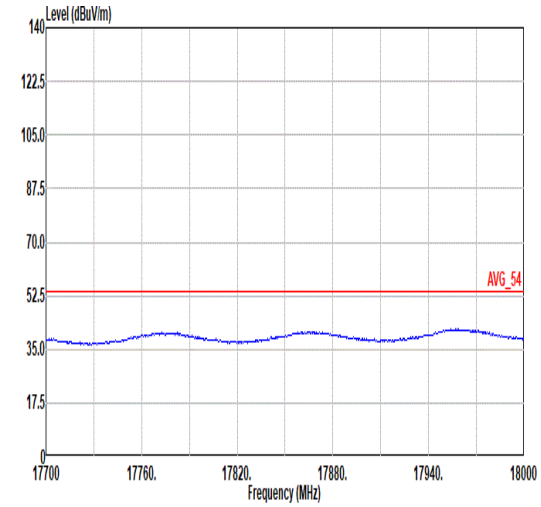 Site : 03CH15-HY Condition: AVG_54 3m 9120D-02294_240620 HORIZONTAL Mode : 10	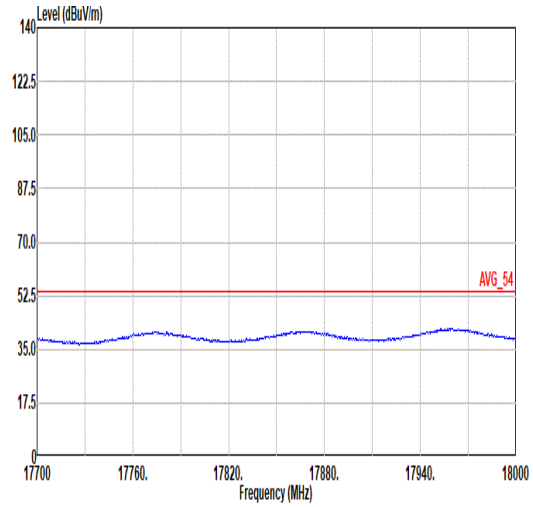 Site : 03CH15-HY Condition: AVG_54 3m 9120D-02294_240620 VERTICAL Mode : 10

Mode	11	
	Band Edge - L	
	U-NII-1_5.15-5.25_802.11be EHT40_CH46_5230MHz	
ANT	4+3	
Pol.	Horizontal	Fundamental
Peak	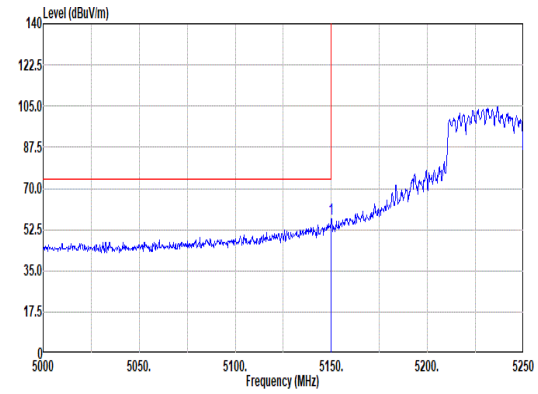 Site : 03CH15-HY Condition: PEAK_BE_74 3m 9120D-02294_240620 HORIZONTAL : RBW:1000.000kHz VBW:3000.000kHz SWT:Auto Freq Level Limit Line Margin Read Level Ant Factor Cable Loss Preamp Factor Aux Factor APos TPos Remark MHz dBuV/m dBuV/m dB dBuV dB/m dB dB dB cm deg 1 5150.00 56.85 74.00 -17.15 52.09 33.20 8.41 36.85 0.00 100 40 PEAK	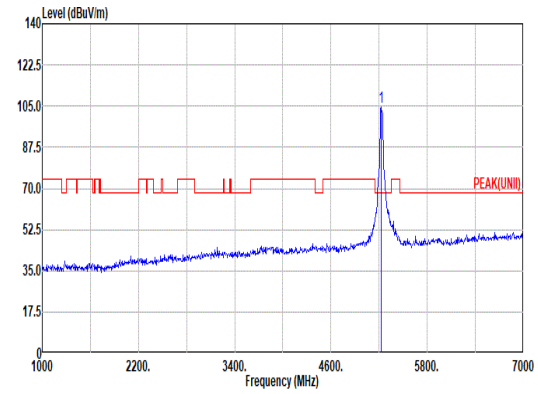 Site : 03CH15-HY Condition: PEAK(UNII) 3m 9120D-02294_240620 HORIZONTAL : RBW:1000.000kHz VBW:3000.000kHz SWT:Auto Freq Level Limit Line Margin Read Level Ant Factor Cable Loss Preamp Factor Aux Factor APos TPos Remark MHz dBuV/m dBuV/m dB dBuV dB/m dB dB dB cm deg 1 5230.00 104.38 ------ ------ 99.75 33.00 8.47 36.84 0.00 100 40 PEAK
Avg	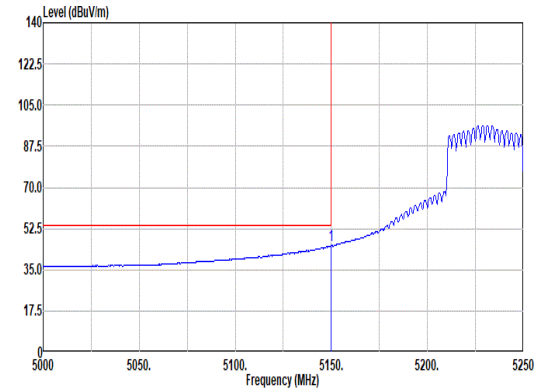 Site : 03CH15-HY Condition: AVG_BE_54 3m 9120D-02294_240620 HORIZONTAL : RBW:1000.000kHz VBW:0.010kHz SWT:Auto Freq Level Limit Line Margin Read Level Ant Factor Cable Loss Preamp Factor Aux Factor APos TPos Remark MHz dBuV/m dBuV/m dB dBuV dB/m dB dB dB cm deg 1 5150.00 45.30 54.00 -8.70 40.54 33.20 8.41 36.85 0.00 100 40 AVERAGE	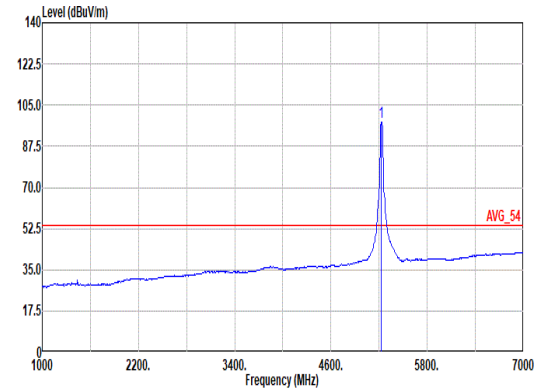 Site : 03CH15-HY Condition: AVG_54 3m 9120D-02294_240620 HORIZONTAL : RBW:1000.000kHz VBW:0.010kHz SWT:Auto Freq Level Limit Line Margin Read Level Ant Factor Cable Loss Preamp Factor Aux Factor APos TPos Remark MHz dBuV/m dBuV/m dB dBuV dB/m dB dB dB cm deg 1 5230.00 97.75 ------ ------ 93.12 33.00 8.47 36.84 0.00 100 40 AVERAGE

Mode	11	
	Band Edge - R	
	U-NII-1_5.15-5.25_802.11be EHT40_CH46_5230MHz	
ANT	4+3	
Pol.	Horizontal	Fundamental
Peak	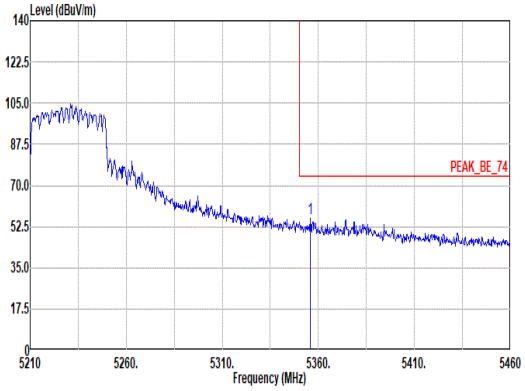 Site : 03CH15-HY Condition: PEAK_BE_74 3m 9120D-02294_240620 HORIZONTAL : RBW:1000.000kHz VBW:3000.000kHz SWT:Auto Limit Read Ant Cable Preamp Aux APos TPos Freq Level Line Margin Level Factor Loss Factor Factor Remark MHz dBuV/m dBuV/m dB dBuV dB/m dB dB dB cm deg 1 5355.75 55.88 74.00 -18.12 51.25 32.89 8.57 36.83 0.00 100 40 PEAK	Blank
Avg	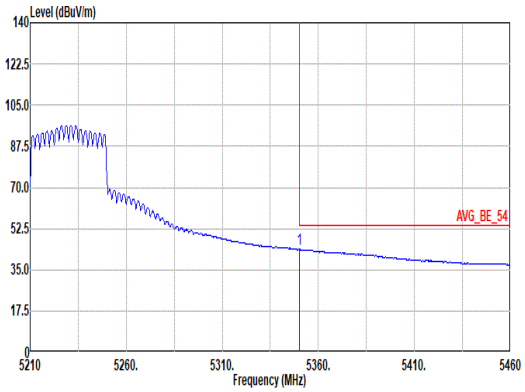 Site : 03CH15-HY Condition: AVG_BE_54 3m 9120D-02294_240620 HORIZONTAL : RBW:1000.000kHz VBW:0.010kHz SWT:Auto Limit Read Ant Cable Preamp Aux APos TPos Freq Level Line Margin Level Factor Loss Factor Factor Remark MHz dBuV/m dBuV/m dB dBuV dB/m dB dB dB cm deg 1 5350.25 43.73 54.00 -10.27 39.09 32.90 8.57 36.83 0.00 100 40 AVERAGE	Blank

Mode	11	
	Band Edge - L	
	U-NII-1_5.15-5.25_802.11be EHT40_CH46_5230MHz	
ANT	4+3	
Pol.	Vertical	Fundamental
Peak	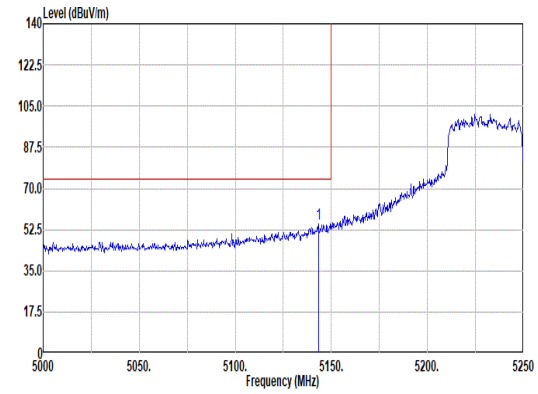 Site : 03CH15-HY Condition: PEAK_BE_74 3m 9120D-02294_240620 VERTICAL : RBW:1000.000kHz VBW:3000.000kHz SWT:Auto Freq Level Limit Line Margin Read Level Ant Factor Cable Loss Preamp Factor Aux Factor APos TPos Remark MHz dBuV/m dBuV/m dB dBuV dB/m dB dB dB cm deg 1 5143.25 55.13 74.00 -18.87 50.40 33.17 8.41 36.85 0.00 100 126 PEAK	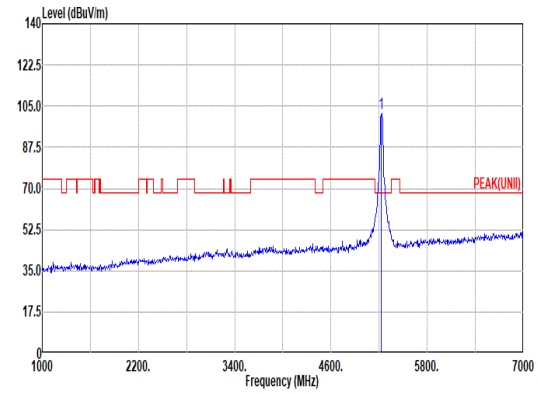 Site : 03CH15-HY Condition: PEAK(UNII) 3m 9120D-02294_240620 VERTICAL : RBW:1000.000kHz VBW:3000.000kHz SWT:Auto Freq Level Limit Line Margin Read Level Ant Factor Cable Loss Preamp Factor Aux Factor APos TPos Remark MHz dBuV/m dBuV/m dB dBuV dB/m dB dB dB cm deg 1 5230.00 101.84 ------ ------ 97.20 33.00 8.48 36.84 0.00 100 126 PEAK
Avg	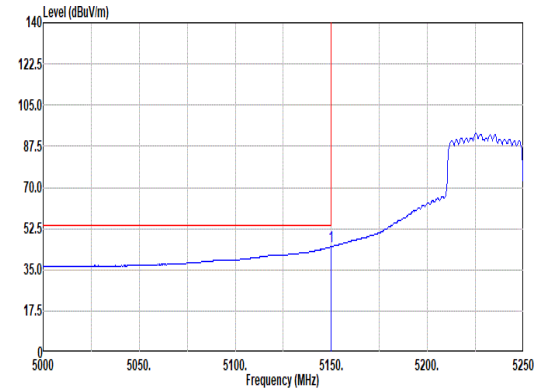 Site : 03CH15-HY Condition: AVG_BE_54 3m 9120D-02294_240620 VERTICAL : RBW:1000.000kHz VBW:0.010kHz SWT:Auto Freq Level Limit Line Margin Read Level Ant Factor Cable Loss Preamp Factor Aux Factor APos TPos Remark MHz dBuV/m dBuV/m dB dBuV dB/m dB dB dB cm deg 1 5150.00 44.79 54.00 -9.21 40.03 33.20 8.41 36.85 0.00 100 126 AVERAGE	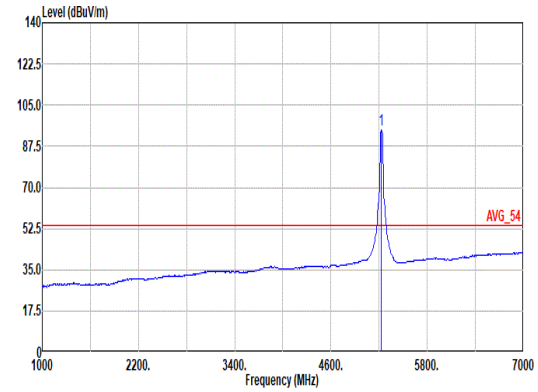 Site : 03CH15-HY Condition: AVG_54 3m 9120D-02294_240620 VERTICAL : RBW:1000.000kHz VBW:0.010kHz SWT:Auto Freq Level Limit Line Margin Read Level Ant Factor Cable Loss Preamp Factor Aux Factor APos TPos Remark MHz dBuV/m dBuV/m dB dBuV dB/m dB dB dB cm deg 1 5230.00 94.55 ------ ------ 89.92 33.00 8.47 36.84 0.00 100 126 AVERAGE

Mode	11	
	Band Edge - R	
	U-NII-1_5.15-5.25_802.11be EHT40_CH46_5230MHz	
ANT	4+3	
Pol.	Vertical	Fundamental
Peak	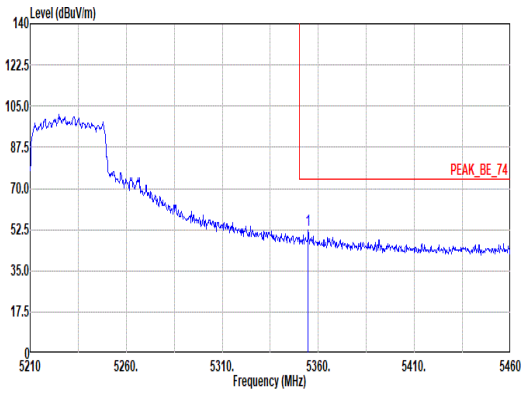 Site : 03CH15-HY Condition: PEAK_BE_74 3m 9120D-02294_240620 VERTICAL : RBW:1000.000kHz VBW:3000.000kHz SWT:Auto Limit Read Ant Cable Preamp Aux APos TPos Freq Level Line Margin Level Factor Loss Factor Factor Remark MHz dBuV/m dBuV/m dB dBuV dB/m dB dB dB cm deg 1 5354.75 52.20 74.00 -21.80 47.57 32.89 8.57 36.83 0.00 100 126 PEAK	Blank
Avg	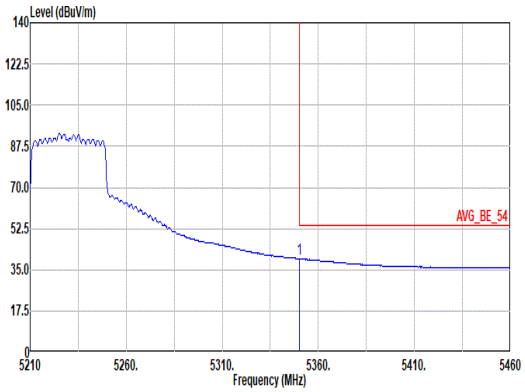 Site : 03CH15-HY Condition: AVG_BE_54 3m 9120D-02294_240620 VERTICAL : RBW:1000.000kHz VBW:0.010kHz SWT:Auto Limit Read Ant Cable Preamp Aux APos TPos Freq Level Line Margin Level Factor Loss Factor Factor Remark MHz dBuV/m dBuV/m dB dBuV dB/m dB dB dB cm deg 1 5350.25 39.69 54.00 -14.31 35.05 32.90 8.57 36.83 0.00 100 126 AVERAGE	Blank

Mode	11	
	Harmonic	
	U-NII-1_5.15-5.25_802.11be EHT40_CH46_5230MHz	
ANT	4+3	
Pol.	Horizontal	Vertical
Peak Avg	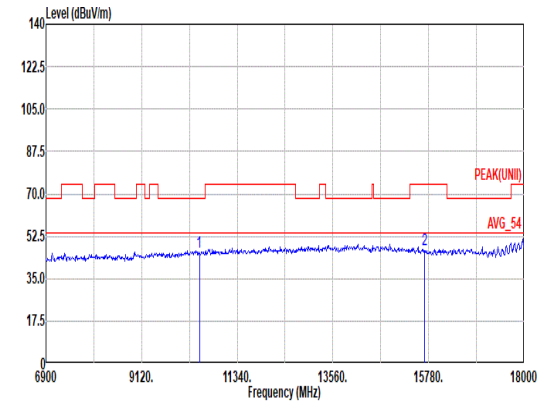 Site : 03CH15-HY Condition: PEAK(UNII) 3m 9120D-02294_240620 HORIZONTAL Mode : 11 Freq Level Limit Line Margin Read Level Ant Factor Cable Loss Preamp Factor Aux Factor APos TPos Remark MHz dBuV/m dBuV/m dB dBuV dB/m dB dB dB cm deg 1 10460.00 45.83 68.20 -22.37 52.38 38.60 11.99 58.03 0.89 -- -- PEAK 2 15690.00 46.93 74.00 -27.07 50.63 38.18 15.11 57.91 0.92 -- -- PEAK	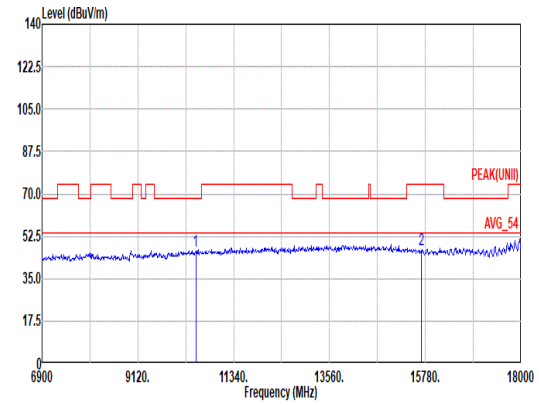 Site : 03CH15-HY Condition: PEAK(UNII) 3m 9120D-02294_240620 VERTICAL Mode : 11 Freq Level Limit Line Margin Read Level Ant Factor Cable Loss Preamp Factor Aux Factor APos TPos Remark MHz dBuV/m dBuV/m dB dBuV dB/m dB dB dB cm deg 1 10460.00 46.74 68.20 -21.46 53.29 38.60 11.99 58.03 0.89 -- -- PEAK 2 15690.00 47.17 74.00 -26.83 50.87 38.18 15.11 57.91 0.92 -- -- PEAK

Mode	11	
	Harmonic	
	U-NII-1_5.15-5.25_802.11be EHT40_CH46_5230MHz	
ANT	4+3	
Pol.	Horizontal	Vertical
14.47G ~14.5G Avg	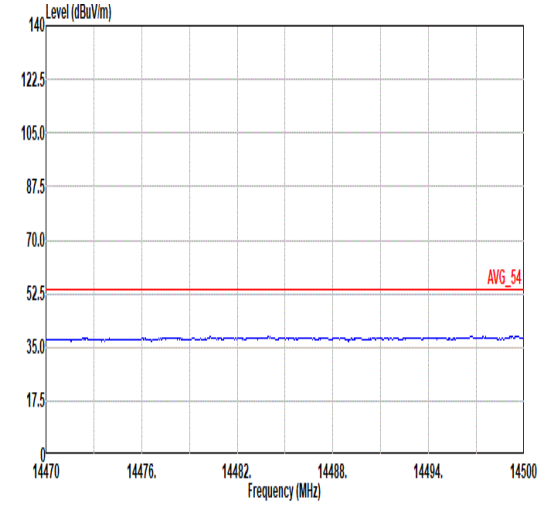 Site : 03CH15-HY Condition: AVG_54 3m 9120D-02294_240620 HORIZONTAL Mode : 11	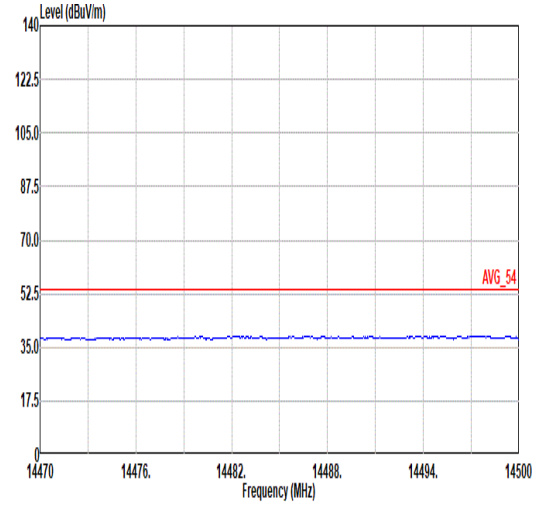 Site : 03CH15-HY Condition: AVG_54 3m 9120D-02294_240620 VERTICAL Mode : 11
17.7G ~18G Avg	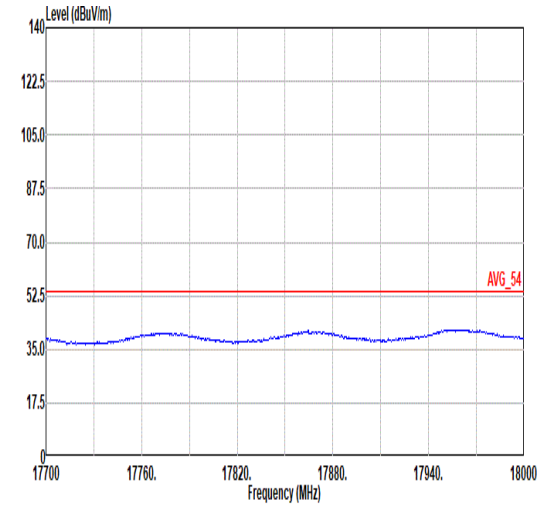 Site : 03CH15-HY Condition: AVG_54 3m 9120D-02294_240620 HORIZONTAL Mode : 11	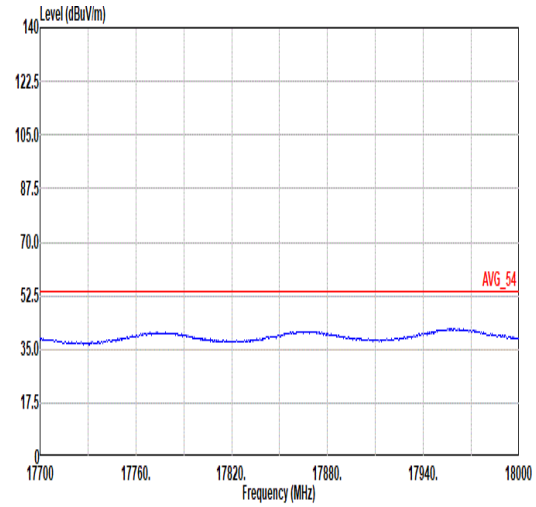 Site : 03CH15-HY Condition: AVG_54 3m 9120D-02294_240620 VERTICAL Mode : 11

Mode	12	
	Band Edge - L	
	U-NII-1_5.15-5.25_802.11be EHT80_CH42_5210MHz	
ANT	4+3	
Pol.	Horizontal	Fundamental
Peak	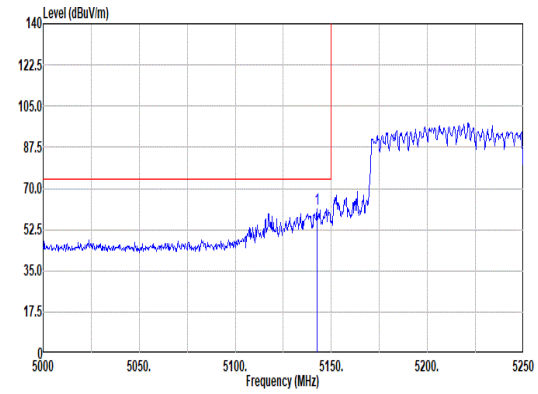 Site : 03CH15-HY Condition: PEAK_BE_74 3m 9120D-02294_240620 HORIZONTAL : RBW:1000.000kHz VBW:3000.000kHz SWT:Auto Freq Level Limit Line Margin Read Level Ant Factor Cable Loss Preamp Factor Aux Factor APos TPos Remark MHz dBuV/m dBuV/m dB dBuV dB/m dB dB dB cm deg 1 5142.50 61.29 74.00 -12.71 56.56 33.17 8.41 36.85 0.00 110 41 PEAK	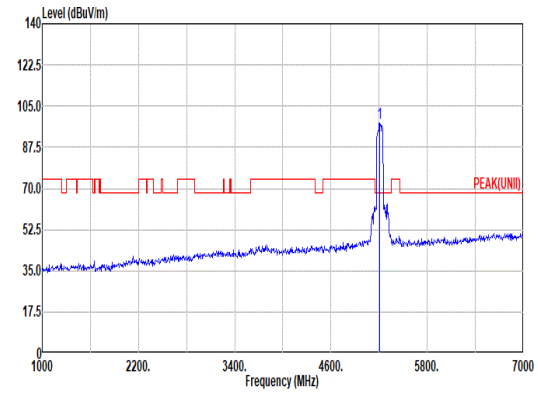 Site : 03CH15-HY Condition: PEAK(UNII) 3m 9120D-02294_240620 HORIZONTAL : RBW:1000.000kHz VBW:3000.000kHz SWT:Auto Freq Level Limit Line Margin Read Level Ant Factor Cable Loss Preamp Factor Aux Factor APos TPos Remark MHz dBuV/m dBuV/m dB dBuV dB/m dB dB dB cm deg 1 5210.00 97.88 ------ ------ 93.27 33.00 8.45 36.84 0.00 110 41 PEAK
Avg	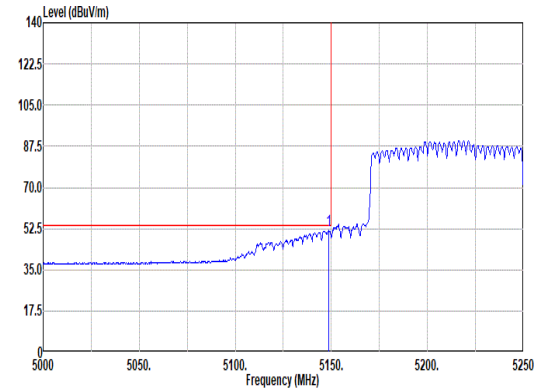 Site : 03CH15-HY Condition: AVG_BE_54 3m 9120D-02294_240620 HORIZONTAL : RBW:1000.000kHz VBW:1.500kHz SWT:Auto Freq Level Limit Line Margin Read Level Ant Factor Cable Loss Preamp Factor Aux Factor APos TPos Remark MHz dBuV/m dBuV/m dB dBuV dB/m dB dB dB cm deg 1 5148.75 51.67 54.00 -2.33 46.92 33.19 8.41 36.85 0.00 110 41 AVERAGE	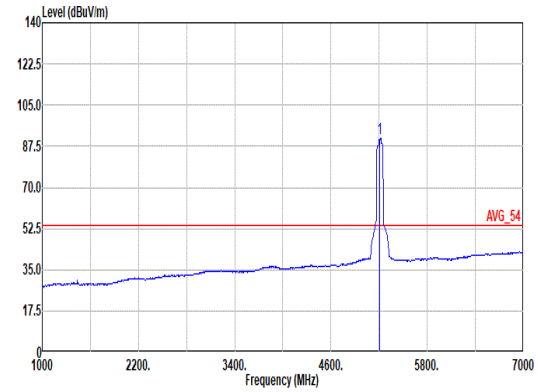 Site : 03CH15-HY Condition: AVG_54 3m 9120D-02294_240620 HORIZONTAL : RBW:1000.000kHz VBW:1.500kHz SWT:Auto Freq Level Limit Line Margin Read Level Ant Factor Cable Loss Preamp Factor Aux Factor APos TPos Remark MHz dBuV/m dBuV/m dB dBuV dB/m dB dB dB cm deg 1 5210.00 90.80 ------ ------ 86.18 33.00 8.46 36.84 0.00 110 41 AVERAGE

Mode	12	
	Band Edge - R	
	U-NII-1_5.15-5.25_802.11be EHT80_CH42_5210MHz	
ANT	4+3	
Pol.	Horizontal	Fundamental
Peak	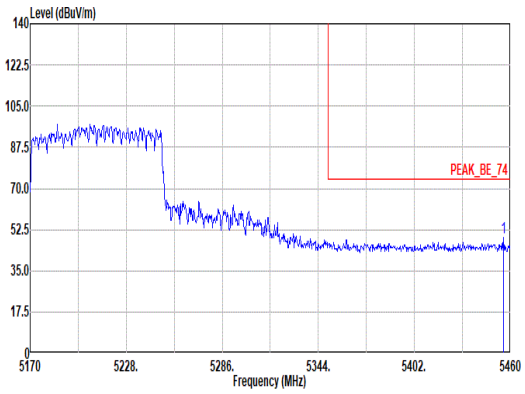 Site : 03CH15-HY Condition: PEAK_BE_74 3m 9120D-02294_240620 HORIZONTAL : RBW:1000.000kHz VBW:3000.000kHz SWT:Auto Limit Read Ant Cable Preamp Aux APos TPos Freq Level Line Margin Level Factor Loss Factor Factor Remark MHz dBuV/m dBuV/m dB dBuV dB/m dB dB dB cm deg 1 5455.94 48.96 74.00 -25.04 44.35 32.81 8.62 36.82 0.00 110 41 PEAK	Blank
Avg	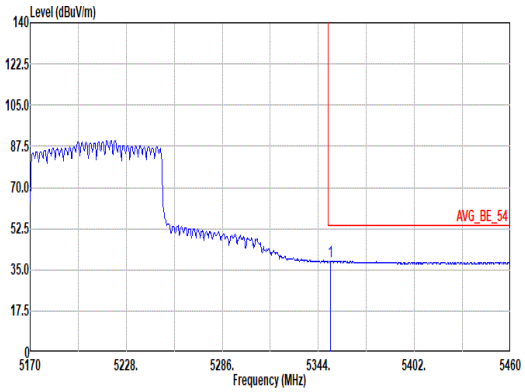 Site : 03CH15-HY Condition: AVG_BE_54 3m 9120D-02294_240620 HORIZONTAL : RBW:1000.000kHz VBW:1.500kHz SWT:Auto Limit Read Ant Cable Preamp Aux APos TPos Freq Level Line Margin Level Factor Loss Factor Factor Remark MHz dBuV/m dBuV/m dB dBuV dB/m dB dB dB cm deg 1 5351.25 38.81 54.00 -15.19 34.17 32.90 8.57 36.83 0.00 110 41 AVERAGE	Blank

Mode	12	
	Band Edge - L	
	U-NII-1_5.15-5.25_802.11be EHT80_CH42_5210MHz	
ANT	4+3	
Pol.	Vertical	Fundamental
Peak	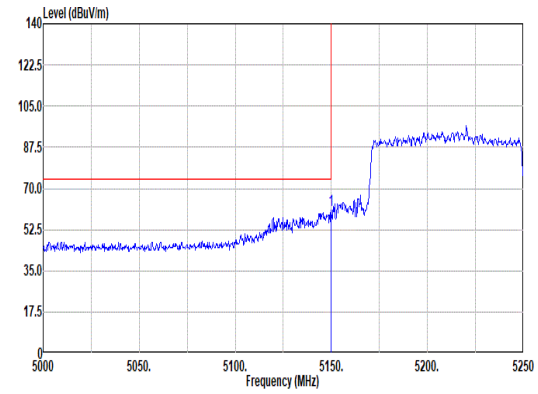 Site : 03CH15-HY Condition: PEAK_BE_74 3m 9120D-02294_240620 VERTICAL : RBW:1000.000kHz VBW:3000.000kHz SWT:Auto Freq Level Limit Line Margin Read Level Ant Factor Cable Loss Preamp Factor Aux Factor APos TPos Remark MHz dBuV/m dBuV/m dB dBuV dB/m dB dB dB cm deg 1 5150.00 60.77 74.00 -13.23 56.01 33.20 8.41 36.85 0.00 100 129 PEAK	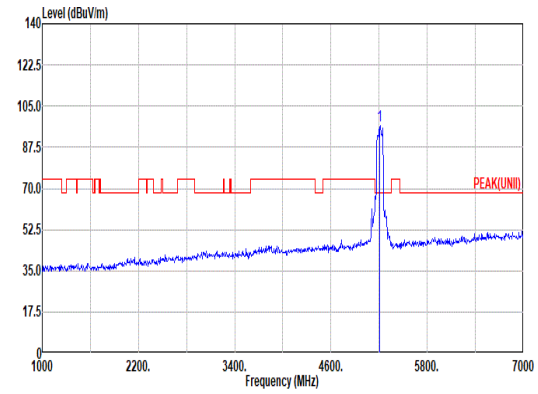 Site : 03CH15-HY Condition: PEAK(UNII) 3m 9120D-02294_240620 VERTICAL : RBW:1000.000kHz VBW:3000.000kHz SWT:Auto Freq Level Limit Line Margin Read Level Ant Factor Cable Loss Preamp Factor Aux Factor APos TPos Remark MHz dBuV/m dBuV/m dB dBuV dB/m dB dB dB cm deg 1 5210.00 96.64 ------ ------ 92.02 33.00 8.46 36.84 0.00 100 129 PEAK
Avg	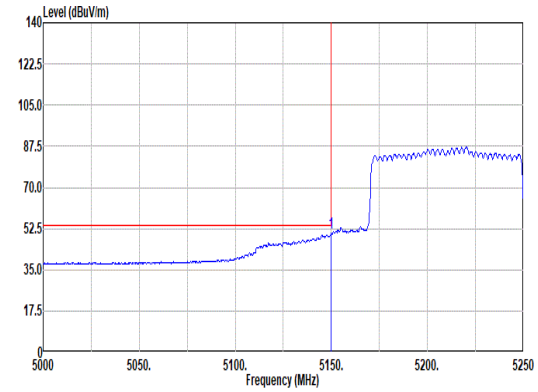 Site : 03CH15-HY Condition: AVG_BE_54 3m 9120D-02294_240620 VERTICAL : RBW:1000.000kHz VBW:1.500kHz SWT:Auto Freq Level Limit Line Margin Read Level Ant Factor Cable Loss Preamp Factor Aux Factor APos TPos Remark MHz dBuV/m dBuV/m dB dBuV dB/m dB dB dB cm deg 1 5150.00 50.46 54.00 -3.54 45.70 33.20 8.41 36.85 0.00 100 129 AVERAGE	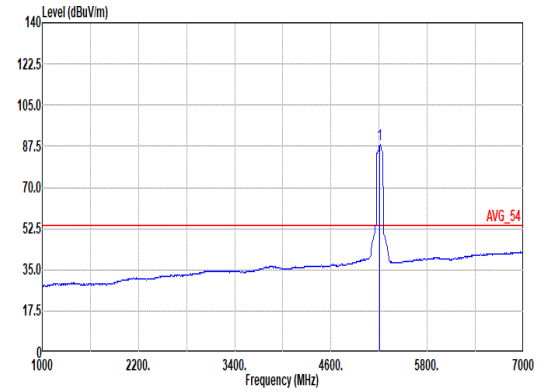 Site : 03CH15-HY Condition: AVG_54 3m 9120D-02294_240620 VERTICAL : RBW:1000.000kHz VBW:1.500kHz SWT:Auto Freq Level Limit Line Margin Read Level Ant Factor Cable Loss Preamp Factor Aux Factor APos TPos Remark MHz dBuV/m dBuV/m dB dBuV dB/m dB dB dB cm deg 1 5210.00 88.42 ------ ------ 83.80 33.00 8.46 36.84 0.00 100 129 AVERAGE

Mode	12	
	Band Edge - R	
	U-NII-1_5.15-5.25_802.11be EHT80_CH42_5210MHz	
ANT	4+3	
Pol.	Vertical	Fundamental
Peak	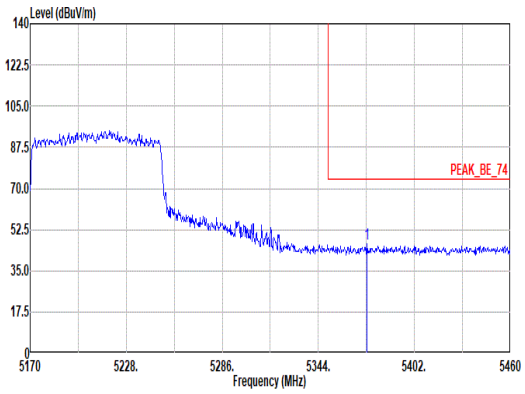 Site : 03CH15-HY Condition: PEAK_BE_74 3m 9120D-02294_240620 VERTICAL : RBW:1000.000kHz VBW:3000.000kHz SWT:Auto Limit Read Ant Cable Preamp Aux APos TPos Freq Level Line Margin Level Factor Loss Factor Factor Remark MHz dBuV/m dBuV/m dB dBuV dB/m dB dB dB cm deg 1 5373.29 46.24 74.00 -27.76 41.63 32.85 8.59 36.83 0.00 100 129 PEAK	Blank
Avg	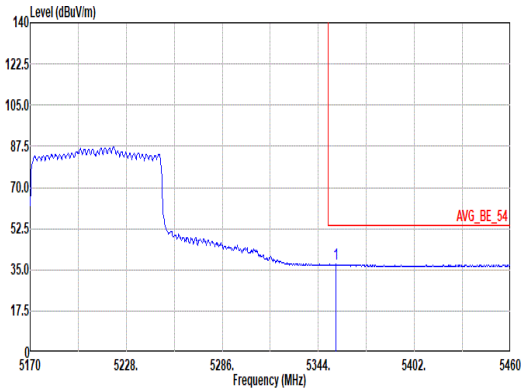 Site : 03CH15-HY Condition: AVG_BE_54 3m 9120D-02294_240620 VERTICAL : RBW:1000.000kHz VBW:1.500kHz SWT:Auto Limit Read Ant Cable Preamp Aux APos TPos Freq Level Line Margin Level Factor Loss Factor Factor Remark MHz dBuV/m dBuV/m dB dBuV dB/m dB dB dB cm deg 1 5354.73 37.48 54.00 -16.52 32.85 32.89 8.57 36.83 0.00 100 129 AVERAGE	Blank

Mode	12	
	Harmonic	
	U-NII-1_5.15-5.25_802.11be EHT80_CH42_5210MHz	
ANT	4+3	
Pol.	Horizontal	Vertical
Peak Avg	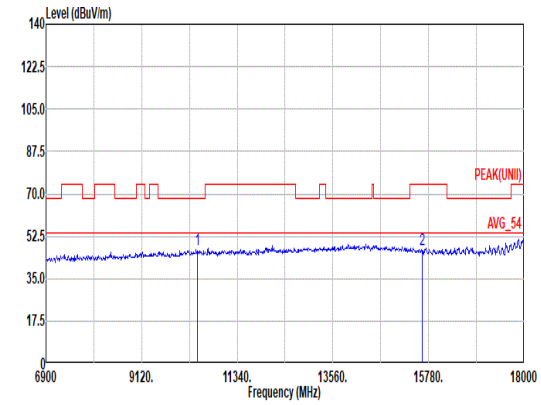 Site : 03CH15-HY Condition: PEAK(UNII) 3m 9120D-02294_240620 HORIZONTAL Mode : 12 Freq Level Limit Line Margin Read Level Ant Factor Cable Loss Preamp Factor Aux Factor APos TPos Remark MHz dBuV/m dBuV/m dB dBuV dB/m dB dB dB cm deg 1 10420.00 47.10 68.20 -21.10 53.72 38.60 11.97 58.07 0.88 -- -- PEAK 2 15630.00 46.89 74.00 -27.11 50.71 38.06 15.07 57.86 0.91 -- -- PEAK	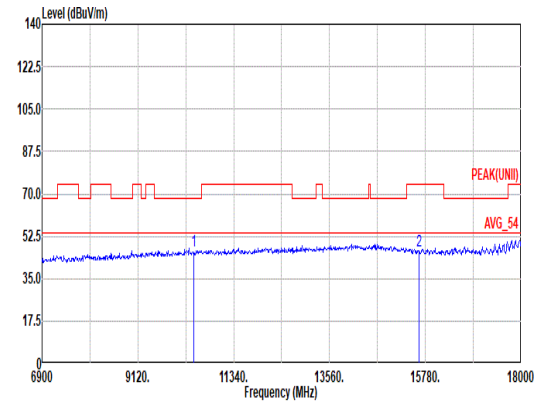 Site : 03CH15-HY Condition: PEAK(UNII) 3m 9120D-02294_240620 VERTICAL Mode : 12 Freq Level Limit Line Margin Read Level Ant Factor Cable Loss Preamp Factor Aux Factor APos TPos Remark MHz dBuV/m dBuV/m dB dBuV dB/m dB dB dB cm deg 1 10420.00 46.62 68.20 -21.58 53.24 38.60 11.97 58.07 0.88 -- -- PEAK 2 15630.00 46.59 74.00 -27.41 50.41 38.06 15.07 57.86 0.91 -- -- PEAK

Mode	12	
	Harmonic	
	U-NII-1_5.15-5.25_802.11be EHT80_CH42_5210MHz	
ANT	4+3	
Pol.	Horizontal	Vertical
14.47G ~14.5G Avg	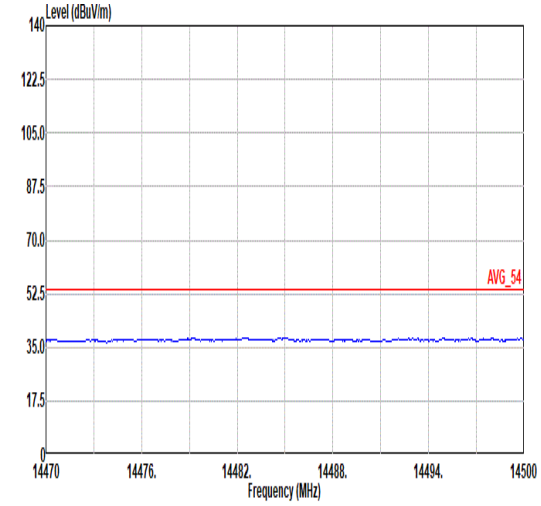 Site : 03CH15-HY Condition: AVG_54 3m 9120D-02294_240620 HORIZONTAL Mode : 12	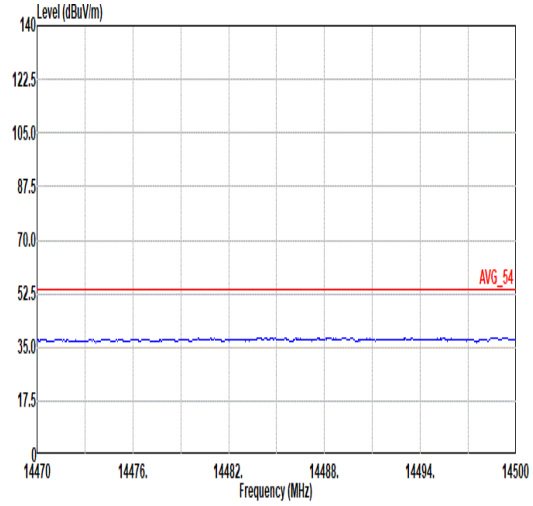 Site : 03CH15-HY Condition: AVG_54 3m 9120D-02294_240620 VERTICAL Mode : 12
17.7G ~18G Avg	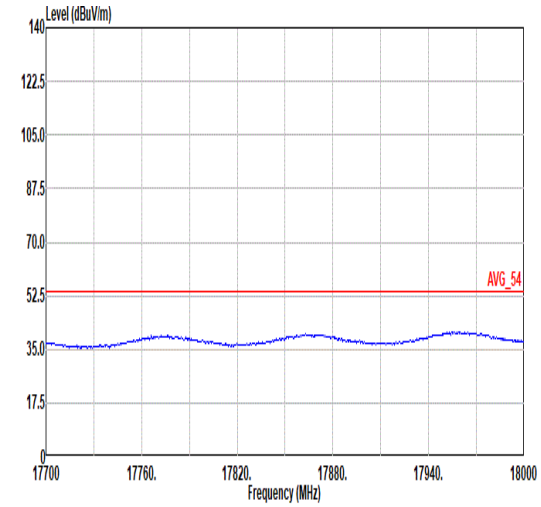 Site : 03CH15-HY Condition: AVG_54 3m 9120D-02294_240620 HORIZONTAL Mode : 12	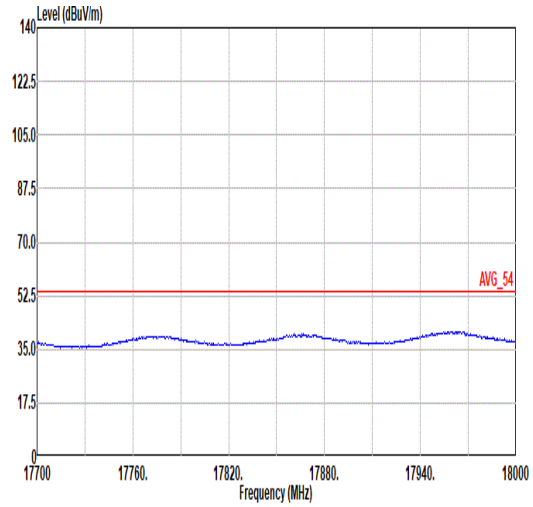 Site : 03CH15-HY Condition: AVG_54 3m 9120D-02294_240620 VERTICAL Mode : 12

Mode	13	
	Band Edge - L	
	U-NII-1_5.15-5.25_802.11be EHT160_CH50_5250MHz	
ANT	4+3	
Pol.	Horizontal	Fundamental
Peak	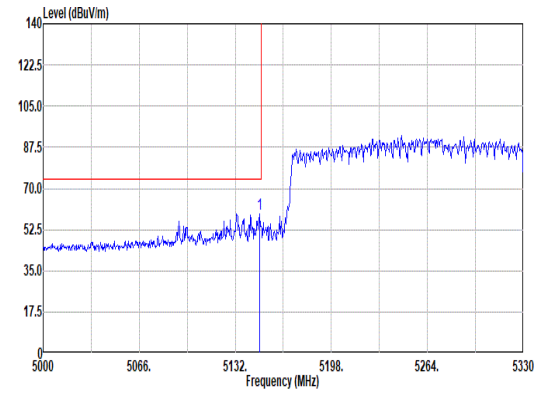 Site : 03CH15-HY Condition: PEAK_BE_74 3m 9120D-02294_240620 HORIZONTAL : RBW:1000.000kHz VBW:3000.000kHz SWT:Auto Freq Level Limit Line Margin Read Level Ant Factor Cable Loss Preamp Factor Aux Factor APos TPos Remark MHz dBuV/m dBuV/m dB dBuV dB/m dB dB dB cm deg 1 5148.50 59.36 74.00 -14.64 54.61 33.19 8.41 36.85 0.00 100 43 PEAK	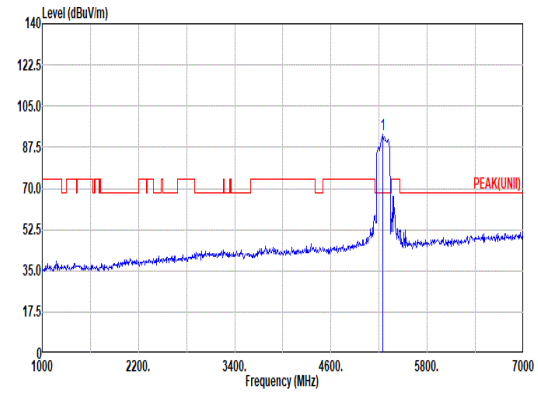 Site : 03CH15-HY Condition: PEAK(UNII) 3m 9120D-02294_240620 HORIZONTAL : RBW:1000.000kHz VBW:3000.000kHz SWT:Auto Freq Level Limit Line Margin Read Level Ant Factor Cable Loss Preamp Factor Aux Factor APos TPos Remark MHz dBuV/m dBuV/m dB dBuV dB/m dB dB dB cm deg 1 5250.00 93.12 ------ ------ 88.48 33.00 8.48 36.84 0.00 100 43 PEAK
Avg	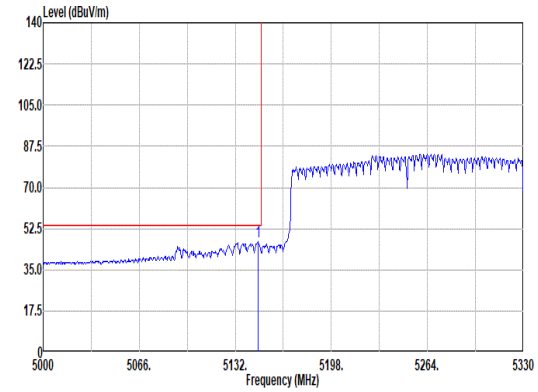 Site : 03CH15-HY Condition: AVG_BE_54 3m 9120D-02294_240620 HORIZONTAL : RBW:1000.000kHz VBW:2.700kHz SWT:Auto Freq Level Limit Line Margin Read Level Ant Factor Cable Loss Preamp Factor Aux Factor APos TPos Remark MHz dBuV/m dBuV/m dB dBuV dB/m dB dB dB cm deg 1 5147.51 46.96 54.00 -7.04 42.21 33.19 8.41 36.85 0.00 100 43 AVERAGE	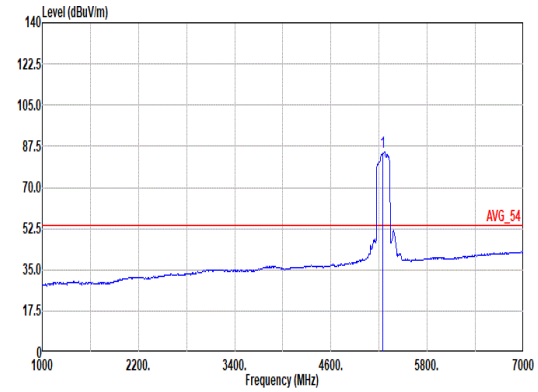 Site : 03CH15-HY Condition: AVG_54 3m 9120D-02294_240620 HORIZONTAL : RBW:1000.000kHz VBW:2.700kHz SWT:Auto Freq Level Limit Line Margin Read Level Ant Factor Cable Loss Preamp Factor Aux Factor APos TPos Remark MHz dBuV/m dBuV/m dB dBuV dB/m dB dB dB cm deg 1 5250.00 84.94 ------ ------ 80.31 32.97 8.50 36.84 0.00 100 43 AVERAGE

Mode	13	
	Band Edge - R	
	U-NII-1_5.15-5.25_802.11be EHT160_CH50_5250MHz	
ANT	4+3	
Pol.	Horizontal	Fundamental
Peak	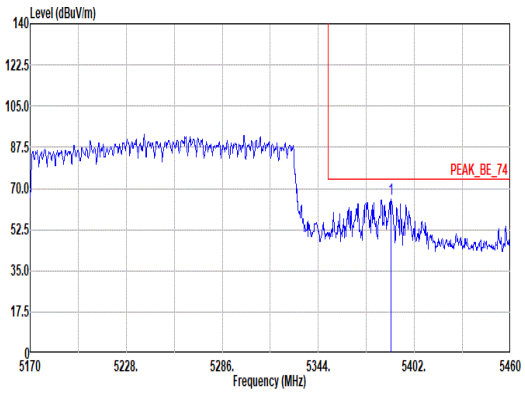 Site : 03CH15-HY Condition: PEAK_BE_74 3m 9120D-02294_240620 HORIZONTAL : RBW:1000.000kHz VBW:3000.000kHz SWT:Auto Limit Read Ant Cable Preamp Aux APos TPos Freq Level Line Margin Level Factor Loss Factor Factor Remark MHz dBuV/m dBuV/m dB dBuV dB/m dB dB dB cm deg 1 5388.08 65.36 74.00 -8.64 60.77 32.82 8.60 36.83 0.00 100 43 PEAK	Blank
Avg	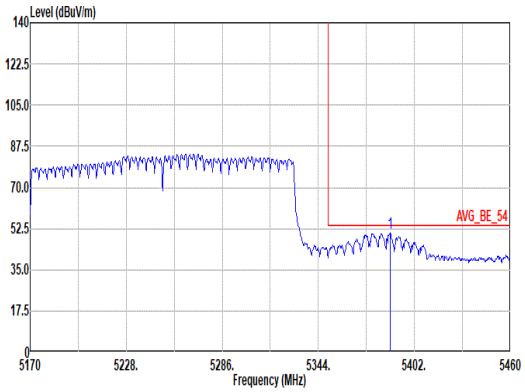 Site : 03CH15-HY Condition: AVG_BE_54 3m 9120D-02294_240620 HORIZONTAL : RBW:1000.000kHz VBW:2.700kHz SWT:Auto Limit Read Ant Cable Preamp Aux APos TPos Freq Level Line Margin Level Factor Loss Factor Factor Remark MHz dBuV/m dBuV/m dB dBuV dB/m dB dB dB cm deg 1 5387.50 50.46 54.00 -3.54 45.86 32.83 8.60 36.83 0.00 100 43 AVERAGE	Blank

Mode	13	
	Band Edge - L	
	U-NII-1_5.15-5.25_802.11be EHT160_CH50_5250MHz	
ANT	4+3	
Pol.	Vertical	Fundamental
Peak	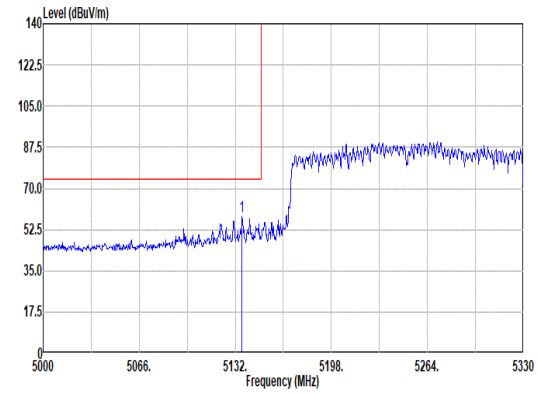 Site : 03CH15-HY Condition: PEAK_BE_74 3m 9120D-02294_240620 VERTICAL : RBW:1000.000kHz VBW:3000.000kHz SWT:Auto Limit Read Ant Cable Preamp Aux APos TPos Freq Level Line Margin Level Factor Loss Factor Factor Remark MHz dBuV/m dBuV/m dB dBuV dB/m dB dB dB cm deg 1 5136.62 58.05 74.00 -15.95 53.34 33.15 8.41 36.85 0.00 100 270 PEAK	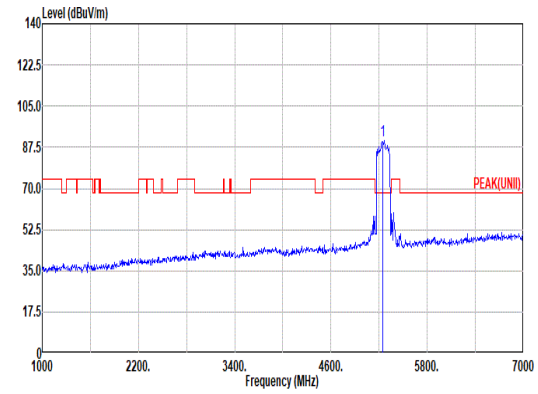 Site : 03CH15-HY Condition: PEAK(UNII) 3m 9120D-02294_240620 VERTICAL : RBW:1000.000kHz VBW:3000.000kHz SWT:Auto Limit Read Ant Cable Preamp Aux APos TPos Freq Level Line Margin Level Factor Loss Factor Factor Remark MHz dBuV/m dBuV/m dB dBuV dB/m dB dB dB cm deg 1 5250.00 90.49 ------ ------ 85.86 32.97 8.50 36.84 0.00 100 270 PEAK
Avg	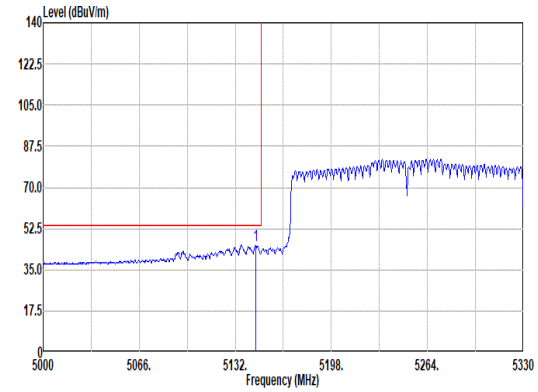 Site : 03CH15-HY Condition: AVG_BE_54 3m 9120D-02294_240620 VERTICAL : RBW:1000.000kHz VBW:2.700kHz SWT:Auto Limit Read Ant Cable Preamp Aux APos TPos Freq Level Line Margin Level Factor Loss Factor Factor Remark MHz dBuV/m dBuV/m dB dBuV dB/m dB dB dB cm deg 1 5146.19 45.60 54.00 -8.40 40.86 33.18 8.41 36.85 0.00 100 270 AVERAGE	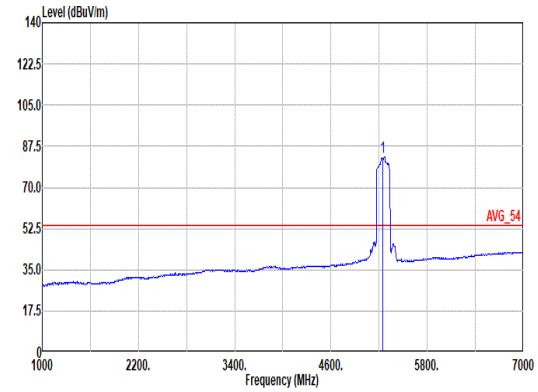 Site : 03CH15-HY Condition: AVG_54 3m 9120D-02294_240620 VERTICAL : RBW:1000.000kHz VBW:2.700kHz SWT:Auto Limit Read Ant Cable Preamp Aux APos TPos Freq Level Line Margin Level Factor Loss Factor Factor Remark MHz dBuV/m dBuV/m dB dBuV dB/m dB dB dB cm deg 1 5250.00 83.07 ------ ------ 78.44 32.96 8.51 36.84 0.00 100 270 AVERAGE

Mode	13	
	Band Edge - R	
	U-NII-1_5.15-5.25_802.11be EHT160_CH50_5250MHz	
ANT	4+3	
Pol.	Vertical	Fundamental
Peak	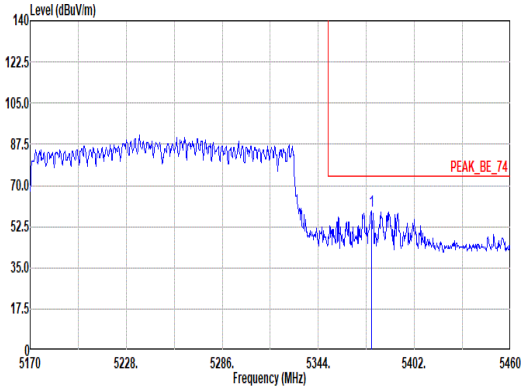 Site : 03CH15-HY Condition: PEAK_BE_74 3m 9120D-02294_240620 VERTICAL : RBW:1000.000kHz VBW:3000.000kHz SWT:Auto Limit Read Ant Cable Preamp Aux APos TPos Freq Level Line Margin Level Factor Loss Factor Factor Remark MHz dBuV/m dBuV/m dB dBuV dB/m dB dB dB cm deg 1 5376.19 59.12 74.00 -14.88 54.51 32.85 8.59 36.83 0.00 100 270 PEAK	Blank
Avg	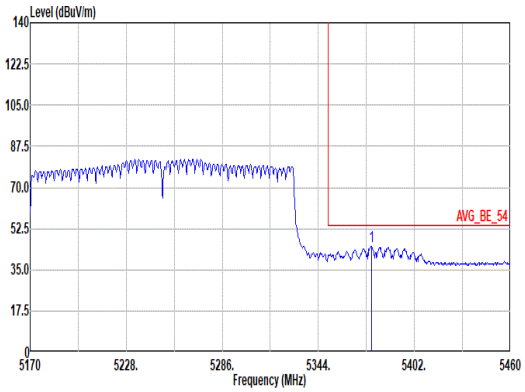 Site : 03CH15-HY Condition: AVG_BE_54 3m 9120D-02294_240620 VERTICAL : RBW:1000.000kHz VBW:2.700kHz SWT:Auto Limit Read Ant Cable Preamp Aux APos TPos Freq Level Line Margin Level Factor Loss Factor Factor Remark MHz dBuV/m dBuV/m dB dBuV dB/m dB dB dB cm deg 1 5376.19 45.01 54.00 -8.99 40.40 32.85 8.59 36.83 0.00 100 270 AVERAGE	Blank

Mode	13	
	Harmonic	
	U-NII-1_5.15-5.25_802.11be EHT160_CH50_5250MHz	
ANT	4+3	
Pol.	Horizontal	Vertical
Peak Avg	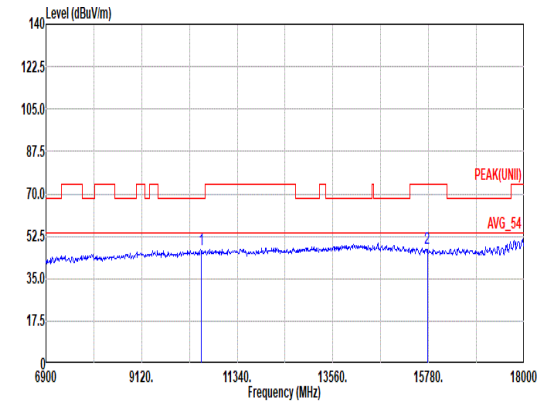 Site : 03CH15-HY Condition: PEAK(UNII) 3m 9120D-02294_240620 HORIZONTAL Mode : 13 Freq Level Limit Line Margin Read Level Ant Factor Cable Loss Preamp Factor Aux Factor APos TPos Remark MHz dBuV/m dBuV/m dB dBuV dB/m dB dB dB cm deg 1 10500.00 46.79 68.20 -21.41 53.28 38.60 12.01 57.99 0.89 -- -- PEAK 2 15750.00 47.74 74.00 -26.26 51.63 38.00 15.15 57.97 0.93 -- -- PEAK	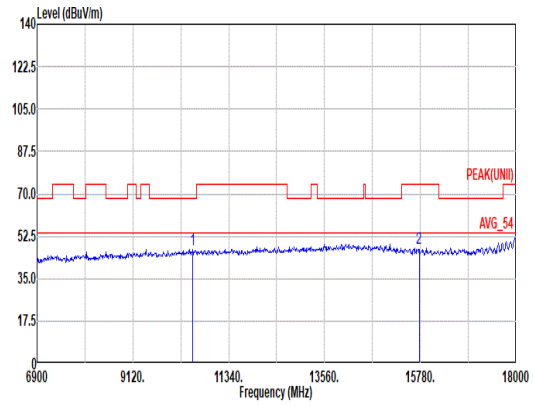 Site : 03CH15-HY Condition: PEAK(UNII) 3m 9120D-02294_240620 VERTICAL Mode : 13 Freq Level Limit Line Margin Read Level Ant Factor Cable Loss Preamp Factor Aux Factor APos TPos Remark MHz dBuV/m dBuV/m dB dBuV dB/m dB dB dB cm deg 1 10500.00 47.04 68.20 -21.16 53.53 38.60 12.01 57.99 0.89 -- -- PEAK 2 15750.00 47.32 74.00 -26.68 51.21 38.00 15.15 57.97 0.93 -- -- PEAK

Mode	13	
	Harmonic	
	U-NII-1_5.15-5.25_802.11be EHT160_CH50_5250MHz	
ANT	4+3	
Pol.	Horizontal	Vertical
14.47G ~14.5G Avg	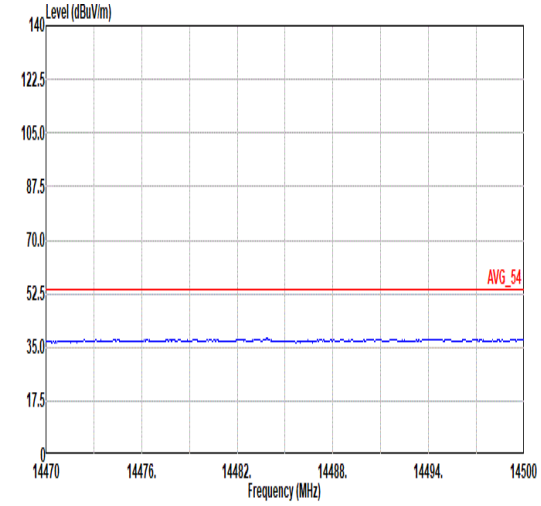 Site : 03CH15-HY Condition: AVG_54 3m 9120D-02294_240620 HORIZONTAL Mode : 13	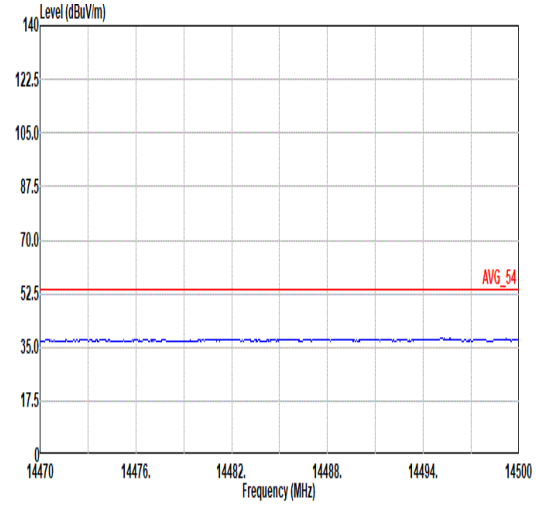 Site : 03CH15-HY Condition: AVG_54 3m 9120D-02294_240620 VERTICAL Mode : 13
17.7G ~18G Avg	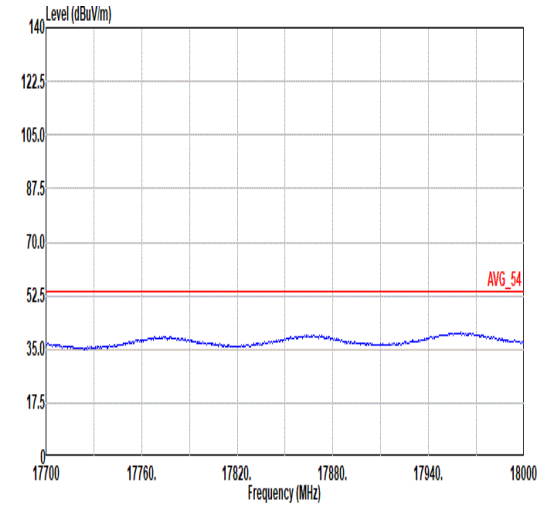 Site : 03CH15-HY Condition: AVG_54 3m 9120D-02294_240620 HORIZONTAL Mode : 13	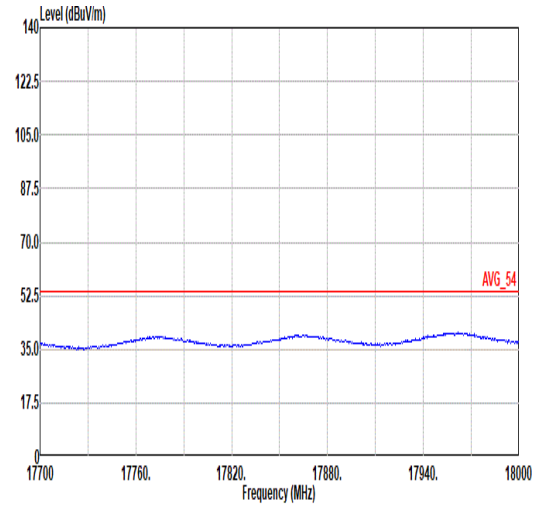 Site : 03CH15-HY Condition: AVG_54 3m 9120D-02294_240620 VERTICAL Mode : 13

Mode	14	
	Band Edge - L	
	U-NII-2A_5.25-5.35_802.11a_CH52_5260MHz	
ANT	4+3	
Pol.	Horizontal	Fundamental
Peak	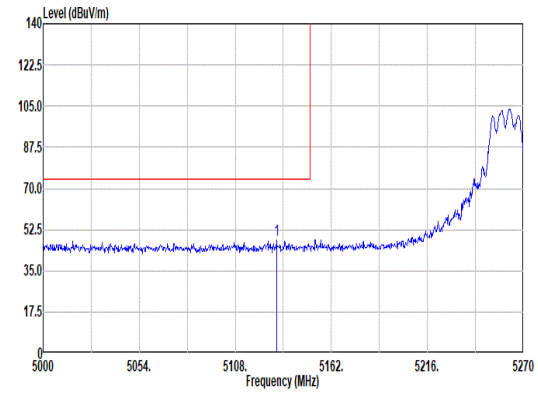 Site : 03CH15-HY Condition: PEAK_BE_74 3m 9120D-02294_240620 HORIZONTAL : RBW:1000.000kHz VBW:3000.000kHz SWT:Auto Freq Level Limit Line Margin Read Level Ant Factor Cable Loss Preamp Factor Aux Factor APos TPos Remark MHz dBuV/m dBuV/m dB dBuV dB/m dB dB dB cm deg 1 5131.22 47.89 74.00 -26.11 43.22 33.12 8.40 36.85 0.00 100 39 PEAK	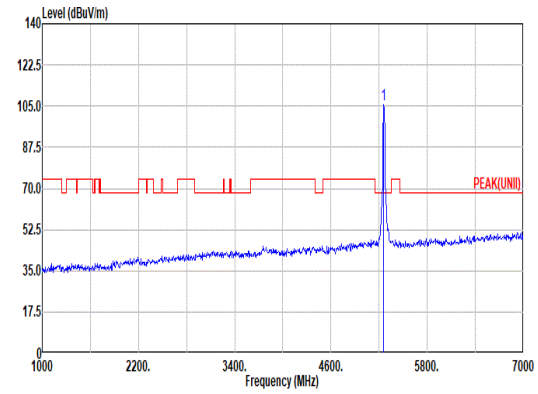 Site : 03CH15-HY Condition: PEAK(UNII) 3m 9120D-02294_240620 HORIZONTAL : RBW:1000.000kHz VBW:3000.000kHz SWT:Auto Freq Level Limit Line Margin Read Level Ant Factor Cable Loss Preamp Factor Aux Factor APos TPos Remark MHz dBuV/m dBuV/m dB dBuV dB/m dB dB dB cm deg 1 5260.00 105.80 ------ ------ 101.16 32.98 8.50 36.84 0.00 100 39 PEAK
Avg	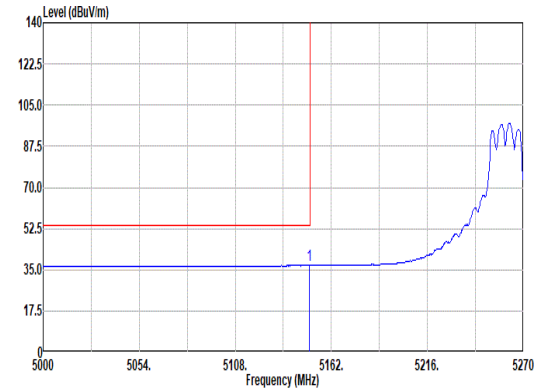 Site : 03CH15-HY Condition: AVG_BE_54 3m 9120D-02294_240620 HORIZONTAL : RBW:1000.000kHz VBW:0.010kHz SWT:Auto Freq Level Limit Line Margin Read Level Ant Factor Cable Loss Preamp Factor Aux Factor APos TPos Remark MHz dBuV/m dBuV/m dB dBuV dB/m dB dB dB cm deg 1 5149.58 36.81 54.00 -17.19 32.05 33.20 8.41 36.85 0.00 100 39 AVERAGE	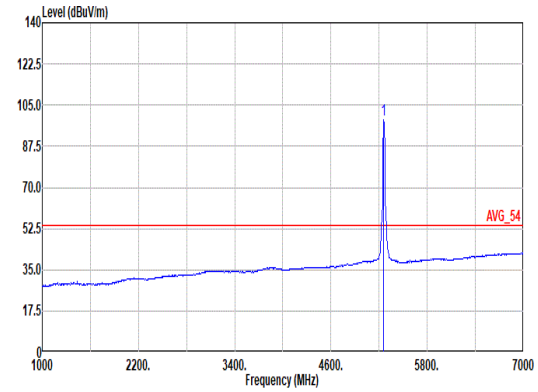 Site : 03CH15-HY Condition: AVG_54 3m 9120D-02294_240620 HORIZONTAL : RBW:1000.000kHz VBW:0.010kHz SWT:Auto Freq Level Limit Line Margin Read Level Ant Factor Cable Loss Preamp Factor Aux Factor APos TPos Remark MHz dBuV/m dBuV/m dB dBuV dB/m dB dB dB cm deg 1 5260.00 98.95 ------ ------ 94.31 32.98 8.50 36.84 0.00 100 39 AVERAGE

Mode	14	
	Band Edge - R	
	U-NII-2A_5.25-5.35_802.11a_CH52_5260MHz	
ANT	4+3	
Pol.	Horizontal	Fundamental
Peak	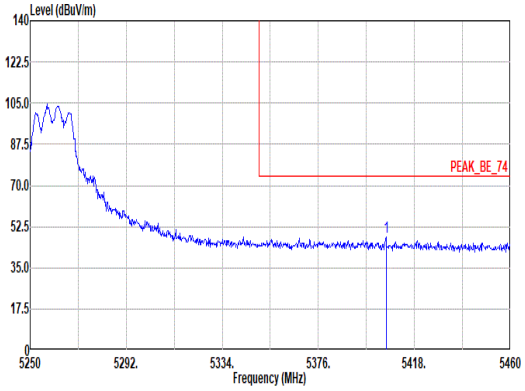 Site : 03CH15-HY Condition: PEAK_BE_74 3m 9120D-02294_240620 HORIZONTAL : RBW:1000.000kHz VBW:3000.000kHz SWT:Auto Limit Read Ant Cable Preamp Aux APos TPos Freq Level Line Margin Level Factor Loss Factor Factor Remark MHz dBuV/m dBuV/m dB dBuV dB/m dB dB dB cm deg 1 5405.61 48.00 74.00 -26.00 43.42 32.80 8.61 36.83 0.00 100 39 PEAK	Blank
Avg	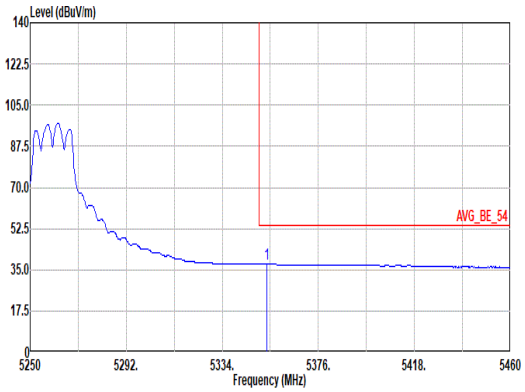 Site : 03CH15-HY Condition: AVG_BE_54 3m 9120D-02294_240620 HORIZONTAL : RBW:1000.000kHz VBW:0.010kHz SWT:Auto Limit Read Ant Cable Preamp Aux APos TPos Freq Level Line Margin Level Factor Loss Factor Factor Remark MHz dBuV/m dBuV/m dB dBuV dB/m dB dB dB cm deg 1 5353.53 37.40 54.00 -16.60 32.77 32.89 8.57 36.83 0.00 100 39 AVERAGE	Blank

Mode	14	
	Band Edge - L	
	U-NII-2A_5.25-5.35_802.11a_CH52_5260MHz	
ANT	4+3	
Pol.	Vertical	Fundamental
Peak	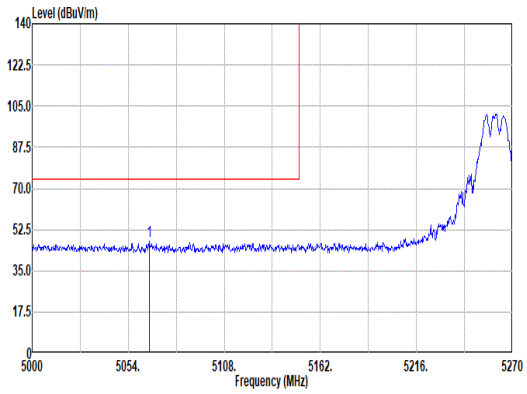 Site : 03CH15-HY Condition: PEAK_BE_74 3m 9120D-02294_240620 VERTICAL : RBW:1000.000kHz VBW:3000.000kHz SWT:Auto Freq Level Limit Line Margin Read Level Ant Factor Cable Loss Preamp Factor Aux Factor APos TPos Remark MHz dBuV/m dBuV/m dB dBuV dB/m dB dB dB cm deg 1 5065.88 47.62 74.00 -26.38 43.11 33.00 8.36 36.85 0.00 100 305 PEAK	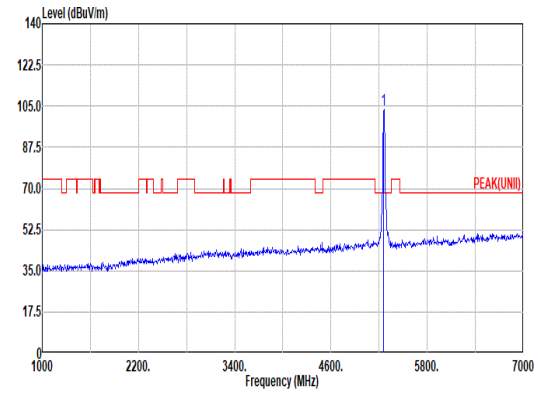 Site : 03CH15-HY Condition: PEAK(UNII) 3m 9120D-02294_240620 VERTICAL : RBW:1000.000kHz VBW:3000.000kHz SWT:Auto Freq Level Limit Line Margin Read Level Ant Factor Cable Loss Preamp Factor Aux Factor APos TPos Remark MHz dBuV/m dBuV/m dB dBuV dB/m dB dB dB cm deg 1 5260.00 103.52 ------ ------ 98.89 32.97 8.50 36.84 0.00 100 305 PEAK
Avg	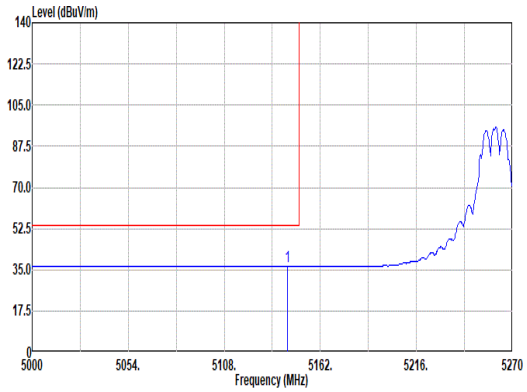 Site : 03CH15-HY Condition: AVG_BE_54 3m 9120D-02294_240620 VERTICAL : RBW:1000.000kHz VBW:0.010kHz SWT:Auto Freq Level Limit Line Margin Read Level Ant Factor Cable Loss Preamp Factor Aux Factor APos TPos Remark MHz dBuV/m dBuV/m dB dBuV dB/m dB dB dB cm deg 1 5143.37 36.61 54.00 -17.39 31.88 33.17 8.41 36.85 0.00 100 305 AVERAGE	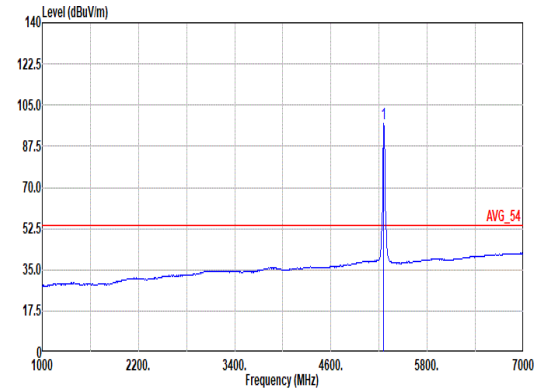 Site : 03CH15-HY Condition: AVG_54 3m 9120D-02294_240620 VERTICAL : RBW:1000.000kHz VBW:0.010kHz SWT:Auto Freq Level Limit Line Margin Read Level Ant Factor Cable Loss Preamp Factor Aux Factor APos TPos Remark MHz dBuV/m dBuV/m dB dBuV dB/m dB dB dB cm deg 1 5260.00 96.96 ------ ------ 92.32 32.98 8.50 36.84 0.00 100 305 AVERAGE

Mode	14	
	Band Edge - R	
	U-NII-2A_5.25-5.35_802.11a_CH52_5260MHz	
ANT	4+3	
Pol.	Vertical	Fundamental
Peak	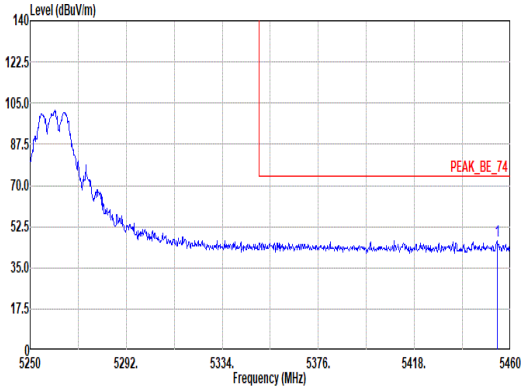 Site : 03CH15-HY Condition: PEAK_BE_74 3m 9120D-02294_240620 VERTICAL : RBW:1000.000kHz VBW:3000.000kHz SWT:Auto Limit Read Ant Cable Preamp Aux APos TPos Freq Level Line Margin Level Factor Loss Factor Factor Remark MHz dBuV/m dBuV/m dB dBuV dB/m dB dB dB cm deg 1 5454.12 46.33 74.00 -27.67 41.72 32.81 8.62 36.82 0.00 100 305 PEAK	Blank
Avg	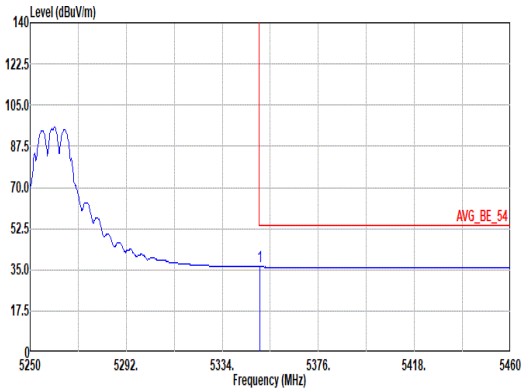 Site : 03CH15-HY Condition: AVG_BE_54 3m 9120D-02294_240620 VERTICAL : RBW:1000.000kHz VBW:0.010kHz SWT:Auto Limit Read Ant Cable Preamp Aux APos TPos Freq Level Line Margin Level Factor Loss Factor Factor Remark MHz dBuV/m dBuV/m dB dBuV dB/m dB dB dB cm deg 1 5350.38 36.25 54.00 -17.75 31.61 32.90 8.57 36.83 0.00 100 305 AVERAGE	Blank

Mode	14	
	Harmonic	
	U-NII-2A_5.25-5.35_802.11a_CH52_5260MHz	
ANT	4+3	
Pol.	Horizontal	Vertical
Peak Avg	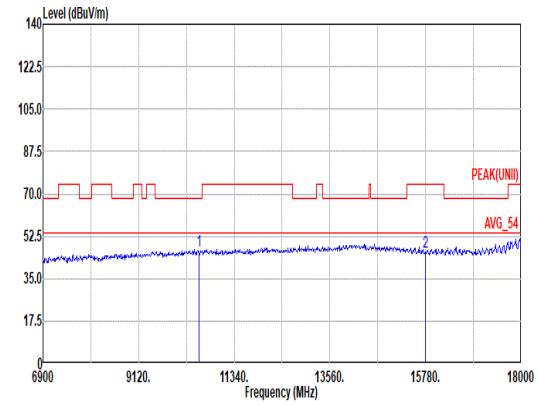 Site : 03CH15-HY Condition: PEAK(UNII) 3m 9120D-02294_240620 HORIZONTAL Freq Level Limit Line Margin Read Level Ant Factor Cable Loss Preamp Factor Aux Factor APos TPos Remark MHz dBuV/m dBuV/m dB dBuV dB/m dB dB dB cm deg 1 10520.00 46.63 68.20 -21.57 53.02 38.68 12.03 57.99 0.89 -- -- PEAK 2 15780.00 45.84 74.00 -28.16 49.85 37.88 15.17 58.00 0.94 -- -- PEAK	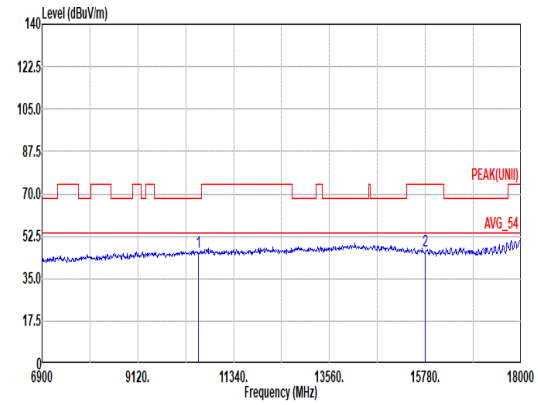 Site : 03CH15-HY Condition: PEAK(UNII) 3m 9120D-02294_240620 VERTICAL Freq Level Limit Line Margin Read Level Ant Factor Cable Loss Preamp Factor Aux Factor APos TPos Remark MHz dBuV/m dBuV/m dB dBuV dB/m dB dB dB cm deg 1 10520.00 45.97 68.20 -22.23 52.36 38.68 12.03 57.99 0.89 -- -- PEAK 2 15780.00 46.63 74.00 -27.37 50.64 37.88 15.17 58.00 0.94 -- -- PEAK

Mode	14	
	Harmonic	
	U-NII-2A_5.25-5.35_802.11a_CH52_5260MHz	
ANT	4+3	
Pol.	Horizontal	Vertical
14.47G ~14.5G Avg	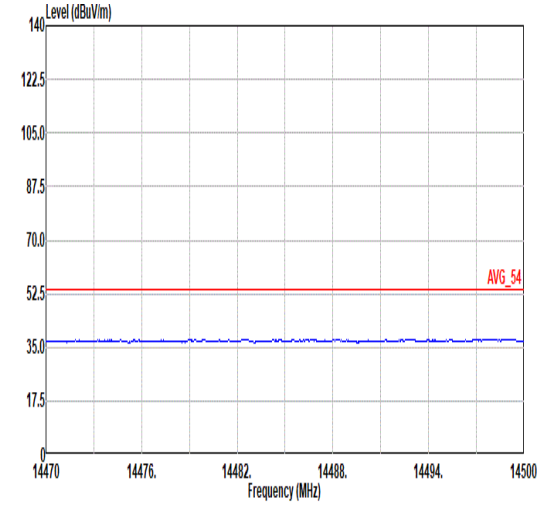 Site : 03CH15-HY Condition: AVG_54 3m 9120D-02294_240620 HORIZONTAL	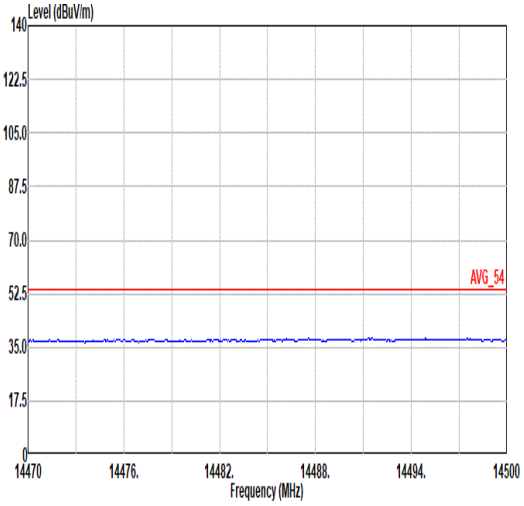 Site : 03CH15-HY Condition: AVG_54 3m 9120D-02294_240620 VERTICAL
17.7G ~18G Avg	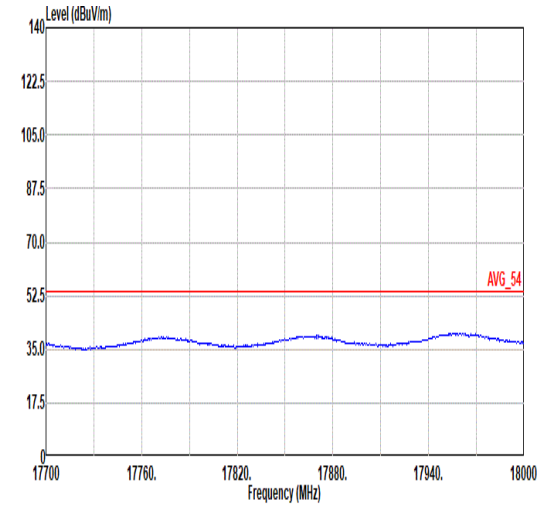 Site : 03CH15-HY Condition: AVG_54 3m 9120D-02294_240620 HORIZONTAL	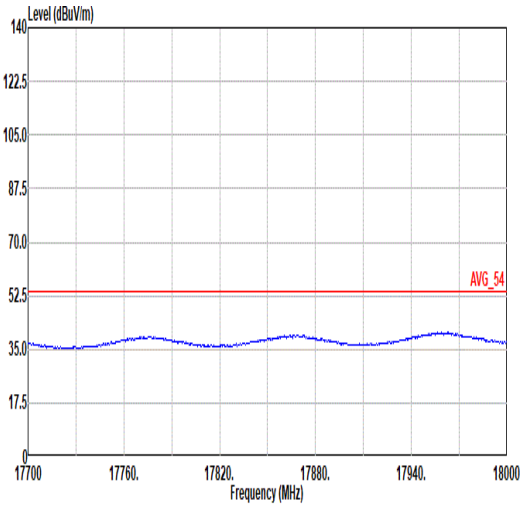 Site : 03CH15-HY Condition: AVG_54 3m 9120D-02294_240620 VERTICAL

Mode	15	
	Band Edge - L	
	U-NII-2A_5.25-5.35_802.11a_CH60_5300MHz	
ANT	4+3	
Pol.	Horizontal	Fundamental
Peak	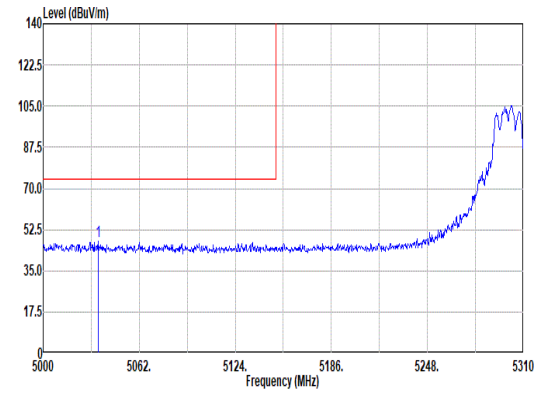 Site : 03CH15-HY Condition: PEAK_BE_74 3m 9120D-02294_240620 HORIZONTAL : RBW:1000.000kHz VBW:3000.000kHz SWT:Auto Freq Level Limit Line Margin Read Level Ant Factor Cable Loss Preamp Factor Aux Factor APos TPos Remark MHz dBuV/m dBuV/m dB dBuV dB/m dB dB dB cm deg 1 5035.34 47.31 74.00 -26.69 42.75 33.09 8.33 36.86 0.00 100 39 PEAK	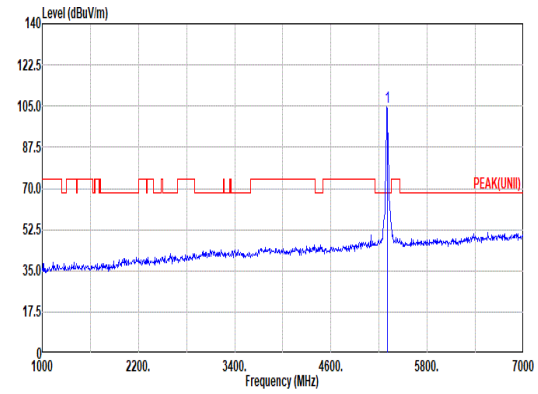 Site : 03CH15-HY Condition: PEAK(UNII) 3m 9120D-02294_240620 HORIZONTAL : RBW:1000.000kHz VBW:3000.000kHz SWT:Auto Freq Level Limit Line Margin Read Level Ant Factor Cable Loss Preamp Factor Aux Factor APos TPos Remark MHz dBuV/m dBuV/m dB dBuV dB/m dB dB dB cm deg 1 5300.00 104.64 ------ ------ 100.04 32.91 8.53 36.84 0.00 100 39 PEAK
Avg	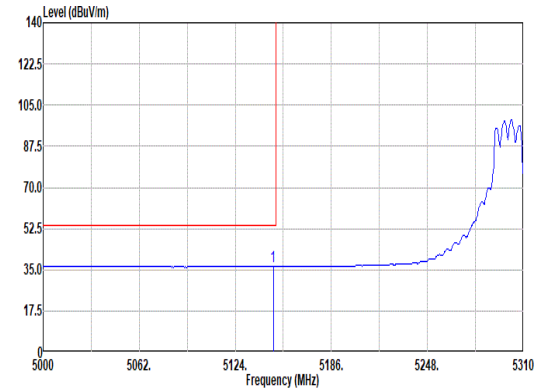 Site : 03CH15-HY Condition: AVG_BE_54 3m 9120D-02294_240620 HORIZONTAL : RBW:1000.000kHz VBW:0.010kHz SWT:Auto Freq Level Limit Line Margin Read Level Ant Factor Cable Loss Preamp Factor Aux Factor APos TPos Remark MHz dBuV/m dBuV/m dB dBuV dB/m dB dB dB cm deg 1 5148.49 36.58 54.00 -17.42 31.83 33.19 8.41 36.85 0.00 100 39 AVERAGE	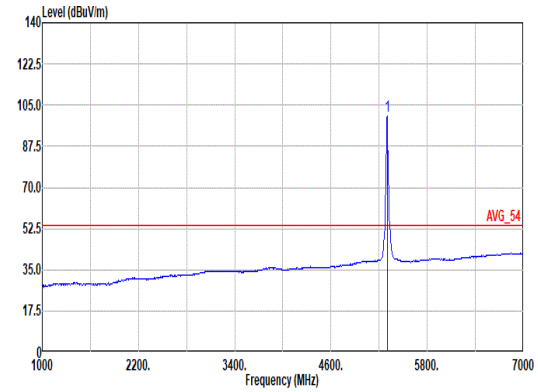 Site : 03CH15-HY Condition: AVG_54 3m 9120D-02294_240620 HORIZONTAL : RBW:1000.000kHz VBW:0.010kHz SWT:Auto Freq Level Limit Line Margin Read Level Ant Factor Cable Loss Preamp Factor Aux Factor APos TPos Remark MHz dBuV/m dBuV/m dB dBuV dB/m dB dB dB cm deg 1 5300.00 100.14 ------ ------ 95.55 32.90 8.53 36.84 0.00 100 39 AVERAGE

Mode	15	
	Band Edge - R	
	U-NII-2A_5.25-5.35_802.11a_CH60_5300MHz	
ANT	4+3	
Pol.	Horizontal	Fundamental
Peak	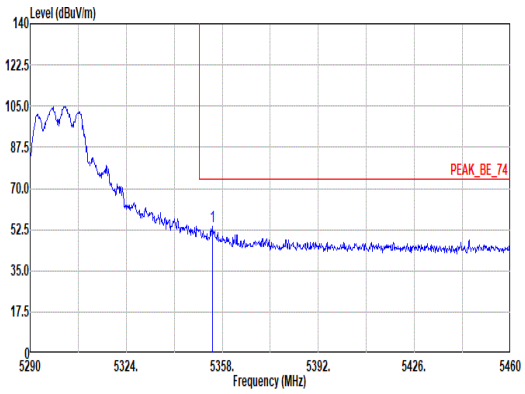 Site : 03CH15-HY Condition: PEAK_BE_74 3m 9120D-02294_240620 HORIZONTAL : RBW:1000.000kHz VBW:3000.000kHz SWT:Auto Limit Read Ant Cable Preamp Aux APos TPos Freq Level Line Margin Level Factor Loss Factor Factor Remark MHz dBuV/m dBuV/m dB dBuV dB/m dB dB dB cm deg 1 5354.60 53.83 74.00 -20.17 49.20 32.89 8.57 36.83 0.00 100 39 PEAK	Blank
Avg	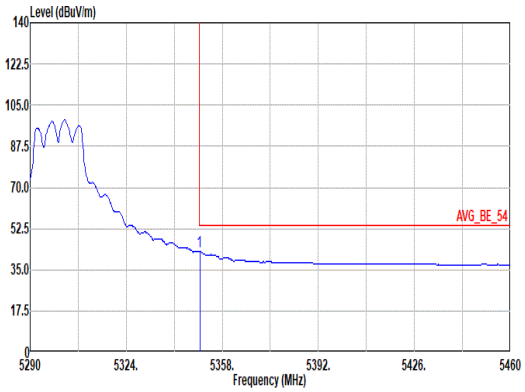 Site : 03CH15-HY Condition: AVG_BE_54 3m 9120D-02294_240620 HORIZONTAL : RBW:1000.000kHz VBW:0.010kHz SWT:Auto Limit Read Ant Cable Preamp Aux APos TPos Freq Level Line Margin Level Factor Loss Factor Factor Remark MHz dBuV/m dBuV/m dB dBuV dB/m dB dB dB cm deg 1 5350.01 42.85 54.00 -11.15 38.21 32.90 8.57 36.83 0.00 100 39 AVERAGE	Blank

Mode	15	
	Band Edge - L	
	U-NII-2A_5.25-5.35_802.11a_CH60_5300MHz	
ANT	4+3	
Pol.	Vertical	Fundamental
Peak	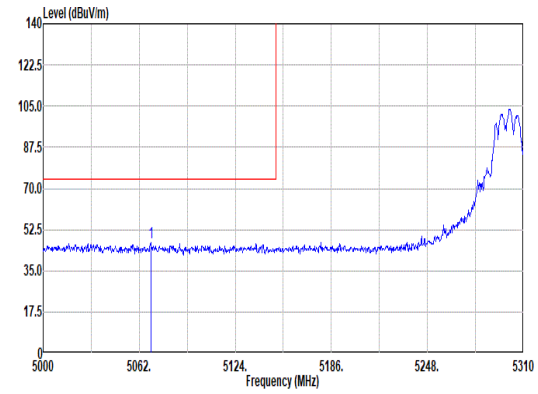 Site : 03CH15-HY Condition: PEAK_BE_74 3m 9120D-02294_240620 VERTICAL : RBW:1000.000kHz VBW:3000.000kHz SWT:Auto Freq Level Limit Line Margin Read Level Ant Factor Cable Loss Preamp Factor Aux Factor APos TPos Remark MHz dBuV/m dBuV/m dB dBuV dB/m dB dB dB cm deg 1 5069.44 46.95 74.00 -27.05 42.44 33.00 8.36 36.85 0.00 100 275 PEAK	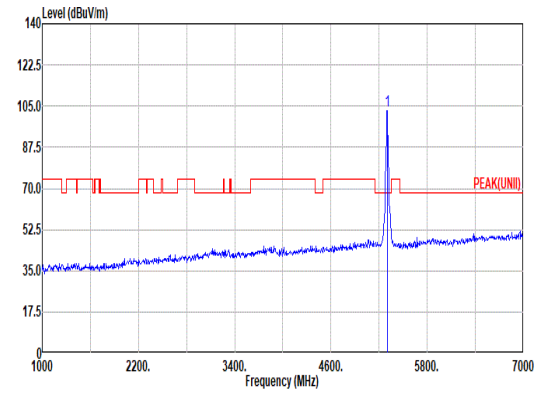 Site : 03CH15-HY Condition: PEAK(UNII) 3m 9120D-02294_240620 VERTICAL : RBW:1000.000kHz VBW:3000.000kHz SWT:Auto Freq Level Limit Line Margin Read Level Ant Factor Cable Loss Preamp Factor Aux Factor APos TPos Remark MHz dBuV/m dBuV/m dB dBuV dB/m dB dB dB cm deg 1 5300.00 103.23 ------ ------ 98.64 32.90 8.53 36.84 0.00 100 275 PEAK
Avg	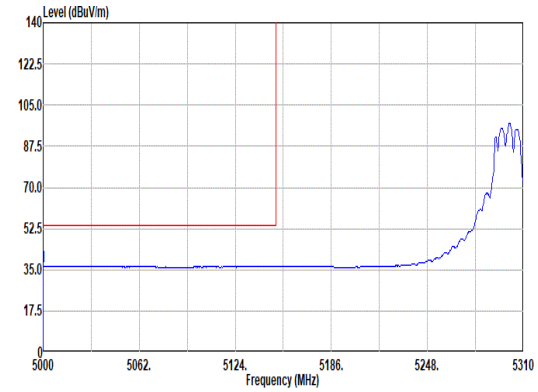 Site : 03CH15-HY Condition: AVG_BE_54 3m 9120D-02294_240620 VERTICAL : RBW:1000.000kHz VBW:0.010kHz SWT:Auto Freq Level Limit Line Margin Read Level Ant Factor Cable Loss Preamp Factor Aux Factor APos TPos Remark MHz dBuV/m dBuV/m dB dBuV dB/m dB dB dB cm deg 1 5000.00 36.43 54.00 -17.57 31.68 33.30 8.31 36.86 0.00 100 275 AVERAGE	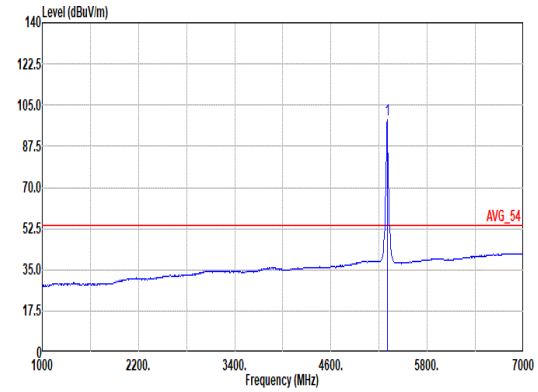 Site : 03CH15-HY Condition: AVG_54 3m 9120D-02294_240620 VERTICAL : RBW:1000.000kHz VBW:0.010kHz SWT:Auto Freq Level Limit Line Margin Read Level Ant Factor Cable Loss Preamp Factor Aux Factor APos TPos Remark MHz dBuV/m dBuV/m dB dBuV dB/m dB dB dB cm deg 1 5300.00 98.68 ------ ------ 94.09 32.90 8.53 36.84 0.00 100 275 AVERAGE

Mode	15	
	Band Edge - R	
	U-NII-2A_5.25-5.35_802.11a_CH60_5300MHz	
ANT	4+3	
Pol.	Vertical	Fundamental
Peak	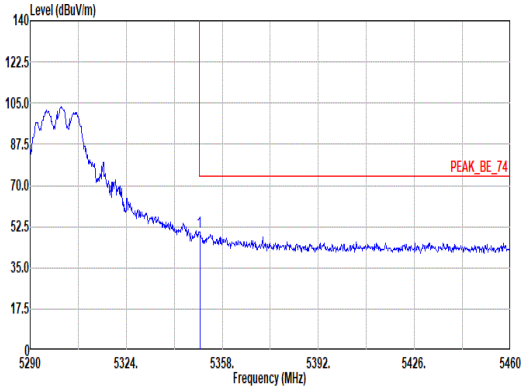 Site : 03CH15-HY Condition: PEAK_BE_74 3m 9120D-02294_240620 VERTICAL : RBW:1000.000kHz VBW:3000.000kHz SWT:Auto Limit Read Ant Cable Preamp Aux APos TPos Freq Level Line Margin Level Factor Loss Factor Factor Remark MHz dBuV/m dBuV/m dB dBuV dB/m dB dB dB cm deg 1 5350.01 50.16 74.00 -23.84 45.52 32.90 8.57 36.83 0.00 100 275 PEAK	Blank
Avg	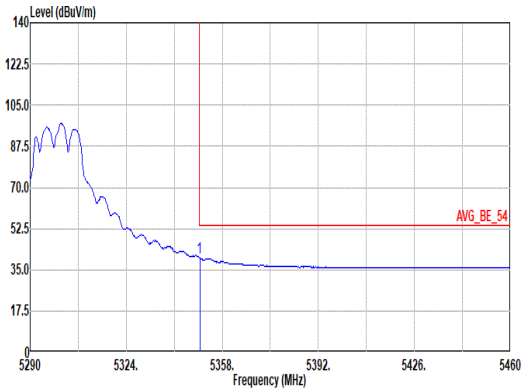 Site : 03CH15-HY Condition: AVG_BE_54 3m 9120D-02294_240620 VERTICAL : RBW:1000.000kHz VBW:0.010kHz SWT:Auto Limit Read Ant Cable Preamp Aux APos TPos Freq Level Line Margin Level Factor Loss Factor Factor Remark MHz dBuV/m dBuV/m dB dBuV dB/m dB dB dB cm deg 1 5350.01 40.16 54.00 -13.84 35.52 32.90 8.57 36.83 0.00 100 275 AVERAGE	Blank

Mode	15	
	Harmonic	
	U-NII-2A_5.25-5.35_802.11a_CH60_5300MHz	
ANT	4+3	
Pol.	Horizontal	Vertical
Peak Avg	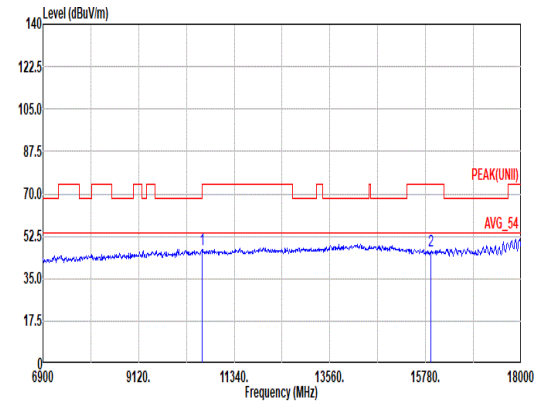 Site : 03CH15-HY Condition: PEAK(UNII) 3m 9120D-02294_240620 HORIZONTAL Freq Level Limit Line Margin Read Level Ant Factor Cable Loss Preamp Factor Aux Factor APos TPos Remark MHz dBuV/m dBuV/m dB dBuV dB/m dB dB dB cm deg 1 10600.00 47.02 74.00 -26.98 53.03 39.00 12.07 57.97 0.89 -- -- PEAK 2 15900.00 46.37 74.00 -27.63 50.38 37.90 15.24 58.11 0.96 -- -- PEAK	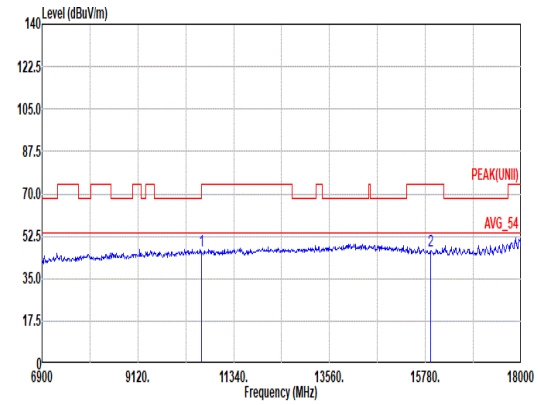 Site : 03CH15-HY Condition: PEAK(UNII) 3m 9120D-02294_240620 VERTICAL Freq Level Limit Line Margin Read Level Ant Factor Cable Loss Preamp Factor Aux Factor APos TPos Remark MHz dBuV/m dBuV/m dB dBuV dB/m dB dB dB cm deg 1 10600.00 46.47 74.00 -27.53 52.48 39.00 12.07 57.97 0.89 -- -- PEAK 2 15900.00 46.65 74.00 -27.35 50.66 37.90 15.24 58.11 0.96 -- -- PEAK

Mode	15	
	Harmonic	
	U-NII-2A_5.25-5.35_802.11a_CH60_5300MHz	
ANT	4+3	
Pol.	Horizontal	Vertical
14.47G ~14.5G Avg	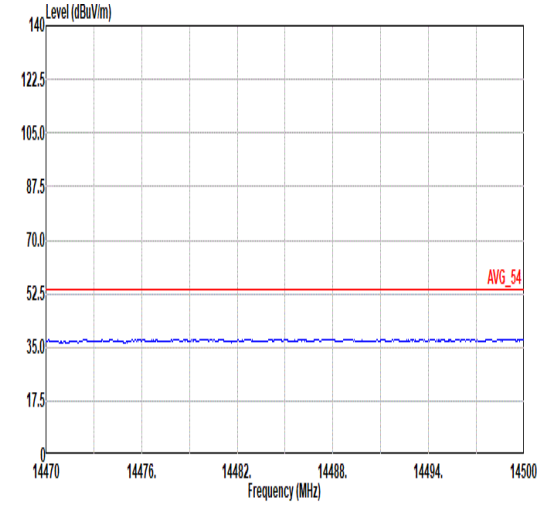 Site : 03CH15-HY Condition: AVG_54 3m 9120D-02294_240620 HORIZONTAL	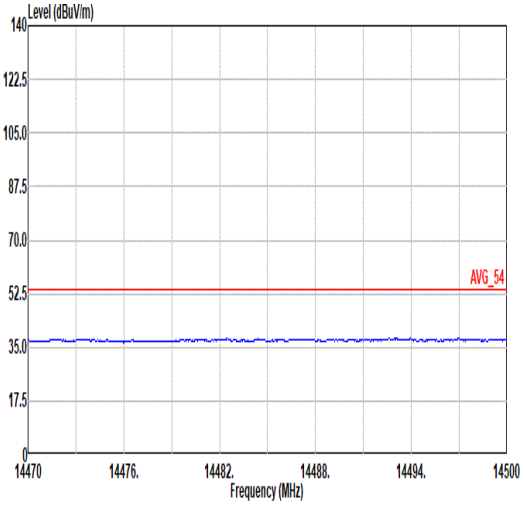 Site : 03CH15-HY Condition: AVG_54 3m 9120D-02294_240620 VERTICAL
17.7G ~18G Avg	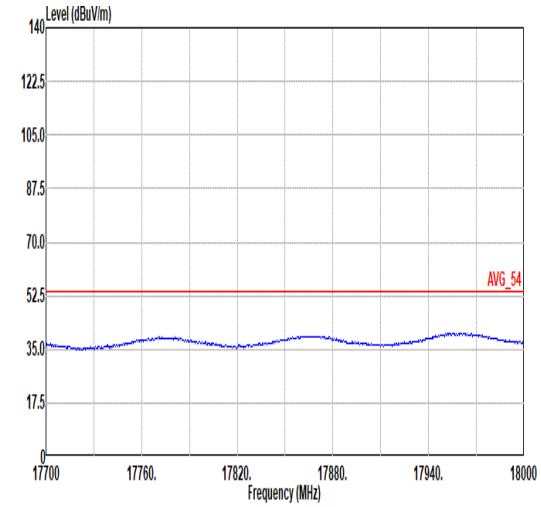 Site : 03CH15-HY Condition: AVG_54 3m 9120D-02294_240620 HORIZONTAL	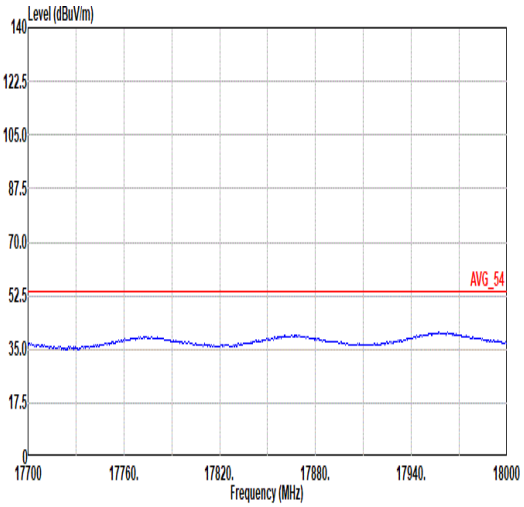 Site : 03CH15-HY Condition: AVG_54 3m 9120D-02294_240620 VERTICAL

Mode	16	
	Band Edge	
	U-NII-2A_5.25-5.35_802.11a_CH64_5320MHz	
ANT	4+3	
Pol.	Horizontal	Fundamental
Peak	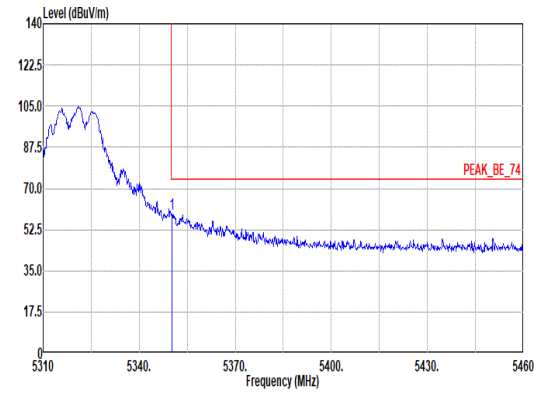 Site : 03CH15-HY Condition: PEAK_BE_74 3m 9120D-02294_240620 HORIZONTAL : RBW:1000.000kHz VBW:3000.000kHz SWT:Auto Freq Level Limit Line Margin Read Level Ant Factor Cable Loss Preamp Factor Aux Factor APos TPos Remark MHz dBuV/m dBuV/m dB dBuV dB/m dB dB dB cm deg 1 5350.20 58.99 74.00 -15.01 54.35 32.90 8.57 36.83 0.00 100 47 PEAK	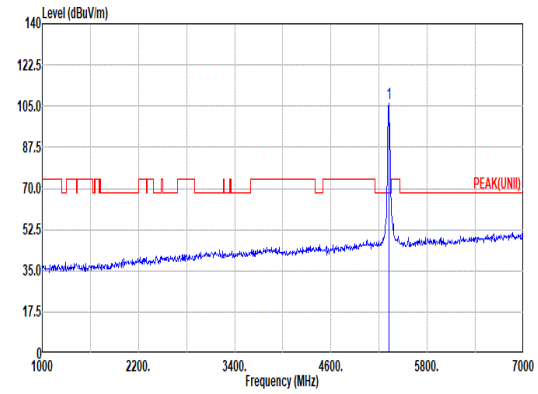 Site : 03CH15-HY Condition: PEAK(UNII) 3m 9120D-02294_240620 HORIZONTAL : RBW:1000.000kHz VBW:3000.000kHz SWT:Auto Freq Level Limit Line Margin Read Level Ant Factor Cable Loss Preamp Factor Aux Factor APos TPos Remark MHz dBuV/m dBuV/m dB dBuV dB/m dB dB dB cm deg 1 5320.00 106.18 ------ ------ 101.56 32.90 8.55 36.83 0.00 100 47 PEAK
Avg	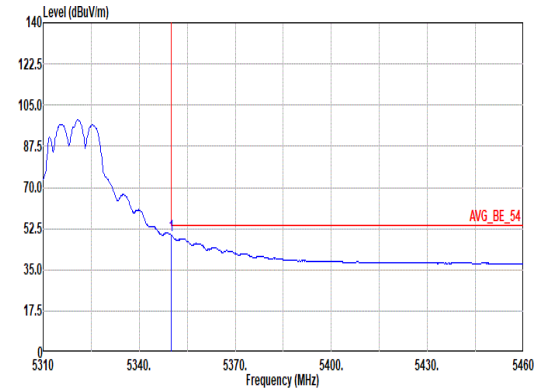 Site : 03CH15-HY Condition: AVG_BE_54 3m 9120D-02294_240620 HORIZONTAL : RBW:1000.000kHz VBW:0.010kHz SWT:Auto Freq Level Limit Line Margin Read Level Ant Factor Cable Loss Preamp Factor Aux Factor APos TPos Remark MHz dBuV/m dBuV/m dB dBuV dB/m dB dB dB cm deg 1 5350.05 49.67 54.00 -4.33 45.03 32.90 8.57 36.83 0.00 100 47 AVERAGE	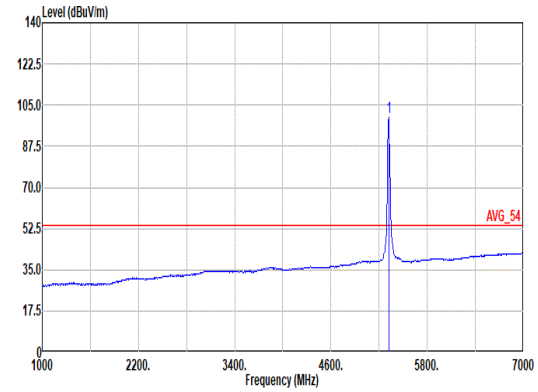 Site : 03CH15-HY Condition: AVG_54 3m 9120D-02294_240620 HORIZONTAL : RBW:1000.000kHz VBW:0.010kHz SWT:Auto Freq Level Limit Line Margin Read Level Ant Factor Cable Loss Preamp Factor Aux Factor APos TPos Remark MHz dBuV/m dBuV/m dB dBuV dB/m dB dB dB cm deg 1 5320.00 100.06 ------ ------ 95.44 32.90 8.55 36.83 0.00 100 47 AVERAGE

Mode	16	
	Band Edge	
	U-NII-2A_5.25-5.35_802.11a_CH64_5320MHz	
ANT	4+3	
Pol.	Vertical	Fundamental
Peak	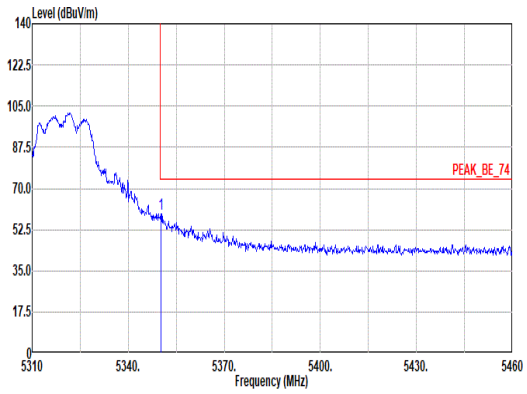 Site : 03CH15-HY Condition: PEAK_BE_74 3m 9120D-02294_240620 VERTICAL : RBW:1000.000kHz VBW:3000.000kHz SWT:Auto Freq Level Limit Line Margin Read Level Ant Factor Cable Loss Preamp Factor Aux Factor APos TPos Remark MHz dBuV/m dBuV/m dB dBuV dB/m dB dB dB cm deg 1 5350.20 59.25 74.00 -14.75 54.61 32.90 8.57 36.83 0.00 100 105 PEAK	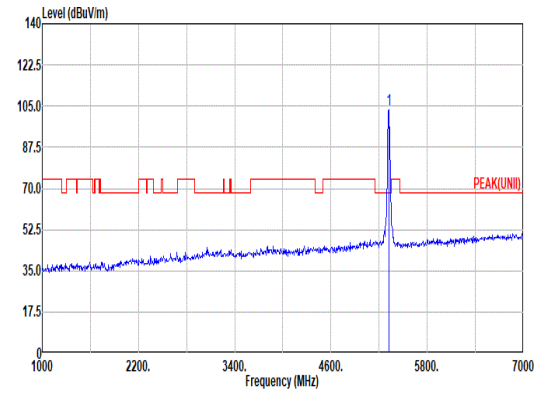 Site : 03CH15-HY Condition: PEAK(UNII) 3m 9120D-02294_240620 VERTICAL : RBW:1000.000kHz VBW:3000.000kHz SWT:Auto Freq Level Limit Line Margin Read Level Ant Factor Cable Loss Preamp Factor Aux Factor APos TPos Remark MHz dBuV/m dBuV/m dB dBuV dB/m dB dB dB cm deg 1 5320.00 103.53 ------ ------ 98.91 32.90 8.55 36.83 0.00 100 105 PEAK
Avg	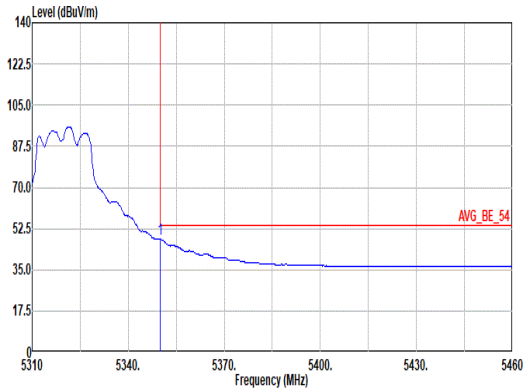 Site : 03CH15-HY Condition: AVG_BE_54 3m 9120D-02294_240620 VERTICAL : RBW:1000.000kHz VBW:0.010kHz SWT:Auto Freq Level Limit Line Margin Read Level Ant Factor Cable Loss Preamp Factor Aux Factor APos TPos Remark MHz dBuV/m dBuV/m dB dBuV dB/m dB dB dB cm deg 1 5350.05 47.95 54.00 -6.05 43.31 32.90 8.57 36.83 0.00 100 105 AVERAGE	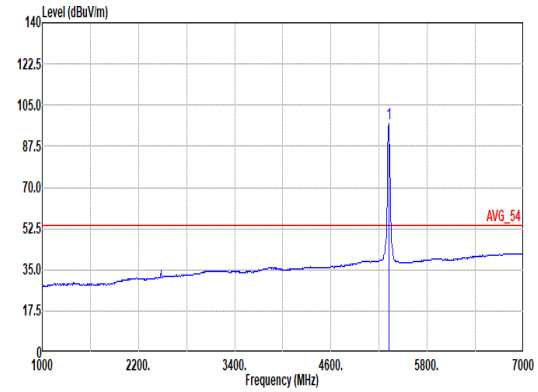 Site : 03CH15-HY Condition: AVG_54 3m 9120D-02294_240620 VERTICAL : RBW:1000.000kHz VBW:0.010kHz SWT:Auto Freq Level Limit Line Margin Read Level Ant Factor Cable Loss Preamp Factor Aux Factor APos TPos Remark MHz dBuV/m dBuV/m dB dBuV dB/m dB dB dB cm deg 1 5320.00 97.35 ------ ------ 92.73 32.90 8.55 36.83 0.00 100 105 AVERAGE

Mode	16	
	Harmonic	
	U-NII-2A_5.25-5.35_802.11a_CH64_5320MHz	
ANT	4+3	
Pol.	Horizontal	Vertical
Peak Avg	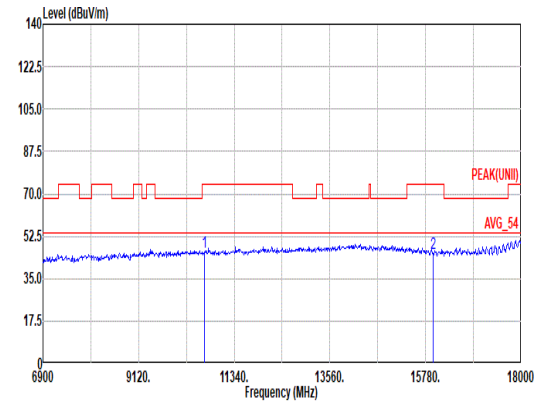 Site : 03CH15-HY Condition: PEAK(UNII) 3m 9120D-02294_240620 HORIZONTAL Freq Level Limit Line Margin Read Level Ant Factor Cable Loss Preamp Factor Aux Factor APos TPos Remark MHz dBuV/m dBuV/m dB dBuV dB/m dB dB dB cm deg 1 10640.00 45.82 74.00 -28.18 51.80 39.00 12.09 57.96 0.89 -- -- PEAK 2 15960.00 45.59 74.00 -28.41 49.78 37.72 15.28 58.16 0.97 -- -- PEAK	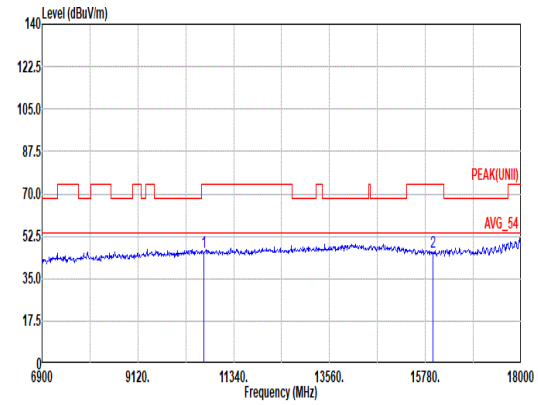 Site : 03CH15-HY Condition: PEAK(UNII) 3m 9120D-02294_240620 VERTICAL Freq Level Limit Line Margin Read Level Ant Factor Cable Loss Preamp Factor Aux Factor APos TPos Remark MHz dBuV/m dBuV/m dB dBuV dB/m dB dB dB cm deg 1 10640.00 45.78 74.00 -28.22 51.76 39.00 12.09 57.96 0.89 -- -- PEAK 2 15960.00 45.90 74.00 -28.10 50.09 37.72 15.28 58.16 0.97 -- -- PEAK

Mode	16	
	Harmonic	
	U-NII-2A_5.25-5.35_802.11a_CH64_5320MHz	
ANT	4+3	
Pol.	Horizontal	Vertical
14.47G ~14.5G Avg	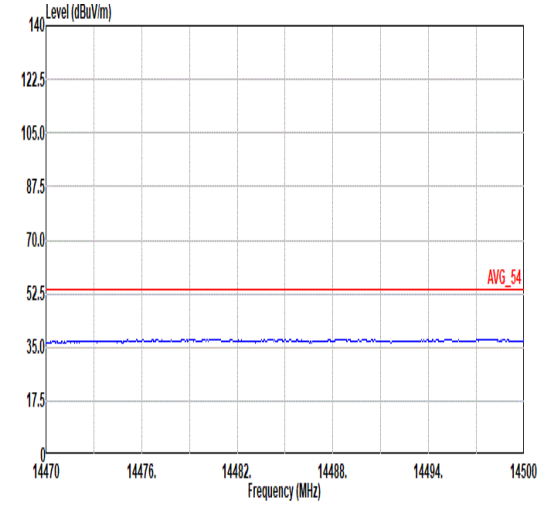 Site : 03CH15-HY Condition: AVG_54 3m 9120D-02294_240620 HORIZONTAL	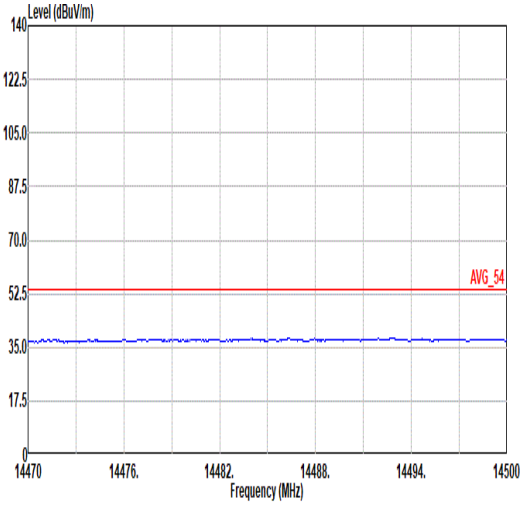 Site : 03CH15-HY Condition: AVG_54 3m 9120D-02294_240620 VERTICAL
17.7G ~18G Avg	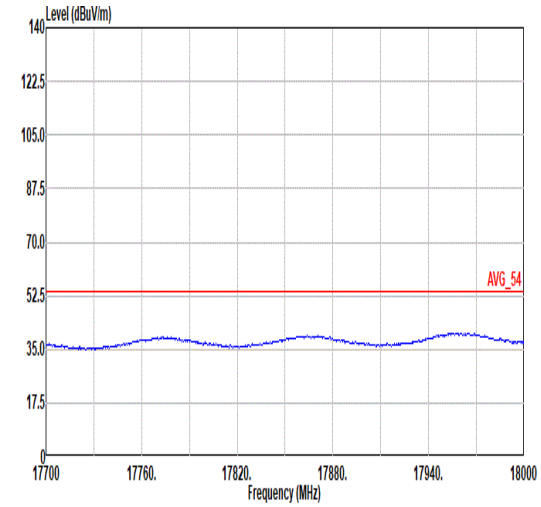 Site : 03CH15-HY Condition: AVG_54 3m 9120D-02294_240620 HORIZONTAL	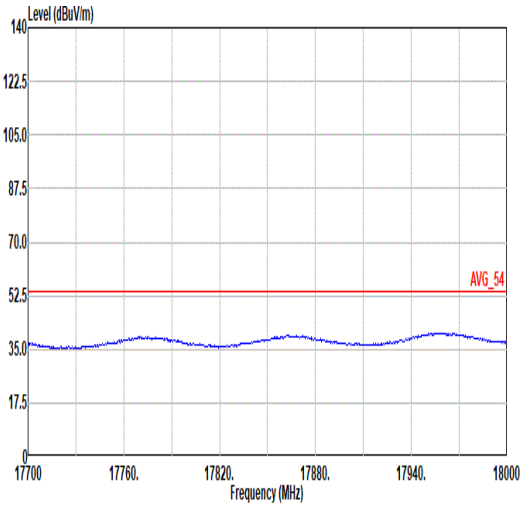 Site : 03CH15-HY Condition: AVG_54 3m 9120D-02294_240620 VERTICAL

Mode	17	
	Band Edge - L	
	U-NII-2A_5.25-5.35_802.11be EHT20_CH52_5260MHz	
ANT	4+3	
Pol.	Horizontal	Fundamental
Peak	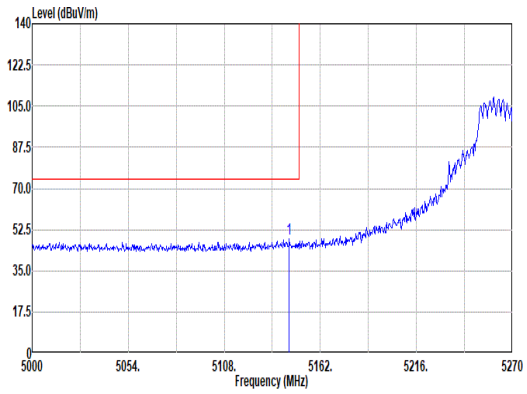 Site : 03CH15-HY Condition: PEAK_BE_74 3m 9120D-02294_240620 HORIZONTAL : RBW:1000.000kHz VBW:3000.000kHz SWT:Auto Freq Level Limit Line Margin Read Level Ant Factor Cable Loss Preamp Factor Aux Factor APos TPos Remark MHz dBuV/m dBuV/m dB dBuV dB/m dB dB dB cm deg 1 5144.45 48.63 74.00 -25.37 43.89 33.18 8.41 36.85 0.00 186 292 PEAK	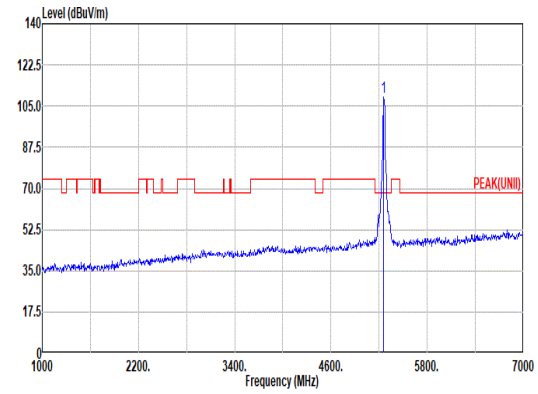 Site : 03CH15-HY Condition: PEAK(UNII) 3m 9120D-02294_240620 HORIZONTAL : RBW:1000.000kHz VBW:3000.000kHz SWT:Auto Freq Level Limit Line Margin Read Level Ant Factor Cable Loss Preamp Factor Aux Factor APos TPos Remark MHz dBuV/m dBuV/m dB dBuV dB/m dB dB dB cm deg 1 5260.00 108.95 ------ ------ 104.31 32.98 8.50 36.84 0.00 186 292 PEAK
Avg	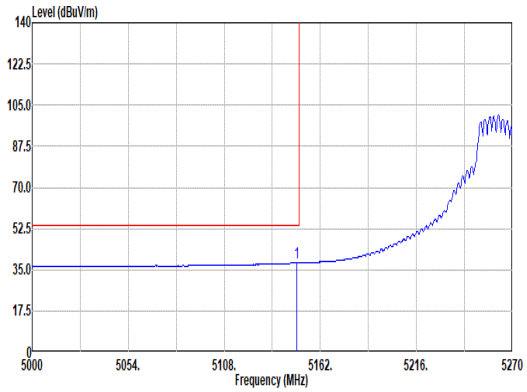 Site : 03CH15-HY Condition: AVG_BE_54 3m 9120D-02294_240620 HORIZONTAL : RBW:1000.000kHz VBW:0.010kHz SWT:Auto Freq Level Limit Line Margin Read Level Ant Factor Cable Loss Preamp Factor Aux Factor APos TPos Remark MHz dBuV/m dBuV/m dB dBuV dB/m dB dB dB cm deg 1 5148.77 37.89 54.00 -16.11 33.13 33.20 8.41 36.85 0.00 186 292 AVERAGE	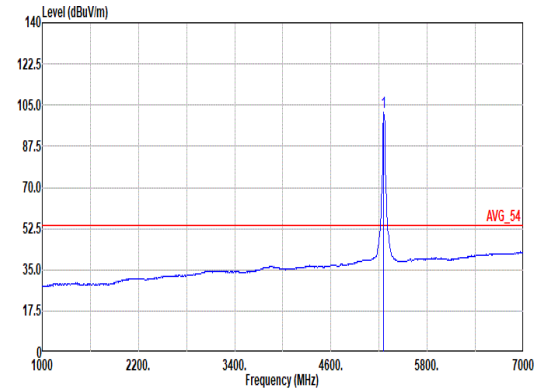 Site : 03CH15-HY Condition: AVG_54 3m 9120D-02294_240620 HORIZONTAL : RBW:1000.000kHz VBW:0.010kHz SWT:Auto Freq Level Limit Line Margin Read Level Ant Factor Cable Loss Preamp Factor Aux Factor APos TPos Remark MHz dBuV/m dBuV/m dB dBuV dB/m dB dB dB cm deg 1 5260.00 101.83 ------ ------ 97.19 32.98 8.50 36.84 0.00 186 292 AVERAGE

Mode	17	
	Band Edge - R	
	U-NII-2A_5.25-5.35_802.11be EHT20_CH52_5260MHz	
ANT	4+3	
Pol.	Horizontal	Fundamental
Peak	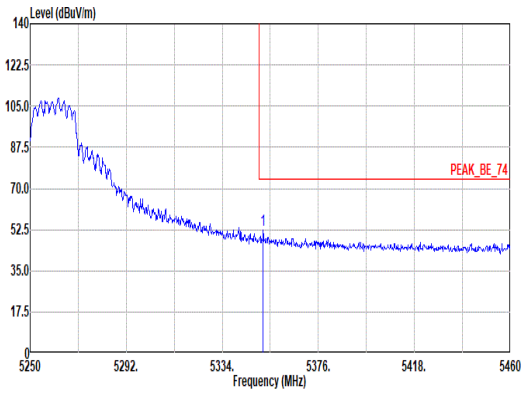 Site : 03CH15-HY Condition: PEAK_BE_74 3m 9120D-02294_240620 HORIZONTAL : RBW:1000.000kHz VBW:3000.000kHz SWT:Auto Limit Read Ant Cable Preamp Aux APos TPos Freq Level Line Margin Level Factor Loss Factor Factor Remark MHz dBuV/m dBuV/m dB dBuV dB/m dB dB dB cm deg 1 5351.85 52.25 74.00 -21.75 47.61 32.90 8.57 36.83 0.00 186 292 PEAK	Blank
Avg	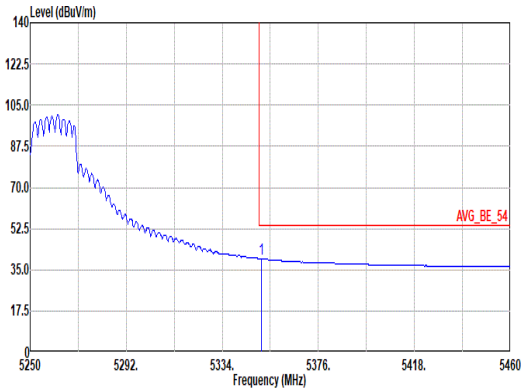 Site : 03CH15-HY Condition: AVG_BE_54 3m 9120D-02294_240620 HORIZONTAL : RBW:1000.000kHz VBW:0.010kHz SWT:Auto Limit Read Ant Cable Preamp Aux APos TPos Freq Level Line Margin Level Factor Loss Factor Factor Remark MHz dBuV/m dBuV/m dB dBuV dB/m dB dB dB cm deg 1 5351.22 39.86 54.00 -14.14 35.22 32.90 8.57 36.83 0.00 186 292 AVERAGE	Blank

Mode	17	
	Band Edge - L	
	U-NII-2A_5.25-5.35_802.11be EHT20_CH52_5260MHz	
ANT	4+3	
Pol.	Vertical	Fundamental
Peak	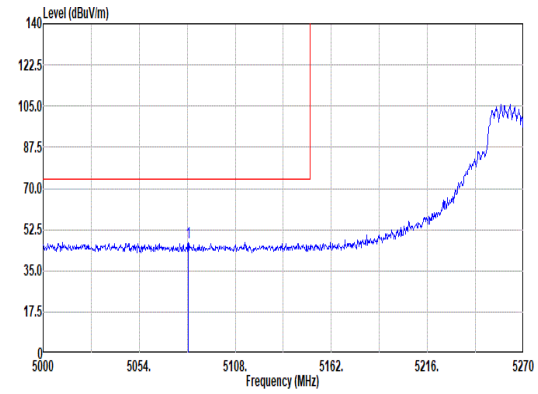 Site : 03CH15-HY Condition: PEAK_BE_74 3m 9120D-02294_240620 VERTICAL : RBW:1000.000kHz VBW:3000.000kHz SWT:Auto Freq Level Limit Line Margin Read Level Ant Factor Cable Loss Preamp Factor Aux Factor APos TPos Remark MHz dBuV/m dBuV/m dB dBuV dB/m dB dB dB cm deg 1 5081.54 46.90 74.00 -27.10 42.38 33.00 8.37 36.85 0.00 200 53 PEAK	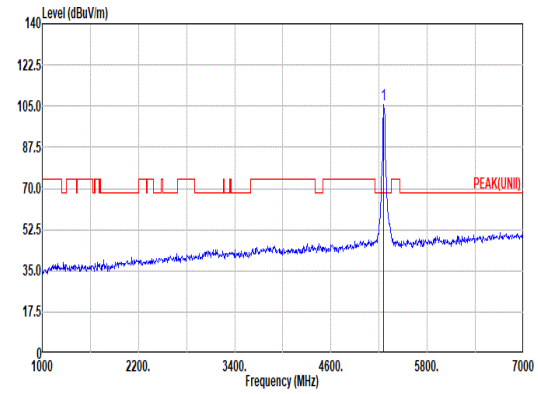 Site : 03CH15-HY Condition: PEAK(UNII) 3m 9120D-02294_240620 VERTICAL : RBW:1000.000kHz VBW:3000.000kHz SWT:Auto Freq Level Limit Line Margin Read Level Ant Factor Cable Loss Preamp Factor Aux Factor APos TPos Remark MHz dBuV/m dBuV/m dB dBuV dB/m dB dB dB cm deg 1 5260.00 105.80 ------ ------ 101.16 32.98 8.50 36.84 0.00 200 53 PEAK
Avg	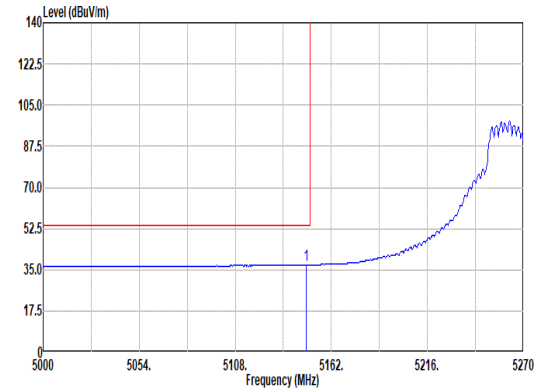 Site : 03CH15-HY Condition: AVG_BE_54 3m 9120D-02294_240620 VERTICAL : RBW:1000.000kHz VBW:0.010kHz SWT:Auto Freq Level Limit Line Margin Read Level Ant Factor Cable Loss Preamp Factor Aux Factor APos TPos Remark MHz dBuV/m dBuV/m dB dBuV dB/m dB dB dB cm deg 1 5147.69 37.16 54.00 -16.84 32.41 33.19 8.41 36.85 0.00 200 53 AVERAGE	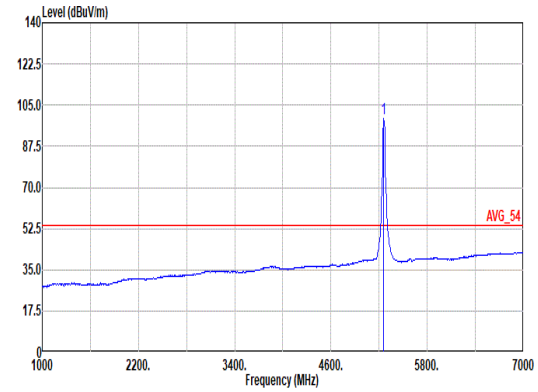 Site : 03CH15-HY Condition: AVG_54 3m 9120D-02294_240620 VERTICAL : RBW:1000.000kHz VBW:0.010kHz SWT:Auto Freq Level Limit Line Margin Read Level Ant Factor Cable Loss Preamp Factor Aux Factor APos TPos Remark MHz dBuV/m dBuV/m dB dBuV dB/m dB dB dB cm deg 1 5260.00 99.45 ------ ------ 94.81 32.98 8.50 36.84 0.00 200 53 AVERAGE

Mode	17	
	Band Edge - R	
	U-NII-2A_5.25-5.35_802.11be EHT20_CH52_5260MHz	
ANT	4+3	
Pol.	Vertical	Fundamental
Peak	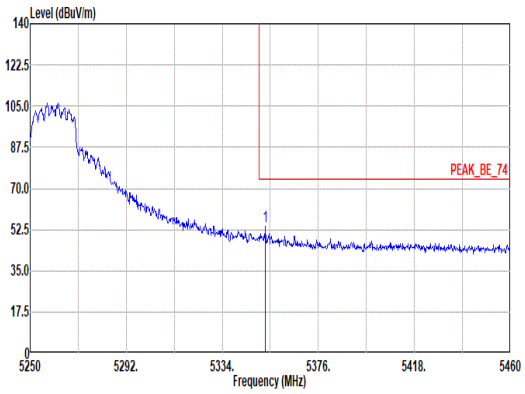 Site : 03CH15-HY Condition: PEAK_BE_74 3m 9120D-02294_240620 VERTICAL : RBW:1000.000kHz VBW:3000.000kHz SWT:Auto Limit Read Ant Cable Preamp Aux APos TPos Freq Level Line Margin Level Factor Loss Factor Factor Remark MHz dBuV/m dBuV/m dB dBuV dB/m dB dB dB cm deg 1 5352.90 54.02 74.00 -19.98 49.39 32.89 8.57 36.83 0.00 200 53 PEAK	Blank
Avg	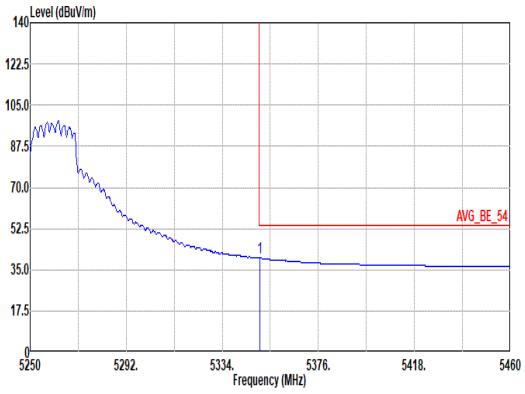 Site : 03CH15-HY Condition: AVG_BE_54 3m 9120D-02294_240620 VERTICAL : RBW:1000.000kHz VBW:0.010kHz SWT:Auto Limit Read Ant Cable Preamp Aux APos TPos Freq Level Line Margin Level Factor Loss Factor Factor Remark MHz dBuV/m dBuV/m dB dBuV dB/m dB dB dB cm deg 1 5350.38 39.96 54.00 -14.04 35.32 32.90 8.57 36.83 0.00 200 53 AVERAGE	Blank

Mode	17	
	Harmonic	
	U-NII-2A_5.25-5.35_802.11be EHT20_CH52_5260MHz	
ANT	4+3	
Pol.	Horizontal	Vertical
Peak Avg	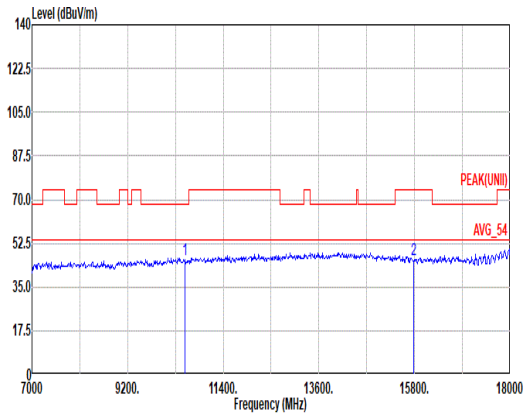 Site : 03CH15-HY Condition: PEAK(UNII) 3m 9120D-02294_240620 HORIZONTAL Mode : 17 Freq Level Limit Line Margin Read Level Ant Factor Cable Loss Preamp Factor Aux Factor APos TPos Remark MHz dBuV/m dBuV/m dB dBuV dB/m dB dB dB cm deg 1 10520.00 45.98 68.20 -22.22 52.37 38.68 12.03 57.99 0.89 -- -- Peak 2 15780.00 45.91 74.00 -28.09 49.97 37.84 15.17 58.01 0.94 -- -- Peak	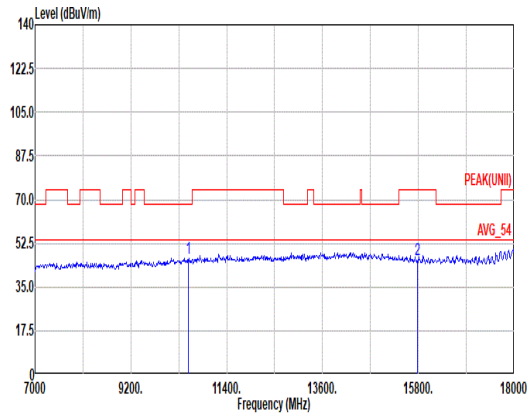 Site : 03CH15-HY Condition: PEAK(UNII) 3m 9120D-02294_240620 VERTICAL Mode : 17 Freq Level Limit Line Margin Read Level Ant Factor Cable Loss Preamp Factor Aux Factor APos TPos Remark MHz dBuV/m dBuV/m dB dBuV dB/m dB dB dB cm deg 1 10520.00 46.30 68.20 -21.90 52.58 38.77 12.04 57.98 0.89 -- -- Peak 2 15780.00 45.73 74.00 -28.27 49.83 37.80 15.18 58.02 0.94 -- -- Peak

Mode	17	
	Harmonic	
	U-NII-2A_5.25-5.35_802.11be EHT20_CH52_5260MHz	
ANT	4+3	
Pol.	Horizontal	Vertical
14.47G ~14.5G Avg	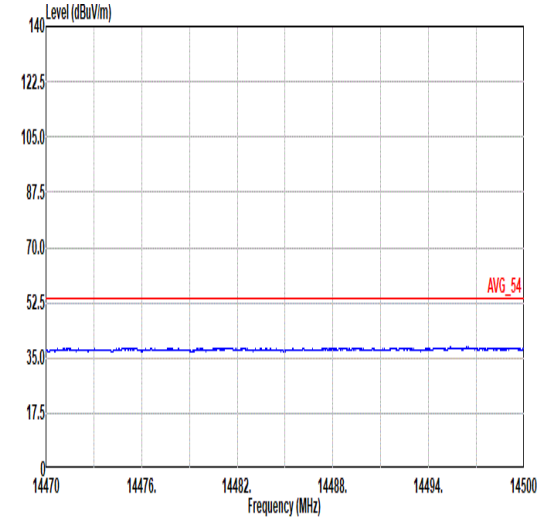 Site : 03CH15-HY Condition: AVG_54 3m 9120D-02294_240620 HORIZONTAL Mode : 17	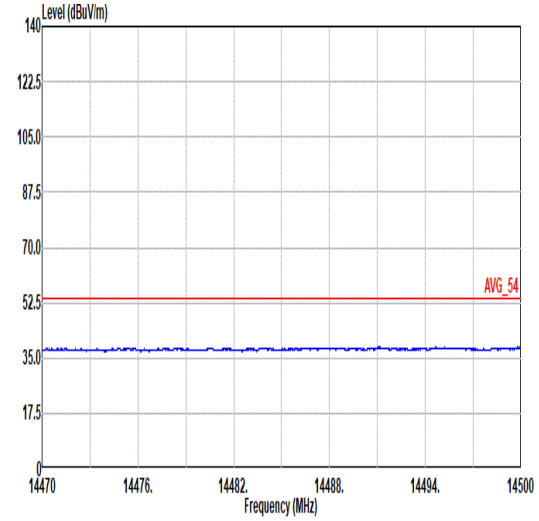 Site : 03CH15-HY Condition: AVG_54 3m 9120D-02294_240620 VERTICAL Mode : 17
17G ~18G Avg	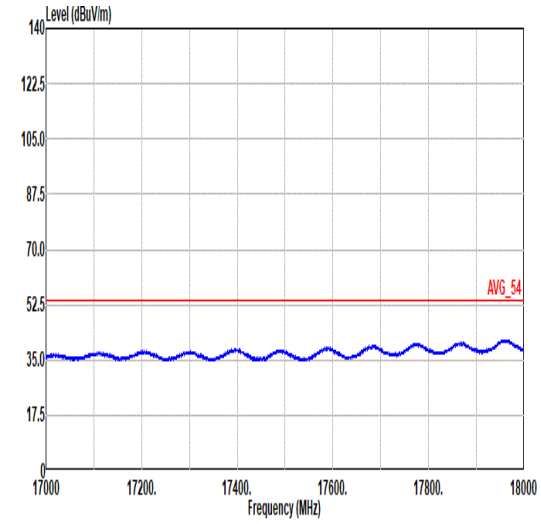 Site : 03CH15-HY Condition: AVG_54 3m 9120D-02294_240620 HORIZONTAL Mode : 17	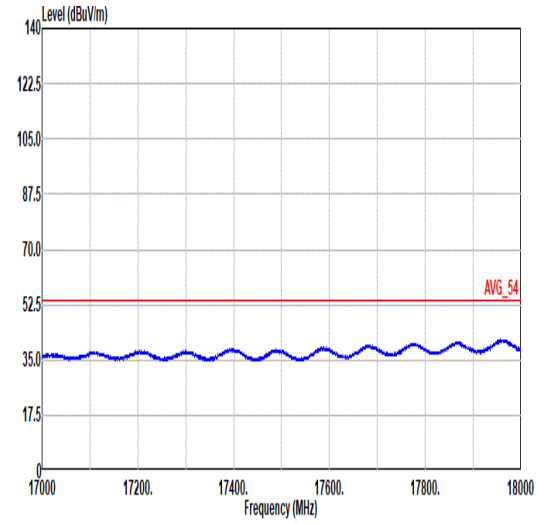 Site : 03CH15-HY Condition: AVG_54 3m 9120D-02294_240620 VERTICAL Mode : 17

Mode	18	
	Band Edge - L	
	U-NII-2A_5.25-5.35_802.11be EHT20_CH60_5300MHz	
ANT	4+3	
Pol.	Horizontal	Fundamental
Peak	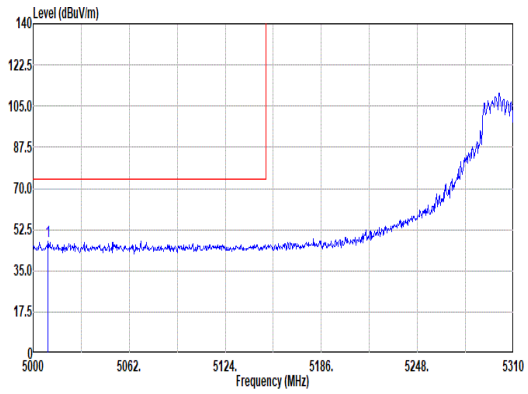 Site : 03CH15-HY Condition: PEAK_BE_74 3m 9120D-02294_240620 HORIZONTAL : RBW:1000.000kHz VBW:3000.000kHz SWT:Auto Freq Level Limit Line Margin Read Level Ant Factor Cable Loss Preamp Factor Aux Factor APos TPos Remark MHz dBuV/m dBuV/m dB dBuV dB/m dB dB dB cm deg 1 5809.61 47.49 74.00 -26.51 42.79 33.24 8.32 36.86 0.00 192 302 PEAK	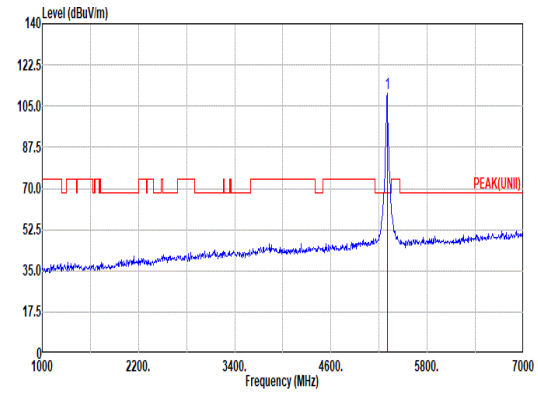 Site : 03CH15-HY Condition: PEAK(UNII) 3m 9120D-02294_240620 HORIZONTAL : RBW:1000.000kHz VBW:3000.000kHz SWT:Auto Freq Level Limit Line Margin Read Level Ant Factor Cable Loss Preamp Factor Aux Factor APos TPos Remark MHz dBuV/m dBuV/m dB dBuV dB/m dB dB dB cm deg 1 5300.00 110.36 ------ ------ 105.77 32.90 8.53 36.84 0.00 192 302 PEAK
Avg	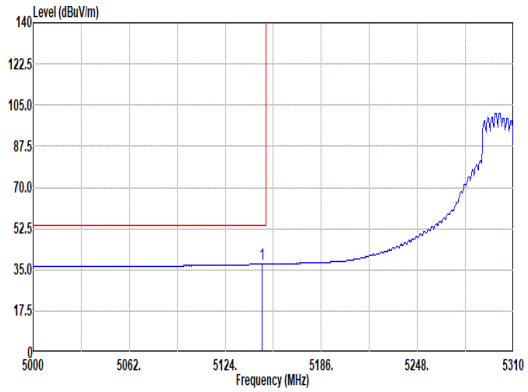 Site : 03CH15-HY Condition: AVG_BE_54 3m 9120D-02294_240620 HORIZONTAL : RBW:1000.000kHz VBW:0.010kHz SWT:Auto Freq Level Limit Line Margin Read Level Ant Factor Cable Loss Preamp Factor Aux Factor APos TPos Remark MHz dBuV/m dBuV/m dB dBuV dB/m dB dB dB cm deg 1 5147.56 37.46 54.00 -16.54 32.71 33.19 8.41 36.85 0.00 192 302 AVERAGE	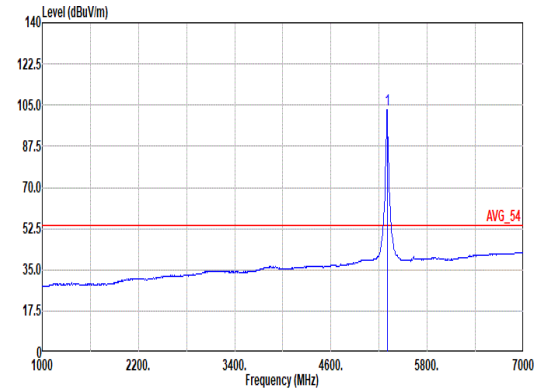 Site : 03CH15-HY Condition: AVG_54 3m 9120D-02294_240620 HORIZONTAL : RBW:1000.000kHz VBW:0.010kHz SWT:Auto Freq Level Limit Line Margin Read Level Ant Factor Cable Loss Preamp Factor Aux Factor APos TPos Remark MHz dBuV/m dBuV/m dB dBuV dB/m dB dB dB cm deg 1 5300.00 102.83 ------ ------ 98.23 32.91 8.53 36.84 0.00 192 302 AVERAGE

Mode	18	
	Band Edge - R	
	U-NII-2A_5.25-5.35_802.11be EHT20_CH60_5300MHz	
ANT	4+3	
Pol.	Horizontal	Fundamental
Peak	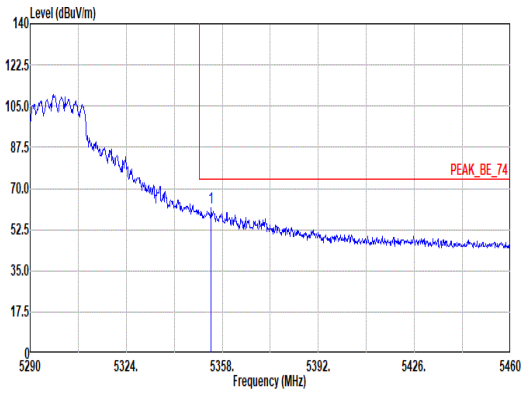 Site : 03CH15-HY Condition: PEAK_BE_74 3m 9120D-02294_240620 HORIZONTAL : RBW:1000.000kHz VBW:3000.000kHz SWT:Auto Limit Read Ant Cable Preamp Aux APos TPos Freq Level Line Margin Level Factor Loss Factor Factor Remark MHz dBuV/m dBuV/m dB dBuV dB/m dB dB dB cm deg 1 5354.09 61.60 74.00 -12.40 56.97 32.89 8.57 36.83 0.00 192 302 PEAK	Blank
Avg	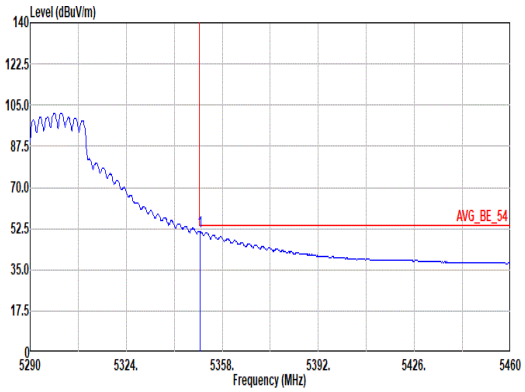 Site : 03CH15-HY Condition: AVG_BE_54 3m 9120D-02294_240620 HORIZONTAL : RBW:1000.000kHz VBW:0.010kHz SWT:Auto Limit Read Ant Cable Preamp Aux APos TPos Freq Level Line Margin Level Factor Loss Factor Factor Remark MHz dBuV/m dBuV/m dB dBuV dB/m dB dB dB cm deg 1 5350.18 51.39 54.00 -2.61 46.75 32.90 8.57 36.83 0.00 192 302 AVERAGE	Blank

Mode	18	
	Band Edge - L	
	U-NII-2A_5.25-5.35_802.11be EHT20_CH60_5300MHz	
ANT	4+3	
Pol.	Vertical	Fundamental
Peak	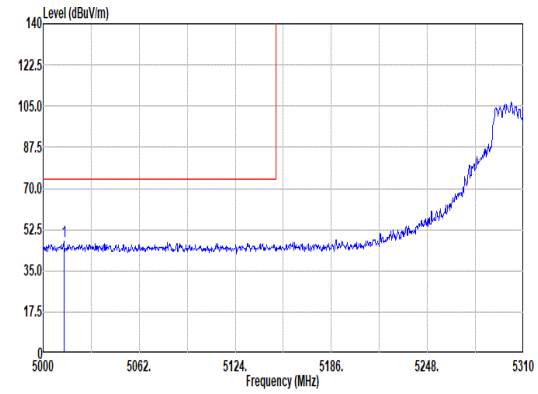 Site : 03CH15-HY Condition: PEAK_BE_74 3m 9120D-02294_240620 VERTICAL : RBW:1000.000kHz VBW:3000.000kHz SWT:Auto Freq Level Limit Line Margin Read Level Ant Factor Cable Loss Preamp Factor Aux Factor APos TPos Remark MHz dBuV/m dBuV/m dB dBuV dB/m dB dB dB cm deg 1 5013.33 47.55 74.00 -26.45 42.87 33.22 8.32 36.86 0.00 200 68 PEAK	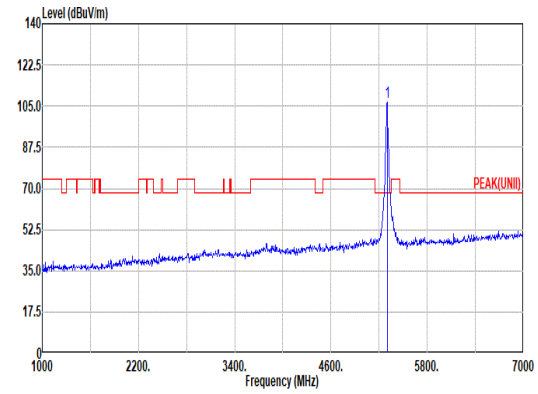 Site : 03CH15-HY Condition: PEAK(UNII) 3m 9120D-02294_240620 VERTICAL : RBW:1000.000kHz VBW:3000.000kHz SWT:Auto Freq Level Limit Line Margin Read Level Ant Factor Cable Loss Preamp Factor Aux Factor APos TPos Remark MHz dBuV/m dBuV/m dB dBuV dB/m dB dB dB cm deg 1 5300.00 106.57 ------ ------ 101.98 32.90 8.53 36.84 0.00 200 68 PEAK
Avg	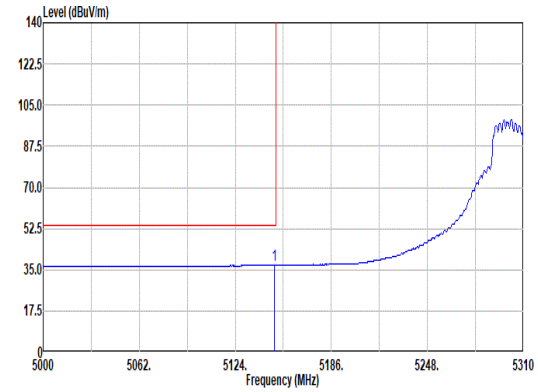 Site : 03CH15-HY Condition: AVG_BE_54 3m 9120D-02294_240620 VERTICAL : RBW:1000.000kHz VBW:0.010kHz SWT:Auto Freq Level Limit Line Margin Read Level Ant Factor Cable Loss Preamp Factor Aux Factor APos TPos Remark MHz dBuV/m dBuV/m dB dBuV dB/m dB dB dB cm deg 1 5149.11 37.00 54.00 -17.00 32.24 33.20 8.41 36.85 0.00 200 68 AVERAGE	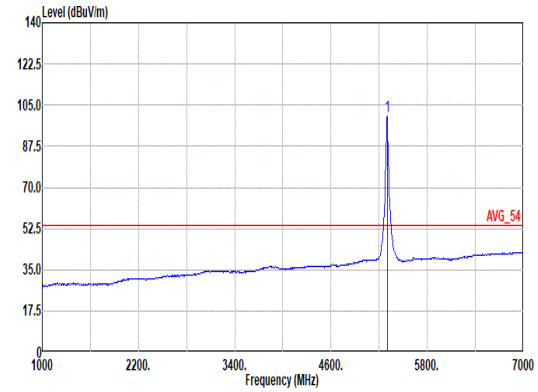 Site : 03CH15-HY Condition: AVG_54 3m 9120D-02294_240620 VERTICAL : RBW:1000.000kHz VBW:0.010kHz SWT:Auto Freq Level Limit Line Margin Read Level Ant Factor Cable Loss Preamp Factor Aux Factor APos TPos Remark MHz dBuV/m dBuV/m dB dBuV dB/m dB dB dB cm deg 1 5300.00 100.16 ------ ------ 95.57 32.90 8.53 36.84 0.00 200 68 AVERAGE

Mode	18	
	Band Edge - R	
	U-NII-2A_5.25-5.35_802.11be EHT20_CH60_5300MHz	
ANT	4+3	
Pol.	Vertical	Fundamental
Peak	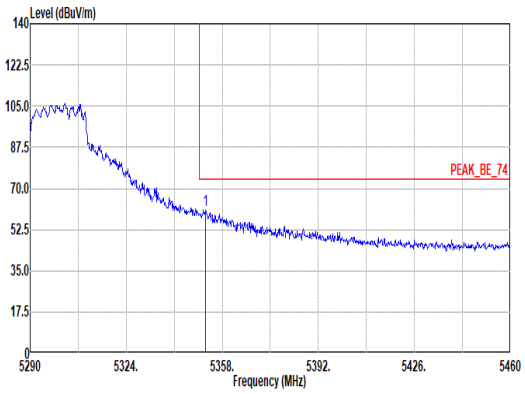 Site : 03CH15-HY Condition: PEAK_BE_74 3m 9120D-02294_240620 VERTICAL : RBW:1000.000kHz VBW:3000.000kHz SWT:Auto Limit Read Ant Cable Preamp Aux APos TPos Freq Level Line Margin Level Factor Loss Factor Factor Remark MHz dBuV/m dBuV/m dB dBuV dB/m dB dB dB cm deg 1 5352.05 60.88 74.00 -13.12 56.24 32.90 8.57 36.83 0.00 200 68 PEAK	Blank
Avg	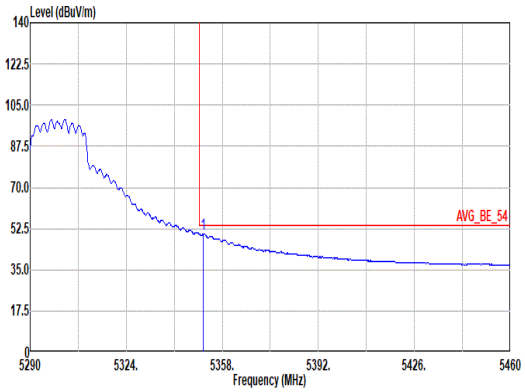 Site : 03CH15-HY Condition: AVG_BE_54 3m 9120D-02294_240620 VERTICAL : RBW:1000.000kHz VBW:0.010kHz SWT:Auto Limit Read Ant Cable Preamp Aux APos TPos Freq Level Line Margin Level Factor Loss Factor Factor Remark MHz dBuV/m dBuV/m dB dBuV dB/m dB dB dB cm deg 1 5351.37 50.13 54.00 -3.87 45.49 32.90 8.57 36.83 0.00 200 68 AVERAGE	Blank

Mode	18	
	Harmonic	
	U-NII-2A_5.25-5.35_802.11be EHT20_CH60_5300MHz	
ANT	4+3	
Pol.	Horizontal	Vertical
Peak Avg	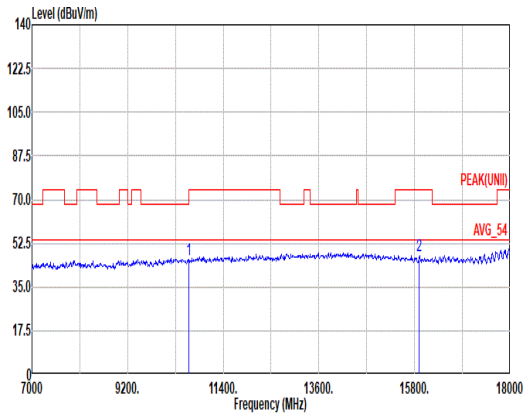 Site : 03CH15-HY Condition: PEAK(UNII) 3m 9120D-02294_240620 HORIZONTAL Mode : 18 Freq Level Limit Line Margin Read Level Ant Factor Cable Loss Preamp Factor Aux Factor APos TPos Remark MHz dBuV/m dBuV/m dB dBuV dB/m dB dB dB cm deg 1 10600.00 46.17 74.00 -27.83 52.18 39.00 12.07 57.97 0.89 -- -- Peak 2 15900.00 47.30 74.00 -26.70 51.37 37.84 15.25 58.13 0.97 -- -- Peak	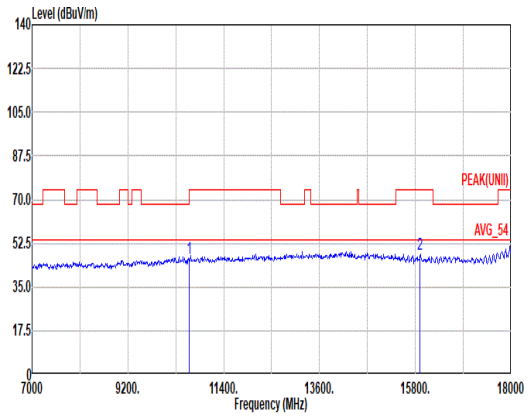 Site : 03CH15-HY Condition: PEAK(UNII) 3m 9120D-02294_240620 VERTICAL Mode : 18 Freq Level Limit Line Margin Read Level Ant Factor Cable Loss Preamp Factor Aux Factor APos TPos Remark MHz dBuV/m dBuV/m dB dBuV dB/m dB dB dB cm deg 1 10600.00 46.43 74.00 -27.57 52.44 39.00 12.07 57.97 0.89 -- -- Peak 2 15900.00 47.99 74.00 -26.01 52.06 37.84 15.25 58.13 0.97 -- -- Peak

Mode	18	
	Harmonic	
	U-NII-2A_5.25-5.35_802.11be EHT20_CH60_5300MHz	
ANT	4+3	
Pol.	Horizontal	Vertical
14.47G ~14.5G Avg	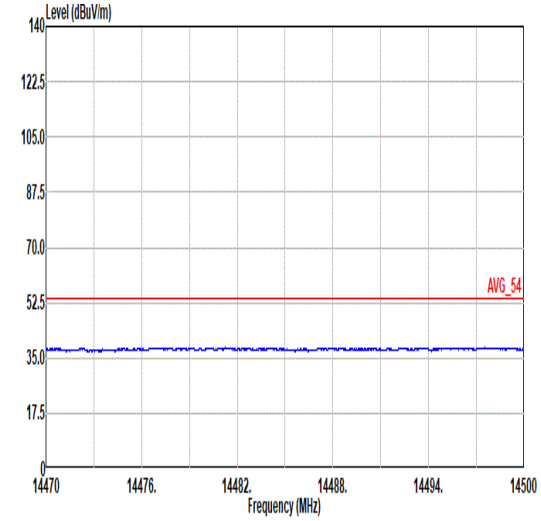 Site : 03CH15-HY Condition: AVG_54 3m 9120D-02294_240620 HORIZONTAL Mode : 18	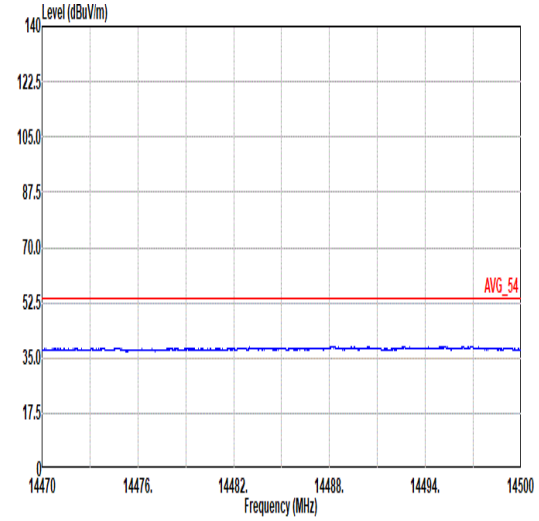 Site : 03CH15-HY Condition: AVG_54 3m 9120D-02294_240620 VERTICAL Mode : 18
17G ~18G Avg	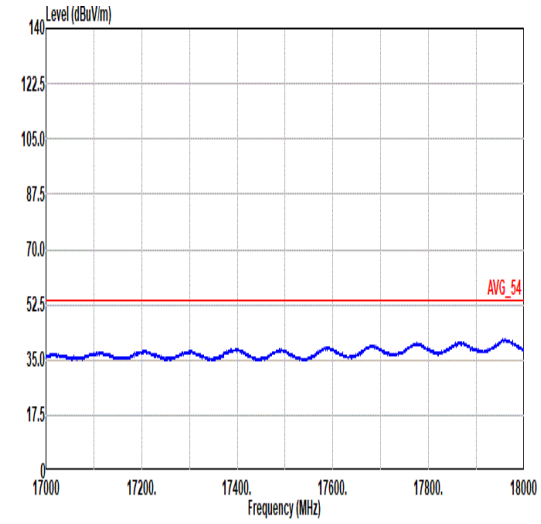 Site : 03CH15-HY Condition: AVG_54 3m 9120D-02294_240620 HORIZONTAL Mode : 18	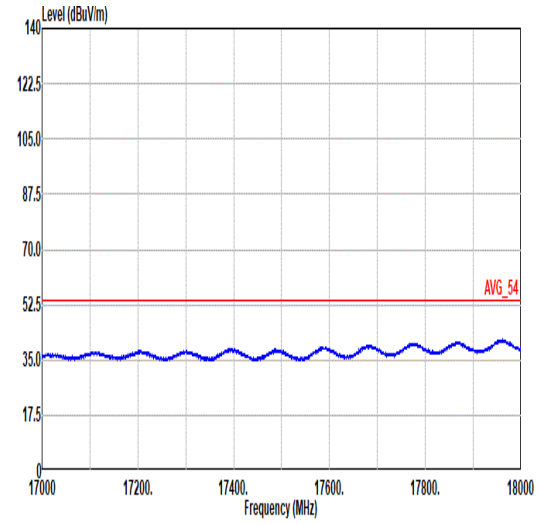 Site : 03CH15-HY Condition: AVG_54 3m 9120D-02294_240620 VERTICAL Mode : 18

Mode	19	
	Band Edge	
	U-NII-2A_5.25-5.35_802.11be EHT20_CH64_5320MHz	
ANT	4+3	
Pol.	Horizontal	Fundamental
Peak	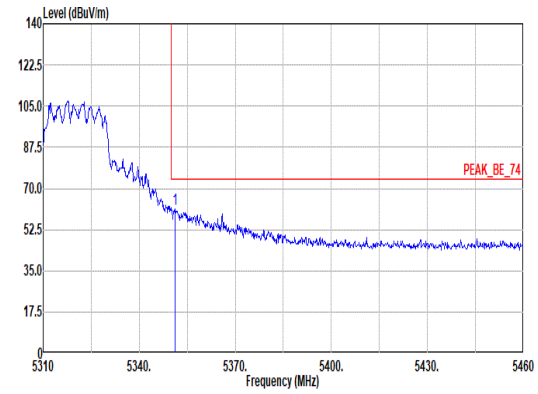 Site : 03CH15-HY Condition: PEAK_BE_74 3m 9120D-02294_240620 HORIZONTAL : RBW:1000.000kHz VBW:3000.000kHz SWT:Auto Freq Level Limit Line Margin Read Level Ant Factor Cable Loss Preamp Factor Aux Factor APos TPos Remark MHz dBuV/m dBuV/m dB dBuV dB/m dB dB dB cm deg 1 5351.10 61.44 74.00 -12.56 56.80 32.90 8.57 36.83 0.00 182 295 PEAK	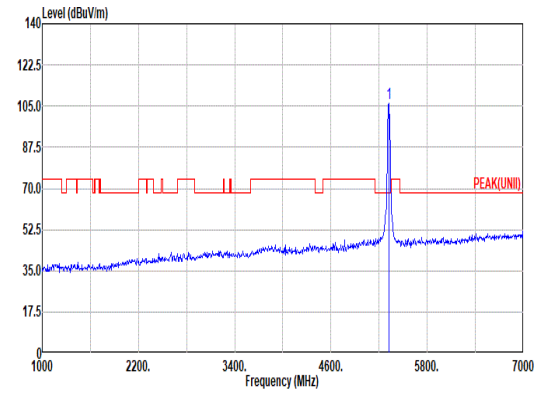 Site : 03CH15-HY Condition: PEAK(UNII) 3m 9120D-02294_240620 HORIZONTAL : RBW:1000.000kHz VBW:3000.000kHz SWT:Auto Freq Level Limit Line Margin Read Level Ant Factor Cable Loss Preamp Factor Aux Factor APos TPos Remark MHz dBuV/m dBuV/m dB dBuV dB/m dB dB dB cm deg 1 5320.00 106.37 ------ ------ 101.75 32.90 8.55 36.83 0.00 182 295 PEAK
Avg	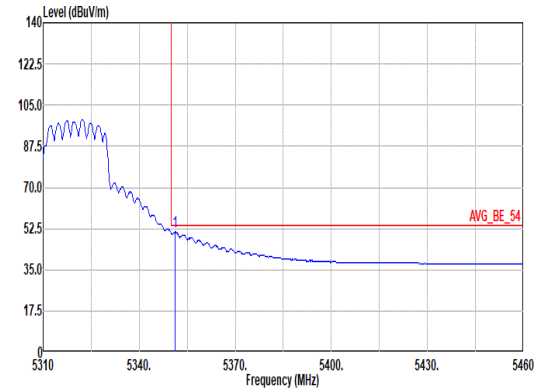 Site : 03CH15-HY Condition: AVG_BE_54 3m 9120D-02294_240620 HORIZONTAL : RBW:1000.000kHz VBW:0.010kHz SWT:Auto Freq Level Limit Line Margin Read Level Ant Factor Cable Loss Preamp Factor Aux Factor APos TPos Remark MHz dBuV/m dBuV/m dB dBuV dB/m dB dB dB cm deg 1 5351.25 51.01 54.00 -2.99 46.37 32.90 8.57 36.83 0.00 182 295 AVERAGE	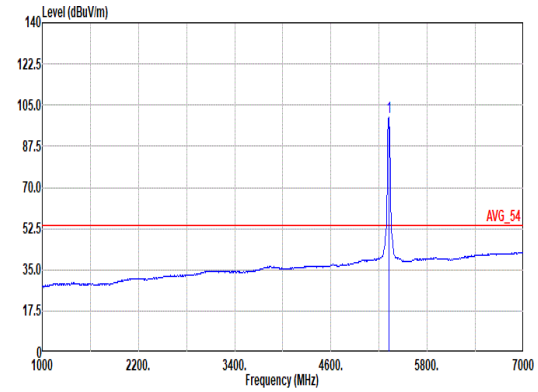 Site : 03CH15-HY Condition: AVG_54 3m 9120D-02294_240620 HORIZONTAL : RBW:1000.000kHz VBW:0.010kHz SWT:Auto Freq Level Limit Line Margin Read Level Ant Factor Cable Loss Preamp Factor Aux Factor APos TPos Remark MHz dBuV/m dBuV/m dB dBuV dB/m dB dB dB cm deg 1 5320.00 99.99 ------ ------ 95.37 32.90 8.55 36.83 0.00 182 295 AVERAGE

Mode	19	
	Band Edge	
	U-NII-2A_5.25-5.35_802.11be EHT20_CH64_5320MHz	
ANT	4+3	
Pol.	Vertical	Fundamental
Peak	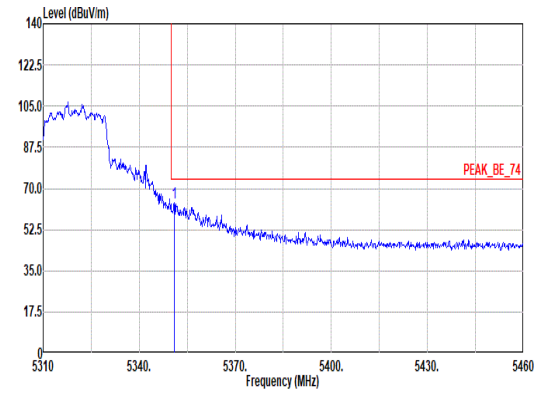 Site : 03CH15-HY Condition: PEAK_BE_74 3m 9120D-02294_240620 VERTICAL : RBW:1000.000kHz VBW:3000.000kHz SWT:Auto Freq Level Limit Line Margin Read Level Ant Factor Cable Loss Preamp Factor Aux Factor APos TPos Remark MHz dBuV/m dBuV/m dB dBuV dB/m dB dB dB cm deg 1 5350.95 64.10 74.00 -9.90 59.46 32.90 8.57 36.83 0.00 200 72 PEAK	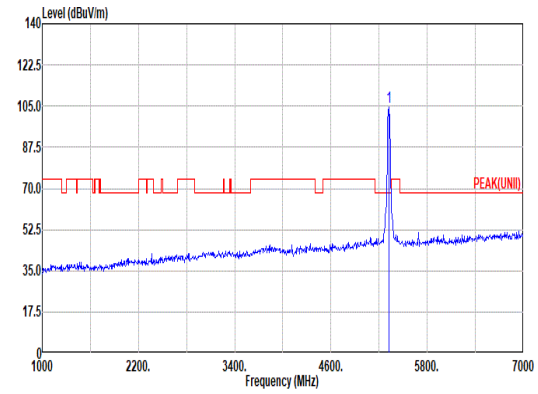 Site : 03CH15-HY Condition: PEAK(UNII) 3m 9120D-02294_240620 VERTICAL : RBW:1000.000kHz VBW:3000.000kHz SWT:Auto Freq Level Limit Line Margin Read Level Ant Factor Cable Loss Preamp Factor Aux Factor APos TPos Remark MHz dBuV/m dBuV/m dB dBuV dB/m dB dB dB cm deg 1 5320.00 104.83 ------ ------ 100.21 32.90 8.55 36.83 0.00 200 72 PEAK
Avg	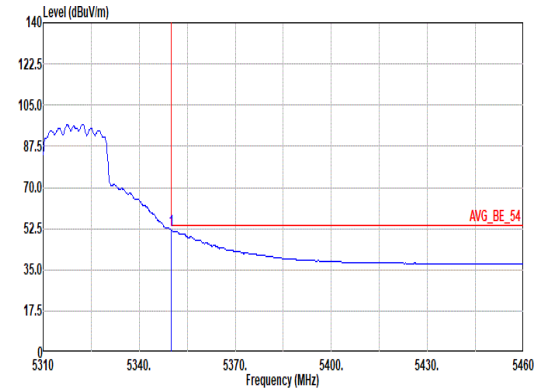 Site : 03CH15-HY Condition: AVG_BE_54 3m 9120D-02294_240620 VERTICAL : RBW:1000.000kHz VBW:0.010kHz SWT:Auto Freq Level Limit Line Margin Read Level Ant Factor Cable Loss Preamp Factor Aux Factor APos TPos Remark MHz dBuV/m dBuV/m dB dBuV dB/m dB dB dB cm deg 1 5350.05 51.70 54.00 -2.30 47.06 32.90 8.57 36.83 0.00 200 72 AVERAGE	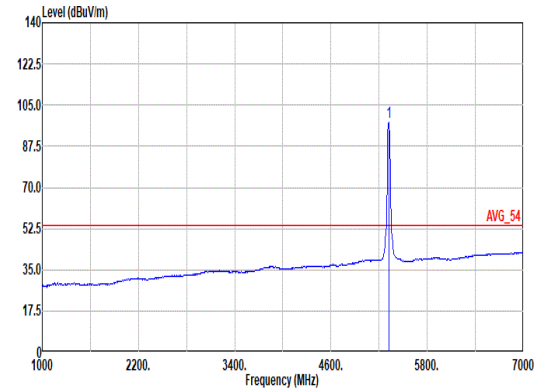 Site : 03CH15-HY Condition: AVG_54 3m 9120D-02294_240620 VERTICAL : RBW:1000.000kHz VBW:0.010kHz SWT:Auto Freq Level Limit Line Margin Read Level Ant Factor Cable Loss Preamp Factor Aux Factor APos TPos Remark MHz dBuV/m dBuV/m dB dBuV dB/m dB dB dB cm deg 1 5320.00 97.99 ------ ------ 93.37 32.90 8.55 36.83 0.00 200 72 AVERAGE

Mode	19	
	Harmonic	
	U-NII-2A_5.25-5.35_802.11be EHT20_CH64_5320MHz	
ANT	4+3	
Pol.	Horizontal	Vertical
Peak Avg	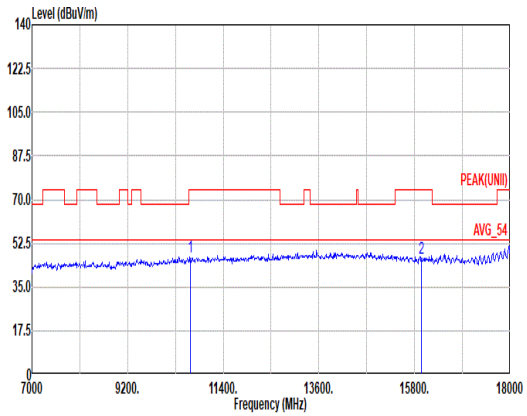 Site : 03CH15-HY Condition: PEAK(UNII) 3m 9120D-02294_240620 HORIZONTAL Mode : 19 Freq Level Limit Line Margin Read Level Ant Factor Cable Loss Preamp Factor Aux Factor APos TPos Remark MHz dBuV/m dBuV/m dB dBuV dB/m dB dB dB cm deg 1 10640.00 47.15 74.00 -26.85 53.15 39.00 12.08 57.97 0.89 -- -- Peak 2 15960.00 46.47 74.00 -27.53 50.68 37.71 15.28 58.17 0.97 -- -- Peak	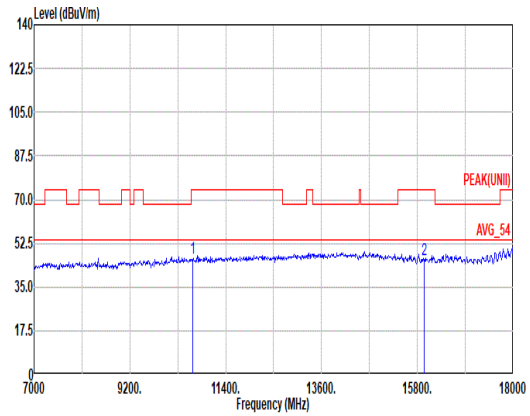 Site : 03CH15-HY Condition: PEAK(UNII) 3m 9120D-02294_240620 VERTICAL Mode : 19 Freq Level Limit Line Margin Read Level Ant Factor Cable Loss Preamp Factor Aux Factor APos TPos Remark MHz dBuV/m dBuV/m dB dBuV dB/m dB dB dB cm deg 1 10640.00 46.35 74.00 -27.65 52.32 39.00 12.10 57.96 0.89 -- -- Peak 2 15960.00 45.84 74.00 -28.16 50.02 37.74 15.27 58.16 0.97 -- -- Peak

Mode	19	
	Harmonic	
	U-NII-2A_5.25-5.35_802.11be EHT20_CH64_5320MHz	
ANT	4+3	
Pol.	Horizontal	Vertical
14.47G ~14.5G Avg	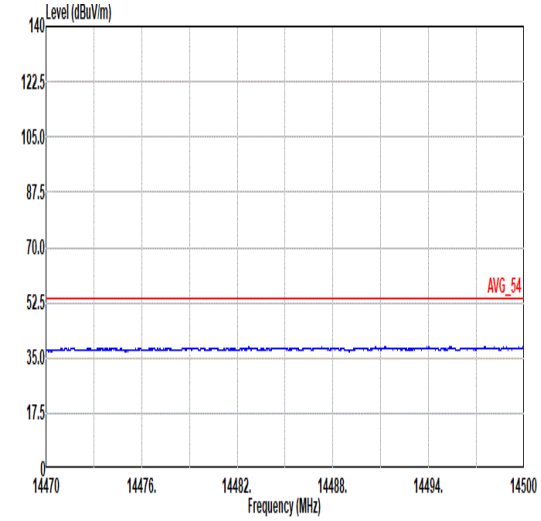 Site : 03CH15-HY Condition: AVG_54 3m 9120D-02294_240620 HORIZONTAL Mode : 19	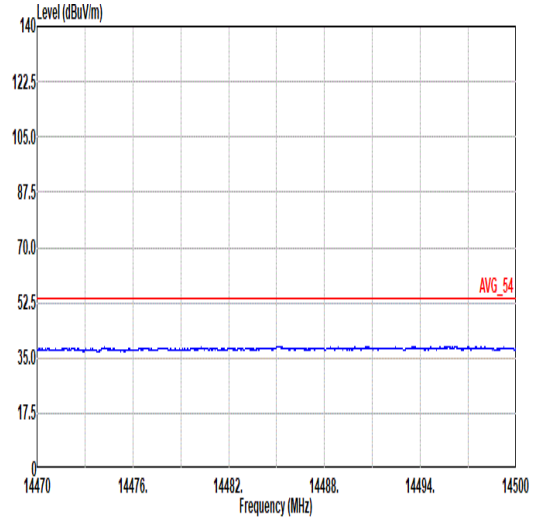 Site : 03CH15-HY Condition: AVG_54 3m 9120D-02294_240620 VERTICAL Mode : 19
17G ~18G Avg	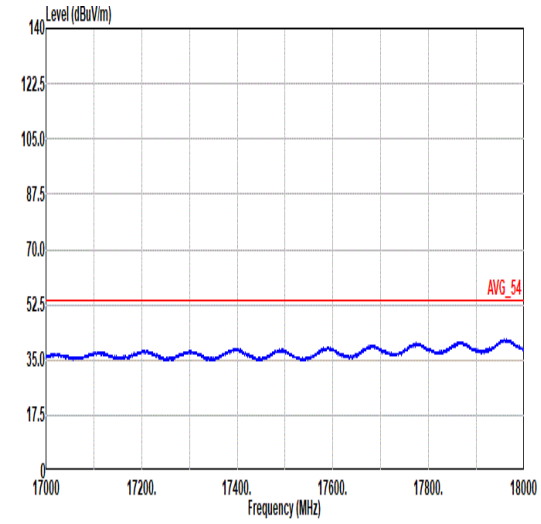 Site : 03CH15-HY Condition: AVG_54 3m 9120D-02294_240620 HORIZONTAL Mode : 19	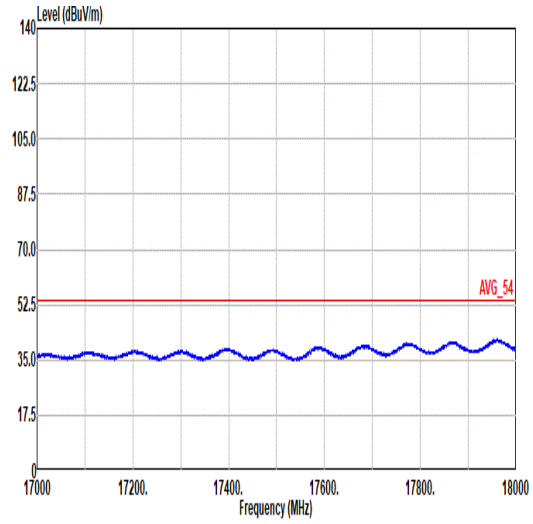 Site : 03CH15-HY Condition: AVG_54 3m 9120D-02294_240620 VERTICAL Mode : 19

Mode	20	
	Band Edge	
	U-NII-2A_5.25-5.35_802.11be EHT20_CH64_Partial_26/8RU _5320MHz	
ANT	4+3	
Pol.	Horizontal	Fundamental
Peak	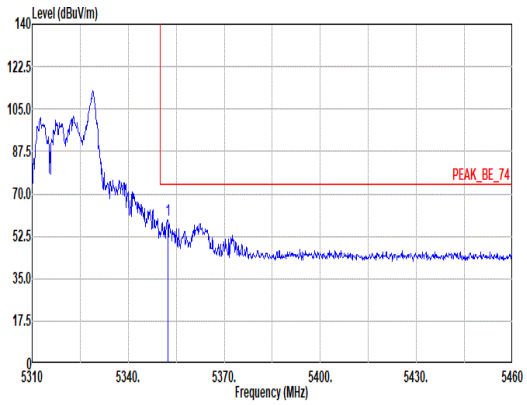 Site : 03CH15-HY Condition: PEAK_BE_74 3m 9120D-02294_240620 HORIZONTAL : RBW:1000.000kHz VBW:3000.000kHz SWT:Auto Freq Level Limit Line Margin Read Level Ant Factor Cable Loss Preamp Factor Aux Factor APos TPos Remark MHz dBuV/m dBuV/m dB dBuV dB/m dB dB dB cm deg 1 5352.30 59.30 74.00 -14.70 54.66 32.90 8.57 36.83 0.00 300 35 Peak	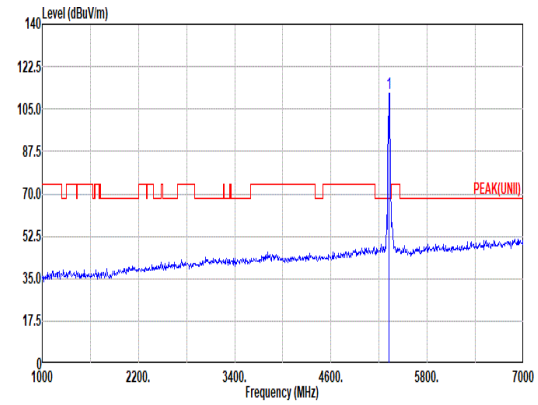 Site : 03CH15-HY Condition: PEAK(UNII) 3m 9120D-02294_240620 HORIZONTAL : RBW:1000.000kHz VBW:3000.000kHz SWT:Auto Freq Level Limit Line Margin Read Level Ant Factor Cable Loss Preamp Factor Aux Factor APos TPos Remark MHz dBuV/m dBuV/m dB dBuV dB/m dB dB dB cm deg 1 5320.00 111.32 ------ ------ 106.69 32.90 8.56 36.83 0.00 300 35 Peak
Avg	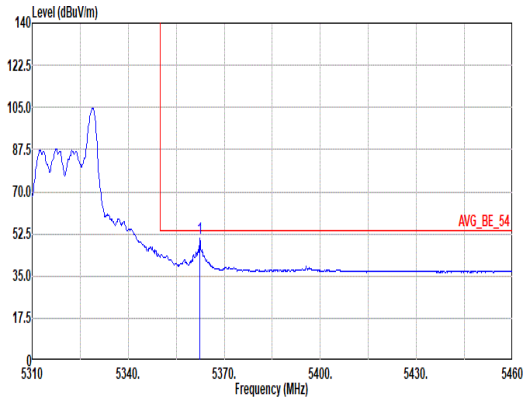 Site : 03CH15-HY Condition: AVG_BE_54 3m 9120D-02294_240620 HORIZONTAL : RBW:1000.000kHz VBW:0.620kHz SWT:Auto Freq Level Limit Line Margin Read Level Ant Factor Cable Loss Preamp Factor Aux Factor APos TPos Remark MHz dBuV/m dBuV/m dB dBuV dB/m dB dB dB cm deg 1 5362.35 50.78 54.00 -3.22 46.15 32.88 8.58 36.83 0.00 300 35 Average	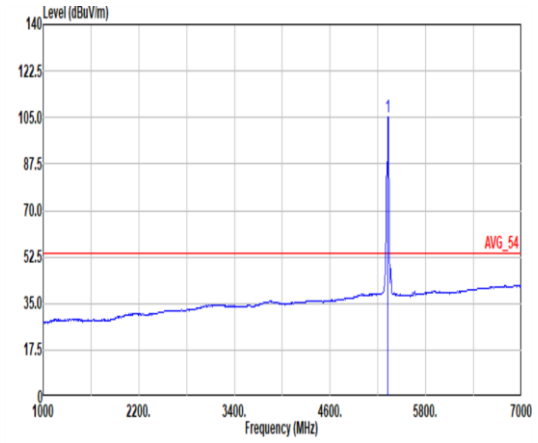 Site : 03CH15-HY Condition: AVG_54 3m 9120D-02294_240620 HORIZONTAL : RBW:1000.000kHz VBW:0.620kHz SWT:Auto Freq Level Limit Line Margin Read Level Ant Factor Cable Loss Preamp Factor Aux Factor APos TPos Remark MHz dBuV/m dBuV/m dB dBuV dB/m dB dB dB cm deg 1 5320.00 105.28 ------ ------ 100.66 32.90 8.55 36.83 0.00 300 35 Peak

Mode	20	
	Band Edge	
	U-NII-2A_5.25-5.35_802.11be EHT20_CH64_Partial_26/8RU _5320MHz	
ANT	4+3	
Pol.	Vertical	Fundamental
Peak	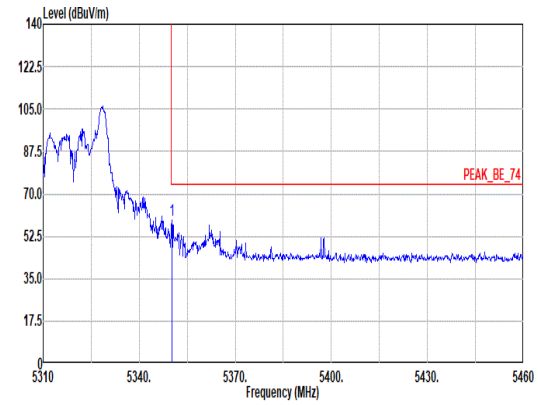 Site : 03CH15-HY Condition: PEAK_BE_74 3m 9120D-02294_240620 VERTICAL : RBW:1000.000kHz VBW:3000.000kHz SWT:Auto Freq Level Limit Line Margin Read Level Ant Factor Cable Loss Preamp Factor Aux Factor APos TPos Remark MHz dBuV/m dBuV/m dB dBuV dB/m dB dB dB cm deg 1 5350.20 59.31 74.00 -14.69 54.67 32.90 8.57 36.83 0.00 300 360 Peak	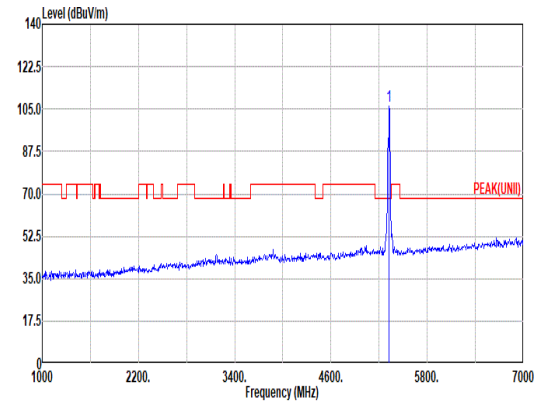 Site : 03CH15-HY Condition: PEAK(UNII) 3m 9120D-02294_240620 VERTICAL : RBW:1000.000kHz VBW:3000.000kHz SWT:Auto Freq Level Limit Line Margin Read Level Ant Factor Cable Loss Preamp Factor Aux Factor APos TPos Remark MHz dBuV/m dBuV/m dB dBuV dB/m dB dB dB cm deg 1 5320.00 106.38 ------ ------ 101.76 32.90 8.55 36.83 0.00 300 360 Peak
Avg	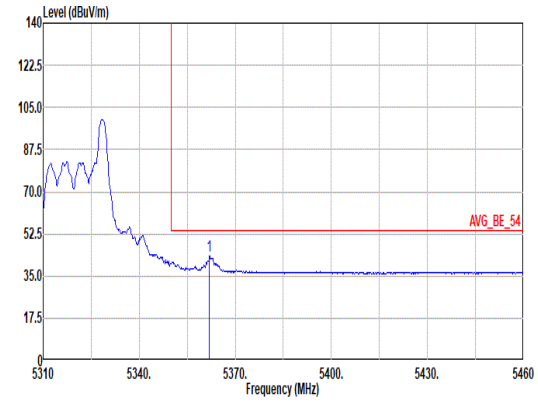 Site : 03CH15-HY Condition: AVG_BE_54 3m 9120D-02294_240620 VERTICAL : RBW:1000.000kHz VBW:0.620kHz SWT:Auto Freq Level Limit Line Margin Read Level Ant Factor Cable Loss Preamp Factor Aux Factor APos TPos Remark MHz dBuV/m dBuV/m dB dBuV dB/m dB dB dB cm deg 1 5361.90 43.44 54.00 -10.56 38.81 32.88 8.58 36.83 0.00 300 360 Average	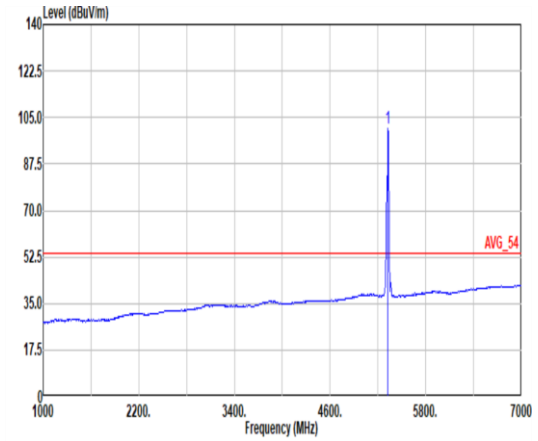 Site : 03CH15-HY Condition: AVG_54 3m 9120D-02294_240620 VERTICAL : RBW:1000.000kHz VBW:0.620kHz SWT:Auto Freq Level Limit Line Margin Read Level Ant Factor Cable Loss Preamp Factor Aux Factor APos TPos Remark MHz dBuV/m dBuV/m dB dBuV dB/m dB dB dB cm deg 1 5320.00 100.68 ------ ------ 96.06 32.90 8.55 36.83 0.00 300 360 Peak

Mode	21	
	Band Edge	
	U-NII-2A_5.25-5.35_802.11be EHT20_CH64_Partial_52/40RU _5320MHz	
ANT	4+3	
Pol.	Horizontal	Fundamental
Peak	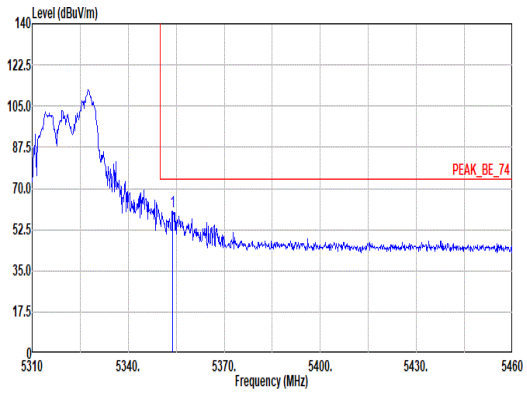 Site : 03CH15-HY Condition: PEAK_BE_74 3m 9120D-02294_240620 HORIZONTAL : RBW:1000.000kHz VBW:3000.000kHz SWT:Auto Freq Level Limit Line Margin Read Level Ant Factor Cable Loss Preamp Factor Aux Factor APos TPos Remark MHz dBuV/m dBuV/m dB dBuV dB/m dB dB dB cm deg 1 5353.80 60.20 74.00 -13.80 55.57 32.89 8.57 36.83 0.00 100 43 PEAK	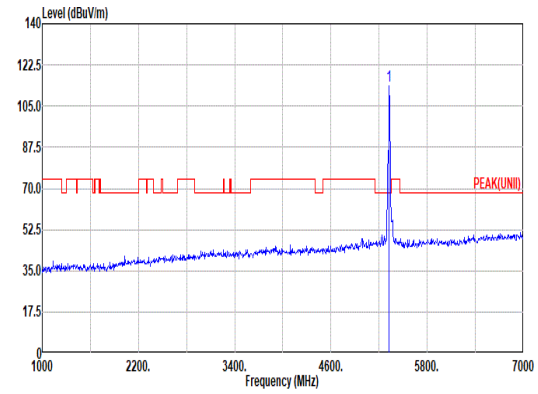 Site : 03CH15-HY Condition: PEAK(UNII) 3m 9120D-02294_240620 HORIZONTAL : RBW:1000.000kHz VBW:3000.000kHz SWT:Auto Freq Level Limit Line Margin Read Level Ant Factor Cable Loss Preamp Factor Aux Factor APos TPos Remark MHz dBuV/m dBuV/m dB dBuV dB/m dB dB dB cm deg 1 5320.00 113.37 ------ ------ 108.75 32.90 8.55 36.83 0.00 100 43 PEAK
Avg	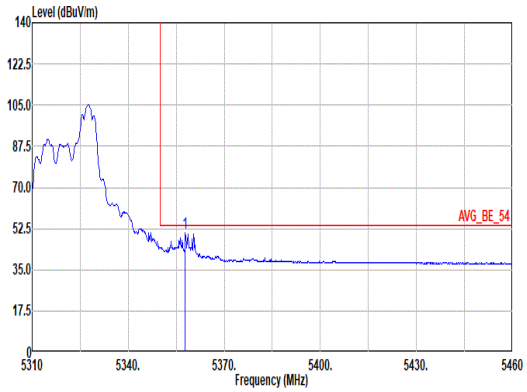 Site : 03CH15-HY Condition: AVG_BE_54 3m 9120D-02294_240620 HORIZONTAL : RBW:1000.000kHz VBW:0.680kHz SWT:Auto Freq Level Limit Line Margin Read Level Ant Factor Cable Loss Preamp Factor Aux Factor APos TPos Remark MHz dBuV/m dBuV/m dB dBuV dB/m dB dB dB cm deg 1 5357.85 50.69 54.00 -3.31 46.06 32.88 8.58 36.83 0.00 100 43 AVERAGE	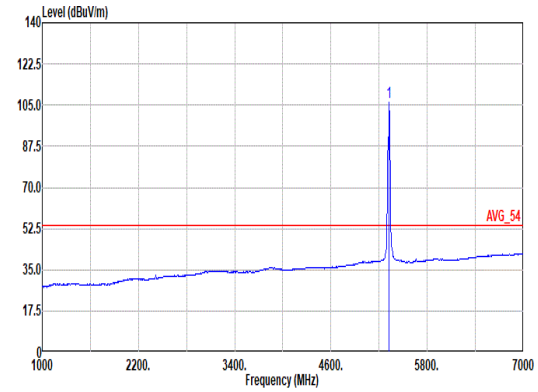 Site : 03CH15-HY Condition: AVG_54 3m 9120D-02294_240620 HORIZONTAL : RBW:1000.000kHz VBW:0.680kHz SWT:Auto Freq Level Limit Line Margin Read Level Ant Factor Cable Loss Preamp Factor Aux Factor APos TPos Remark MHz dBuV/m dBuV/m dB dBuV dB/m dB dB dB cm deg 1 5320.00 106.06 ------ ------ 101.44 32.90 8.55 36.83 0.00 100 43 AVERAGE

Mode	21	
	Band Edge	
	U-NII-2A_5.25-5.35_802.11be EHT20_CH64_Partial_52/40RU _5320MHz	
ANT	4+3	
Pol.	Vertical	Fundamental
Peak	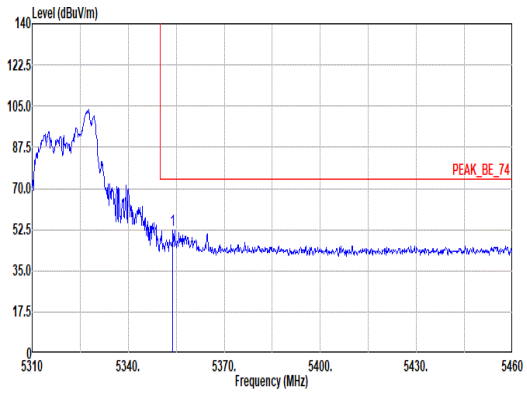 Site : 03CH15-HY Condition: PEAK_BE_74 3m 9120D-02294_240620 VERTICAL : RBW:1000.000kHz VBW:3000.000kHz SWT:Auto Freq Level Limit Line Margin Read Level Ant Factor Cable Loss Preamp Factor Aux Factor APos TPos Remark MHz dBuV/m dBuV/m dB dBuV dB/m dB dB dB cm deg 1 5353.95 52.34 74.00 -21.66 47.71 32.89 8.57 36.83 0.00 300 0 PEAK	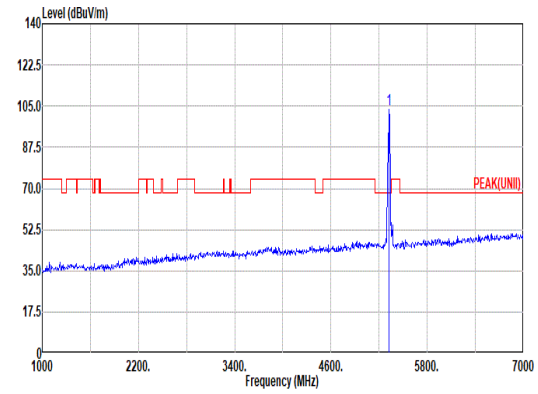 Site : 03CH15-HY Condition: PEAK(UNII) 3m 9120D-02294_240620 VERTICAL : RBW:1000.000kHz VBW:3000.000kHz SWT:Auto Freq Level Limit Line Margin Read Level Ant Factor Cable Loss Preamp Factor Aux Factor APos TPos Remark MHz dBuV/m dBuV/m dB dBuV dB/m dB dB dB cm deg 1 5320.00 103.68 ------ ------ 99.06 32.90 8.55 36.83 0.00 300 0 PEAK
Avg	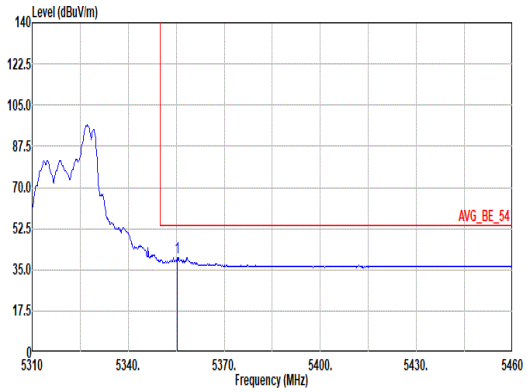 Site : 03CH15-HY Condition: AVG_BE_54 3m 9120D-02294_240620 VERTICAL : RBW:1000.000kHz VBW:0.680kHz SWT:Auto Freq Level Limit Line Margin Read Level Ant Factor Cable Loss Preamp Factor Aux Factor APos TPos Remark MHz dBuV/m dBuV/m dB dBuV dB/m dB dB dB cm deg 1 5355.30 40.38 54.00 -13.62 35.75 32.89 8.57 36.83 0.00 300 0 AVERAGE	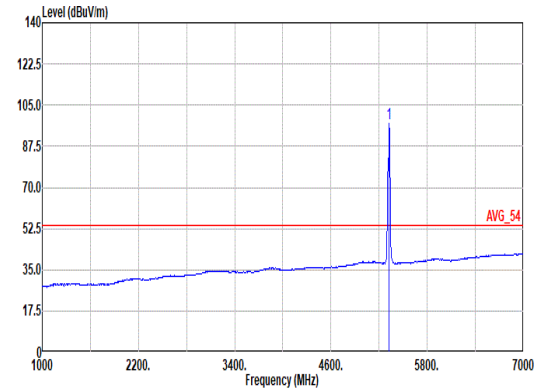 Site : 03CH15-HY Condition: AVG_54 3m 9120D-02294_240620 VERTICAL : RBW:1000.000kHz VBW:0.680kHz SWT:Auto Freq Level Limit Line Margin Read Level Ant Factor Cable Loss Preamp Factor Aux Factor APos TPos Remark MHz dBuV/m dBuV/m dB dBuV dB/m dB dB dB cm deg 1 5320.00 97.39 ------ ------ 92.77 32.90 8.55 36.83 0.00 300 0 AVERAGE

Mode	22	
	Band Edge	
	U-NII-2A_5.25-5.35_802.11be EHT20_CH64_Partial_106/54RU _5320MHz	
ANT	4+3	
Pol.	Horizontal	Fundamental
Peak	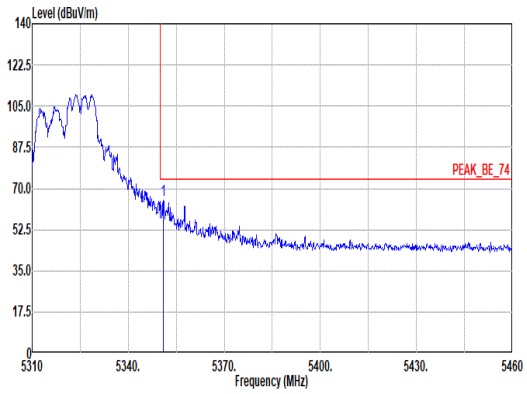 Site : 03CH15-HY Condition: PEAK_BE_74 3m 9120D-02294_240620 HORIZONTAL : RBW:1000.000kHz VBW:3000.000kHz SWT:Auto Freq Level Limit Line Margin Read Level Ant Factor Cable Loss Preamp Factor Aux Factor APos TPos Remark MHz dBuV/m dBuV/m dB dBuV dB/m dB dB dB cm deg 1 5350.95 65.24 74.00 -8.76 60.60 32.90 8.57 36.83 0.00 100 43 PEAK	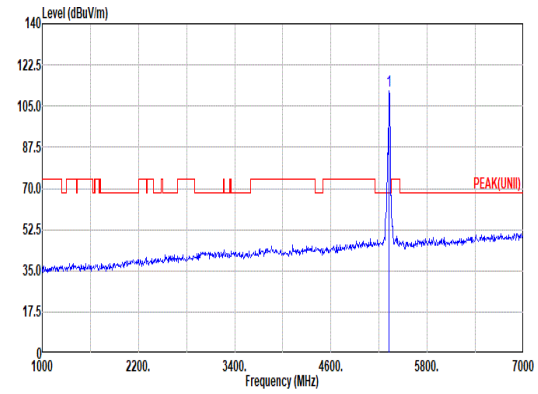 Site : 03CH15-HY Condition: PEAK(UNII) 3m 9120D-02294_240620 HORIZONTAL : RBW:1000.000kHz VBW:3000.000kHz SWT:Auto Freq Level Limit Line Margin Read Level Ant Factor Cable Loss Preamp Factor Aux Factor APos TPos Remark MHz dBuV/m dBuV/m dB dBuV dB/m dB dB dB cm deg 1 5320.00 111.22 ------ ------ 106.60 32.90 8.55 36.83 0.00 100 43 PEAK
Avg	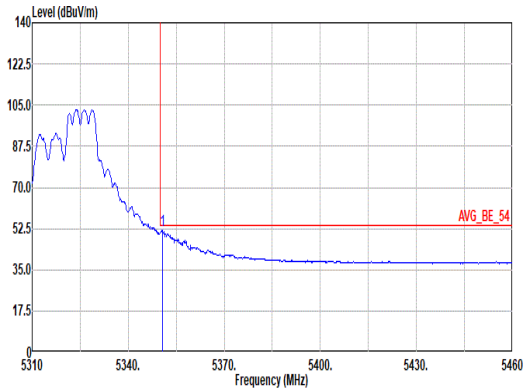 Site : 03CH15-HY Condition: AVG_BE_54 3m 9120D-02294_240620 HORIZONTAL : RBW:1000.000kHz VBW:0.820kHz SWT:Auto Freq Level Limit Line Margin Read Level Ant Factor Cable Loss Preamp Factor Aux Factor APos TPos Remark MHz dBuV/m dBuV/m dB dBuV dB/m dB dB dB cm deg 1 5350.80 51.89 54.00 -2.11 47.25 32.90 8.57 36.83 0.00 100 43 AVERAGE	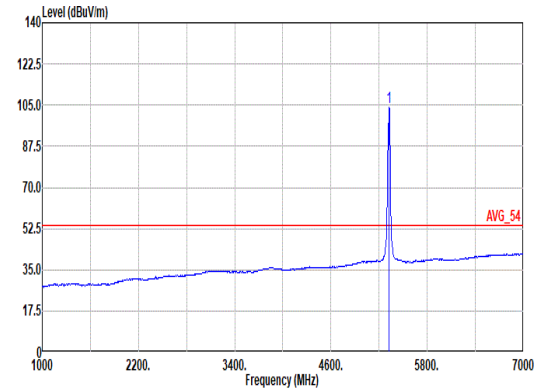 Site : 03CH15-HY Condition: AVG_54 3m 9120D-02294_240620 HORIZONTAL : RBW:1000.000kHz VBW:0.820kHz SWT:Auto Freq Level Limit Line Margin Read Level Ant Factor Cable Loss Preamp Factor Aux Factor APos TPos Remark MHz dBuV/m dBuV/m dB dBuV dB/m dB dB dB cm deg 1 5320.00 103.88 ------ ------ 99.26 32.90 8.55 36.83 0.00 100 43 AVERAGE

Mode	22	
	Band Edge	
	U-NII-2A_5.25-5.35_802.11be EHT20_CH64_Partial_106/54RU _5320MHz	
ANT	4+3	
Pol.	Vertical	Fundamental
Peak	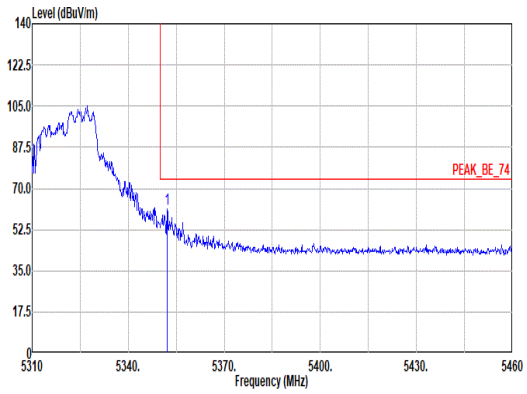 Site : 03CH15-HY Condition: PEAK_BE_74 3m 9120D-02294_240620 VERTICAL : RBW:1000.000kHz VBW:3000.000kHz SWT:Auto Freq Level Limit Line Margin Read Level Ant Factor Cable Loss Preamp Factor Aux Factor APos TPos Remark MHz dBuV/m dBuV/m dB dBuV dB/m dB dB dB cm deg 1 5352.15 61.32 74.00 -12.68 56.68 32.90 8.57 36.83 0.00 100 105 PEAK	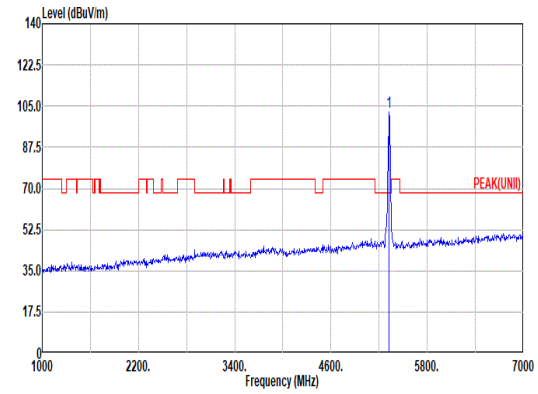 Site : 03CH15-HY Condition: PEAK(UNII) 3m 9120D-02294_240620 VERTICAL : RBW:1000.000kHz VBW:3000.000kHz SWT:Auto Freq Level Limit Line Margin Read Level Ant Factor Cable Loss Preamp Factor Aux Factor APos TPos Remark MHz dBuV/m dBuV/m dB dBuV dB/m dB dB dB cm deg 1 5320.00 102.50 ------ ------ 97.88 32.90 8.55 36.83 0.00 100 105 PEAK
Avg	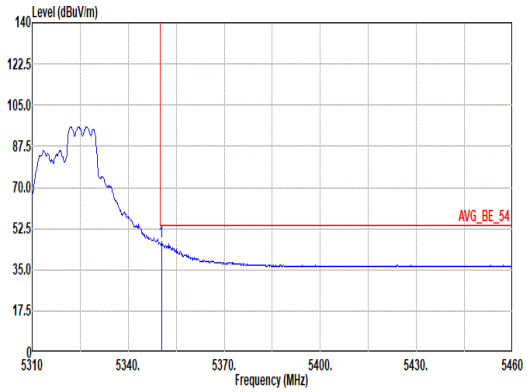 Site : 03CH15-HY Condition: AVG_BE_54 3m 9120D-02294_240620 VERTICAL : RBW:1000.000kHz VBW:0.820kHz SWT:Auto Freq Level Limit Line Margin Read Level Ant Factor Cable Loss Preamp Factor Aux Factor APos TPos Remark MHz dBuV/m dBuV/m dB dBuV dB/m dB dB dB cm deg 1 5350.35 47.09 54.00 -6.91 42.45 32.90 8.57 36.83 0.00 100 105 AVERAGE	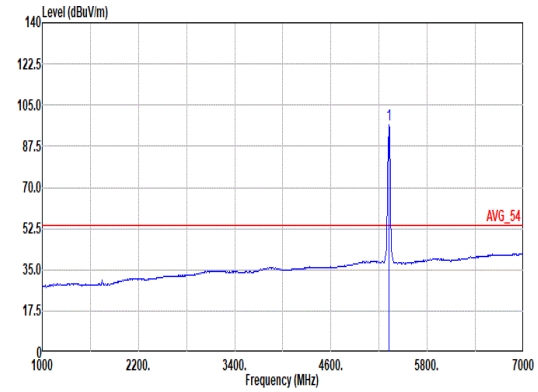 Site : 03CH15-HY Condition: AVG_54 3m 9120D-02294_240620 VERTICAL : RBW:1000.000kHz VBW:0.820kHz SWT:Auto Freq Level Limit Line Margin Read Level Ant Factor Cable Loss Preamp Factor Aux Factor APos TPos Remark MHz dBuV/m dBuV/m dB dBuV dB/m dB dB dB cm deg 1 5320.00 96.52 ------ ------ 91.90 32.90 8.55 36.83 0.00 100 105 AVERAGE

Mode	23	
	Band Edge - L	
	U-NII-2A_5.25-5.35_802.11be EHT40_CH54_5270MHz	
ANT	4+3	
Pol.	Horizontal	Fundamental
Peak	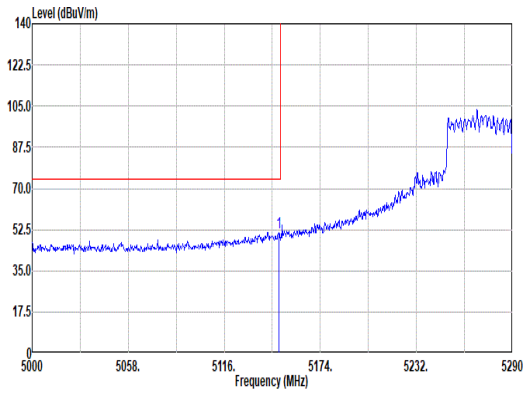 Site : 03CH15-HY Condition: PEAK_BE_74 3m 9120D-02294_240620 HORIZONTAL : RBW:1000.000kHz VBW:3000.000kHz SWT:Auto Freq Level Limit Line Margin Read Level Ant Factor Cable Loss Preamp Factor Aux Factor APos TPos Remark MHz dBuV/m dBuV/m dB dBuV dB/m dB dB dB cm deg 1 5148.77 51.22 74.00 -22.78 46.46 33.20 8.41 36.85 0.00 100 38 PEAK	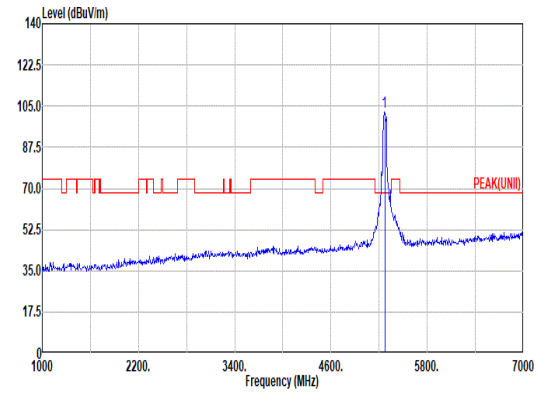 Site : 03CH15-HY Condition: PEAK(UNII) 3m 9120D-02294_240620 HORIZONTAL : RBW:1000.000kHz VBW:3000.000kHz SWT:Auto Freq Level Limit Line Margin Read Level Ant Factor Cable Loss Preamp Factor Aux Factor APos TPos Remark MHz dBuV/m dBuV/m dB dBuV dB/m dB dB dB cm deg 1 5270.00 102.73 ------ ------ 98.10 32.97 8.50 36.84 0.00 100 38 PEAK
Avg	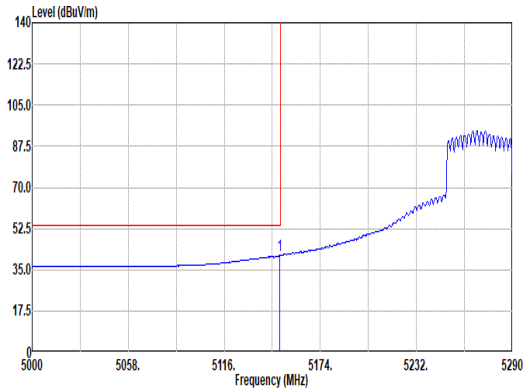 Site : 03CH15-HY Condition: AVG_BE_54 3m 9120D-02294_240620 HORIZONTAL : RBW:1000.000kHz VBW:0.010kHz SWT:Auto Freq Level Limit Line Margin Read Level Ant Factor Cable Loss Preamp Factor Aux Factor APos TPos Remark MHz dBuV/m dBuV/m dB dBuV dB/m dB dB dB cm deg 1 5149.64 41.23 54.00 -12.77 36.47 33.20 8.41 36.85 0.00 100 38 AVERAGE	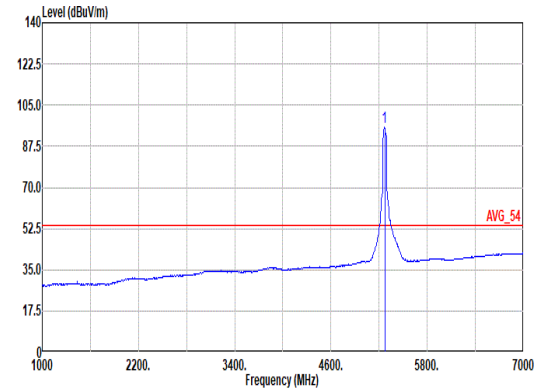 Site : 03CH15-HY Condition: AVG_54 3m 9120D-02294_240620 HORIZONTAL : RBW:1000.000kHz VBW:0.010kHz SWT:Auto Freq Level Limit Line Margin Read Level Ant Factor Cable Loss Preamp Factor Aux Factor APos TPos Remark MHz dBuV/m dBuV/m dB dBuV dB/m dB dB dB cm deg 1 5270.00 95.52 ------ ------ 90.89 32.97 8.50 36.84 0.00 100 38 AVERAGE

Mode	23	
	Band Edge - R	
	U-NII-2A_5.25-5.35_802.11be EHT40_CH54_5270MHz	
ANT	4+3	
Pol.	Horizontal	Fundamental
Peak	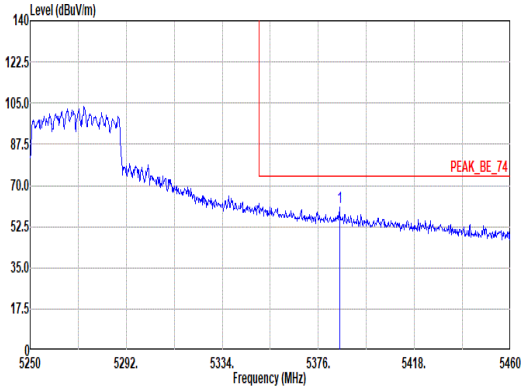 Site : 03CH15-HY Condition: PEAK_BE_74 3m 9120D-02294_240620 HORIZONTAL : RBW:1000.000kHz VBW:3000.000kHz SWT:Auto Limit Read Ant Cable Preamp Aux APos TPos Freq Level Line Margin Level Factor Loss Factor Factor Remark MHz dBuV/m dBuV/m dB dBuV dB/m dB dB dB cm deg 1 5385.24 60.97 74.00 -13.03 56.37 32.83 8.60 36.83 0.00 100 38 PEAK	Blank
Avg	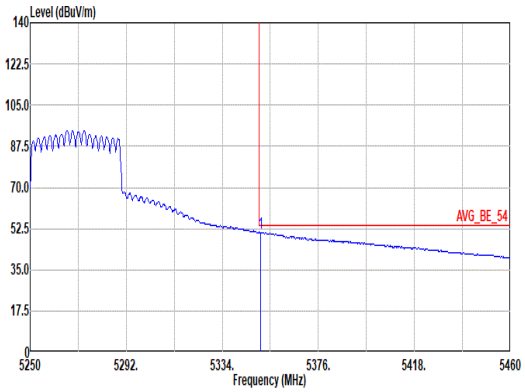 Site : 03CH15-HY Condition: AVG_BE_54 3m 9120D-02294_240620 HORIZONTAL : RBW:1000.000kHz VBW:0.010kHz SWT:Auto Limit Read Ant Cable Preamp Aux APos TPos Freq Level Line Margin Level Factor Loss Factor Factor Remark MHz dBuV/m dBuV/m dB dBuV dB/m dB dB dB cm deg 1 5350.80 50.98 54.00 -3.02 46.34 32.90 8.57 36.83 0.00 100 38 AVERAGE	Blank

Mode	23	
	Band Edge - L	
	U-NII-2A_5.25-5.35_802.11be EHT40_CH54_5270MHz	
ANT	4+3	
Pol.	Vertical	Fundamental
Peak	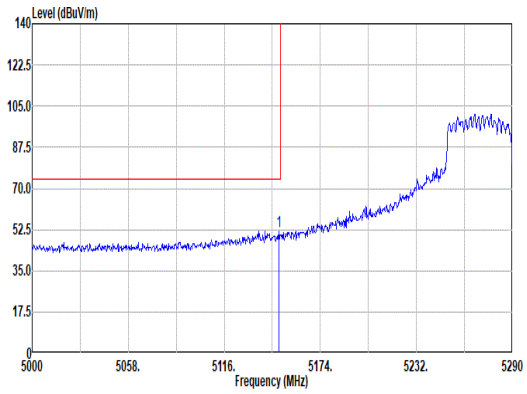 Site : 03CH15-HY Condition: PEAK_BE_74 3m 9120D-02294_240620 VERTICAL : RBW:1000.000kHz VBW:3000.000kHz SWT:Auto Freq Level Limit Line Margin Read Level Ant Factor Cable Loss Preamp Factor Aux Factor APos TPos Remark MHz dBuV/m dBuV/m dB dBuV dB/m dB dB dB cm deg 1 5148.77 52.01 74.00 -21.99 47.25 33.20 8.41 36.85 0.00 100 102 PEAK	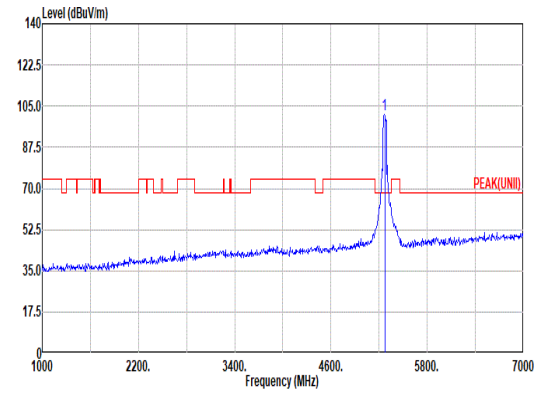 Site : 03CH15-HY Condition: PEAK(UNII) 3m 9120D-02294_240620 VERTICAL : RBW:1000.000kHz VBW:3000.000kHz SWT:Auto Freq Level Limit Line Margin Read Level Ant Factor Cable Loss Preamp Factor Aux Factor APos TPos Remark MHz dBuV/m dBuV/m dB dBuV dB/m dB dB dB cm deg 1 5270.00 101.44 ------ ------ 96.81 32.97 8.50 36.84 0.00 100 102 PEAK
Avg	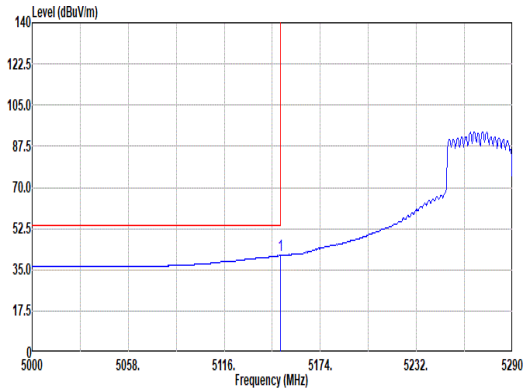 Site : 03CH15-HY Condition: AVG_BE_54 3m 9120D-02294_240620 VERTICAL : RBW:1000.000kHz VBW:0.010kHz SWT:Auto Freq Level Limit Line Margin Read Level Ant Factor Cable Loss Preamp Factor Aux Factor APos TPos Remark MHz dBuV/m dBuV/m dB dBuV dB/m dB dB dB cm deg 1 5149.93 41.16 54.00 -12.84 36.40 33.20 8.41 36.85 0.00 100 102 AVERAGE	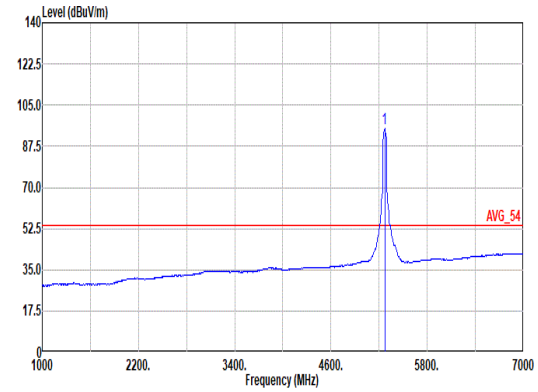 Site : 03CH15-HY Condition: AVG_54 3m 9120D-02294_240620 VERTICAL : RBW:1000.000kHz VBW:0.010kHz SWT:Auto Freq Level Limit Line Margin Read Level Ant Factor Cable Loss Preamp Factor Aux Factor APos TPos Remark MHz dBuV/m dBuV/m dB dBuV dB/m dB dB dB cm deg 1 5270.00 95.01 ------ ------ 90.38 32.96 8.51 36.84 0.00 100 102 AVERAGE

Mode	23	
	Band Edge - R	
	U-NII-2A_5.25-5.35_802.11be EHT40_CH54_5270MHz	
ANT	4+3	
Pol.	Vertical	Fundamental
Peak	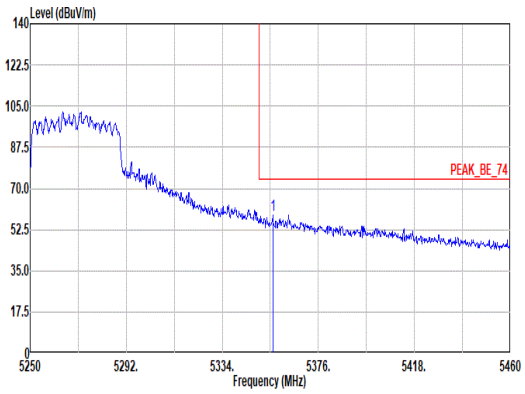 Site : 03CH15-HY Condition: PEAK_BE_74 3m 9120D-02294_240620 VERTICAL : RBW:1000.000kHz VBW:3000.000kHz SWT:Auto Limit Read Ant Cable Preamp Aux APos TPos Freq Level Line Margin Level Factor Loss Factor Factor Remark MHz dBuV/m dBuV/m dB dBuV dB/m dB dB dB cm deg 1 5356.05 58.48 74.00 -15.52 53.85 32.89 8.57 36.83 0.00 100 102 PEAK	Blank
Avg	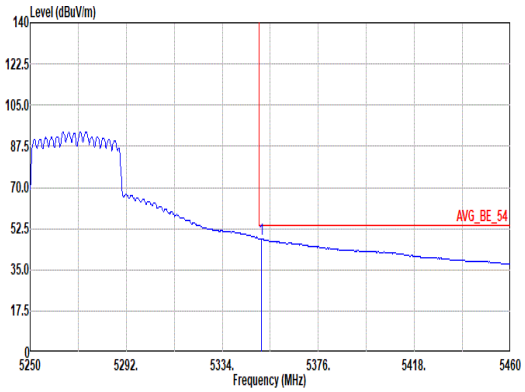 Site : 03CH15-HY Condition: AVG_BE_54 3m 9120D-02294_240620 VERTICAL : RBW:1000.000kHz VBW:0.010kHz SWT:Auto Limit Read Ant Cable Preamp Aux APos TPos Freq Level Line Margin Level Factor Loss Factor Factor Remark MHz dBuV/m dBuV/m dB dBuV dB/m dB dB dB cm deg 1 5351.01 48.31 54.00 -5.69 43.67 32.90 8.57 36.83 0.00 100 102 AVERAGE	Blank

Mode	23	
	Harmonic	
	U-NII-2A_5.25-5.35_802.11be EHT40_CH54_5270MHz	
ANT	4+3	
Pol.	Horizontal	Vertical
Peak Avg	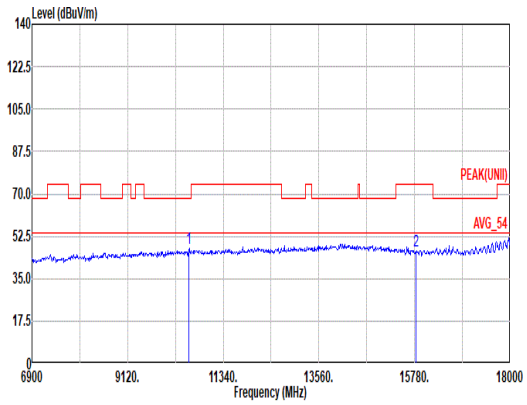 Site : 03CH15-HY Condition: PEAK(UNII) 3m 9120D-02294_240620 HORIZONTAL Mode : 23 Freq Level Limit Line Margin Read Level Ant Factor Cable Loss Preamp Factor Aux Factor APos TPos Remark MHz dBuV/m dBuV/m dB dBuV dB/m dB dB dB cm deg 1 10540.00 47.44 68.20 -20.76 53.73 38.76 12.04 57.98 0.89 -- -- PEAK 2 15810.00 46.36 74.00 -27.64 50.46 37.81 15.18 58.03 0.94 -- -- PEAK	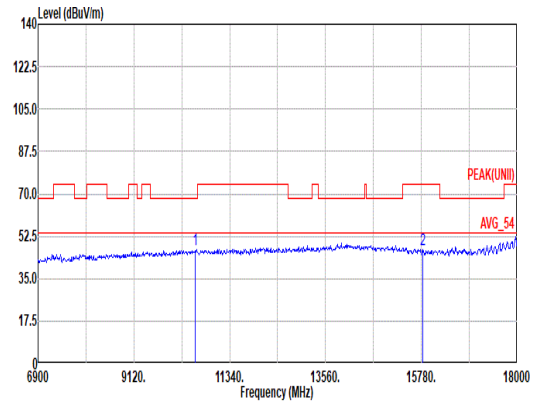 Site : 03CH15-HY Condition: PEAK(UNII) 3m 9120D-02294_240620 VERTICAL Mode : 23 Freq Level Limit Line Margin Read Level Ant Factor Cable Loss Preamp Factor Aux Factor APos TPos Remark MHz dBuV/m dBuV/m dB dBuV dB/m dB dB dB cm deg 1 10540.00 46.80 68.20 -21.40 53.09 38.76 12.04 57.98 0.89 -- -- PEAK 2 15810.00 47.09 74.00 -26.91 51.19 37.81 15.18 58.03 0.94 -- -- PEAK

Mode	23	
	Harmonic	
	U-NII-2A_5.25-5.35_802.11be EHT40_CH54_5270MHz	
ANT	4+3	
Pol.	Horizontal	Vertical
14.47G ~14.5G Avg	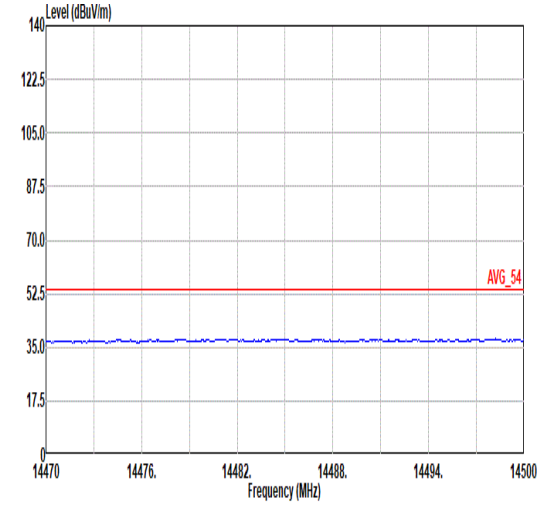 Site : 03CH15-HY Condition: AVG_54 3m 9120D-02294_240620 HORIZONTAL Mode : 23	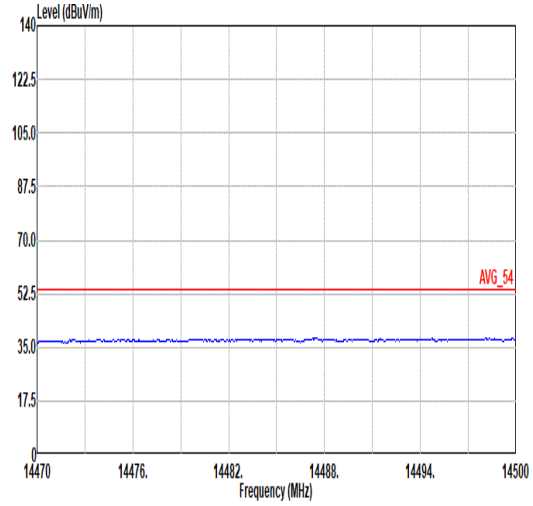 Site : 03CH15-HY Condition: AVG_54 3m 9120D-02294_240620 VERTICAL Mode : 23
17.7G ~18G Avg	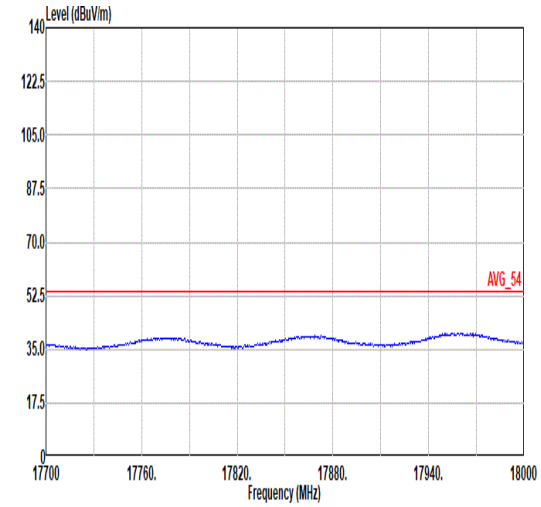 Site : 03CH15-HY Condition: AVG_54 3m 9120D-02294_240620 HORIZONTAL Mode : 23	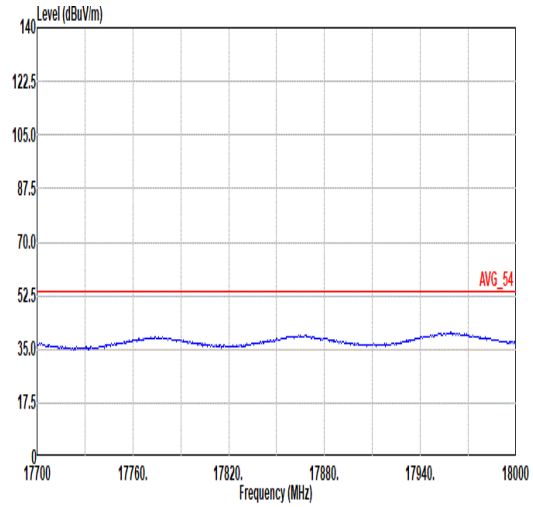 Site : 03CH15-HY Condition: AVG_54 3m 9120D-02294_240620 VERTICAL Mode : 23

Mode	24	
	Band Edge - L	
	U-NII-2A_5.25-5.35_802.11be EHT40_CH62_5310MHz	
ANT	4+3	
Pol.	Horizontal	Fundamental
Peak	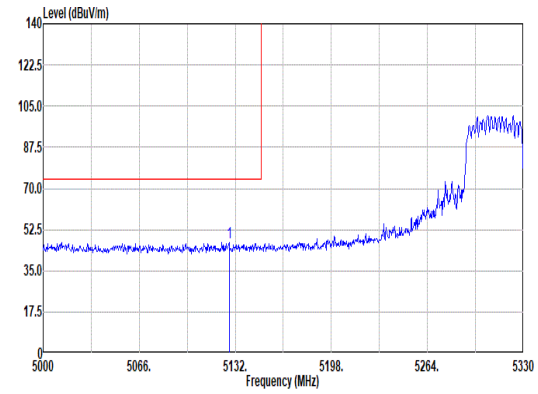 Site : 03CH15-HY Condition: PEAK_BE_74 3m 9120D-02294_240620 HORIZONTAL : RBW:1000.000kHz VBW:3000.000kHz SWT:Auto Freq Level Limit Line Margin Read Level Ant Factor Cable Loss Preamp Factor Aux Factor APos TPos Remark MHz dBuV/m dBuV/m dB dBuV dB/m dB dB dB cm deg 1 5127.71 46.92 74.00 -27.08 42.26 33.11 8.40 36.85 0.00 100 47 PEAK	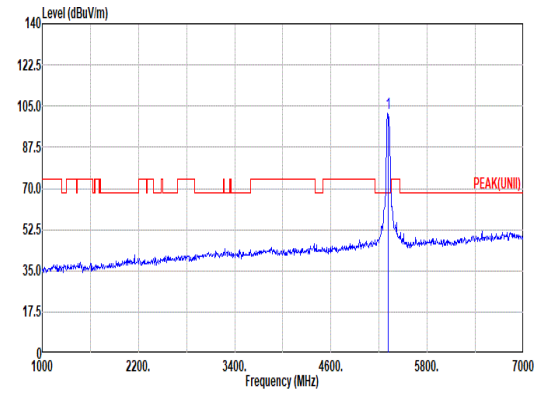 Site : 03CH15-HY Condition: PEAK(UNII) 3m 9120D-02294_240620 HORIZONTAL : RBW:1000.000kHz VBW:3000.000kHz SWT:Auto Freq Level Limit Line Margin Read Level Ant Factor Cable Loss Preamp Factor Aux Factor APos TPos Remark MHz dBuV/m dBuV/m dB dBuV dB/m dB dB dB cm deg 1 5310.00 102.17 ------ ------ 97.57 32.90 8.54 36.84 0.00 100 47 PEAK
Avg	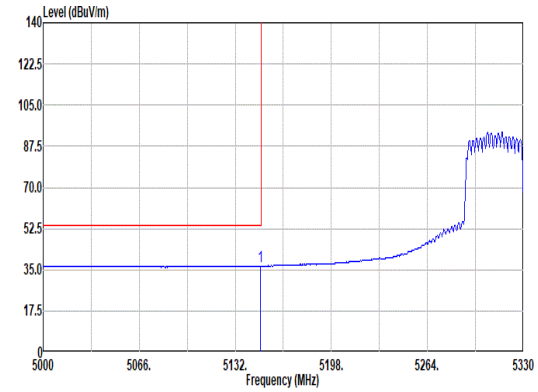 Site : 03CH15-HY Condition: AVG_BE_54 3m 9120D-02294_240620 HORIZONTAL : RBW:1000.000kHz VBW:0.010kHz SWT:Auto Freq Level Limit Line Margin Read Level Ant Factor Cable Loss Preamp Factor Aux Factor APos TPos Remark MHz dBuV/m dBuV/m dB dBuV dB/m dB dB dB cm deg 1 5149.16 36.68 54.00 -17.32 31.92 33.20 8.41 36.85 0.00 100 47 AVERAGE	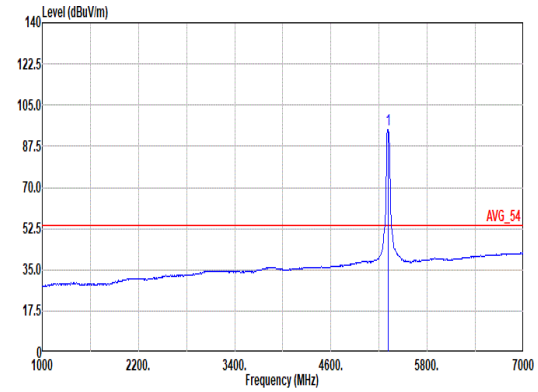 Site : 03CH15-HY Condition: AVG_54 3m 9120D-02294_240620 HORIZONTAL : RBW:1000.000kHz VBW:0.010kHz SWT:Auto Freq Level Limit Line Margin Read Level Ant Factor Cable Loss Preamp Factor Aux Factor APos TPos Remark MHz dBuV/m dBuV/m dB dBuV dB/m dB dB dB cm deg 1 5310.00 94.57 ------ ------ 89.96 32.90 8.54 36.83 0.00 100 47 AVERAGE

Mode	24	
	Band Edge - R	
	U-NII-2A_5.25-5.35_802.11be EHT40_CH62_5310MHz	
ANT	4+3	
Pol.	Horizontal	Fundamental
Peak	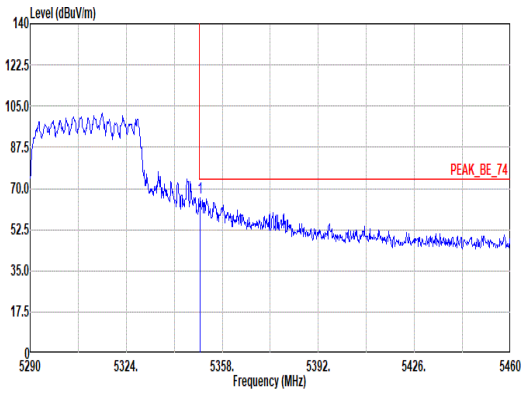 Site : 03CH15-HY Condition: PEAK_BE_74 3m 9120D-02294_240620 HORIZONTAL : RBW:1000.000kHz VBW:3000.000kHz SWT:Auto Limit Read Ant Cable Preamp Aux APos TPos Freq Level Line Margin Level Factor Loss Factor Factor Remark MHz dBuV/m dBuV/m dB dBuV dB/m dB dB dB cm deg 1 5350.18 66.25 74.00 -7.75 61.61 32.90 8.57 36.83 0.00 100 47 PEAK	Blank
Avg	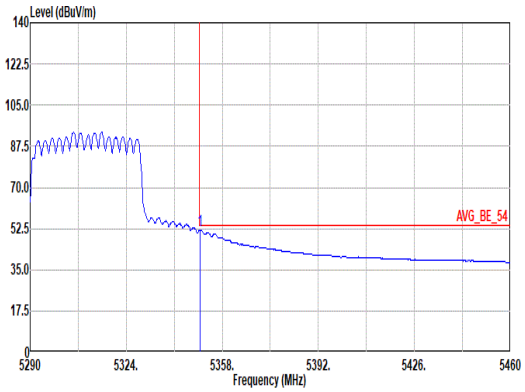 Site : 03CH15-HY Condition: AVG_BE_54 3m 9120D-02294_240620 HORIZONTAL : RBW:1000.000kHz VBW:0.010kHz SWT:Auto Limit Read Ant Cable Preamp Aux APos TPos Freq Level Line Margin Level Factor Loss Factor Factor Remark MHz dBuV/m dBuV/m dB dBuV dB/m dB dB dB cm deg 1 5350.18 51.98 54.00 -2.02 47.34 32.90 8.57 36.83 0.00 100 47 AVERAGE	Blank

Mode	24	
	Band Edge - L	
	U-NII-2A_5.25-5.35_802.11be EHT40_CH62_5310MHz	
ANT	4+3	
Pol.	Vertical	Fundamental
Peak	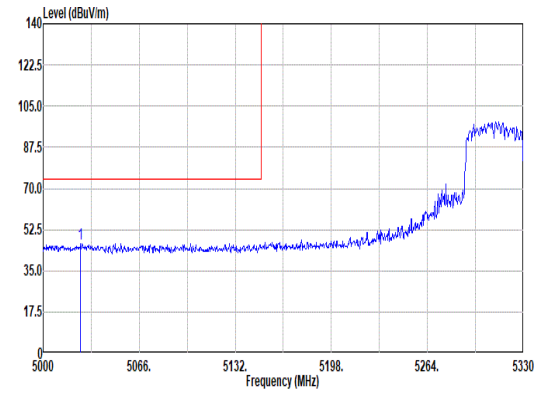 Site : 03CH15-HY Condition: PEAK_BE_74 3m 9120D-02294_240620 VERTICAL : RBW:1000.000kHz VBW:3000.000kHz SWT:Auto Freq Level Limit Line Margin Read Level Ant Factor Cable Loss Preamp Factor Aux Factor APos TPos Remark MHz dBuV/m dBuV/m dB dBuV dB/m dB dB dB cm deg 1 5025.74 46.64 74.00 -27.36 42.02 33.15 8.33 36.86 0.00 100 104 PEAK	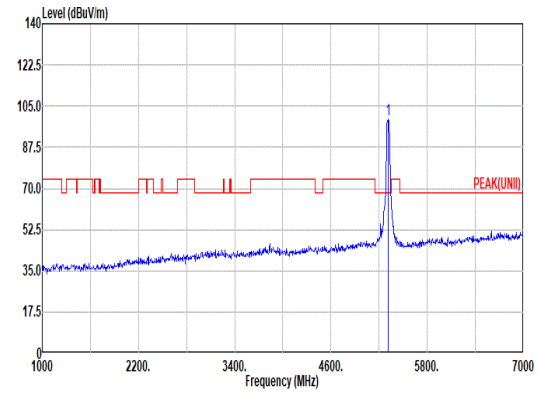 Site : 03CH15-HY Condition: PEAK(UNII) 3m 9120D-02294_240620 VERTICAL : RBW:1000.000kHz VBW:3000.000kHz SWT:Auto Freq Level Limit Line Margin Read Level Ant Factor Cable Loss Preamp Factor Aux Factor APos TPos Remark MHz dBuV/m dBuV/m dB dBuV dB/m dB dB dB cm deg 1 5310.00 99.11 ------ ------ 94.50 32.90 8.54 36.83 0.00 100 104 PEAK
Avg	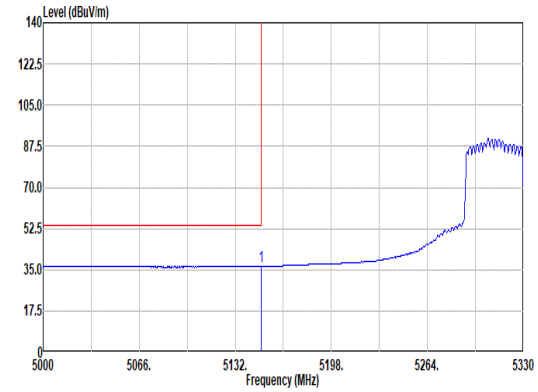 Site : 03CH15-HY Condition: AVG_BE_54 3m 9120D-02294_240620 VERTICAL : RBW:1000.000kHz VBW:0.010kHz SWT:Auto Freq Level Limit Line Margin Read Level Ant Factor Cable Loss Preamp Factor Aux Factor APos TPos Remark MHz dBuV/m dBuV/m dB dBuV dB/m dB dB dB cm deg 1 5149.82 36.60 54.00 -17.40 31.84 33.20 8.41 36.85 0.00 100 104 AVERAGE	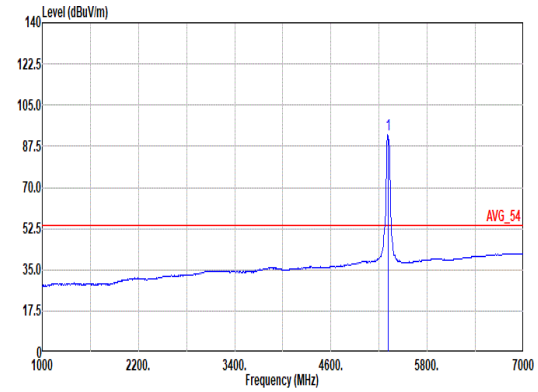 Site : 03CH15-HY Condition: AVG_54 3m 9120D-02294_240620 VERTICAL : RBW:1000.000kHz VBW:0.010kHz SWT:Auto Freq Level Limit Line Margin Read Level Ant Factor Cable Loss Preamp Factor Aux Factor APos TPos Remark MHz dBuV/m dBuV/m dB dBuV dB/m dB dB dB cm deg 1 5310.00 92.19 ------ ------ 87.59 32.90 8.54 36.84 0.00 100 104 AVERAGE

Mode	24	
	Band Edge - R	
	U-NII-2A_5.25-5.35_802.11be EHT40_CH62_5310MHz	
ANT	4+3	
Pol.	Vertical	Fundamental
Peak	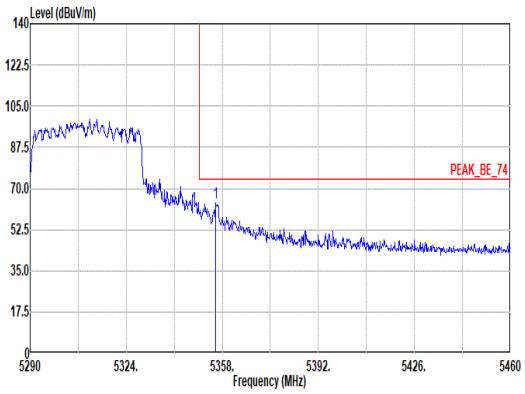 Site : 03CH15-HY Condition: PEAK_BE_74 3m 9120D-02294_240620 VERTICAL : RBW:1000.000kHz VBW:3000.000kHz SWT:Auto Limit Read Ant Cable Preamp Aux APos TPos Freq Level Line Margin Level Factor Loss Factor Factor Remark MHz dBuV/m dBuV/m dB dBuV dB/m dB dB dB cm deg 1 5355.62 63.76 74.00 -10.24 59.13 32.89 8.57 36.83 0.00 100 104 PEAK	Blank
Avg	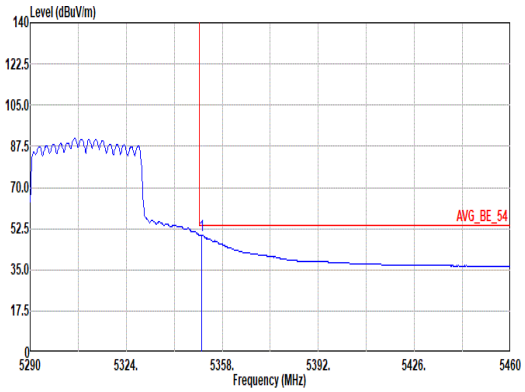 Site : 03CH15-HY Condition: AVG_BE_54 3m 9120D-02294_240620 VERTICAL : RBW:1000.000kHz VBW:0.010kHz SWT:Auto Limit Read Ant Cable Preamp Aux APos TPos Freq Level Line Margin Level Factor Loss Factor Factor Remark MHz dBuV/m dBuV/m dB dBuV dB/m dB dB dB cm deg 1 5350.69 49.80 54.00 -4.20 45.16 32.90 8.57 36.83 0.00 100 104 AVERAGE	Blank

Mode	24	
	Harmonic	
	U-NII-2A_5.25-5.35_802.11be EHT40_CH62_5310MHz	
ANT	4+3	
Pol.	Horizontal	Vertical
Peak Avg	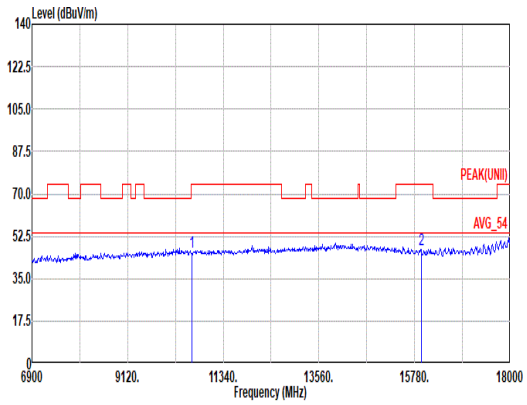 Site : 03CH15-HY Condition: PEAK(UNII) 3m 9120D-02294_240620 HORIZONTAL Mode : 24 Freq Level Limit Line Margin Read Level Ant Factor Cable Loss Preamp Factor Aux Factor APos TPos Remark MHz dBuV/m dBuV/m dB dBuV dB/m dB dB dB cm deg 1 10620.00 45.93 74.00 -28.07 51.93 39.00 12.08 57.97 0.89 -- -- PEAK 2 15930.00 47.07 74.00 -26.93 51.17 37.81 15.26 58.14 0.97 -- -- PEAK	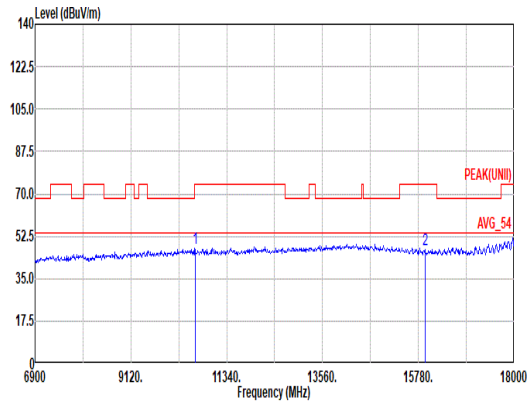 Site : 03CH15-HY Condition: PEAK(UNII) 3m 9120D-02294_240620 VERTICAL Mode : 24 Freq Level Limit Line Margin Read Level Ant Factor Cable Loss Preamp Factor Aux Factor APos TPos Remark MHz dBuV/m dBuV/m dB dBuV dB/m dB dB dB cm deg 1 10620.00 47.38 74.00 -26.62 53.38 39.00 12.08 57.97 0.89 -- -- PEAK 2 15930.00 46.77 74.00 -27.23 50.87 37.81 15.26 58.14 0.97 -- -- PEAK

Mode	24	
	Harmonic	
	U-NII-2A_5.25-5.35_802.11be EHT40_CH62_5310MHz	
ANT	4+3	
Pol.	Horizontal	Vertical
14.47G ~14.5G Avg	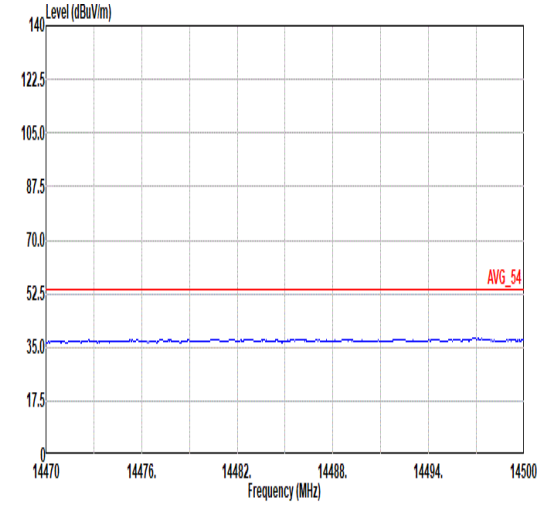 Site : 03CH15-HY Condition: AVG_54 3m 9120D-02294_240620 HORIZONTAL Mode : 24	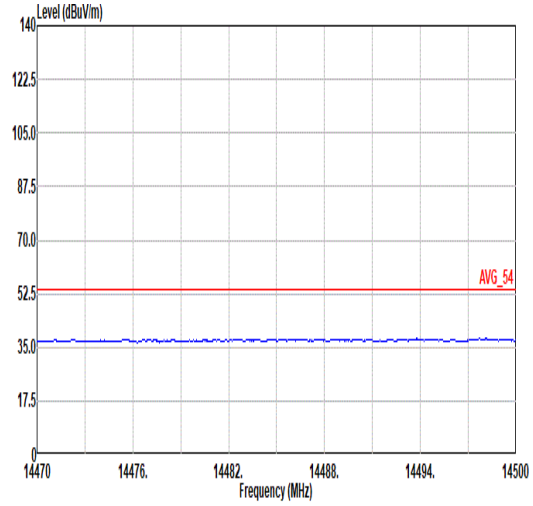 Site : 03CH15-HY Condition: AVG_54 3m 9120D-02294_240620 VERTICAL Mode : 24
17.7G ~18G Avg	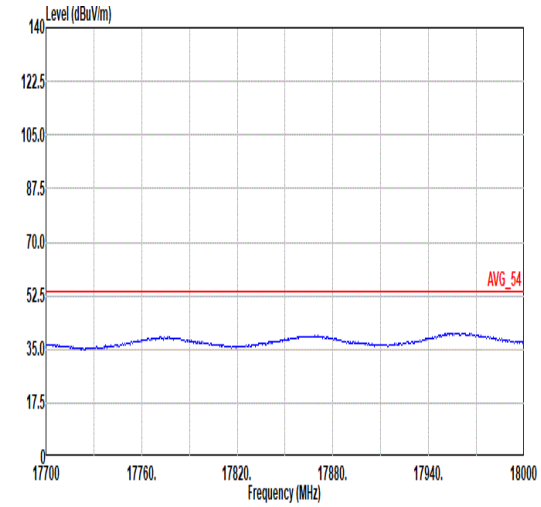 Site : 03CH15-HY Condition: AVG_54 3m 9120D-02294_240620 HORIZONTAL Mode : 24	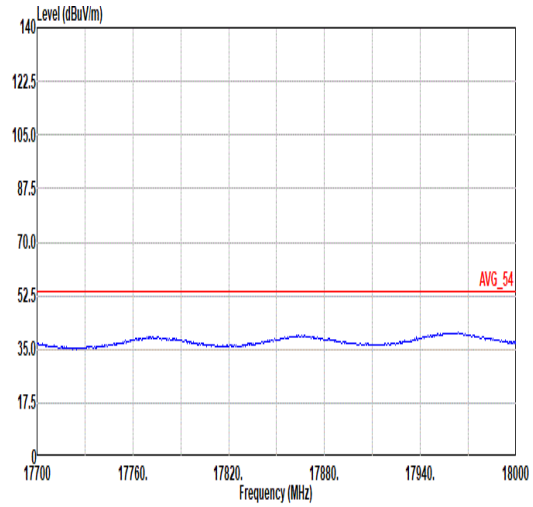 Site : 03CH15-HY Condition: AVG_54 3m 9120D-02294_240620 VERTICAL Mode : 24

Mode	25	
	Band Edge - L	
	U-NII-2A_5.25-5.35_802.11be EHT80_CH58_5290MHz	
ANT	4+3	
Pol.	Horizontal	Fundamental
Peak	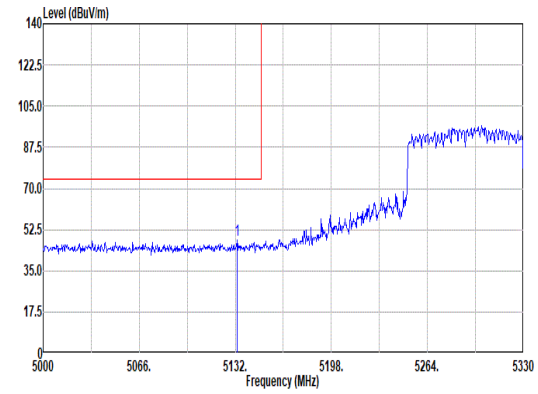 Site : 03CH15-HY Condition: PEAK_BE_74 3m 9120D-02294_240620 HORIZONTAL : RBW:1000.000kHz VBW:3000.000kHz SWT:Auto Freq Level Limit Line Margin Read Level Ant Factor Cable Loss Preamp Factor Aux Factor APos TPos Remark MHz dBuV/m dBuV/m dB dBuV dB/m dB dB dB cm deg 1 5133.32 48.09 74.00 -25.91 43.41 33.13 8.40 36.85 0.00 100 40 PEAK	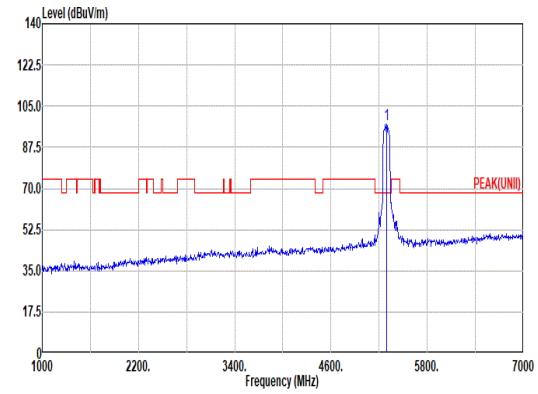 Site : 03CH15-HY Condition: PEAK(UNII) 3m 9120D-02294_240620 HORIZONTAL : RBW:1000.000kHz VBW:3000.000kHz SWT:Auto Freq Level Limit Line Margin Read Level Ant Factor Cable Loss Preamp Factor Aux Factor APos TPos Remark MHz dBuV/m dBuV/m dB dBuV dB/m dB dB dB cm deg 1 5290.00 97.00 ------ ------ 92.40 32.92 8.52 36.84 0.00 100 40 PEAK
Avg	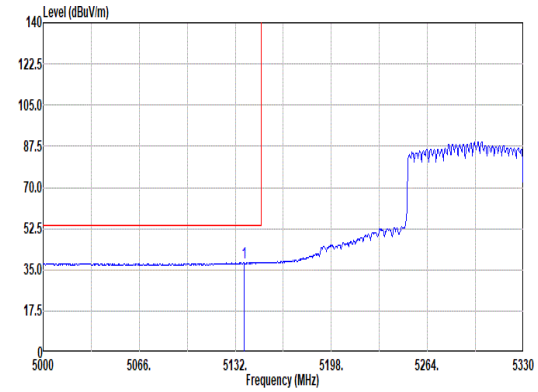 Site : 03CH15-HY Condition: AVG_BE_54 3m 9120D-02294_240620 HORIZONTAL : RBW:1000.000kHz VBW:1.500kHz SWT:Auto Freq Level Limit Line Margin Read Level Ant Factor Cable Loss Preamp Factor Aux Factor APos TPos Remark MHz dBuV/m dBuV/m dB dBuV dB/m dB dB dB cm deg 1 5138.27 38.09 54.00 -15.91 33.38 33.15 8.41 36.85 0.00 100 40 AVERAGE	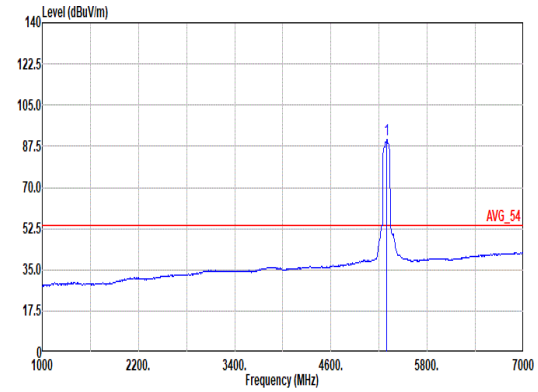 Site : 03CH15-HY Condition: AVG_54 3m 9120D-02294_240620 HORIZONTAL : RBW:1000.000kHz VBW:1.500kHz SWT:Auto Freq Level Limit Line Margin Read Level Ant Factor Cable Loss Preamp Factor Aux Factor APos TPos Remark MHz dBuV/m dBuV/m dB dBuV dB/m dB dB dB cm deg 1 5290.00 90.54 ------ ------ 85.95 32.90 8.53 36.84 0.00 100 40 AVERAGE

Mode	25	
	Band Edge - R	
	U-NII-2A_5.25-5.35_802.11be EHT80_CH58_5290MHz	
ANT	4+3	
Pol.	Horizontal	Fundamental
Peak	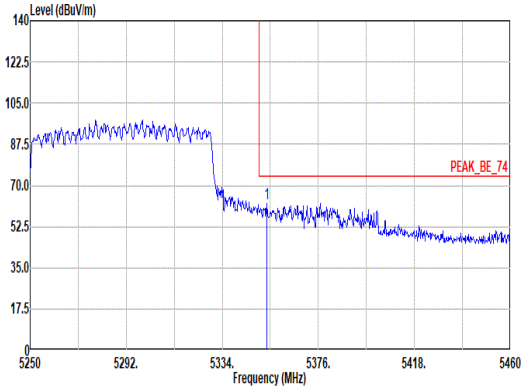 Site : 03CH15-HY Condition: PEAK_BE_74 3m 9120D-02294_240620 HORIZONTAL : RBW:1000.000kHz VBW:3000.000kHz SWT:Auto Limit Read Ant Cable Preamp Aux APos TPos Freq Level Line Margin Level Factor Loss Factor Factor Remark MHz dBuV/m dBuV/m dB dBuV dB/m dB dB dB cm deg 1 5353.32 62.55 74.00 -11.45 57.92 32.89 8.57 36.83 0.00 100 40 PEAK	Blank
Avg	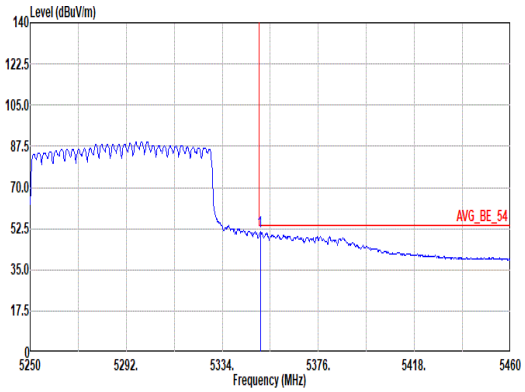 Site : 03CH15-HY Condition: AVG_BE_54 3m 9120D-02294_240620 HORIZONTAL : RBW:1000.000kHz VBW:1.500kHz SWT:Auto Limit Read Ant Cable Preamp Aux APos TPos Freq Level Line Margin Level Factor Loss Factor Factor Remark MHz dBuV/m dBuV/m dB dBuV dB/m dB dB dB cm deg 1 5350.59 51.10 54.00 -2.90 46.46 32.90 8.57 36.83 0.00 100 40 AVERAGE	Blank

Mode	25	
	Band Edge - L	
	U-NII-2A_5.25-5.35_802.11be EHT80_CH58_5290MHz	
ANT	4+3	
Pol.	Vertical	Fundamental
Peak	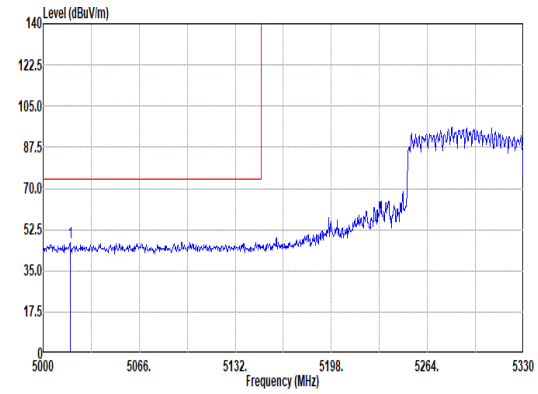 Site : 03CH15-HY Condition: PEAK_BE_74 3m 9120D-02294_240620 VERTICAL : RBW:1000.000kHz VBW:3000.000kHz SWT:Auto Freq Level Limit Line Margin Read Level Ant Factor Cable Loss Preamp Factor Aux Factor APos TPos Remark MHz dBuV/m dBuV/m dB dBuV dB/m dB dB dB cm deg 1 5018.48 47.14 74.00 -26.86 42.49 33.19 8.32 36.86 0.00 100 268 PEAK	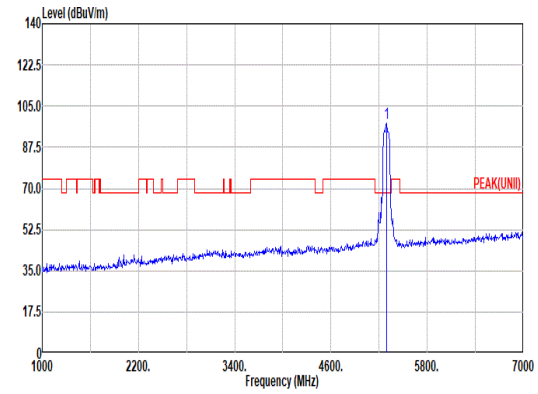 Site : 03CH15-HY Condition: PEAK(UNII) 3m 9120D-02294_240620 VERTICAL : RBW:1000.000kHz VBW:3000.000kHz SWT:Auto Freq Level Limit Line Margin Read Level Ant Factor Cable Loss Preamp Factor Aux Factor APos TPos Remark MHz dBuV/m dBuV/m dB dBuV dB/m dB dB dB cm deg 1 5290.00 97.77 ------ ------ 93.17 32.92 8.52 36.84 0.00 100 268 PEAK
Avg	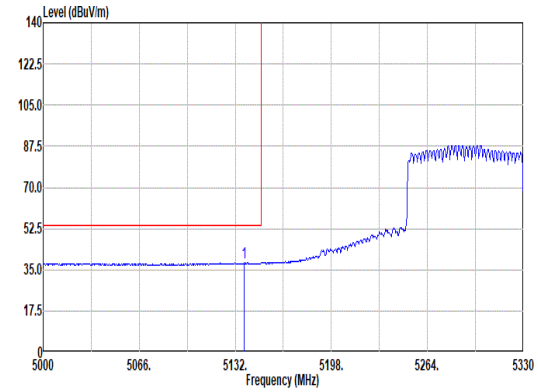 Site : 03CH15-HY Condition: AVG_BE_54 3m 9120D-02294_240620 VERTICAL : RBW:1000.000kHz VBW:1.500kHz SWT:Auto Freq Level Limit Line Margin Read Level Ant Factor Cable Loss Preamp Factor Aux Factor APos TPos Remark MHz dBuV/m dBuV/m dB dBuV dB/m dB dB dB cm deg 1 5137.94 37.91 54.00 -16.09 33.20 33.15 8.41 36.85 0.00 100 268 AVERAGE	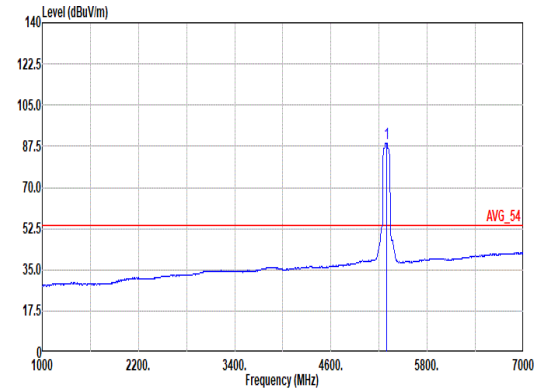 Site : 03CH15-HY Condition: AVG_54 3m 9120D-02294_240620 VERTICAL : RBW:1000.000kHz VBW:1.500kHz SWT:Auto Freq Level Limit Line Margin Read Level Ant Factor Cable Loss Preamp Factor Aux Factor APos TPos Remark MHz dBuV/m dBuV/m dB dBuV dB/m dB dB dB cm deg 1 5290.00 88.92 ------ ------ 84.31 32.94 8.51 36.84 0.00 100 268 AVERAGE

Mode	25	
	Band Edge - R	
	U-NII-2A_5.25-5.35_802.11be EHT80_CH58_5290MHz	
ANT	4+3	
Pol.	Vertical	Fundamental
Peak	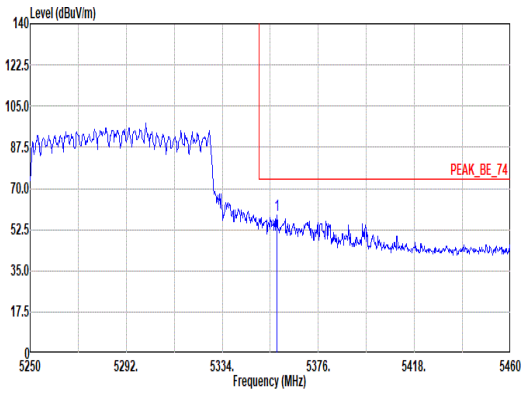 Site : 03CH15-HY Condition: PEAK_BE_74 3m 9120D-02294_240620 VERTICAL : RBW:1000.000kHz VBW:3000.000kHz SWT:Auto Limit Read Ant Cable Preamp Aux APos TPos Freq Level Line Margin Level Factor Loss Factor Factor Remark MHz dBuV/m dBuV/m dB dBuV dB/m dB dB dB cm deg 1 5357.94 58.83 74.00 -15.17 54.20 32.88 8.58 36.83 0.00 100 268 PEAK	Blank
Avg	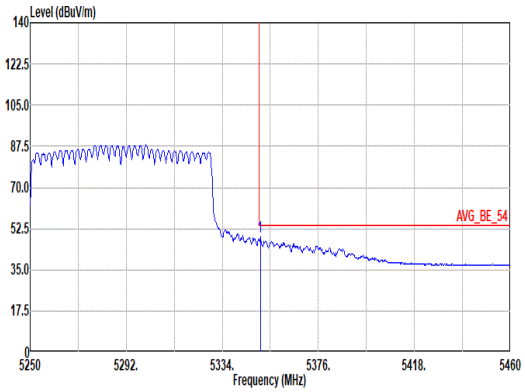 Site : 03CH15-HY Condition: AVG_BE_54 3m 9120D-02294_240620 VERTICAL : RBW:1000.000kHz VBW:1.500kHz SWT:Auto Limit Read Ant Cable Preamp Aux APos TPos Freq Level Line Margin Level Factor Loss Factor Factor Remark MHz dBuV/m dBuV/m dB dBuV dB/m dB dB dB cm deg 1 5350.59 49.29 54.00 -4.71 44.65 32.90 8.57 36.83 0.00 100 268 AVERAGE	Blank

Mode	25	
	Harmonic	
	U-NII-2A_5.25-5.35_802.11be EHT80_CH58_5290MHz	
ANT	4+3	
Pol.	Horizontal	Vertical
Peak Avg	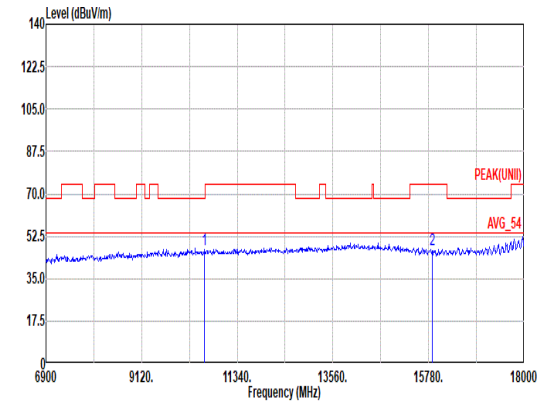 Site : 03CH15-HY Condition: PEAK(UNII) 3m 9120D-02294_240620 HORIZONTAL Mode : 25 Freq Level Limit Line Margin Read Level Ant Factor Cable Loss Preamp Factor Aux Factor APos TPos Remark MHz dBuV/m dBuV/m dB dBuV dB/m dB dB dB cm deg 1 10580.00 46.85 68.20 -21.35 52.95 38.92 12.06 57.97 0.89 -- -- PEAK 2 15870.00 46.98 74.00 -27.02 51.01 37.87 15.22 58.08 0.96 -- -- PEAK	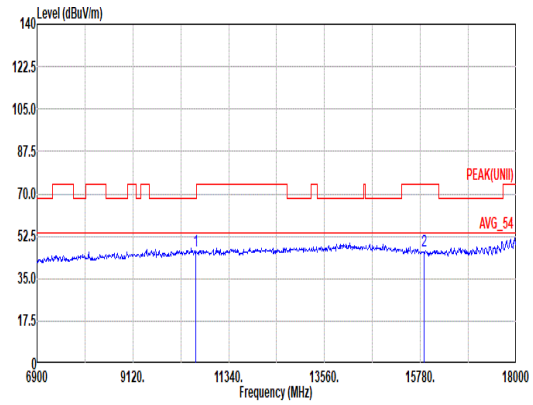 Site : 03CH15-HY Condition: PEAK(UNII) 3m 9120D-02294_240620 VERTICAL Mode : 25 Freq Level Limit Line Margin Read Level Ant Factor Cable Loss Preamp Factor Aux Factor APos TPos Remark MHz dBuV/m dBuV/m dB dBuV dB/m dB dB dB cm deg 1 10580.00 46.29 68.20 -21.91 52.39 38.92 12.06 57.97 0.89 -- -- PEAK 2 15870.00 46.46 74.00 -27.54 50.49 37.87 15.22 58.08 0.96 -- -- PEAK

Mode	25	
	Harmonic	
	U-NII-2A_5.25-5.35_802.11be EHT80_CH58_5290MHz	
ANT	4+3	
Pol.	Horizontal	Vertical
14.47G ~14.5G Avg	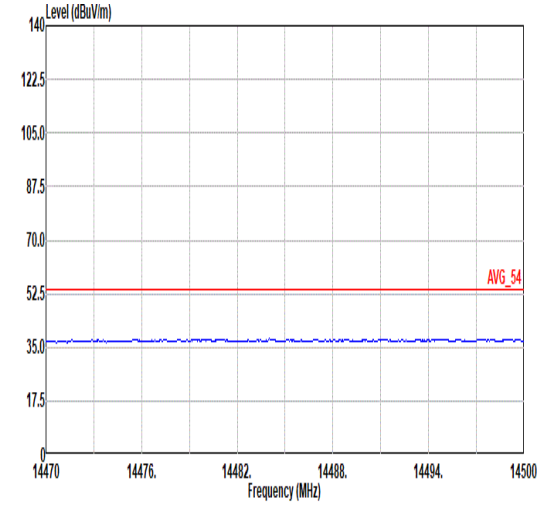 Site : 03CH15-HY Condition: AVG_54 3m 9120D-02294_240620 HORIZONTAL Mode : 25	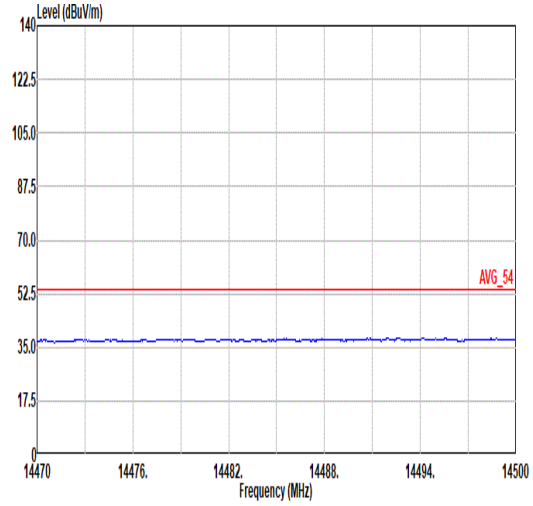 Site : 03CH15-HY Condition: AVG_54 3m 9120D-02294_240620 VERTICAL Mode : 25
17.7G ~18G Avg	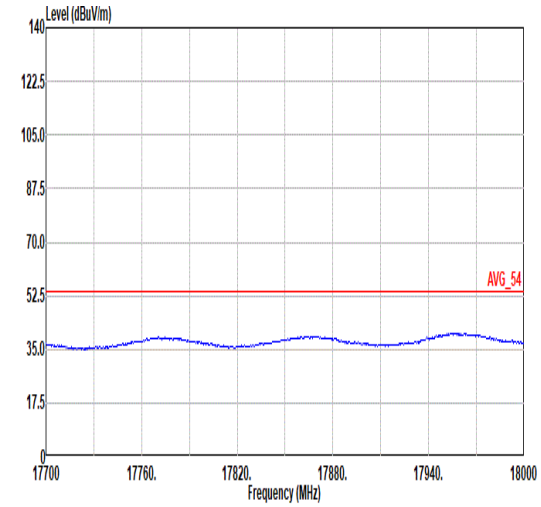 Site : 03CH15-HY Condition: AVG_54 3m 9120D-02294_240620 HORIZONTAL Mode : 25	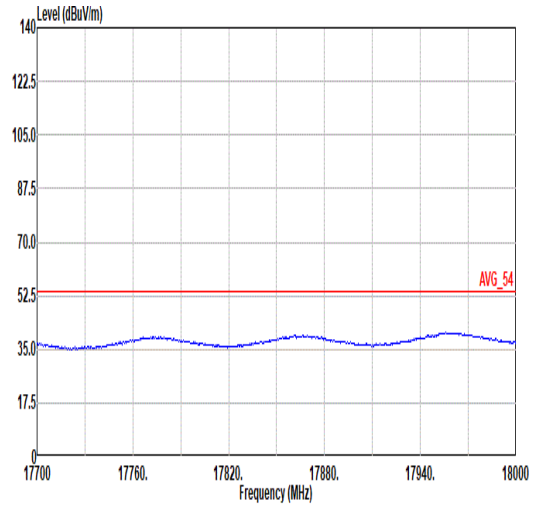 Site : 03CH15-HY Condition: AVG_54 3m 9120D-02294_240620 VERTICAL Mode : 25

Mode	26	
	Band Edge	
	U-NII-2C_5.47-5.725_802.11a_CH100_5500MHz	
ANT	4+3	
Pol.	Horizontal	Fundamental
Peak	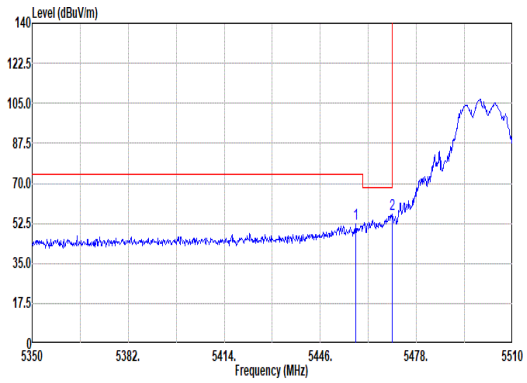 Site : 03CH15-HY Condition: PEAK_BE(UNII)_B3 3m 9120D-02294_240620 HORIZONTAL : RBW:1000.000kHz VBW:3000.000kHz SWT:Auto Freq Level Limit Line Margin Read Level Ant Factor Cable Loss Preamp Factor Aux Factor APos TPos Remark MHz dBuV/m dBuV/m dB dBuV dB/m dB dB dB cm deg 1 5457.68 52.15 74.00 -21.85 47.53 32.82 8.62 36.82 0.00 100 36 PEAK 2 5469.84 56.46 68.20 -11.74 51.82 32.84 8.62 36.82 0.00 100 36 PEAK	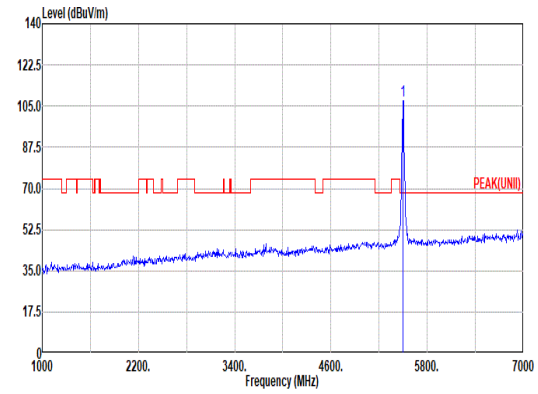 Site : 03CH15-HY Condition: PEAK(UNII) 3m 9120D-02294_240620 HORIZONTAL : RBW:1000.000kHz VBW:3000.000kHz SWT:Auto Freq Level Limit Line Margin Read Level Ant Factor Cable Loss Preamp Factor Aux Factor APos TPos Remark MHz dBuV/m dBuV/m dB dBuV dB/m dB dB dB cm deg 1 5500.00 107.25 ------ ------ 102.54 32.91 8.62 36.82 0.00 100 36 PEAK
Avg	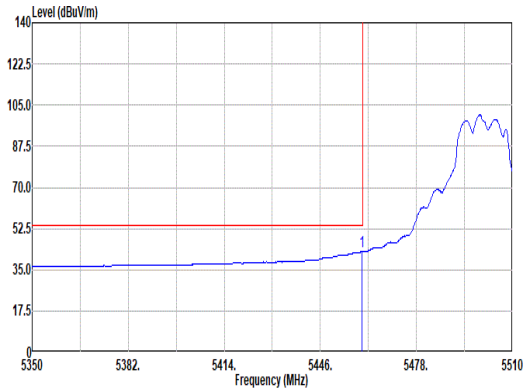 Site : 03CH15-HY Condition: AVG_BE(UNII)_B3 3m 9120D-02294_240620 HORIZONTAL : RBW:1000.000kHz VBW:0.010kHz SWT:Auto Freq Level Limit Line Margin Read Level Ant Factor Cable Loss Preamp Factor Aux Factor APos TPos Remark MHz dBuV/m dBuV/m dB dBuV dB/m dB dB dB cm deg 1 5459.76 42.61 54.00 -11.39 37.99 32.82 8.62 36.82 0.00 100 36 AVERAGE	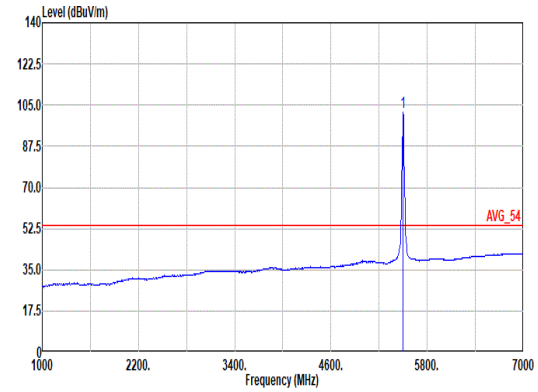 Site : 03CH15-HY Condition: AVG_54 3m 9120D-02294_240620 HORIZONTAL : RBW:1000.000kHz VBW:0.010kHz SWT:Auto Freq Level Limit Line Margin Read Level Ant Factor Cable Loss Preamp Factor Aux Factor APos TPos Remark MHz dBuV/m dBuV/m dB dBuV dB/m dB dB dB cm deg 1 5500.00 101.98 ------ ------ 97.28 32.90 8.62 36.82 0.00 100 36 AVERAGE

Mode	26	
	Band Edge	
	U-NII-2C_5.47-5.725_802.11a_CH100_5500MHz	
ANT	4+3	
Pol.	Vertical	Fundamental
Peak	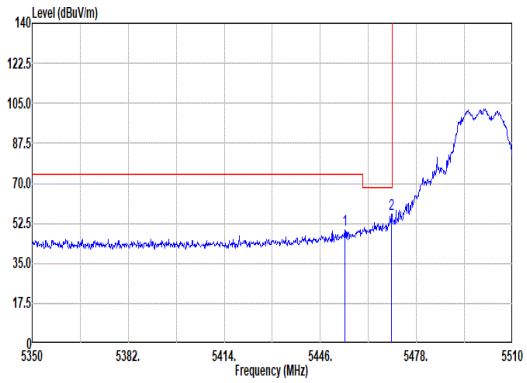 Site : 03CH15-HY Condition: PEAK_BE(UNII)_B3 3m 9120D-02294_240620 VERTICAL : RBW:1000.000kHz VBW:3000.000kHz SWT:Auto Freq Level Limit Line Margin Read Level Ant Factor Cable Loss Preamp Factor Aux Factor APos TPos Remark MHz dBuV/m dBuV/m dB dBuV dB/m dB dB dB cm deg 1 5454.16 49.53 74.00 -24.47 44.92 32.81 8.62 36.82 0.00 400 353 PEAK 2 5469.68 56.71 68.20 -11.49 52.07 32.84 8.62 36.82 0.00 400 353 PEAK	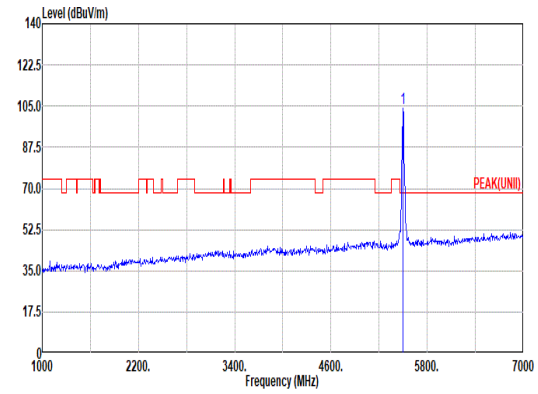 Site : 03CH15-HY Condition: PEAK(UNII) 3m 9120D-02294_240620 VERTICAL : RBW:1000.000kHz VBW:3000.000kHz SWT:Auto Freq Level Limit Line Margin Read Level Ant Factor Cable Loss Preamp Factor Aux Factor APos TPos Remark MHz dBuV/m dBuV/m dB dBuV dB/m dB dB dB cm deg 1 5500.00 104.09 ------ ------ 99.40 32.89 8.62 36.82 0.00 400 353 PEAK
Avg	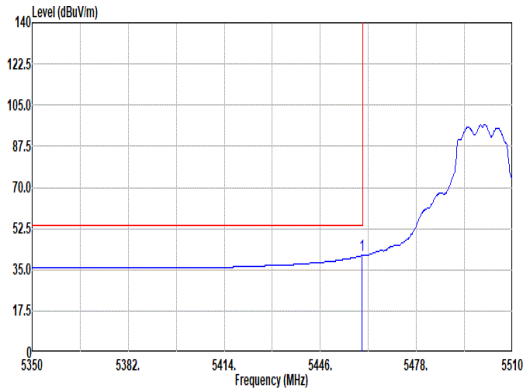 Site : 03CH15-HY Condition: AVG_BE(UNII)_B3 3m 9120D-02294_240620 VERTICAL : RBW:1000.000kHz VBW:0.010kHz SWT:Auto Freq Level Limit Line Margin Read Level Ant Factor Cable Loss Preamp Factor Aux Factor APos TPos Remark MHz dBuV/m dBuV/m dB dBuV dB/m dB dB dB cm deg 1 5459.92 41.14 54.00 -12.86 36.52 32.82 8.62 36.82 0.00 400 353 AVERAGE	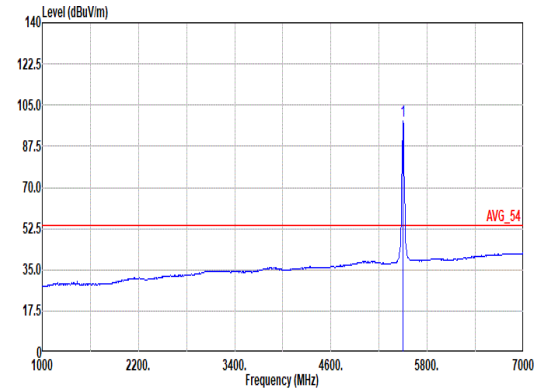 Site : 03CH15-HY Condition: AVG_54 3m 9120D-02294_240620 VERTICAL : RBW:1000.000kHz VBW:0.010kHz SWT:Auto Freq Level Limit Line Margin Read Level Ant Factor Cable Loss Preamp Factor Aux Factor APos TPos Remark MHz dBuV/m dBuV/m dB dBuV dB/m dB dB dB cm deg 1 5500.00 98.22 ------ ------ 93.52 32.90 8.62 36.82 0.00 400 353 AVERAGE

Mode	26	
	Harmonic	
	U-NII-2C_5.47-5.725_802.11a_CH100_5500MHz	
ANT	4+3	
Pol.	Horizontal	Vertical
Peak Avg	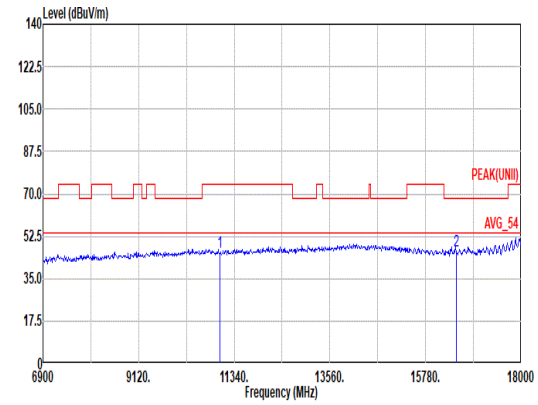 Site : 03CH15-HY Condition: PEAK(UNII) 3m 9120D-02294_240620 HORIZONTAL Freq Level Limit Line Margin Read Level Ant Factor Cable Loss Preamp Factor Aux Factor APos TPos Remark MHz dBuV/m dBuV/m dB dBuV dB/m dB dB dB cm deg 1 11000.00 45.80 74.00 -28.20 51.81 38.70 12.28 57.89 0.90 -- -- PEAK 2 16500.00 46.75 68.20 -21.45 50.50 38.30 15.32 58.34 0.97 -- -- PEAK	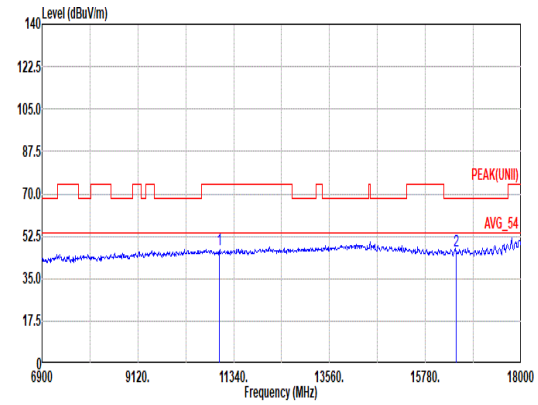 Site : 03CH15-HY Condition: PEAK(UNII) 3m 9120D-02294_240620 VERTICAL Freq Level Limit Line Margin Read Level Ant Factor Cable Loss Preamp Factor Aux Factor APos TPos Remark MHz dBuV/m dBuV/m dB dBuV dB/m dB dB dB cm deg 1 11000.00 46.90 74.00 -27.10 52.91 38.70 12.28 57.89 0.90 -- -- PEAK 2 16500.00 46.30 68.20 -21.90 50.05 38.30 15.32 58.34 0.97 -- -- PEAK

Mode	26	
	Harmonic	
	U-NII-2C_5.47-5.725_802.11a_CH100_5500MHz	
ANT	4+3	
Pol.	Horizontal	Vertical
14.47G ~14.5G Avg	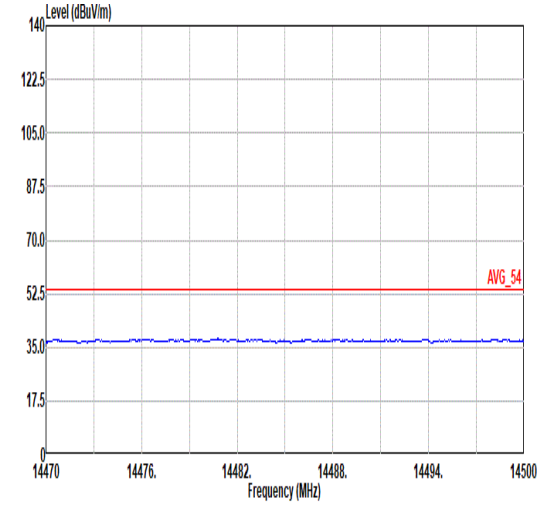 Site : 03CH15-HY Condition: AVG_54 3m 9120D-02294_240620 HORIZONTAL	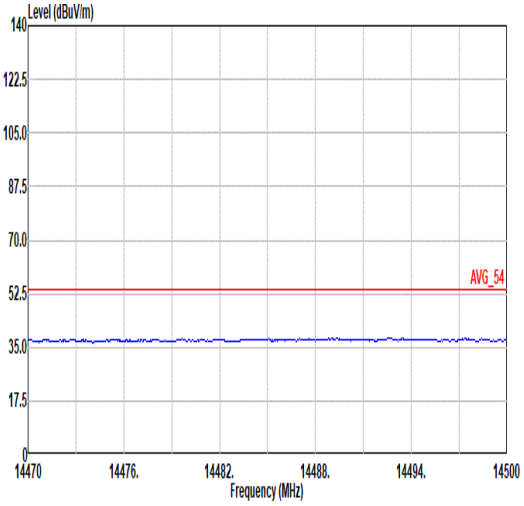 Site : 03CH15-HY Condition: AVG_54 3m 9120D-02294_240620 VERTICAL
17.7G ~18G Avg	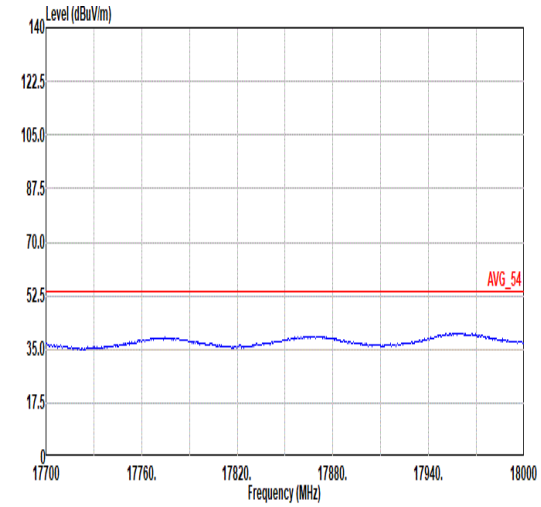 Site : 03CH15-HY Condition: AVG_54 3m 9120D-02294_240620 HORIZONTAL	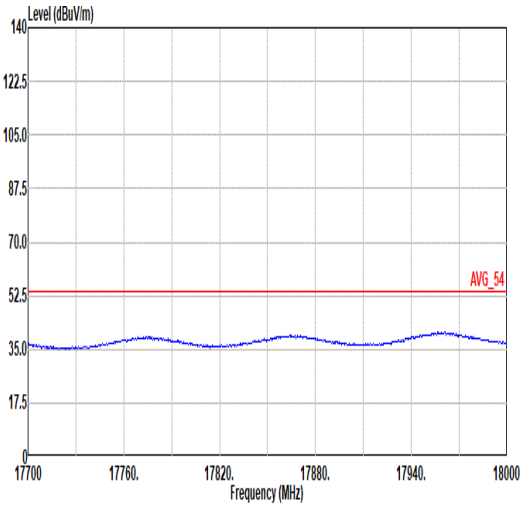 Site : 03CH15-HY Condition: AVG_54 3m 9120D-02294_240620 VERTICAL