



# FCC RADIO TEST REPORT

## BLUETOOTH BR

FCC ID : A4RGTF7P  
Equipment : Phone  
Model Name : GTF7P, G3Y12  
Applicant : Google LLC  
1600 Amphitheatre Parkway,  
Mountain View, California, 94043 USA  
Standard : FCC Part 15 Subpart C §15.247

The product was received on May 21, 2024 and testing was performed from May 25, 2024 to Aug. 17, 2024. We, Sporton International Inc. Wensan Laboratory, would like to declare that the tested sample has been evaluated in accordance with the test procedures and has been in compliance with the applicable technical standards.

The test results in this report apply exclusively to the tested model / sample. Without written approval from Sporton International Inc. Wensan Laboratory, the test report shall not be reproduced except in full.

*Louis Wu*

Approved by: Louis Wu

**Sporton International Inc. Wensan Laboratory**

No.58, Aly. 75, Ln. 564, Wenhua 3rd, Rd., Guishan Dist., Taoyuan City 333010, Taiwan (R.O.C.)



## Table of Contents

<b>History of this test report.....</b>	<b>3</b>
<b>Summary of Test Result.....</b>	<b>4</b>
<b>1 General Description.....</b>	<b>5</b>
1.1 Product Feature of Equipment Under Test.....	5
1.2 Modification of EUT .....	5
1.3 Testing Location .....	6
1.4 Applicable Standards.....	6
<b>2 Test Configuration of Equipment Under Test .....</b>	<b>7</b>
2.1 Carrier Frequency Channel .....	7
2.2 Test Mode.....	8
2.3 Connection Diagram of Test System.....	9
2.4 Support Unit used in test configuration and system .....	10
2.5 EUT Operation Test Setup .....	10
2.6 Measurement Results Explanation Example.....	10
<b>3 Test Result.....</b>	<b>11</b>
3.1 Number of Channel Measurement .....	11
3.2 Hopping Channel Separation Measurement .....	12
3.3 Dwell Time Measurement.....	13
3.4 20dB and 99% Bandwidth Measurement .....	14
3.5 Output Power Measurement.....	15
3.6 Conducted Band Edges Measurement.....	16
3.7 Conducted Spurious Emission Measurement .....	17
3.8 Radiated Band Edges and Spurious Emission Measurement .....	18
3.9 AC Conducted Emission Measurement.....	22
3.10 Antenna Requirements.....	24
<b>4 List of Measuring Equipment .....</b>	<b>25</b>
<b>5 Measurement Uncertainty .....</b>	<b>27</b>
<b>Appendix A. Conducted Test Results</b>	
<b>Appendix B. AC Conducted Emission Test Result</b>	
<b>Appendix C. Radiated Spurious Emission Test Data</b>	
<b>Appendix D. Duty Cycle Plots</b>	
<b>Appendix E. Spot Check Evaluation on GTF7P, G3Y12</b>	
<b>Appendix F. Setup Photographs</b>	



## History of this test report

Report No.	Version	Description	Issue Date
FR451607A	01	Initial issue of report	Nov. 01, 2024

## Summary of Test Result

Report Clause	Ref Std. Clause	Test Items	Result (PASS/FAIL)	Remark
3.1	15.247(a)(1)	Number of Channels	Pass	-
3.2	15.247(a)(1)	Hopping Channel Separation	Pass	-
3.3	15.247(a)(1)	Dwell Time of Each Channel	Pass	-
3.4	15.247(a)(1)	20dB Bandwidth	Pass	-
3.4	2.1049	99% Occupied Bandwidth	Pass	-
3.5	15.247(b)(1) 15.247(b)(4)	Peak Output Power	Pass	-
3.6	15.247(d)	Conducted Band Edges	Pass	-
3.7	15.247(d)	Conducted Spurious Emission	Pass	-
3.8	15.247(d)	Radiated Band Edges and Radiated Spurious Emission	Pass	6.94 dB under the limit at 41.64 MHz
3.9	15.207	AC Conducted Emission	Pass	13.04 dB under the limit at 0.17 MHz
3.10	15.203	Antenna Requirement	Pass	-

### Conformity Assessment Condition:

- ECR inquiry for data referencing from A4RGXQ96 has been approved by FCC. The ECR inquiry and the associated document are submitted in the confidential exhibit.
- A4RGTF7P is different from FCC ID: A4RGXQ96 (Reference model), in the following:
  - The only difference between A4RGXQ96 and A4RGTF7P are the WWAN support bands, which is controlled by software.
- All the test results are referenced from A4RGXQ96 (Sporton Test Report FR451606A), and spot check results to justify data referencing is presented in the Appendix E.
- The test results (PASS/FAIL) with all measurement uncertainty excluded are presented against the regulation limits or in accordance with the requirements stipulated by the applicant/manufacture who shall bear all the risks of non-compliance that may potentially occur if measurement uncertainty is taken into account.
- The measurement uncertainty please refer to each test result in the section "Measurement Uncertainty".

### Disclaimer:

- The product specifications of the EUT presented in the test report that may affect the test assessments are declared by the manufacturer who shall take full responsibility for the authenticity.
- The GTF7P and G3Y12 are 100% identical in Hardware / Software to each other, and only have different model names for marketing segmentation.

**Reviewed by: William Chen**  
**Report Producer: Mila Chen**

# 1 General Description

## 1.1 Product Feature of Equipment Under Test

Product Feature
<b>General Specs</b> GSM/WCDMA/LTE/5G NR, Bluetooth, BLE, BLE channel sounding, Wi-Fi 802.11ax, NFC, WPC Rx and GNSS.
<b>Antenna Type</b> Bluetooth: <b>&lt;Ant.3&gt;</b> : IFA Antenna <b>&lt;Ant.4&gt;</b> : IFA Antenna

EUT Information List	
S/N	Performed Test Item
44291JEBF05085	RF Conducted Measurement
46181JEBF10909	Radiated Spurious Emission
44291JEBF05116	Conducted Emission

Antenna information		
2400 MHz ~ 2483.5 MHz	Peak Gain (dBi)	Ant.3: 0.8 Ant.4: -4.4

**Remark:** The EUT's information above is declared by manufacturer. Please refer to Disclaimer in report summary.

## 1.2 Modification of EUT

No modifications made to the EUT during the testing.



### 1.3 Testing Location

<b>Test Site</b>	Sporton International Inc. EMC & Wireless Communications Laboratory
<b>Test Site Location</b>	No.52, Huaya 1st Rd., Guishan Dist., Taoyuan City 333, Taiwan (R.O.C.) TEL: +886-3-327-3456 FAX: +886-3-328-4978
<b>Test Site No.</b>	<b>Sporton Site No.</b>
	CO05-HY (TAF Code: 1190)
<b>Remark</b>	The Conducted Emission test item subcontracted to Sporton International Inc. EMC & Wireless Communications Laboratory.

**Note:** The test site complies with ANSI C63.4 2014 requirement.

<b>Test Site</b>	Sporton International Inc. Wensan Laboratory
<b>Test Site Location</b>	No.58, Aly. 75, Ln. 564, Wenhua 3rd, Rd., Guishan Dist., Taoyuan City 333010, Taiwan (R.O.C.) TEL: +886-3-327-0868 FAX: +886-3-327-0855
<b>Test Site No.</b>	<b>Sporton Site No.</b>
	TH05-HY, 03CH16-HY

**Note:** The test site complies with ANSI C63.4 2014 requirement.

FCC designation No.: TW1190 and TW3786

### 1.4 Applicable Standards

According to the specifications declared by the manufacturer, the EUT must comply with the requirements of the following standards:

- ♦ FCC Part 15 Subpart C §15.247
- ♦ FCC KDB Publication No. 558074 D01 15.247 Meas Guidance v05r02
- ♦ FCC KDB 414788 D01 Radiated Test Site v01r01
- ♦ ANSI C63.10-2013

**Remark:**

1. All the test items were validated and recorded in accordance with the standards without any modification during the testing.
2. The TAF code is not including all the FCC KDB listed without accreditation.

## 2 Test Configuration of Equipment Under Test

### 2.1 Carrier Frequency Channel

Frequency Band	Channel	Freq. (MHz)	Channel	Freq. (MHz)	Channel	Freq. (MHz)
2400-2483.5 MHz	0	2402	27	2429	54	2456
	1	2403	28	2430	55	2457
	2	2404	29	2431	56	2458
	3	2405	30	2432	57	2459
	4	2406	31	2433	58	2460
	5	2407	32	2434	59	2461
	6	2408	33	2435	60	2462
	7	2409	34	2436	61	2463
	8	2410	35	2437	62	2464
	9	2411	36	2438	63	2465
	10	2412	37	2439	64	2466
	11	2413	38	2440	65	2467
	12	2414	39	2441	66	2468
	13	2415	40	2442	67	2469
	14	2416	41	2443	68	2470
	15	2417	42	2444	69	2471
	16	2418	43	2445	70	2472
	17	2419	44	2446	71	2473
	18	2420	45	2447	72	2474
	19	2421	46	2448	73	2475
	20	2422	47	2449	74	2476
	21	2423	48	2450	75	2477
	22	2424	49	2451	76	2478
	23	2425	50	2452	77	2479
	24	2426	51	2453	78	2480
	25	2427	52	2454	-	-
	26	2428	53	2455	-	-

## 2.2 Test Mode

- a. The EUT has been associated with peripherals and configuration operated in a manner tended to maximize its emission characteristics in a typical application. Frequency range investigated: conduction emission (150 kHz to 30 MHz), radiation emission (9 kHz to the 10th harmonic of the highest fundamental frequency or to 40 GHz, whichever is lower). For radiated measurement, the measured emission level of the EUT was maximized by rotating the EUT on a turntable, adjusting the orientation of the EUT and EUT antenna in three orthogonal axis (X: flat, Y: portrait, Z: landscape) and accessory (Adapter or Earphone), and adjusting the measurement antenna orientation, following C63.10 exploratory test procedures and find Y Plane with Adapter for <Ant. 3>, Z Plane with Adapter for <Ant. 4> as worst plane.
- b. AC power line Conducted Emission was tested under maximum output power.

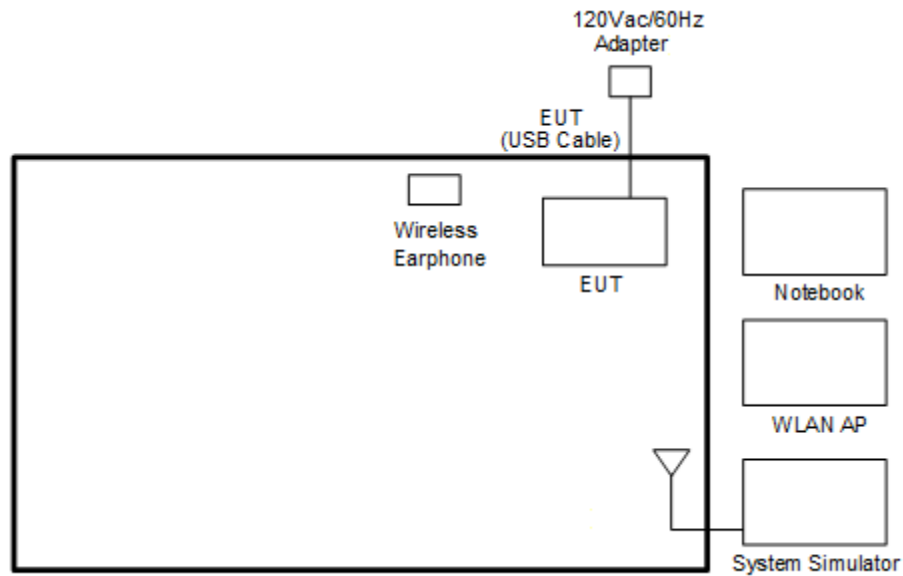
The following summary table is showing all test modes to demonstrate in compliance with the standard.

Summary table of Test Cases	
Test Item	Data Rate / Modulation
Conducted Test Cases	Bluetooth BR 1Mbps GFSK
	Mode 1: CH00_2402 MHz
	Mode 2: CH39_2441 MHz
	Mode 3: CH78_2480 MHz
Radiated Test Cases	Bluetooth BR 1Mbps GFSK
	Mode 1: CH00_2402 MHz
	Mode 2: CH39_2441 MHz
	Mode 3: CH78_2480 MHz
AC Conducted Emission	Mode 1 :LTE Band 13 Idle + WLAN (2.4GHz) Link + Bluetooth Idle + USB cable 1 (Charging from AC Adapter) + Battery < 50% + Google Meet (Front Camera)
<b>Remark:</b> <ol style="list-style-type: none"> <li>For Radiated Test Cases, the tests were performed with USB Cable 2.</li> <li>During the preliminary test, both charging modes (Adapter mode and WPC Rx mode) were verified. It is determined that the adaptor mode is the worst case for official test.</li> </ol>	

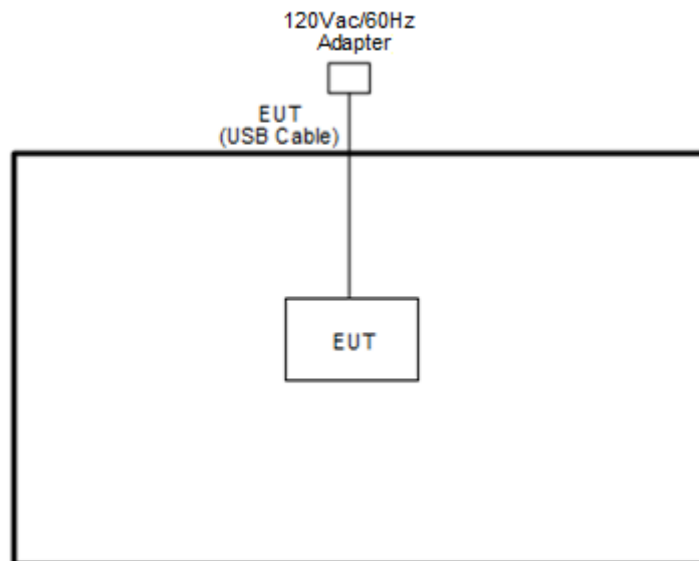


## 2.3 Connection Diagram of Test System

### <AC Conducted Emission Mode>



### <Bluetooth Tx Mode>



## 2.4 Support Unit used in test configuration and system

Item	Equipment	Brand Name	Model Name	FCC ID	Data Cable	Power Cord
1.	System Simulator	Anritsu	MT8820C	N/A	N/A	Unshielded,1.8m
2.	WLAN AP	ASUS	GT-AXE11000	FCC DoC	N/A	Unshielded,1.8m
3.	Notebook	Dell	Latitude 3420	FCC DoC	N/A	AC I/P: Unshielded, 1.2 m DC O/P: Shielded, 1.8 m
4.	Wireless Earphone	N/A	G1007/G1008	A4RG1007/ A4RG1008	N/A	N/A
5.	GPS Station	Pendulum	GSG-54	N/A	N/A	Unshielded,1.8m
6.	Adapter	N/A	GW8L7	N/A	N/A	N/A

## 2.5 EUT Operation Test Setup

The RF test items, utility “BT DUT Ver 03-04-24” for FHSS was installed in Notebook which was programmed in order to make the EUT get into the engineering modes to provide channel selection, power level, data rate and the application type and for continuous transmitting signals.

## 2.6 Measurement Results Explanation Example

**For all conducted test items:**

The offset level is set in the spectrum analyzer to compensate the RF cable loss and attenuator factor between EUT conducted output port and spectrum analyzer. With the offset compensation, the spectrum analyzer reading level is exactly the EUT RF output level.

Example:

The spectrum analyzer offset is derived from RF cable loss and attenuator factor.

*Offset = RF cable loss + attenuator factor.*

Following shows an offset computation example with cable loss 4.2 dB and 10 dB attenuator.

$$\begin{aligned}
 \text{Offset(dB)} &= \text{RF cable loss(dB)} + \text{attenuator factor(dB)}. \\
 &= 4.2 + 10 = 14.2 \text{ (dB)}
 \end{aligned}$$

### 3 Test Result

#### 3.1 Number of Channel Measurement

##### 3.1.1 Limits of Number of Hopping Frequency

Frequency hopping systems in the 2400-2483.5 MHz band shall use at least 15 channels.

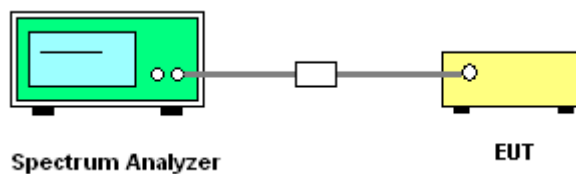
##### 3.1.2 Measuring Instruments

Please refer to the measuring equipment list in this test report.

##### 3.1.3 Test Procedure

1. The testing follows ANSI C63.10-2013 clause 7.8.3.
2. The RF output of EUT is connected to the spectrum analyzer by RF cable and attenuator. The path loss is compensated to the results for each measurement.
3. Set the maximum power setting and enable the EUT to transmit continuously.
4. Enable the EUT hopping function.
5. Use the following spectrum analyzer settings: Span = the frequency band of operation;  
RBW = 300 kHz; VBW  $\geq$  RBW; Sweep = auto; Detector function = peak; Trace = max hold.
6. The number of hopping frequency used is defined as the number of total channel.
7. Record the measurement data derived from spectrum analyzer.

##### 3.1.4 Test Setup



##### 3.1.5 Test Result of Number of Hopping Frequency

Please refer to Appendix A.

## 3.2 Hopping Channel Separation Measurement

### 3.2.1 Limit of Hopping Channel Separation

Frequency hopping systems operating in the 2400-2483.5 MHz band may have hopping channel carrier frequencies that are separated by 25 kHz or two-thirds of the 20 dB bandwidth of the hopping channel, whichever is greater.

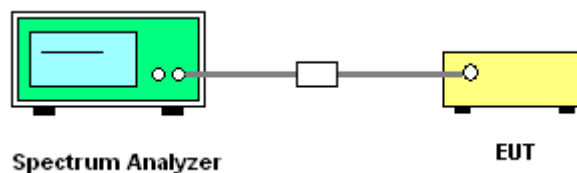
### 3.2.2 Measuring Instruments

Please refer to the measuring equipment list in this test report.

### 3.2.3 Test Procedures

1. The testing follows ANSI C63.10-2013 clause 7.8.2.
2. The RF output of EUT is connected to the spectrum analyzer by RF cable and attenuator. The path loss is compensated to the results for each measurement.
3. Set the maximum power setting and enable the EUT to transmit continuously.
4. Enable the EUT hopping function.
5. Use the following spectrum analyzer settings:  
Span = wide enough to capture the peaks of two adjacent channels;  
RBW = 300 kHz; VBW  $\geq$  RBW; Sweep = auto; Detector function = peak; Trace = max hold.
6. Measure and record the results in the test report.

### 3.2.4 Test Setup



### 3.2.5 Test Result of Hopping Channel Separation

Please refer to Appendix A.

### 3.3 Dwell Time Measurement

#### 3.3.1 Limit of Dwell Time

The average time of occupancy on any channel shall not be greater than 0.4 seconds within a period of 0.4 seconds multiplied by the number of hopping channels employed.

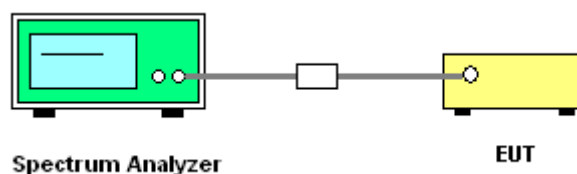
#### 3.3.2 Measuring Instruments

Please refer to the measuring equipment list in this test report.

#### 3.3.3 Test Procedures

1. The testing follows ANSI C63.10-2013 clause 7.8.4.
2. The RF output of EUT is connected to the spectrum analyzer by RF cable and attenuator. The path loss is compensated to the results for each measurement.
3. Set the maximum power setting and enable the EUT to transmit continuously.
4. Enable the EUT hopping function.
5. Use the following spectrum analyzer settings: Span = zero span, centered on a hopping channel; RBW = 1 MHz; VBW  $\geq$  RBW; Sweep = as necessary to capture the entire dwell time per hopping channel; Detector function = peak; Trace = max hold.
6. Measure and record the results in the test report.

#### 3.3.4 Test Setup



#### 3.3.5 Test Result of Dwell Time

Please refer to Appendix A.

### 3.4 20dB and 99% Bandwidth Measurement

#### 3.4.1 Limit of 20dB and 99% Bandwidth

Reporting only

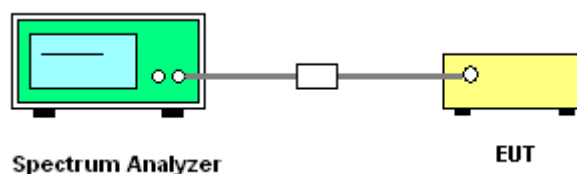
#### 3.4.2 Measuring Instruments

Please refer to the measuring equipment list in this test report.

#### 3.4.3 Test Procedures

1. The testing follows ANSI C63.10-2013 clause 6.9.2 and 6.9.3.
2. The RF output of EUT is connected to the spectrum analyzer by RF cable and attenuator. The path loss is compensated to the results for each measurement.
3. Set the maximum power setting and enable the EUT to transmit continuously.
4. Use the following spectrum analyzer settings for 20 dB Bandwidth measurement.  
Span = approximately 2 to 5 times the 20 dB bandwidth, centered on a hopping channel;  
RBW  $\geq$  1% of the 20 dB bandwidth; VBW  $\geq$  RBW; Sweep = auto; Detector function = peak;  
Trace = max hold.
5. Use the following spectrum analyzer settings for 99 % Bandwidth measurement.  
Span = approximately 1.5 to 5 times the 99% bandwidth, centered on a hopping channel;  
RBW  $\geq$  1-5% of the 99% bandwidth; VBW  $\geq$  3 \* RBW; Sweep = auto; Detector function = peak;  
Trace = max hold.
6. Measure and record the results in the test report.

#### 3.4.4 Test Setup



#### 3.4.5 Test Result of 20dB Bandwidth

Please refer to Appendix A.

#### 3.4.6 Test Result of 99% Occupied Bandwidth

Please refer to Appendix A.

## **3.5 Output Power Measurement**

### **3.5.1 Limit of Output Power**

The maximum peak conducted output power of the intentional radiator shall not exceed the following:  
For frequency hopping systems operating in the 2400-2483.5 MHz band employing at least 75 non-overlapping hopping channels, and all frequency hopping systems in the 5725-5850 MHz band: 1 watt. For all other frequency hopping systems in the 2400-2483.5 MHz band 0.125 watts.  
If directional gain of transmitting antennas is greater than 6 dBi, the power shall be reduced by the same level in dB comparing to gain minus 6 dBi.

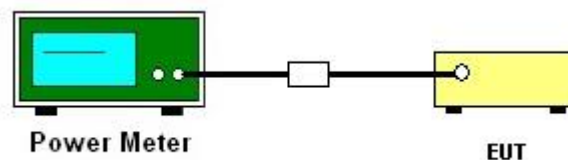
### **3.5.2 Measuring Instruments**

Please refer to the measuring equipment list in this test report.

### **3.5.3 Test Procedures**

1. The testing follows ANSI C63.10-2013 clause 7.8.5.
2. The RF output of EUT is connected to the power meter by RF cable and attenuator. The path loss is compensated to the results for each measurement.
3. Set the maximum power setting and enable the EUT to transmit continuously.
4. Measure the conducted output power with cable loss and record the results in the test report.
5. Measure and record the results in the test report.

### **3.5.4 Test Setup**



### **3.5.5 Test Result of Peak Output Power**

Please refer to Appendix A.

### **3.5.6 Test Result of Average Output Power (Reporting Only)**

Please refer to Appendix A.

## 3.6 Conducted Band Edges Measurement

### 3.6.1 Limit of Band Edges

In any 100 kHz bandwidth outside the intentional radiation frequency band, the radio frequency power shall be at least 20 dB below the highest level of the radiated power. In addition, radiated emissions which fall in the restricted bands must also comply with the radiated emission limits.

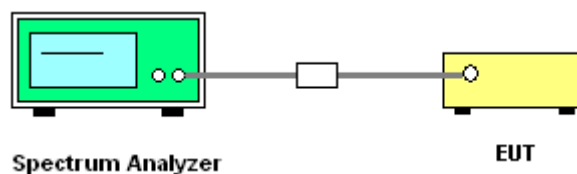
### 3.6.2 Measuring Instruments

Please refer to the measuring equipment list in this test report.

### 3.6.3 Test Procedures

1. The testing follows ANSI C63.10-2013 clause 7.8.6.
2. Set the maximum power setting and enable the EUT to transmit continuously.
3. Set RBW = 100 kHz, VBW = 300 kHz. Band edge emissions must be at least 20 dB down from the highest emission level within the authorized band as measured with a 100 kHz RBW. The attenuation shall be 30 dB instead of 20 dB when RMS conducted output power procedure is used.
4. Enable hopping function of the EUT and then repeat step 2 and 3.
5. Measure and record the results in the test report.

### 3.6.4 Test Setup



### 3.6.5 Test Result of Conducted Band Edges

Please refer to Appendix A.

### 3.6.6 Test Result of Conducted Hopping Mode Band Edges

Please refer to Appendix A.



## 3.7 Conducted Spurious Emission Measurement

### 3.7.1 Limit of Spurious Emission Measurement

In any 100 kHz bandwidth outside the intentional radiation frequency band, the radio frequency power shall be at least 20 dB below the highest level of the radiated power. In addition, radiated emissions which fall in the restricted bands must also comply with the radiated emission limits.

### 3.7.2 Measuring Instruments

Please refer to the measuring equipment list in this test report.

### 3.7.3 Test Procedure

1. The testing follows ANSI C63.10-2013 clause 7.8.8.
2. The RF output of EUT is connected to the spectrum analyzer by RF cable and attenuator. The path loss is compensated to the results for each measurement.
3. Set the maximum power setting and enable the EUT to transmit continuously.
4. Set RBW = 100 kHz, VBW = 300 kHz, scan up through 10th harmonic. All harmonics / spurious must be at least 20 dB down from the highest emission level within the authorized band as measured with a 100 kHz RBW.
5. Measure and record the results in the test report.
6. The RF fundamental frequency should be excluded against the limit line in the operating frequency band.

### 3.7.4 Test Setup



### 3.7.5 Test Result of Conducted Spurious Emission

Please refer to Appendix A.

### 3.8 Radiated Band Edges and Spurious Emission Measurement

#### 3.8.1 Limit of Radiated Band Edges and Spurious Emission

In any 100 kHz bandwidth outside the intentional radiator frequency band, all harmonics / spurious must be at least 20 dB below the highest emission level within the authorized band. In addition, radiated emissions which fall in the restricted bands must also comply with the limits as below.

Frequency (MHz)	Field Strength (microvolts/meter)	Measurement Distance (meters)
0.009 – 0.490	2400/F(kHz)	300
0.490 – 1.705	24000/F(kHz)	30
1.705 – 30.0	30	30
30 – 88	100	3
88 – 216	150	3
216 - 960	200	3
Above 960	500	3

#### 3.8.2 Measuring Instruments

Please refer to the measuring equipment list in this test report.

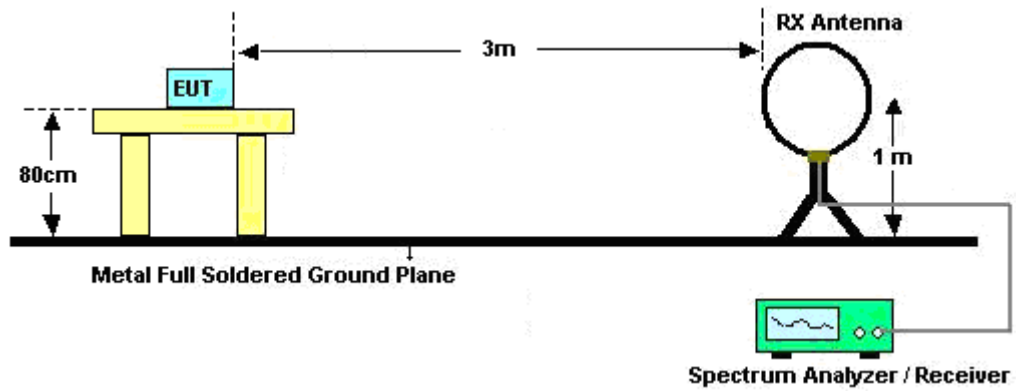
### 3.8.3 Test Procedures

1. The EUT is placed on a turntable with 0.8 meter for frequency below 1 GHz and 1.5 meter for frequency above 1 GHz respectively above ground.
2. The EUT is set 3 meters away from the receiving antenna, which is mounted on the top of a variable height antenna tower.
3. For each suspected emission, the EUT is arranged to its worst case and then tune the Antenna tower (from 1 m to 4 m) and turntable (from 0 degree to 360 degrees) to find the maximum reading. A pre-amp and a high pass filter are used for the test in order to get better signal level to comply with the guidelines.
4. Set the maximum power setting and enable the EUT to transmit continuously.
5. Use the following spectrum analyzer settings:
  - (1) Span shall wide enough to fully capture the emission being measured;
  - (2) Set RBW = 100 kHz for  $f < 1$  GHz, RBW = 1 MHz for  $f > 1$  GHz ; VBW  $\geq$  RBW; Sweep = auto; Detector function = peak; Trace = max hold for peak
  - (3) For average measurement: use duty cycle correction factor method per 15.35(c).  
Duty cycle = On time/100 milliseconds  
On time =  $N_1 \cdot L_1 + N_2 \cdot L_2 + \dots + N_{n-1} \cdot L_{n-1} + N_n \cdot L_n$   
Where  $N_1$  is number of type 1 pulses,  $L_1$  is length of type 1 pulses, etc.  
Average Emission Level = Peak Emission Level +  $20 \cdot \log(\text{Duty cycle})$
6. Corrected Reading: Antenna Factor + Cable Loss + Read Level - Preamp Factor = Level
7. Radiated testing below 1 GHz is performed by adjusting the antenna tower from 1 m to 4 m and by rotating the turn table from 0 degree to 360 degrees to find the peak maximum hold reading. When there is no suspected emission found and the emission level is with at least 6 dB margin against QP limit line, the position is marked as “-”.
8. Radiated testing above 1 GHz is performed by adjusting the antenna tower from 1 m to 4 m and by rotating the turn table from 0 degree to 360 degrees to find the peak maximum hold reading for scanning all frequencies. When there is no suspected emission found and the harmonic emission level is with at least 6 dB margin against average limit line, the position is marked as “-”.

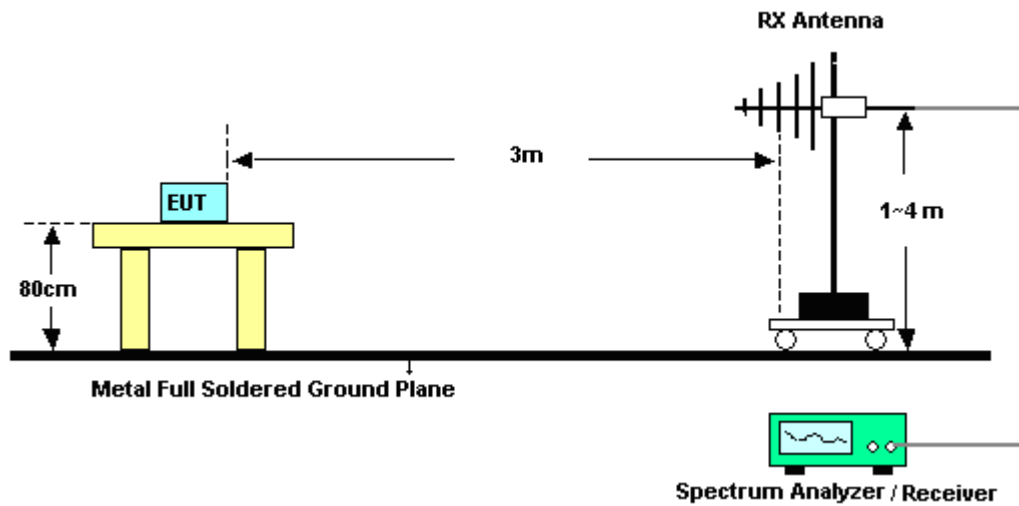
Note: The average levels are calculated from the peak level corrected with duty cycle correction factor (-24.76dB) derived from  $20 \log(\text{dwell time}/100\text{ms})$ . This correction is only for signals that hop with the fundamental signal, such as band-edge and harmonic. Other spurious signals that are independent of the hopping signal would not use this correction.

### 3.8.4 Test Setup

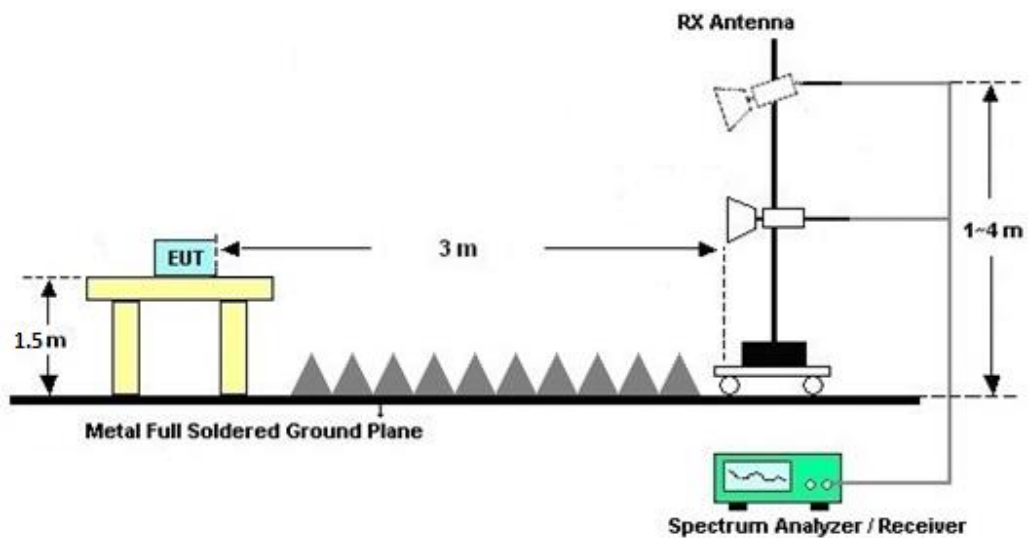
For radiated test below 30MHz



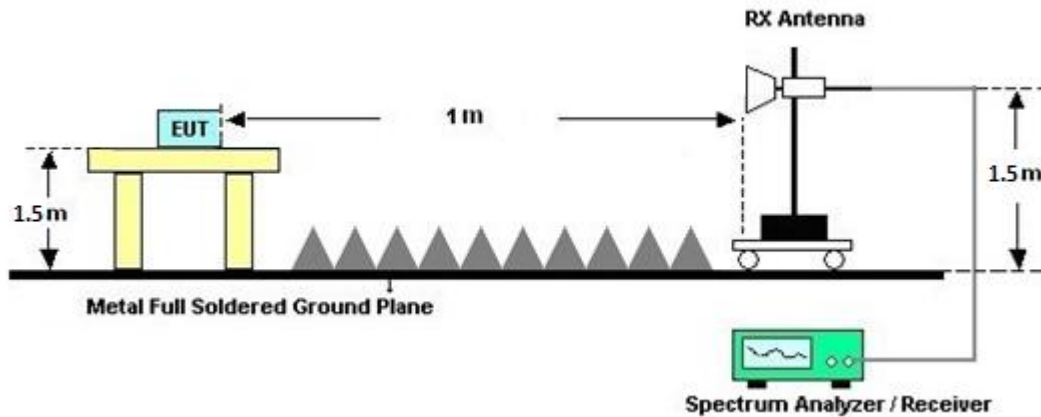
For radiated test from 30MHz to 1GHz



For radiated test from 1GHz to 18GHz



For radiated test above 18GHz



### 3.8.5 Test Results of Radiated Spurious Emissions (9 kHz ~ 30 MHz)

The low frequency, which starts from 9 kHz to 30 MHz, is pre-scanned and the result which is 20 dB lower than the limit line is not reported.

There is adequate comparison measurement of both open-field test site and alternative test site - semi-Anechoic chamber according to 414788 D01 Radiated Test Site v01r01, and the result comes out very similar.

### 3.8.6 Test Result of Radiated Spurious at Band Edges

Please refer to Appendix C.

### 3.8.7 Duty Cycle

Please refer to Appendix D.

### 3.8.8 Test Result of Radiated Spurious Emission (30MHz ~ 10<sup>th</sup> Harmonic)

Please refer to Appendix C.

### 3.9 AC Conducted Emission Measurement

#### 3.9.1 Limit of AC Conducted Emission

For equipment that is designed to be connected to the public utility (AC) power line, the radio frequency voltage that is conducted back onto the AC power line on any frequency or frequencies within the band 150 kHz to 30 MHz shall not exceed the limits in the following table.

Frequency of emission (MHz)	Conducted limit (dB $\mu$ V)	
	Quasi-peak	Average
0.15-0.5	66 to 56*	56 to 46*
0.5-5	56	46
5-30	60	50

\*Decreases with the logarithm of the frequency.

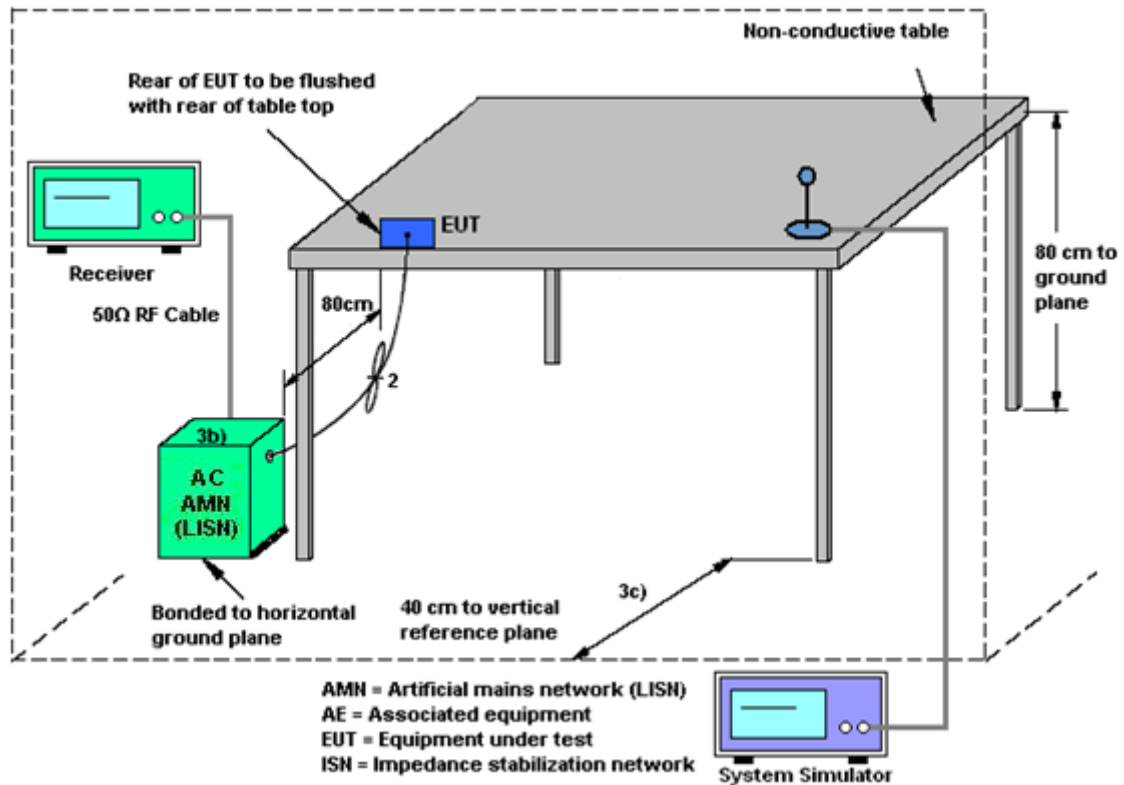
#### 3.9.2 Measuring Instruments

Please refer to the measuring equipment list in this test report.

#### 3.9.3 Test Procedures

1. The EUT is placed 0.4 meter away from the conducting wall of the shielding room, and is kept at least 80 centimeters from any other grounded conducting surface.
2. Connect EUT to the power mains through a line impedance stabilization network (LISN).
3. All the support units are connecting to the other LISN.
4. The LISN provides 50 ohm coupling impedance for the measuring instrument.
5. The FCC states that a 50 ohm, 50 microhenry LISN shall be used.
6. Both Line and Neutral shall be tested in order to find out the maximum conducted emission.
7. The frequency range from 150 kHz to 30 MHz is scanned.
8. Set the test-receiver system to Peak Detect Function and specified bandwidth (IF Bandwidth = 9 kHz) with Maximum Hold Mode. Then measurement is also conducted by Average Detector and Quasi-Peak Detector Function respectively.

### 3.9.4 Test Setup



### 3.9.5 Test Result of AC Conducted Emission

Please refer to Appendix B.



## **3.10 Antenna Requirements**

### **3.10.1 Standard Applicable**

An intentional radiator shall be designed to ensure that no antenna other than that furnished by the responsible party shall be used with the device. The use of a permanently attached antenna or of an antenna that uses a unique coupling to the intentional radiator shall be considered sufficient to comply with the provisions of this section. The manufacturer may design the unit so that a broken antenna can be replaced by the user, but the use of a standard antenna jack or electrical connector is prohibited. This requirement does not apply to carrier current devices or to devices operated under the provisions of § 15.211, 15.213, 15.217, 15.219, 15.221, or § 15.236. Further, this requirement does not apply to intentional radiators that must be professionally installed, such as perimeter protection systems and some field disturbance sensors, or to other intentional radiators which, in accordance with § 15.31(d), must be measured at the installation site. However, the installer shall be responsible for ensuring that the proper antenna is employed so that the limits in this part are not exceeded.

### **3.10.2 Antenna Anti-Replacement Construction**

b) Unique (non-standard) antenna connector.

(3) Use of a standard connector is also allowed if the connector is within the transmitter enclosure and can only be accessed by disassembly of the transmitter, where such disassembly is not normally required. The user manual must not show that user has access to the connector.





## 4 List of Measuring Equipment

Instrument	Brand Name	Model No.	Serial No.	Characteristics	Calibration Date	Test Date	Due Date	Remark
Loop Antenna	Rohde & Schwarz	HFH2-Z2	100488	9 kHz~30 MHz	Sep. 12, 2023	Jun. 06, 2024~ Aug. 17, 2024	Sep. 11, 2024	Radiation (03CH16-HY)
Bilog Antenna	TESEQ	CBL 6111D & 00802N1D01N -06	47020 & 06	30MHz to 1GHz	Oct. 07, 2023	Jun. 06, 2024~ Aug. 17, 2024	Oct. 06, 2024	Radiation (03CH16-HY)
Horn Antenna	SCHWARZBE CK	BBHA 9120 D	9120D-1522	1G~18GHz	Mar. 28, 2024	Jun. 06, 2024~ Aug. 17, 2024	Mar. 27, 2025	Radiation (03CH16-HY)
SHF-EHF Horn Antenna	SCHWARZBE CK	BBHA9170	00993	18GHz~40GHz	Nov. 24, 2023	Jun. 06, 2024~ Aug. 17, 2024	Nov. 23, 2024	Radiation (03CH16-HY)
EMI Test Receiver	Keysight	N9038A(MXE)	MY57290111	3Hz~26.5GHz	Dec. 04, 2023	Jun. 06, 2024~ Aug. 17, 2024	Dec. 03, 2024	Radiation (03CH16-HY)
Amplifier	SONOMA	310N	371607	9kHz~1GHz	Jul. 03, 2023	Jun. 06, 2024~ Jul. 01, 2024	Jul. 02, 2024	Radiation (03CH16-HY)
Amplifier	SONOMA	310N	371607	9kHz~1GHz	Jul. 02, 2024	Jul. 02, 2024~ Aug. 17, 2024	Jul. 01, 2025	Radiation (03CH16-HY)
Preamplifier	Keysight	83017A	MY53270264	1GHz~26.5GHz	Dec. 07, 2023	Jun. 06, 2024~ Aug. 17, 2024	Dec. 06, 2024	Radiation (03CH16-HY)
Preamplifier	EMEC	EM1G18G	060812	1GHz~18GHz	Dec. 25, 2023	Jun. 06, 2024~ Aug. 17, 2024	Dec. 24, 2024	Radiation (03CH16-HY)
Preamplifier	EMEC	EM18G40G	060872	18GHz~40GHz	Sep. 06, 2023	Jun. 06, 2024~ Aug. 17, 2024	Sep. 05, 2024	Radiation (03CH16-HY)
Filter	Wainwright	WLK4-1000-15 30-8000-40SS	SN17	1.53GHz Low Pass Filter	Jan. 15, 2024	Jun. 06, 2024~ Aug. 17, 2024	Jan. 14, 2025	Radiation (03CH16-HY)
Filter	Wainwright	WHKX12-2700 -3000-18000-6 0ST	SN3	3GHz High Pass Filter	Jun. 29, 2023	Jun. 06, 2024~ Jun. 27, 2024	Jun. 28, 2024	Radiation (03CH16-HY)
Filter	Wainwright	WHKX12-2700 -3000-18000-6 0ST	SN3	3GHz High Pass Filter	Jun. 28, 2024	Jun. 28, 2024~ Aug. 17, 2024	Jun. 27, 2025	Radiation (03CH16-HY)
RF Cable	HUBER + SUHNER	SUCOFLEX 102	803951/2	9kHz~30MHz	Mar. 06, 2024	Jun. 06, 2024~ Aug. 17, 2024	Mar. 05, 2025	Radiation (03CH16-HY)
RF Cable	HUBER + SUHNER	SUCOFLEX 102/SUCOFLE X 104	EC-A5-300-5 757,805935/4 ,802434/4	30MHz~18GHz	Aug. 08, 2023	Jun. 06, 2024~ Aug. 06, 2024	Aug. 07, 2024	Radiation (03CH16-HY)
RF Cable	HUBER + SUHNER	SUCOFLEX 102/SUCOFLE X 104	EC-A5-300-5 757,805935/4 ,802434/4	30MHz~18GHz	Aug. 07, 2024	Aug. 07, 2024~ Aug. 17, 2024	Aug. 06, 2025	Radiation (03CH16-HY)
RF Cable	HUBER + SUHNER	SUCOFLEX 102	804011/2,804 012/2	18G~40GHz	Jan. 02, 2024	Jun. 06, 2024~ Aug. 17, 2024	Jan. 01, 2025	Radiation (03CH16-HY)
Software	Audix	E3 230621 V9	RK-002393	N/A	N/A	Jun. 06, 2024~ Aug. 17, 2024	N/A	Radiation (03CH16-HY)
Controller	ChainTek	3000-1	N/A	Control Turn table & Ant Mast	N/A	Jun. 06, 2024~ Aug. 17, 2024	N/A	Radiation (03CH16-HY)
Antenna Mast	ChainTek	MBS-520-1	N/A	1m~4m	N/A	Jun. 06, 2024~ Aug. 17, 2024	N/A	Radiation (03CH16-HY)
Turn Table	ChainTek	T-200-S-1	N/A	0~360 Degree	N/A	Jun. 06, 2024~ Aug. 17, 2024	N/A	Radiation (03CH16-HY)



Instrument	Brand Name	Model No.	Serial No.	Characteristics	Calibration Date	Test Date	Due Date	Remark
AC Power Source	ChainTek	APC-1000W	N/A	N/A	N/A	Aug. 07, 2024	N/A	Conduction (CO05-HY)
EMI Test Receiver	Rohde & Schwarz	ESR3	102388	9kHz~3.6GHz	Dec. 06, 2023	Aug. 07, 2024	Dec. 05, 2024	Conduction (CO05-HY)
Hygrometer	Testo	608-H1	34913912	N/A	Oct. 26, 2023	Aug. 07, 2024	Oct. 25, 2024	Conduction (CO05-HY)
LISN	Rohde & Schwarz	ENV216	100081	9kHz~30MHz	Nov. 22, 2023	Aug. 07, 2024	Nov. 21, 2024	Conduction (CO05-HY)
Software	Rohde & Schwarz	EMC32	N/A	N/A	N/A	Aug. 07, 2024	N/A	Conduction (CO05-HY)
Pulse Limiter	SCHWARZBECK	VTSD 9561-F N	00691	N/A	Jul. 30, 2024	Aug. 07, 2024	Jul. 29, 2025	Conduction (CO05-HY)
LISN Cable	MVE	RG-400	260260	N/A	Dec. 28, 2023	Aug. 07, 2024	Dec. 27, 2024	Conduction (CO05-HY)
Hygrometer	TECPEL	DTM-303A	TP201996	N/A	Nov. 07, 2023	May 25, 2024~ Jul. 31, 2024	Nov. 06, 2024	Conducted (TH05-HY)
Power Meter	Agilent	E4416A	GB41292344	N/A	Jul. 12, 2023	May 25, 2024~ Jun. 25, 2024	Jul. 11, 2024	Conducted (TH05-HY)
Power Sensor	Agilent	E9327A	US40441548	50MHz~18GHz	Jul. 12, 2023	May 25, 2024~ Jun. 25, 2024	Jul. 11, 2024	Conducted (TH05-HY)
Power Meter	Agilent	E4416A	GB41292344	N/A	Jun. 26, 2024	Jun. 26, 2024~ Jul. 31, 2024	Jun. 25, 2025	Conducted (TH05-HY)
Power Sensor	Agilent	E9327A	US40441548	50MHz~18GHz	Jun. 26, 2024	Jun. 26, 2024~ Jul. 31, 2024	Jun. 25, 2025	Conducted (TH05-HY)
Signal Analyzer	Rohde & Schwarz	FSV40	101566	10Hz~40GHz	Aug. 23, 2023	May 25, 2024~ Jul. 31, 2024	Aug. 22, 2024	Conducted (TH05-HY)



## 5 Measurement Uncertainty

### Uncertainty of Conducted Emission Measurement (150 kHz ~ 30 MHz)

Measuring Uncertainty for a Level of Confidence of 95% ( $U = 2Uc(y)$ )	3.50 dB
--	---------

### Uncertainty of Radiated Emission Measurement (30 MHz ~ 1000 MHz)

Measuring Uncertainty for a Level of Confidence of 95% ( $U = 2Uc(y)$ )	6.50 dB
--	---------

### Uncertainty of Radiated Emission Measurement (1000 MHz ~ 6000 MHz)

Measuring Uncertainty for a Level of Confidence of 95% ( $U = 2Uc(y)$ )	4.50 dB
--	---------

### Uncertainty of Radiated Emission Measurement (6000 MHz ~ 18000 MHz)

Measuring Uncertainty for a Level of Confidence of 95% ( $U = 2Uc(y)$ )	4.50 dB
--	---------

### Uncertainty of Radiated Emission Measurement (18000 MHz ~ 40000 MHz)

Measuring Uncertainty for a Level of Confidence of 95% ( $U = 2Uc(y)$ )	5.50 dB
--	---------

**Appendix A. Test Result of Conducted Test Items**

Test Engineer:	Hank Hsu	Temperature:	21~25	°C
Test Date:	2024/5/25~2024/7/31	Relative Humidity:	51~54	%

&lt;Ant. 3&gt;

**TEST RESULTS DATA****20dB and 99% Occupied Bandwidth and Hopping Channel Separation**

Mod.	Data Rate	N <sub>TX</sub>	CH.	Freq. (MHz)	20dB BW (MHz)	99% Bandwidth (MHz)	Hopping Channel Separation Measurement (MHz)	Hopping Channel Separation Measurement Limit (MHz)	Pass/Fail
DH	1Mbps	1	00	2402	1.034	0.953	0.999	0.6893	Pass
DH	1Mbps	1	39	2441	1.030	0.949	0.994	0.6868	Pass
DH	1Mbps	1	78	2480	1.031	0.951	0.994	0.6876	Pass

**TEST RESULTS DATA****Dwell Time**

Mod.	Hopping Channel Number Rate	Hops Over Occupancy Time (hops)	Package Transfer Time (msec)	Dwell Time (sec)	Limits (sec)	Pass/Fail
DH5	79	106.670	2.90	0.31	0.4	Pass
DH5 (AFH)	20	53.330	2.90	0.15	0.4	Pass

**TEST RESULTS DATA****Peak Power Table**

DH	CH.	N <sub>TX</sub>	Peak Power (dBm)	Power Limit (dBm)	Test Result
DH1	00	1	18.52	20.97	Pass
	39	1	18.49	20.97	Pass
	78	1	20.10	20.97	Pass

**TEST RESULTS DATA****Average Power Table**  
**(Reporting Only)**

DH	CH.	N <sub>TX</sub>	Average Power (dBm)	Duty Factor (dB)
DH1	00	1	18.29	5.17
	39	1	18.29	5.17
	78	1	19.79	5.17

**TEST RESULTS DATA****Number of Hopping Frequency**

Number of Hopping (Channel)	Adaptive Frequency Hopping (Channel)	Limits (Channel)	Pass/Fail
79	20	> 15	Pass

&lt;Ant. 4&gt;

**TEST RESULTS DATA****20dB and 99% Occupied Bandwidth and Hopping Channel Separation**

Mod.	Data Rate	N <sub>TX</sub>	CH.	Freq. (MHz)	20dB BW (MHz)	99% Bandwidth (MHz)	Hopping Channel Separation Measurement (MHz)	Hopping Channel Separation Measurement Limit (MHz)	Pass/Fail
DH	1Mbps	1	00	2402	1.029	0.953	1.003	0.6860	Pass
DH	1Mbps	1	39	2441	1.031	0.951	0.999	0.6870	Pass
DH	1Mbps	1	78	2480	1.030	0.951	0.999	0.6866	Pass

**TEST RESULTS DATA****Dwell Time**

Mod.	Hopping Channel Number Rate	Hops Over Occupancy Time (hops)	Package Transfer Time (msec)	Dwell Time (sec)	Limits (sec)	Pass/Fail
DH5	79	106.670	2.90	0.31	0.4	Pass
DH5 (AFH)	20	53.330	2.90	0.15	0.4	Pass

**TEST RESULTS DATA****Peak Power Table**

DH	CH.	N <sub>TX</sub>	Peak Power (dBm)	Power Limit (dBm)	Test Result
DH1	00	1	20.01	20.97	Pass
	39	1	20.69	20.97	Pass
	78	1	19.68	20.97	Pass

**TEST RESULTS DATA****Average Power Table**  
**(Reporting Only)**

DH	CH.	N <sub>TX</sub>	Average Power (dBm)	Duty Factor (dB)
DH1	00	1	19.69	5.13
	39	1	20.21	5.13
	78	1	19.48	5.13

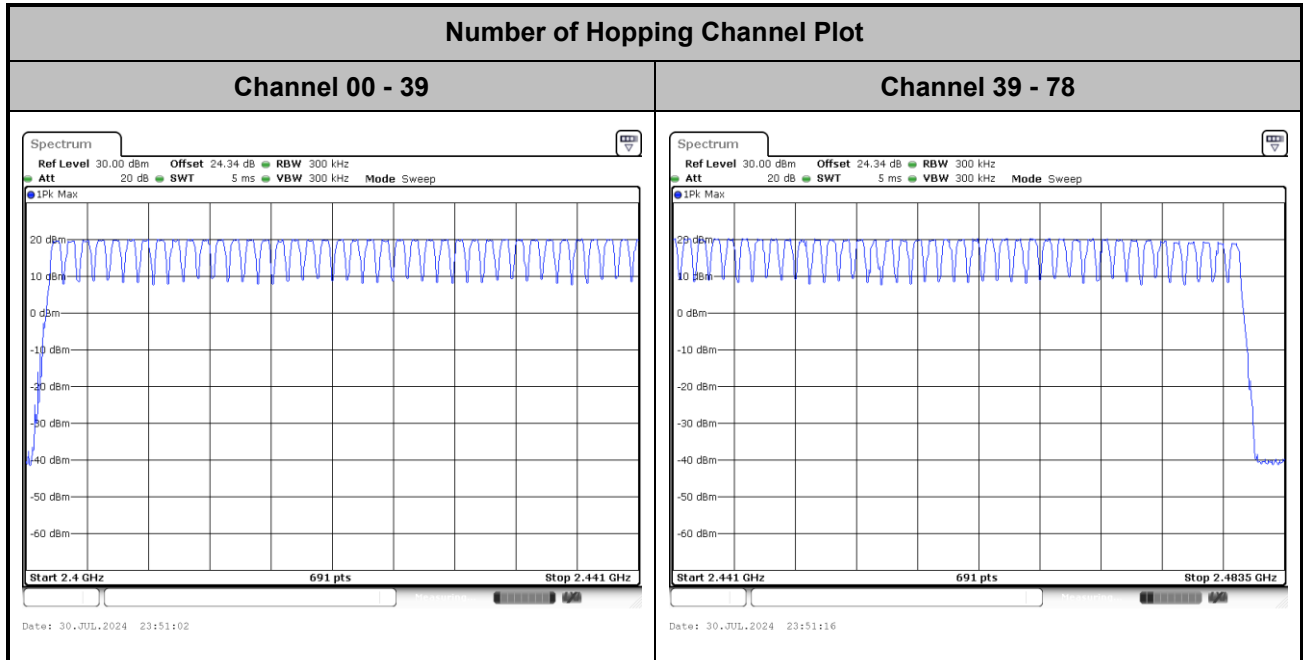
**TEST RESULTS DATA****Number of Hopping Frequency**

Number of Hopping (Channel)	Adaptive Frequency Hopping (Channel)	Limits (Channel)	Pass/Fail
79	20	> 15	Pass



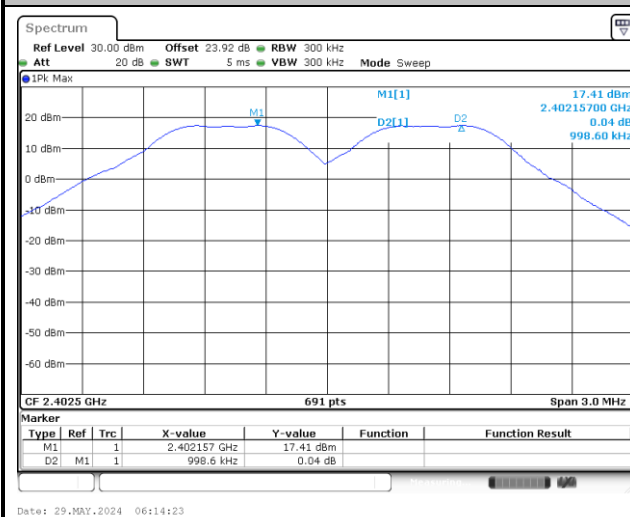
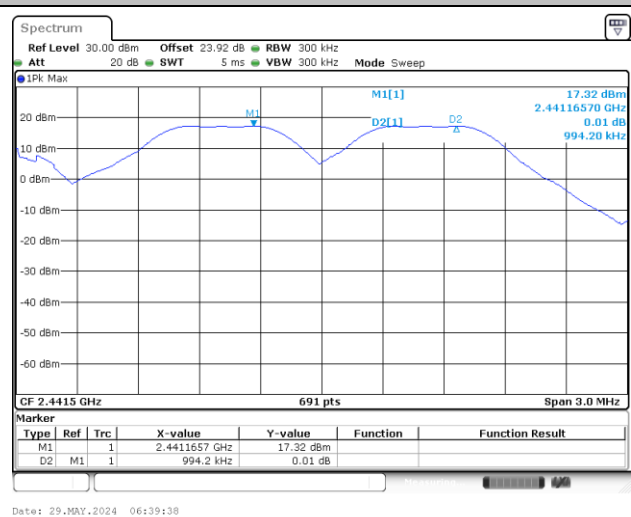
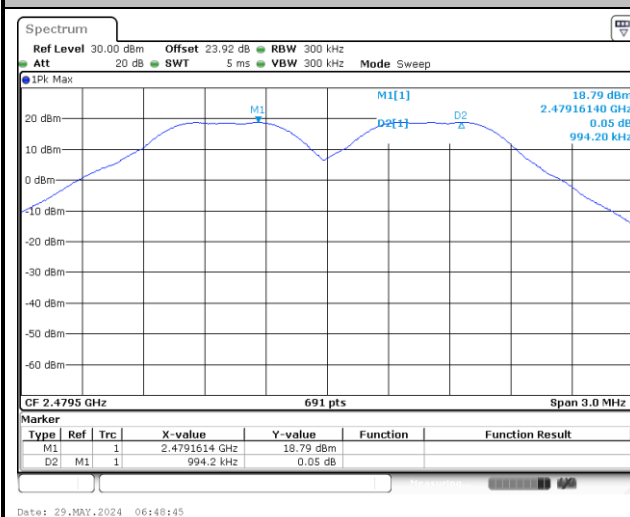
<Ant.3>

Number of Hopping Frequency

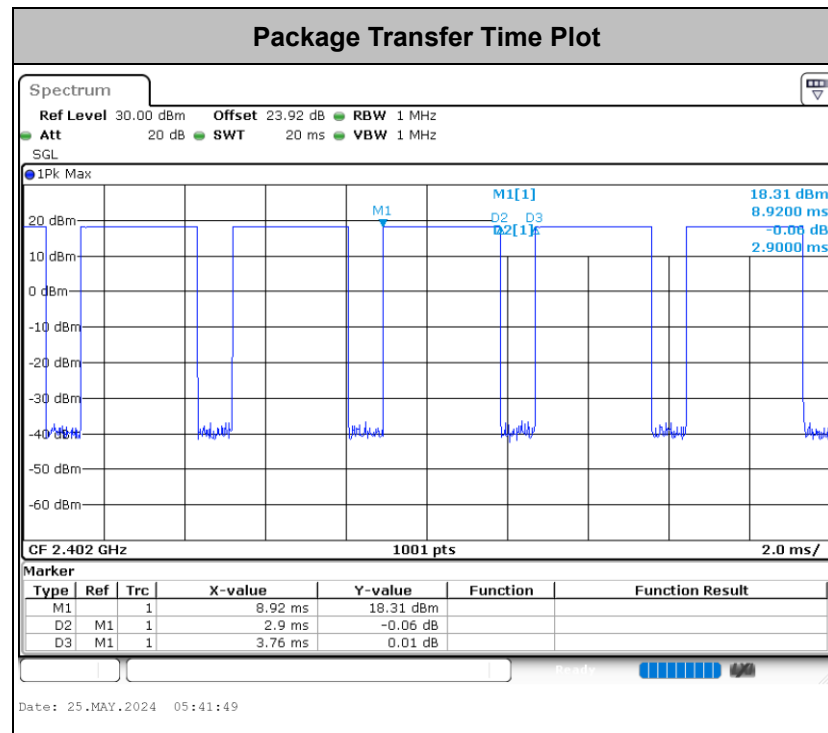


**Hopping Channel Separation**

&lt;1Mbps&gt;

**Channel Separation Plot on Channel 00 - 01****Channel Separation Plot on Channel 39 - 40****Channel Separation Plot on Channel 77 - 78**

## Dwell Time



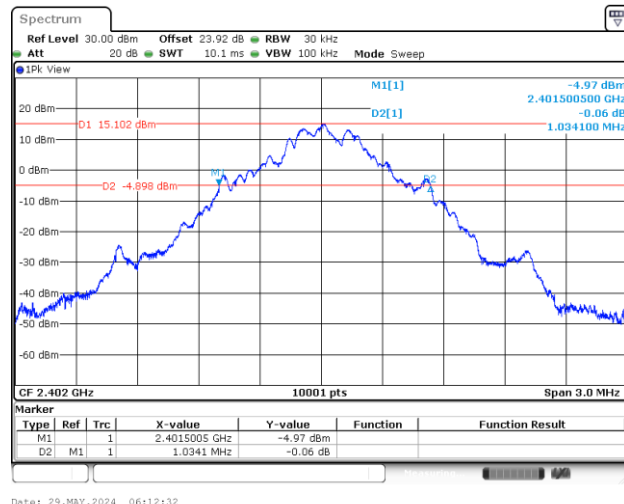
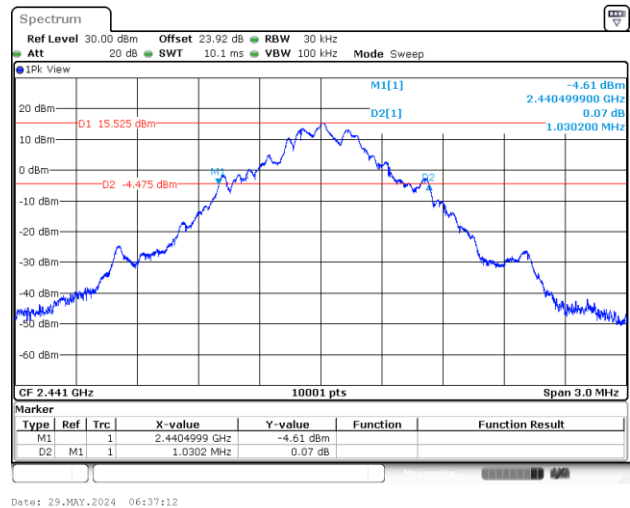
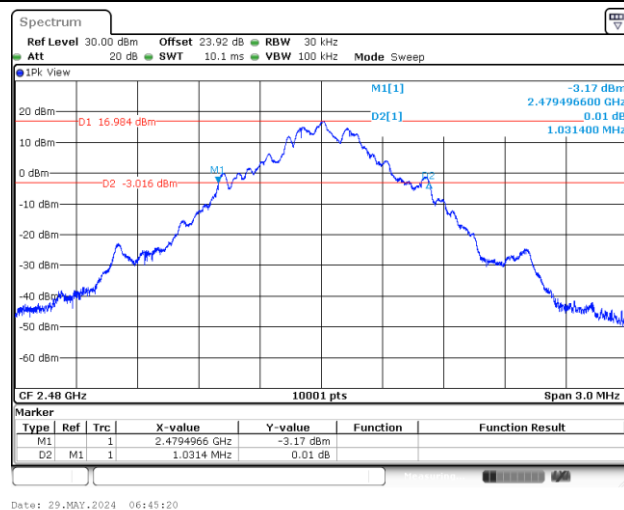
**Remark:**

- 1.** In normal mode, hopping rate is 1600 hops/s with 6 slots in 79 hopping channels. With channel hopping rate  $(1600 / 6 / 79)$  in Occupancy Time Limit  $(0.4 \times 79)$  (s), Hops Over Occupancy Time comes to  $(1600 / 6 / 79) \times (0.4 \times 79) = 106.67$  hops.
- 2.** In AFH mode, hopping rate is 800 hops/s with 6 slots in 20 hopping channels. With channel hopping rate  $(800 / 6 / 20)$  in Occupancy Time Limit  $(0.4 \times 20)$  (s), Hops Over Occupancy Time comes to  $(800 / 6 / 20) \times (0.4 \times 20) = 53.33$  hops.
- 3.** Dwell Time(s) = Hops Over Occupancy Time (hops) x Package Transfer Time



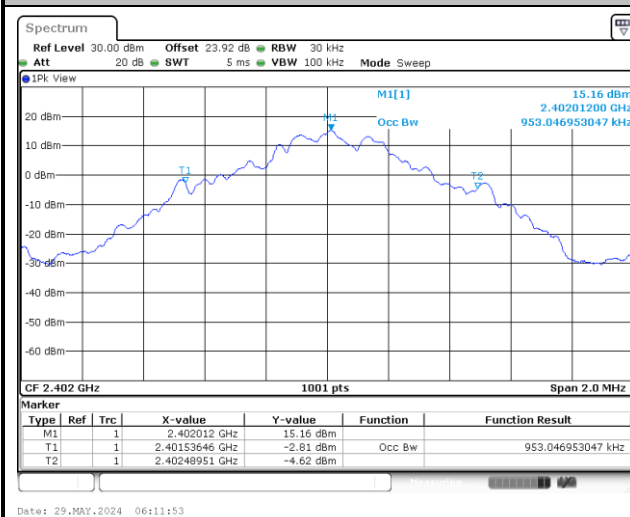
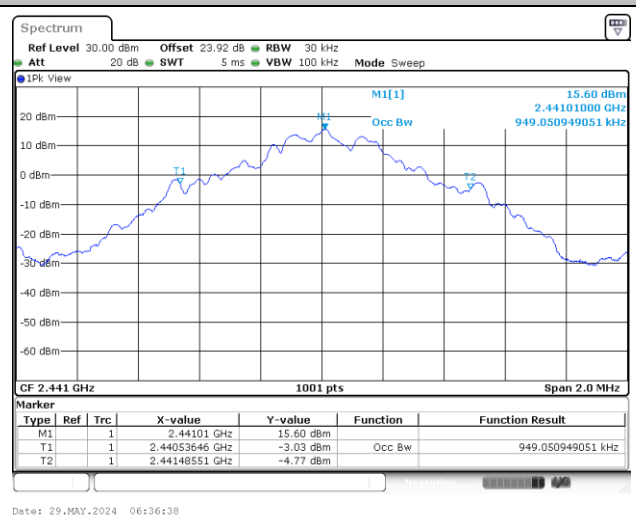
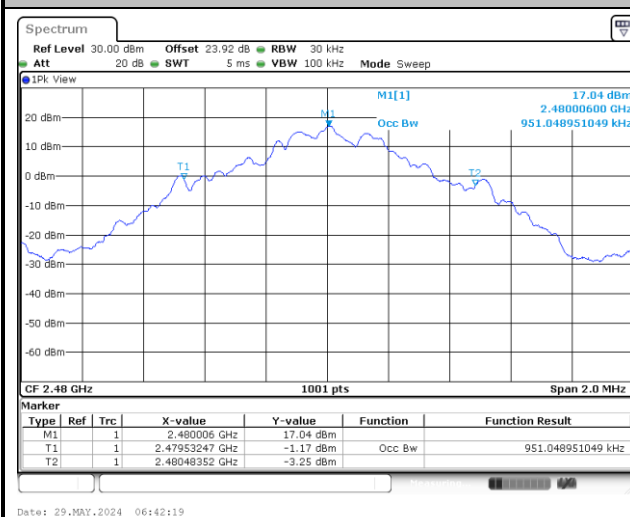
**20dB Bandwidth**

&lt;1Mbps&gt;

**20 dB Bandwidth Plot in Channel 00****20 dB Bandwidth Plot in Channel 39****20 dB Bandwidth Plot in Channel 78**

**99% Occupied Bandwidth**

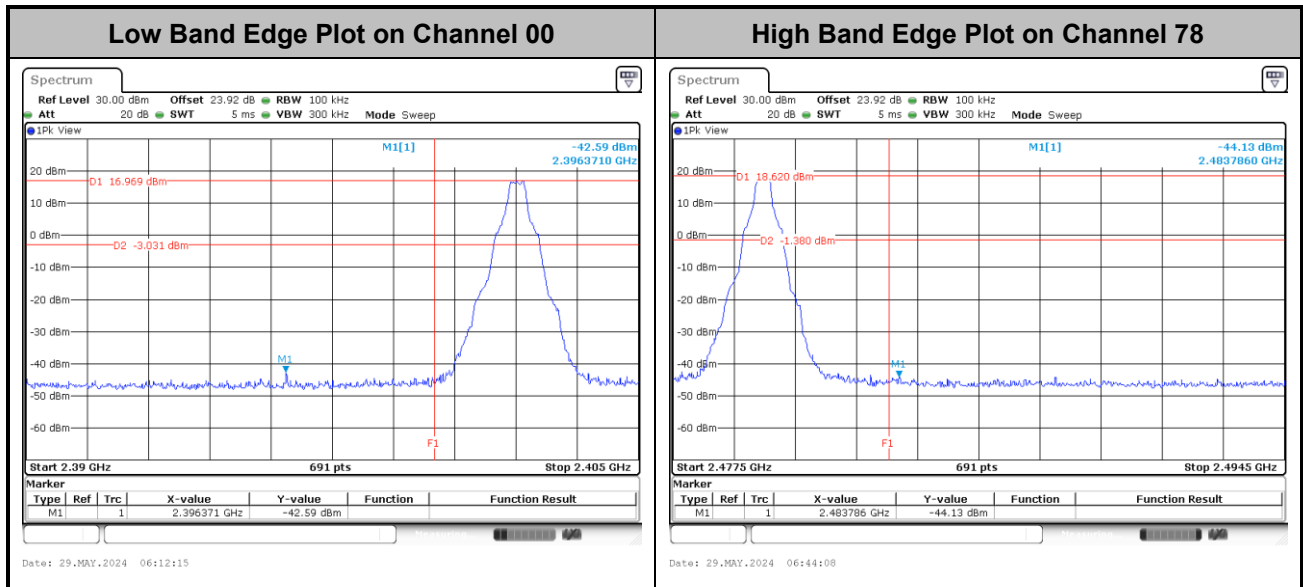
&lt;1Mbps&gt;

**99% Occupied Bandwidth on Channel 00****99% Occupied Bandwidth on Channel 39****99% Occupied Bandwidth on Channel 78**



Band Edges

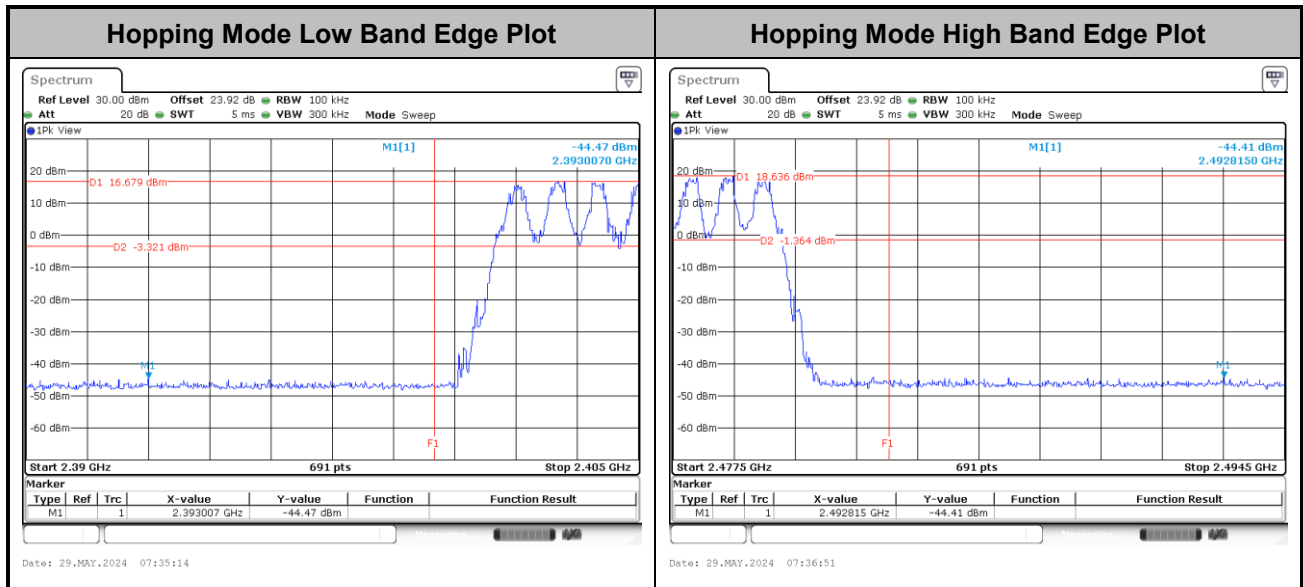
<1Mbps>





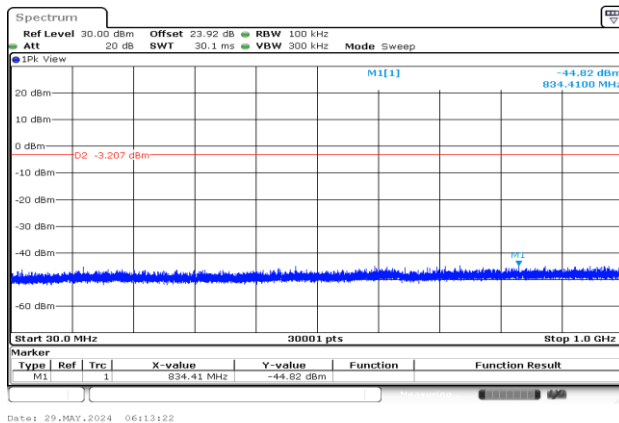
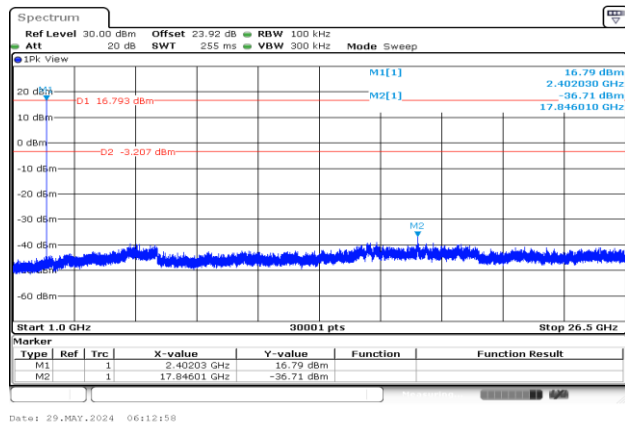
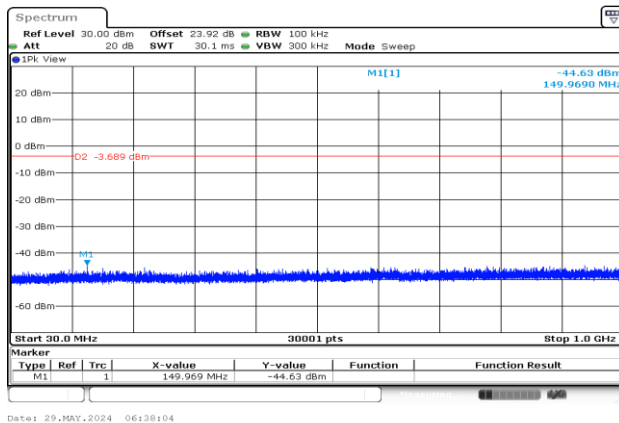
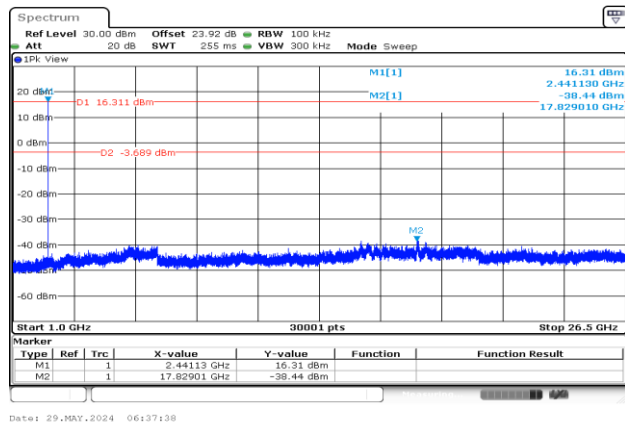
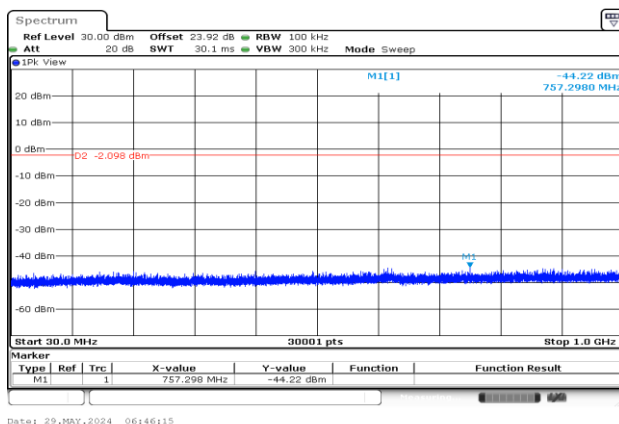
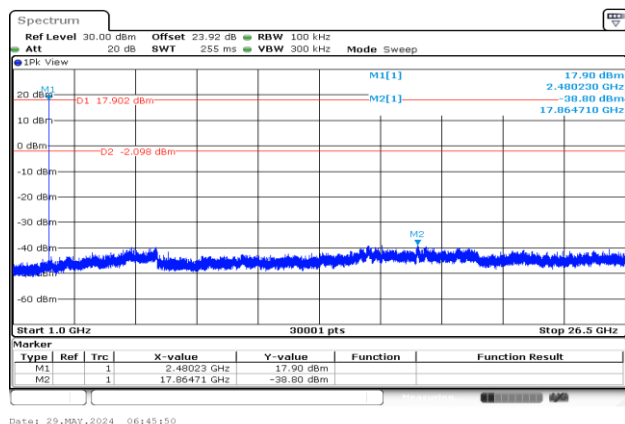
Hopping Mode Band Edges

<1Mbps>



**Conducted Spurious Emission**

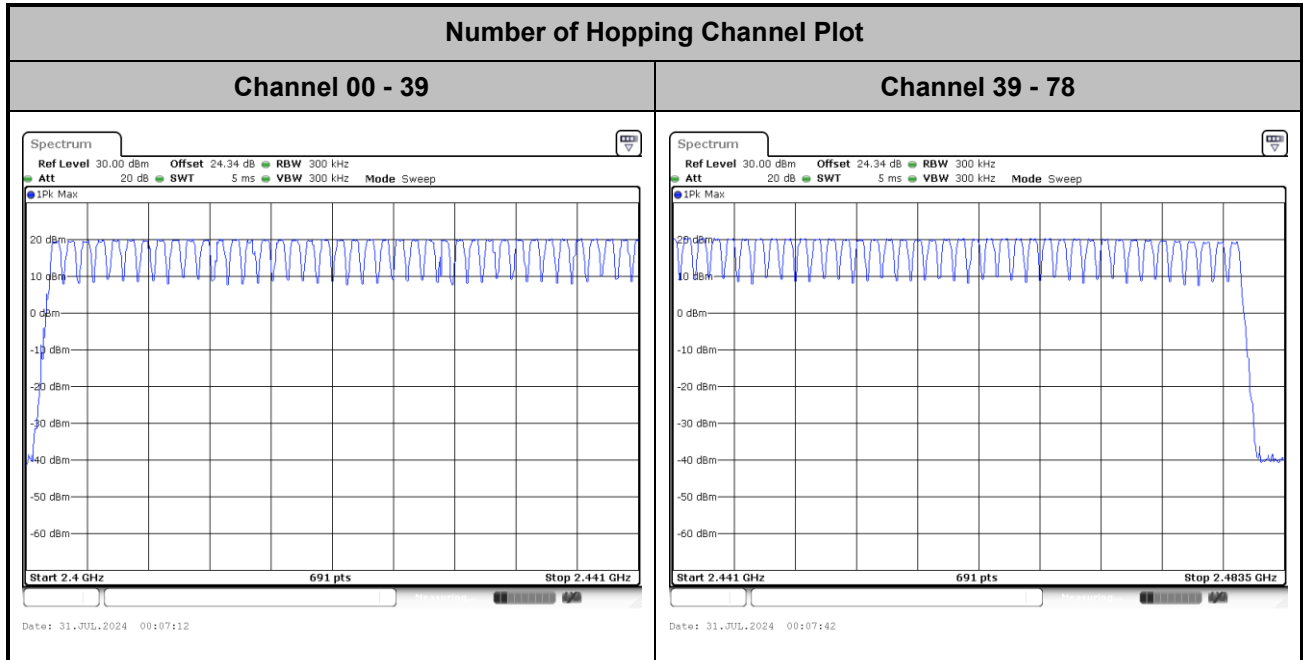
&lt;1Mbps&gt;

**CSE Plot on Low Ch between 30MHz ~ 1GHz****CSE Plot on Low Ch between 1GHz ~ 26.5GHz****CSE Plot on Mid. Ch between 30MHz ~ 1GHz****CSE Plot on Mid. Ch between 1GHz ~ 26.5GHz****CSE Plot on High Ch between 30MHz ~ 1GHz****CSE Plot on High Ch between 1GHz ~ 26.5GHz**



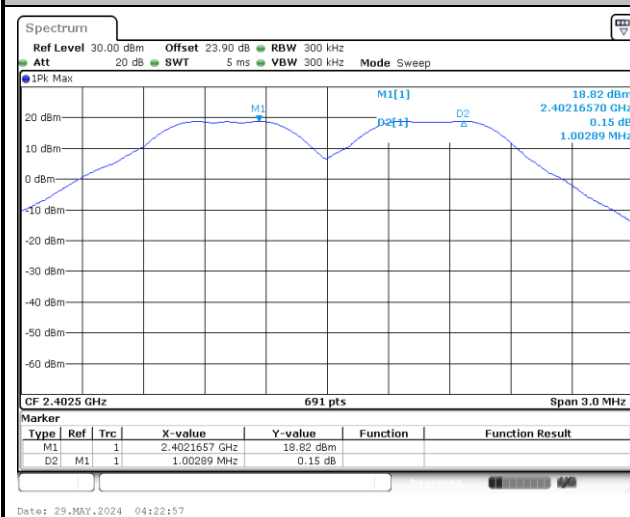
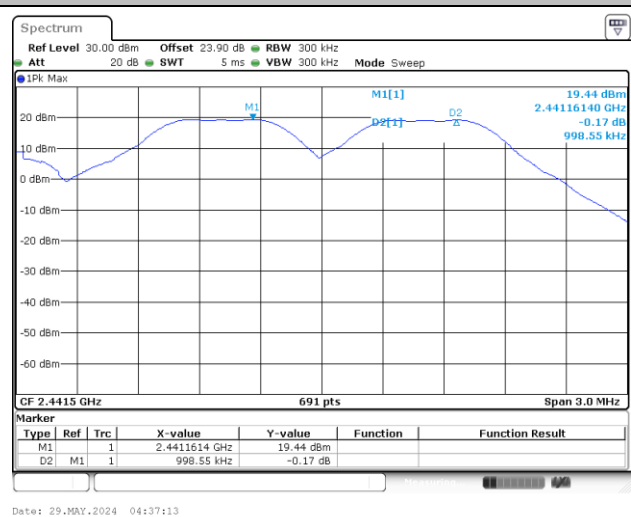
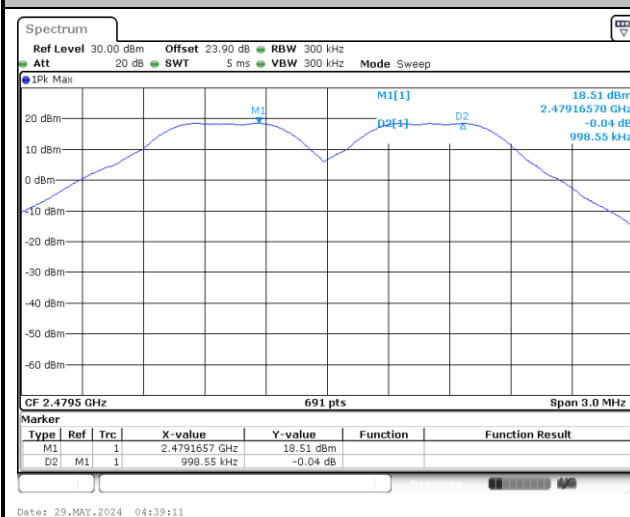
<Ant.4>

Number of Hopping Frequency

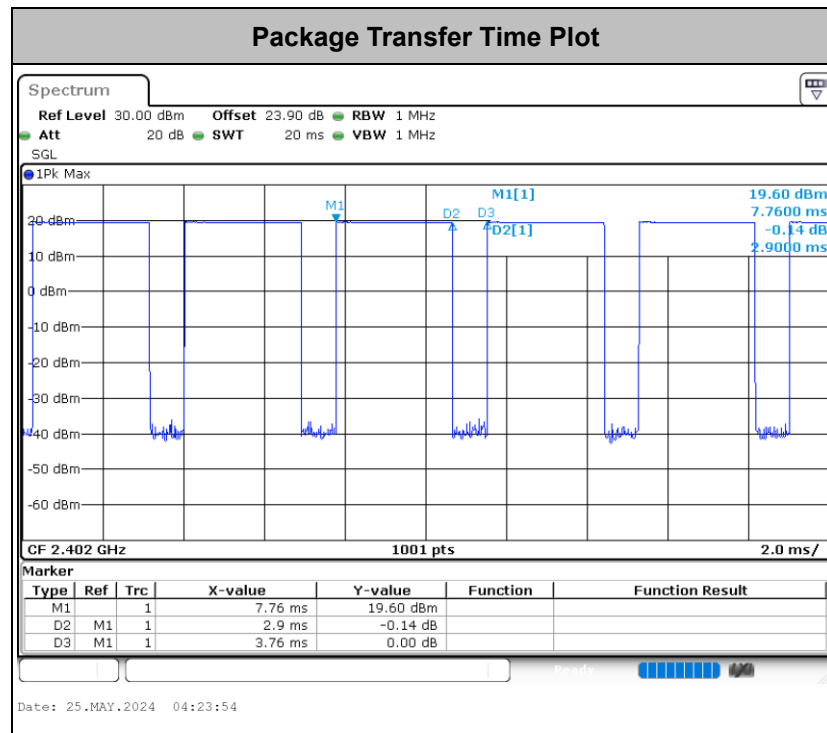


**Hopping Channel Separation**

&lt;1Mbps&gt;

**Channel Separation Plot on Channel 00 - 01****Channel Separation Plot on Channel 39 - 40****Channel Separation Plot on Channel 77 - 78**

## Dwell Time

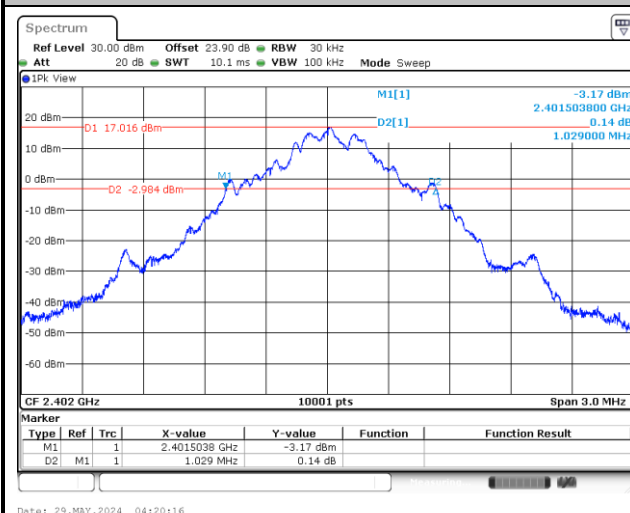
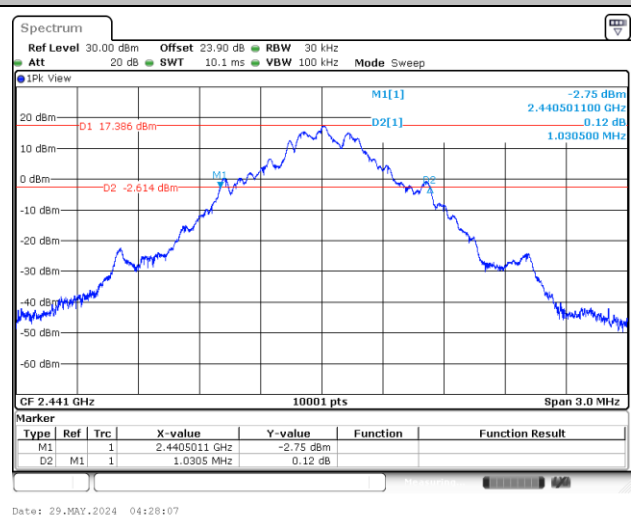
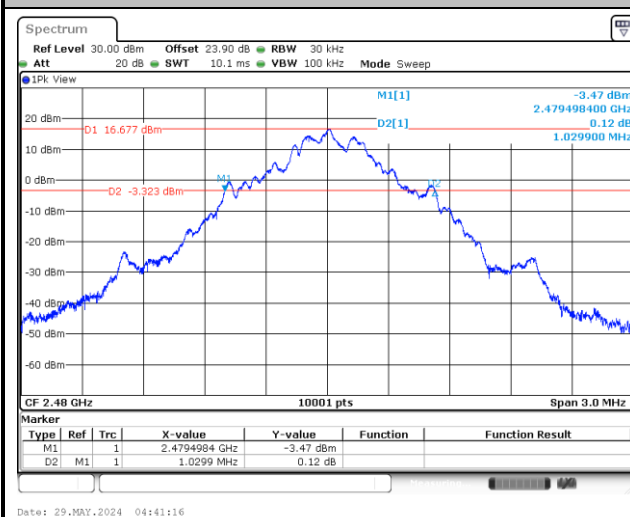

**Remark:**

1. In normal mode, hopping rate is 1600 hops/s with 6 slots in 79 hopping channels. With channel hopping rate (1600 / 6 / 79) in Occupancy Time Limit (0.4 x 79) (s), Hops Over Occupancy Time comes to (1600 / 6 / 79) x (0.4 x 79) = 106.67 hops.
2. In AFH mode, hopping rate is 800 hops/s with 6 slots in 20 hopping channels. With channel hopping rate (800 / 6 / 20) in Occupancy Time Limit (0.4 x 20) (s), Hops Over Occupancy Time comes to (800 / 6 / 20) x (0.4 x 20) = 53.33 hops.
3. Dwell Time(s) = Hops Over Occupancy Time (hops) x Package Transfer Time



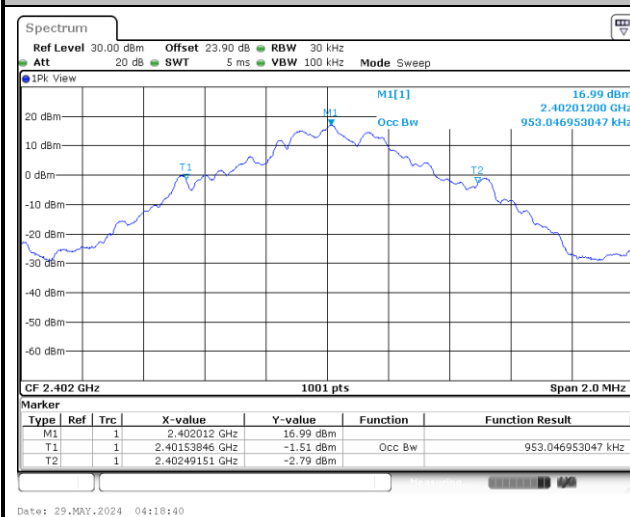
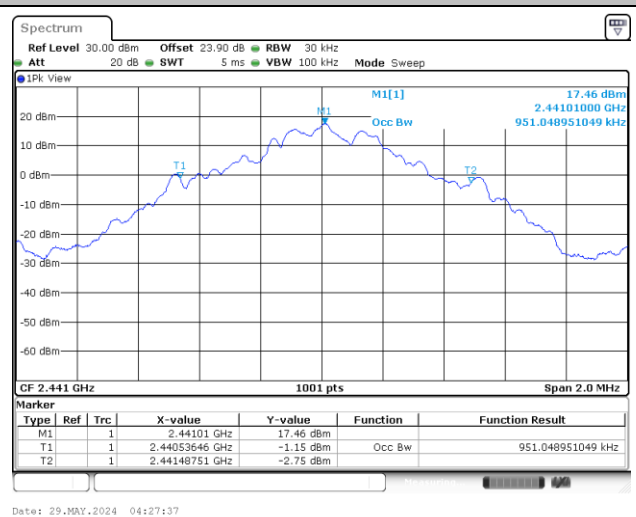
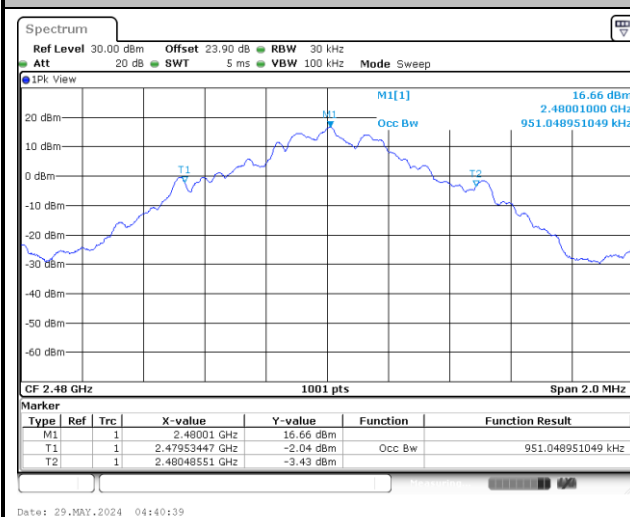
**20dB Bandwidth**

&lt;1Mbps&gt;

**20 dB Bandwidth Plot in Channel 00****20 dB Bandwidth Plot in Channel 39****20 dB Bandwidth Plot in Channel 78**

**99% Occupied Bandwidth**

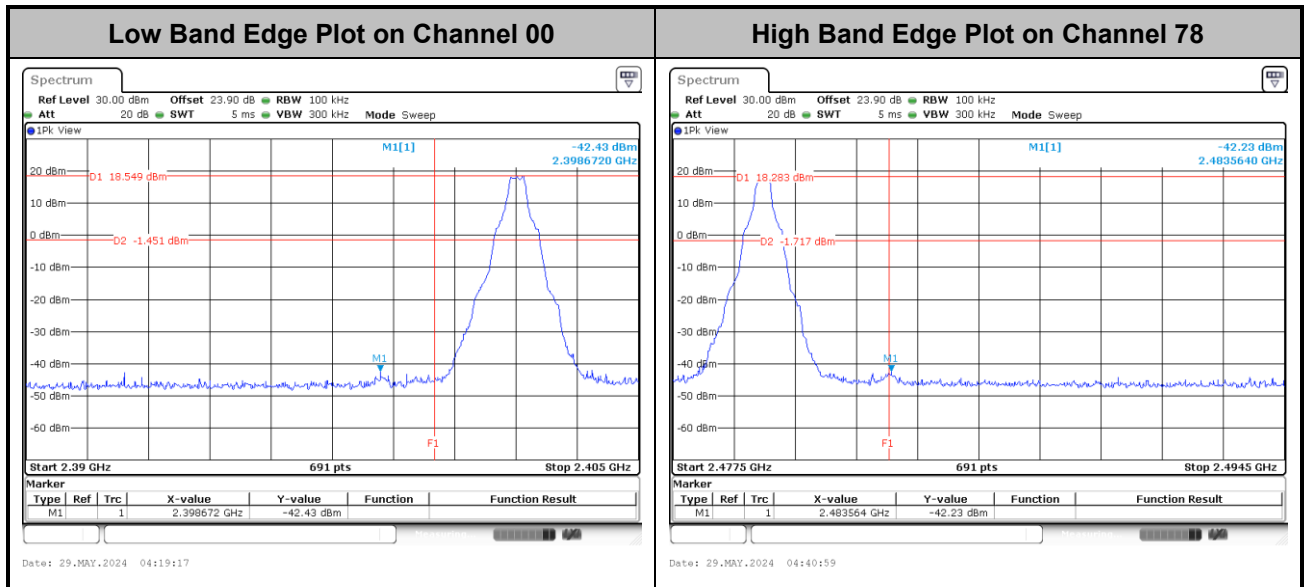
&lt;1Mbps&gt;

**99% Occupied Bandwidth on Channel 00****99% Occupied Bandwidth on Channel 39****99% Occupied Bandwidth on Channel 78**



Band Edges

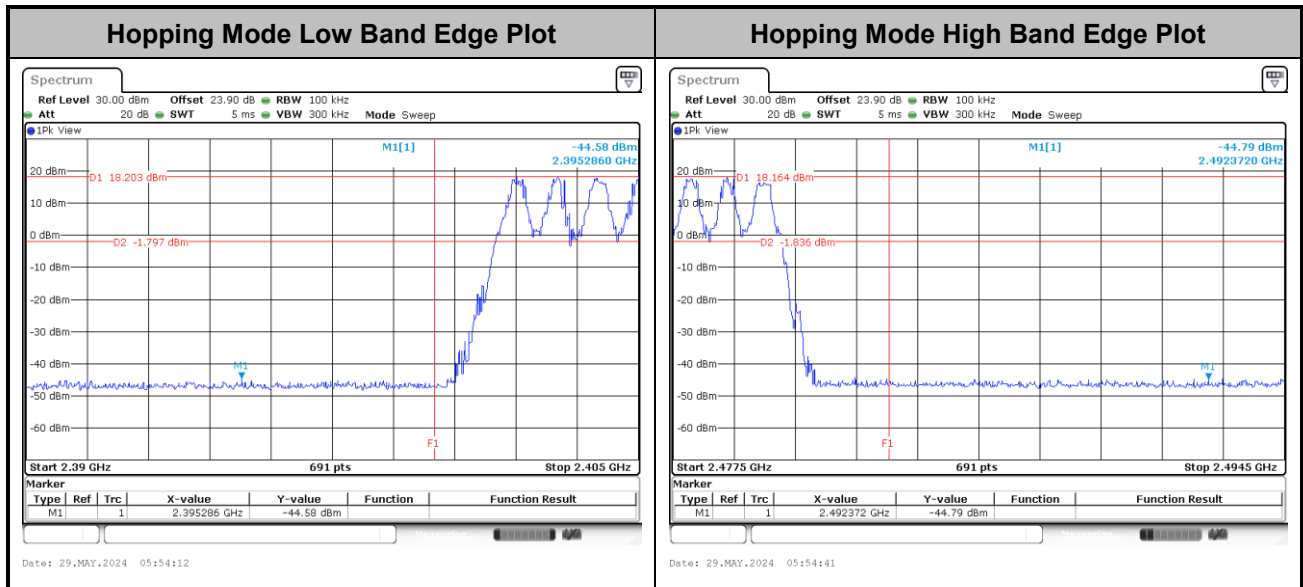
<1Mbps>





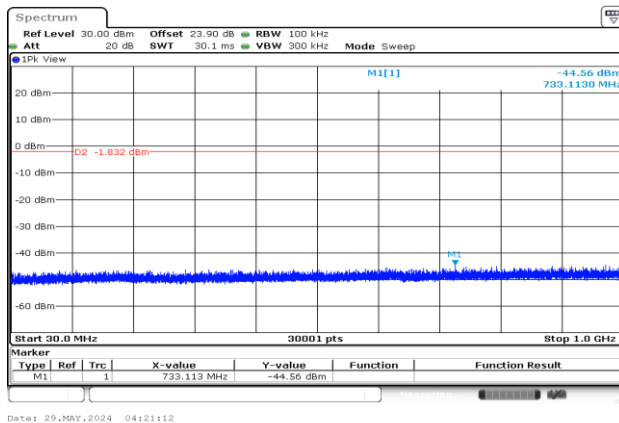
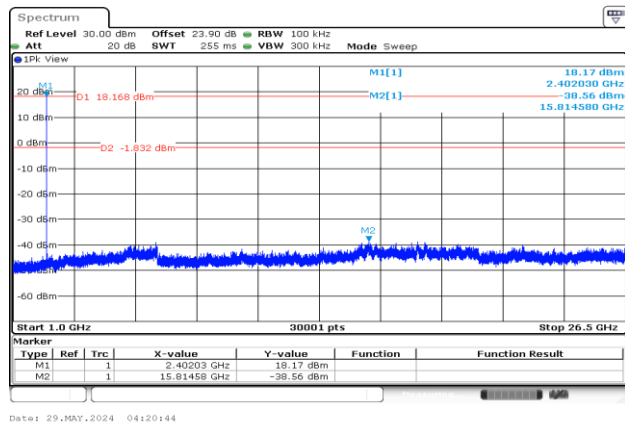
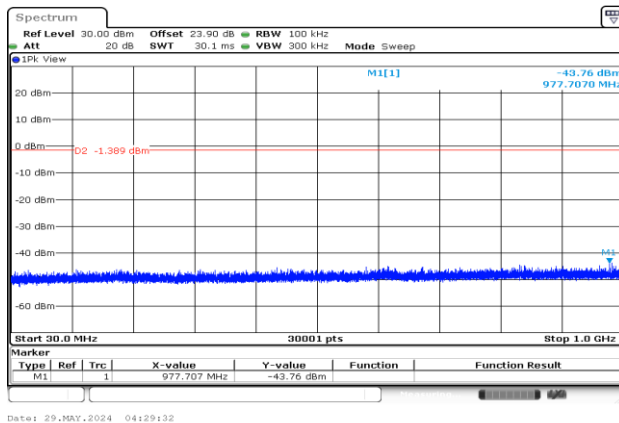
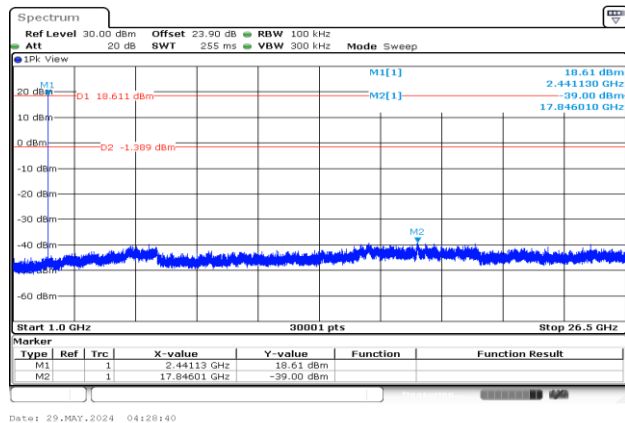
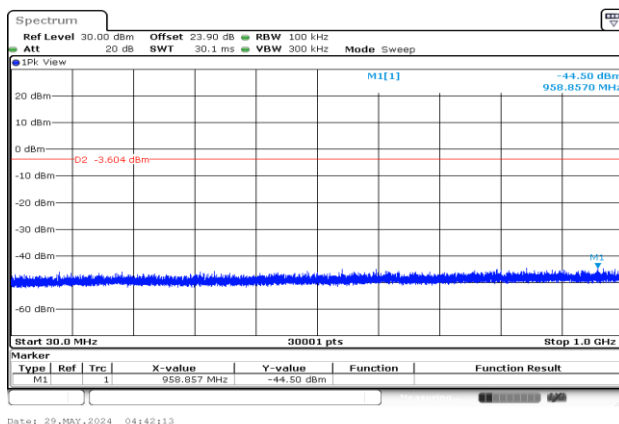
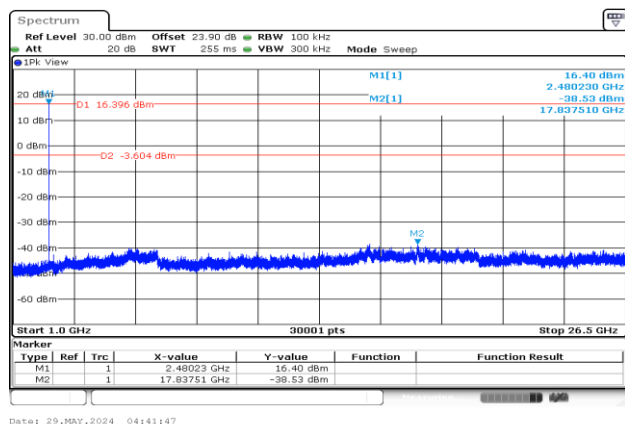
Hopping Mode Band Edges

<1Mbps>



**Conducted Spurious Emission**

&lt;1Mbps&gt;

**CSE Plot on Low Ch between 30MHz ~ 1GHz****CSE Plot on Low Ch between 1GHz ~ 26.5GHz****CSE Plot on Mid. Ch between 30MHz ~ 1GHz****CSE Plot on Mid. Ch between 1GHz ~ 26.5GHz****CSE Plot on High Ch between 30MHz ~ 1GHz****CSE Plot on High Ch between 1GHz ~ 26.5GHz**



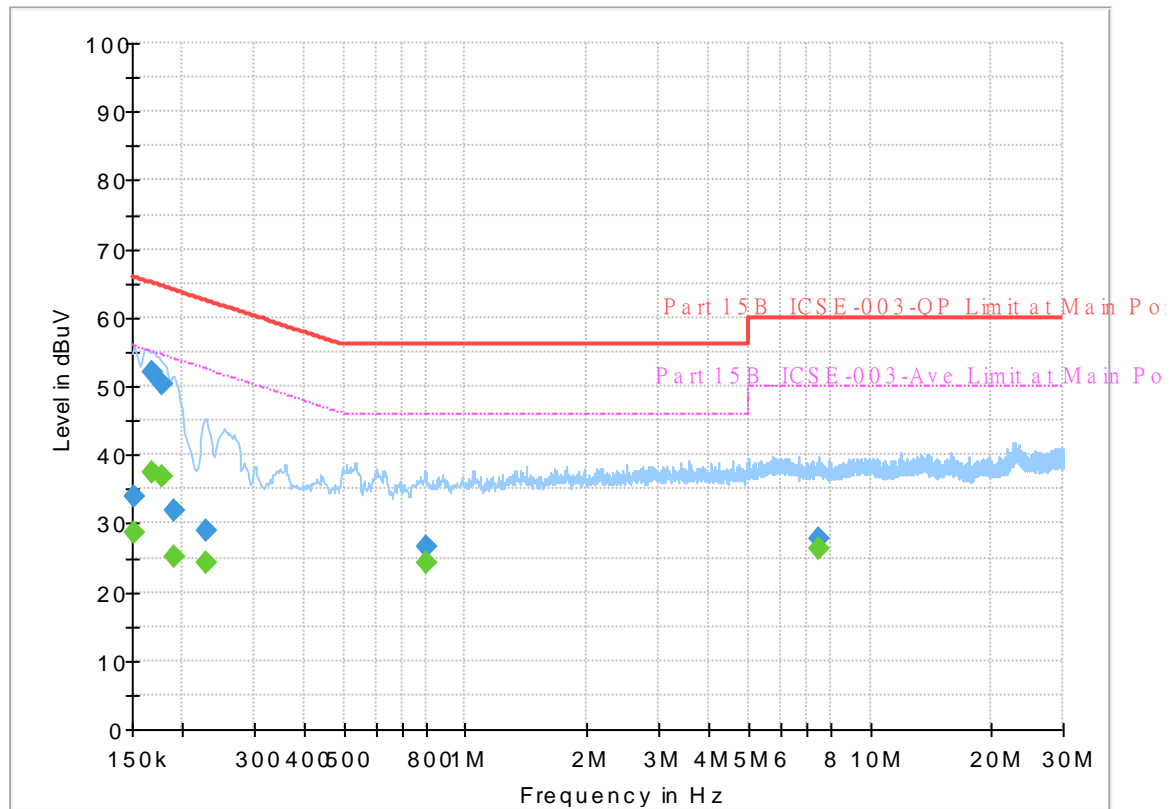
## Appendix B. AC Conducted Emission Test Results

Test Engineer :	Calvin Wang	Temperature :	23~26°C
		Relative Humidity :	45~55%

## EUT Information

Test Mode : Mode 1  
 Test Voltage : 120Vac/60Hz  
 Phase : Line

Full Spectrum



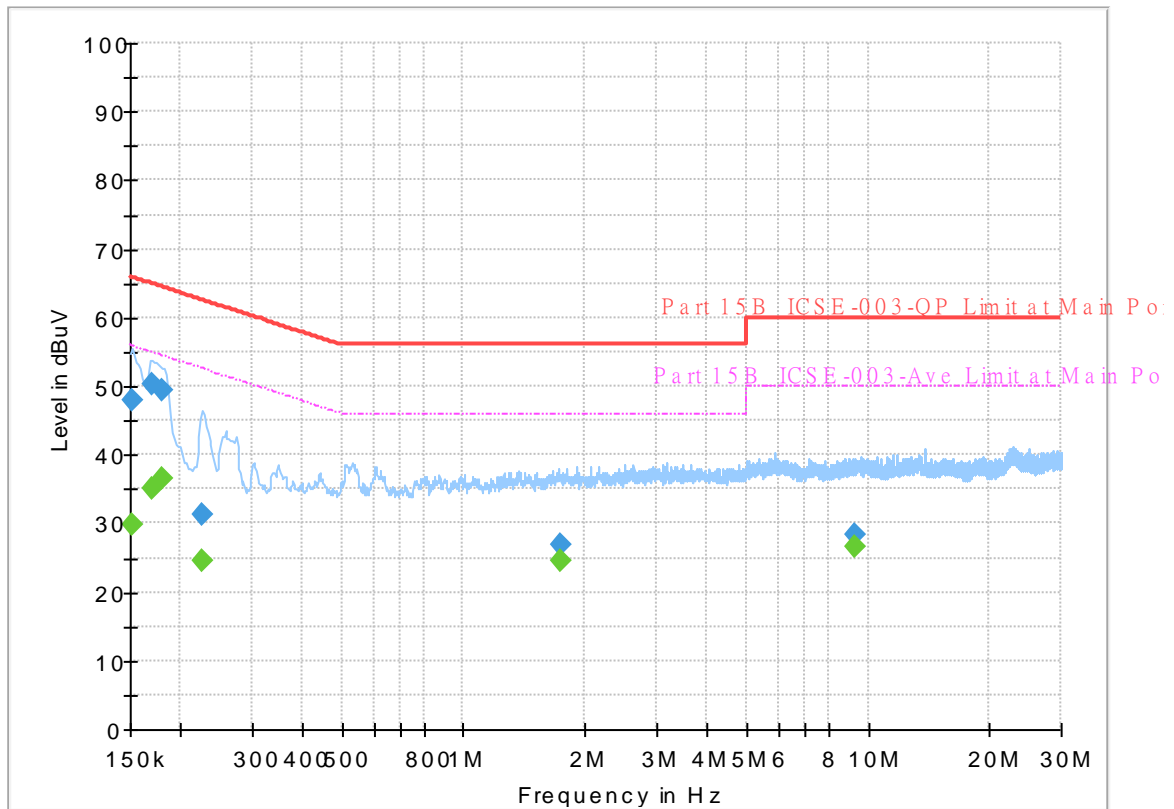
## Final\_Result

Frequency (MHz)	QuasiPeak (dBuV)	CAverage (dBuV)	Limit (dBuV)	Margin (dB)	Line	Filter	Corr. (dB)
0.152250	---	28.62	55.88	27.26	L1	OFF	19.8
0.152250	33.80	---	65.88	32.08	L1	OFF	19.8
0.168000	---	37.53	55.06	17.53	L1	OFF	19.8
0.168000	52.02	---	65.06	13.04	L1	OFF	19.8
0.177000	---	36.95	54.63	17.68	L1	OFF	19.8
0.177000	50.40	---	64.63	14.23	L1	OFF	19.8
0.190500	---	25.20	54.02	28.82	L1	OFF	19.8
0.190500	31.74	---	64.02	32.28	L1	OFF	19.8
0.228750	---	24.29	52.50	28.21	L1	OFF	19.8
0.228750	28.90	---	62.50	33.60	L1	OFF	19.8
0.798000	---	24.18	46.00	21.82	L1	OFF	19.8
0.798000	26.55	---	56.00	29.45	L1	OFF	19.8
7.471500	---	26.27	50.00	23.73	L1	OFF	20.1
7.471500	27.76	---	60.00	32.24	L1	OFF	20.1

## EUT Information

Test Mode : Mode 1  
 Test Voltage : 120Vac/60Hz  
 Phase : Neutral

Full Spectrum



## Final\_Result

Frequency (MHz)	QuasiPeak (dBuV)	CAverage (dBuV)	Limit (dBuV)	Margin (dB)	Line	Filter	Corr. (dB)
0.152250	---	29.81	55.88	26.07	N	OFF	19.8
0.152250	47.86	---	65.88	18.02	N	OFF	19.8
0.170250	---	35.01	54.95	19.94	N	OFF	19.8
0.170250	50.30	---	64.95	14.65	N	OFF	19.8
0.179250	---	36.45	54.52	18.07	N	OFF	19.8
0.179250	49.53	---	64.52	14.99	N	OFF	19.8
0.226500	---	24.44	52.58	28.14	N	OFF	19.8
0.226500	31.34	---	62.58	31.24	N	OFF	19.8
1.734000	---	24.70	46.00	21.30	N	OFF	19.9
1.734000	26.92	---	56.00	29.08	N	OFF	19.9
9.289500	---	26.55	50.00	23.45	N	OFF	20.3
9.289500	28.31	---	60.00	31.69	N	OFF	20.3





## Appendix C. Radiated Spurious Emission Test Data

<b>Test Engineer :</b>	Bill Chang, Gary Guo and Steven Wu	<b>Temperature :</b>	18.2~20.2°C
		<b>Relative Humidity :</b>	54.2~56.1%

### Note symbol

-L	Low channel location
-R	High channel location

## C1. Radiated Spurious Emission Test Modes

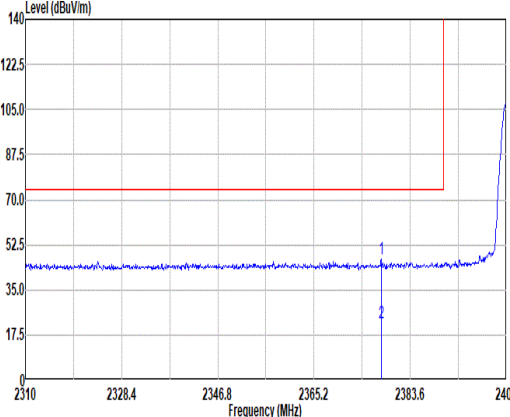
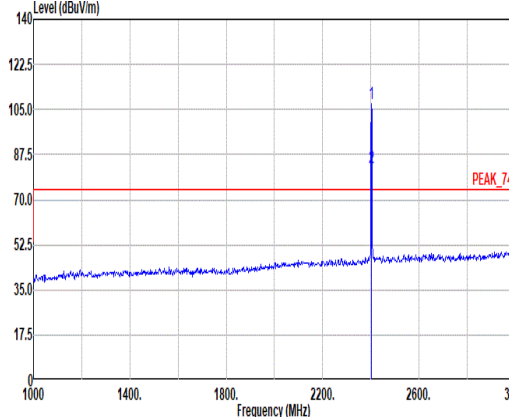
Mode	Band (MHz)	Antenna	Modulation	Channel	Frequency	Data Rate	RU	Remark
Mode 1	2400-2483.5	3	Bluetooth BR_GFSK	00	2402	1Mbps	-	-
Mode 2	2400-2483.5	3	Bluetooth BR_GFSK	39	2441	1Mbps	-	-
Mode 3	2400-2483.5	3	Bluetooth BR_GFSK	78	2480	1Mbps	-	-
Mode 4	2400-2483.5	4	Bluetooth BR_GFSK	00	2402	1Mbps	-	-
Mode 5	2400-2483.5	4	Bluetooth BR_GFSK	39	2441	1Mbps	-	-
Mode 6	2400-2483.5	4	Bluetooth BR_GFSK	78	2480	1Mbps	-	-
Mode 25	2400-2483.5	3	Bluetooth BR_GFSK	78	2480	1Mbps	-	LF
Mode 26	2400-2483.5	3	Bluetooth BR_GFSK	78	2480	1Mbps	-	SHF
Mode 31	2400-2483.5	4	Bluetooth BR_GFSK	78	2480	1Mbps	-	LF
Mode 32	2400-2483.5	4	Bluetooth BR_GFSK	78	2480	1Mbps	-	SHF



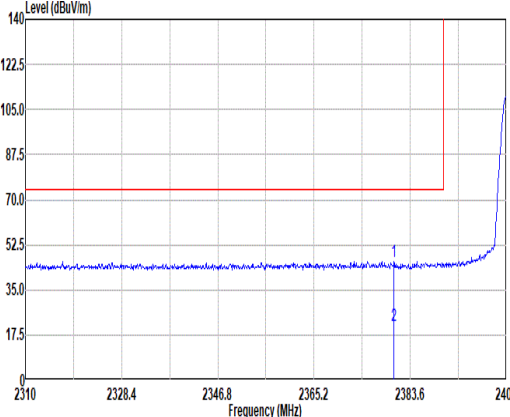
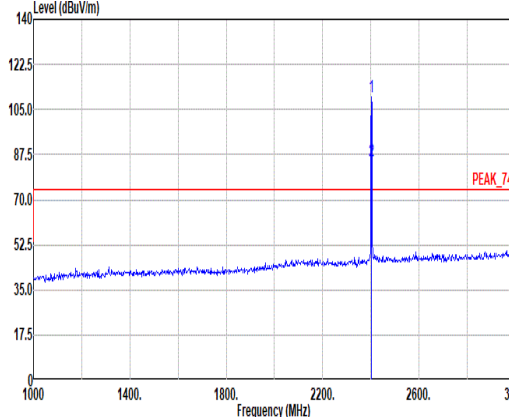
## C2. Summary of each worse mode

Mode	Modulation	Ch.	Freq. (MHz)	Level (dBuV/m)	Limit (dBuV/m)	Margin (dB)	Pol.	Peak Avg.	Result	RU	Remark
1	Bluetooth BR_GFSK	00	2378.08	46.76	74.00	-27.24	H	Peak	Pass	-	Band Edge
	Bluetooth BR_GFSK	00	4804.00	39.73	74.00	-34.27	V	Peak	Pass	-	Harmonic
2	Bluetooth BR_GFSK	39	2484.82	46.75	74.00	-27.25	V	Peak	Pass	-	Band Edge
	Bluetooth BR_GFSK	39	7320.00	44.55	74.00	-29.45	V	Peak	Pass	-	Harmonic
3	Bluetooth BR_GFSK	78	2483.58	52.22	74.00	-21.78	H	Peak	Pass	-	Band Edge
	Bluetooth BR_GFSK	78	7440.00	44.19	74.00	-29.81	H	Peak	Pass	-	Harmonic
4	Bluetooth BR_GFSK	00	2384.98	52.95	74.00	-21.05	H	Peak	Pass	-	Band Edge
	Bluetooth BR_GFSK	00	4804.00	39.27	74.00	-34.73	V	Peak	Pass	-	Harmonic
5	Bluetooth BR_GFSK	39	2487.40	47.57	74.00	-26.43	V	Peak	Pass	-	Band Edge
	Bluetooth BR_GFSK	39	7323.00	45.52	74.00	-28.48	V	Peak	Pass	-	Harmonic
6	Bluetooth BR_GFSK	78	2483.70	57.42	74.00	-16.58	V	Peak	Pass	-	Band Edge
	Bluetooth BR_GFSK	78	7440.00	44.30	74.00	-29.70	V	Peak	Pass	-	Harmonic
25	LF	78	41.64	32.83	40.00	-7.17	V	QP	Pass	-	LF
26	SHF	78	24865.56	39.20	74.00	-34.80	V	Peak	Pass	-	SHF
31	LF	78	41.64	33.06	40.00	-6.94	V	QP	Pass	-	LF
32	SHF	78	23241.89	39.78	74.00	-34.22	V	Peak	Pass	-	SHF

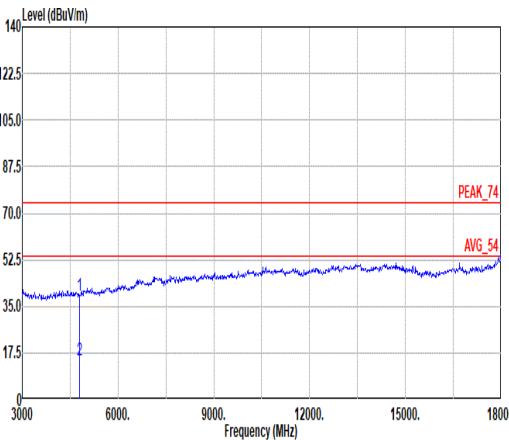
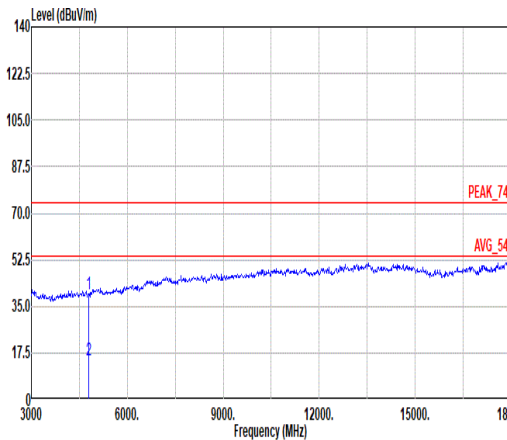


Mode	1																																																																																																																										
	Band Edge																																																																																																																										
	2400-2483.5_Bluetooth BR_GFSK_CH00_2402MHz																																																																																																																										
ANT	3																																																																																																																										
Pol.	Horizontal						Fundamental																																																																																																																				
Peak																																																																																																																											
	Site : 03CH16-HY Condition: PEAK_BE_74 3m 91200-1522_240328 HORIZONTAL : RBW:1000.000kHz VBW:3000.000kHz SMT:Auto						Site : 03CH16-HY Condition: PEAK_74 3m 91200-1522_240328 HORIZONTAL : RBW:1000.000kHz VBW:3000.000kHz SMT:Auto																																																																																																																				
	<table><tr><th></th><th>Limit</th><th>Read</th><th>Ant</th><th>Cable</th><th>Preamp</th><th>Aux</th><th>APos</th><th>TPos</th><th>Remark</th></tr><tr><th>Freq</th><th>Level</th><th>Line Margin</th><th>Level</th><th>Factor</th><th>Loss Factor</th><th>Factor</th><th></th><th></th><th></th></tr><tr><th></th><th>MHz</th><th>dBuV/m</th><th>dBuV/m</th><th>dB</th><th>dB</th><th>dB</th><th>dB</th><th>cm</th><th>deg</th></tr><tr><td>1</td><td>2378.00</td><td>46.76</td><td>74.00</td><td>-27.24</td><td>41.81</td><td>27.20</td><td>7.67</td><td>29.92</td><td>0.00</td><td>100</td><td>36</td><td>PEAK</td></tr><tr><td>2</td><td>2378.00</td><td>22.00</td><td>74.00</td><td>-52.00</td><td>--</td><td>--</td><td>--</td><td>--</td><td>--</td><td>--</td><td>--</td><td>AVERAGE</td></tr></table>							Limit	Read	Ant	Cable	Preamp	Aux	APos	TPos	Remark	Freq	Level	Line Margin	Level	Factor	Loss Factor	Factor					MHz	dBuV/m	dBuV/m	dB	dB	dB	dB	cm	deg	1	2378.00	46.76	74.00	-27.24	41.81	27.20	7.67	29.92	0.00	100	36	PEAK	2	2378.00	22.00	74.00	-52.00	--	--	--	--	--	--	--	AVERAGE	<table><tr><th></th><th>Limit</th><th>Read</th><th>Ant</th><th>Cable</th><th>Preamp</th><th>Aux</th><th>APos</th><th>TPos</th><th>Remark</th></tr><tr><th>Freq</th><th>Level</th><th>Line Margin</th><th>Level</th><th>Factor</th><th>Loss Factor</th><th>Factor</th><th></th><th></th><th></th></tr><tr><th></th><th>MHz</th><th>dBuV/m</th><th>dBuV/m</th><th>dB</th><th>dB</th><th>dB</th><th>dB</th><th>cm</th><th>deg</th></tr><tr><td>1</td><td>2402.00</td><td>107.36</td><td>-----</td><td>-----</td><td>102.16</td><td>27.40</td><td>7.71</td><td>29.91</td><td>0.00</td><td>100</td><td>36</td><td>PEAK</td></tr><tr><td>2</td><td>2402.00</td><td>82.60</td><td>-----</td><td>-----</td><td>--</td><td>--</td><td>--</td><td>--</td><td>--</td><td>--</td><td>--</td><td>AVERAGE</td></tr></table>							Limit	Read	Ant	Cable	Preamp	Aux	APos	TPos	Remark	Freq	Level	Line Margin	Level	Factor	Loss Factor	Factor					MHz	dBuV/m	dBuV/m	dB	dB	dB	dB	cm	deg	1	2402.00	107.36	-----	-----	102.16	27.40	7.71	29.91	0.00	100	36	PEAK	2	2402.00	82.60	-----	-----	--	--	--	--	--	--	--
	Limit	Read	Ant	Cable	Preamp	Aux	APos	TPos	Remark																																																																																																																		
Freq	Level	Line Margin	Level	Factor	Loss Factor	Factor																																																																																																																					
	MHz	dBuV/m	dBuV/m	dB	dB	dB	dB	cm	deg																																																																																																																		
1	2378.00	46.76	74.00	-27.24	41.81	27.20	7.67	29.92	0.00	100	36	PEAK																																																																																																															
2	2378.00	22.00	74.00	-52.00	--	--	--	--	--	--	--	AVERAGE																																																																																																															
	Limit	Read	Ant	Cable	Preamp	Aux	APos	TPos	Remark																																																																																																																		
Freq	Level	Line Margin	Level	Factor	Loss Factor	Factor																																																																																																																					
	MHz	dBuV/m	dBuV/m	dB	dB	dB	dB	cm	deg																																																																																																																		
1	2402.00	107.36	-----	-----	102.16	27.40	7.71	29.91	0.00	100	36	PEAK																																																																																																															
2	2402.00	82.60	-----	-----	--	--	--	--	--	--	--	AVERAGE																																																																																																															

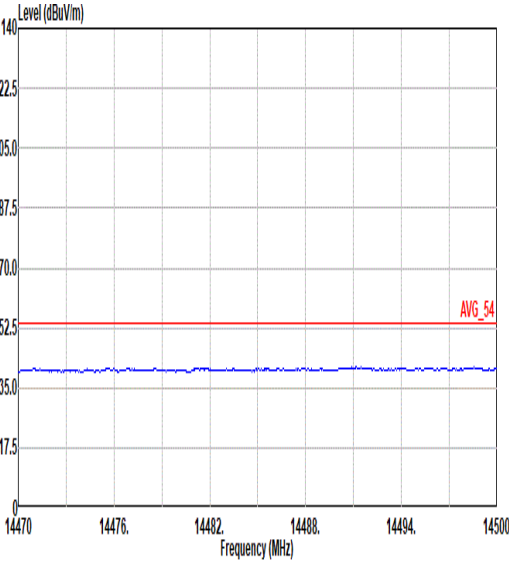
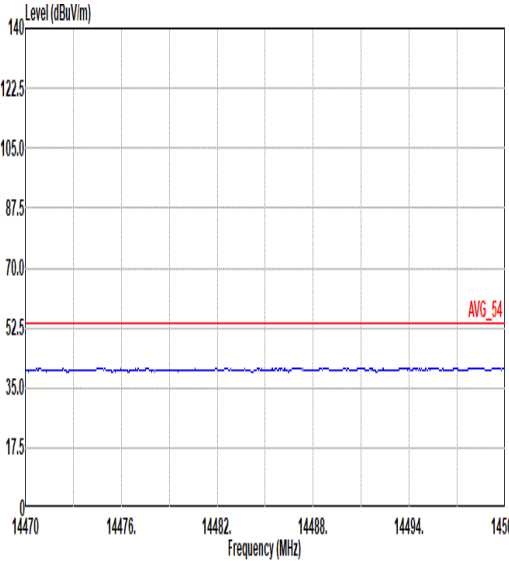
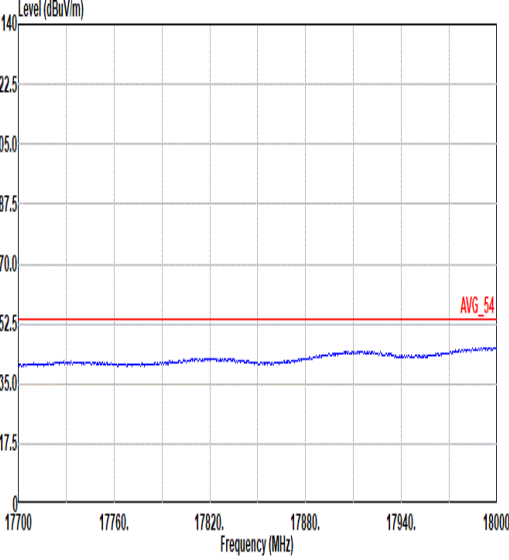
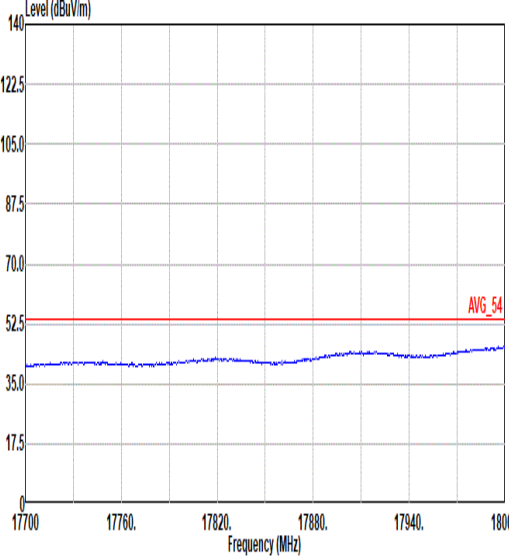


Mode	1																																																																																																																													
	Band Edge																																																																																																																													
	2400-2483.5_Bluetooth BR_GFSK_CH00_2402MHz																																																																																																																													
ANT	3																																																																																																																													
Pol.	Vertical						Fundamental																																																																																																																							
Peak	 <p>Site : 03CH16-HY Condition: PEAK_BE_74 3m 91200-1522_240328 VERTICAL : RBW:1000.000kHz VBW:3000.000kHz SMT:Auto</p> <table><tr><th></th><th>Limit</th><th>Read</th><th>Ant</th><th>Cable</th><th>Preamp</th><th>Aux</th><th>APos</th><th>TPos</th><th>Remark</th></tr><tr><th>Freq</th><th>Level</th><th>Line Margin</th><th>Level</th><th>Factor</th><th>Loss Factor</th><th>Factor</th><th></th><th></th><th></th></tr><tr><th></th><th>MHz</th><th>dBuV/m</th><th>dBuV/m</th><th>dB</th><th>dBuV</th><th>dB/m</th><th>dB</th><th>dB</th><th>cm</th><th>deg</th></tr><tr><td>1</td><td>2380.47</td><td>46.14</td><td>74.00</td><td>-27.86</td><td>41.18</td><td>27.20</td><td>7.68</td><td>29.92</td><td>0.00</td><td>204</td><td>303</td><td>PEAK</td></tr><tr><td>2</td><td>2380.47</td><td>21.38</td><td>54.00</td><td>-32.62</td><td>--</td><td>--</td><td>--</td><td>--</td><td>--</td><td>--</td><td>--</td><td>AVERAGE</td></tr></table>							Limit	Read	Ant	Cable	Preamp	Aux	APos	TPos	Remark	Freq	Level	Line Margin	Level	Factor	Loss Factor	Factor					MHz	dBuV/m	dBuV/m	dB	dBuV	dB/m	dB	dB	cm	deg	1	2380.47	46.14	74.00	-27.86	41.18	27.20	7.68	29.92	0.00	204	303	PEAK	2	2380.47	21.38	54.00	-32.62	--	--	--	--	--	--	--	AVERAGE	 <p>Site : 03CH16-HY Condition: PEAK_74 3m 91200-1522_240328 VERTICAL : RBW:1000.000kHz VBW:3000.000kHz SMT:Auto</p> <table><tr><th></th><th>Limit</th><th>Read</th><th>Ant</th><th>Cable</th><th>Preamp</th><th>Aux</th><th>APos</th><th>TPos</th><th>Remark</th></tr><tr><th>Freq</th><th>Level</th><th>Line Margin</th><th>Level</th><th>Factor</th><th>Loss Factor</th><th>Factor</th><th></th><th></th><th></th></tr><tr><th></th><th>MHz</th><th>dBuV/m</th><th>dBuV/m</th><th>dB</th><th>dBuV</th><th>dB/m</th><th>dB</th><th>dB</th><th>cm</th><th>deg</th></tr><tr><td>1</td><td>2402.00</td><td>109.95</td><td>-----</td><td>-----</td><td>104.75</td><td>27.40</td><td>7.71</td><td>29.91</td><td>0.00</td><td>204</td><td>303</td><td>PEAK</td></tr><tr><td>2</td><td>2402.00</td><td>85.19</td><td>-----</td><td>-----</td><td>--</td><td>--</td><td>--</td><td>--</td><td>--</td><td>--</td><td>--</td><td>AVERAGE</td></tr></table>							Limit	Read	Ant	Cable	Preamp	Aux	APos	TPos	Remark	Freq	Level	Line Margin	Level	Factor	Loss Factor	Factor					MHz	dBuV/m	dBuV/m	dB	dBuV	dB/m	dB	dB	cm	deg	1	2402.00	109.95	-----	-----	104.75	27.40	7.71	29.91	0.00	204	303	PEAK	2	2402.00	85.19	-----	-----	--	--	--	--	--	--	--	AVERAGE
	Limit	Read	Ant	Cable	Preamp	Aux	APos	TPos	Remark																																																																																																																					
Freq	Level	Line Margin	Level	Factor	Loss Factor	Factor																																																																																																																								
	MHz	dBuV/m	dBuV/m	dB	dBuV	dB/m	dB	dB	cm	deg																																																																																																																				
1	2380.47	46.14	74.00	-27.86	41.18	27.20	7.68	29.92	0.00	204	303	PEAK																																																																																																																		
2	2380.47	21.38	54.00	-32.62	--	--	--	--	--	--	--	AVERAGE																																																																																																																		
	Limit	Read	Ant	Cable	Preamp	Aux	APos	TPos	Remark																																																																																																																					
Freq	Level	Line Margin	Level	Factor	Loss Factor	Factor																																																																																																																								
	MHz	dBuV/m	dBuV/m	dB	dBuV	dB/m	dB	dB	cm	deg																																																																																																																				
1	2402.00	109.95	-----	-----	104.75	27.40	7.71	29.91	0.00	204	303	PEAK																																																																																																																		
2	2402.00	85.19	-----	-----	--	--	--	--	--	--	--	AVERAGE																																																																																																																		

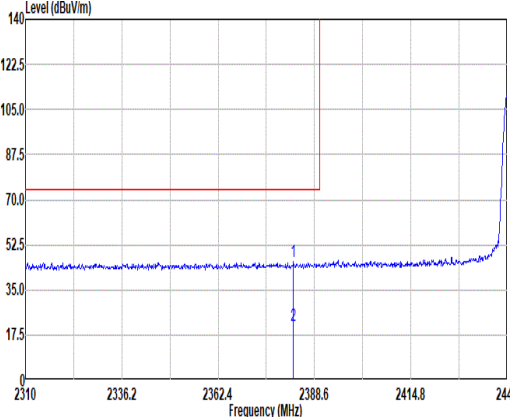
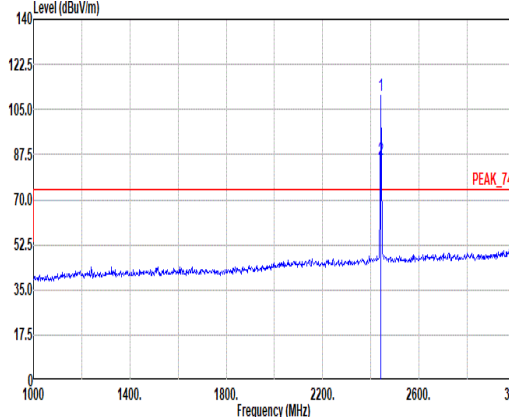


Mode	1																																																																	
	Harmonic																																																																	
	2400-2483.5_Bluetooth BR_GFSK_CH00_2402MHz																																																																	
ANT	3																																																																	
Pol.	Horizontal						Vertical																																																											
Peak  Avg																																																																		
	Site : 03CH16-HY Condition: PEAK_74 3m 91200-1522_240328 HORIZONTAL						Site : 03CH16-HY Condition: PEAK_74 3m 91200-1522_240328 VERTICAL																																																											
<table><tr><th></th><th>Limit</th><th>Read</th><th>Ant</th><th>Cable</th><th>Preamp</th><th>Aux</th><th>APos</th><th>TPos</th><th></th></tr><tr><th>Freq</th><th>Level</th><th>Line</th><th>Margin</th><th>Level</th><th>Factor</th><th>Loss</th><th>Factor</th><th>Factor</th><th>Remark</th></tr><tr><th></th><th>MHz</th><th>dBuV/m</th><th>dBuV/m</th><th>dB</th><th>dBuV</th><th>dB/m</th><th>dB</th><th>dB</th><th>cm</th><th>deg</th></tr><tr><td>1</td><td>4804.00</td><td>39.29</td><td>74.00</td><td>-34.71</td><td>62.01</td><td>32.32</td><td>10.68</td><td>66.16</td><td>0.44</td><td>--</td><td>PEAK</td></tr><tr><td>2</td><td>4804.00</td><td>14.53</td><td>54.00</td><td>-39.47</td><td>--</td><td>--</td><td>--</td><td>--</td><td>--</td><td>--</td><td>AVERAGE</td></tr></table>													Limit	Read	Ant	Cable	Preamp	Aux	APos	TPos		Freq	Level	Line	Margin	Level	Factor	Loss	Factor	Factor	Remark		MHz	dBuV/m	dBuV/m	dB	dBuV	dB/m	dB	dB	cm	deg	1	4804.00	39.29	74.00	-34.71	62.01	32.32	10.68	66.16	0.44	--	PEAK	2	4804.00	14.53	54.00	-39.47	--	--	--	--	--	--	AVERAGE
	Limit	Read	Ant	Cable	Preamp	Aux	APos	TPos																																																										
Freq	Level	Line	Margin	Level	Factor	Loss	Factor	Factor	Remark																																																									
	MHz	dBuV/m	dBuV/m	dB	dBuV	dB/m	dB	dB	cm	deg																																																								
1	4804.00	39.29	74.00	-34.71	62.01	32.32	10.68	66.16	0.44	--	PEAK																																																							
2	4804.00	14.53	54.00	-39.47	--	--	--	--	--	--	AVERAGE																																																							
<table><tr><th></th><th>Limit</th><th>Read</th><th>Ant</th><th>Cable</th><th>Preamp</th><th>Aux</th><th>APos</th><th>TPos</th><th></th></tr><tr><th>Freq</th><th>Level</th><th>Line</th><th>Margin</th><th>Level</th><th>Factor</th><th>Loss</th><th>Factor</th><th>Factor</th><th>Remark</th></tr><tr><th></th><th>MHz</th><th>dBuV/m</th><th>dBuV/m</th><th>dB</th><th>dBuV</th><th>dB/m</th><th>dB</th><th>dB</th><th>cm</th><th>deg</th></tr><tr><td>1</td><td>4804.00</td><td>39.73</td><td>74.00</td><td>-34.27</td><td>62.45</td><td>32.32</td><td>10.68</td><td>66.16</td><td>0.44</td><td>--</td><td>PEAK</td></tr><tr><td>2</td><td>4804.00</td><td>14.97</td><td>54.00</td><td>-39.03</td><td>--</td><td>--</td><td>--</td><td>--</td><td>--</td><td>--</td><td>AVERAGE</td></tr></table>													Limit	Read	Ant	Cable	Preamp	Aux	APos	TPos		Freq	Level	Line	Margin	Level	Factor	Loss	Factor	Factor	Remark		MHz	dBuV/m	dBuV/m	dB	dBuV	dB/m	dB	dB	cm	deg	1	4804.00	39.73	74.00	-34.27	62.45	32.32	10.68	66.16	0.44	--	PEAK	2	4804.00	14.97	54.00	-39.03	--	--	--	--	--	--	AVERAGE
	Limit	Read	Ant	Cable	Preamp	Aux	APos	TPos																																																										
Freq	Level	Line	Margin	Level	Factor	Loss	Factor	Factor	Remark																																																									
	MHz	dBuV/m	dBuV/m	dB	dBuV	dB/m	dB	dB	cm	deg																																																								
1	4804.00	39.73	74.00	-34.27	62.45	32.32	10.68	66.16	0.44	--	PEAK																																																							
2	4804.00	14.97	54.00	-39.03	--	--	--	--	--	--	AVERAGE																																																							

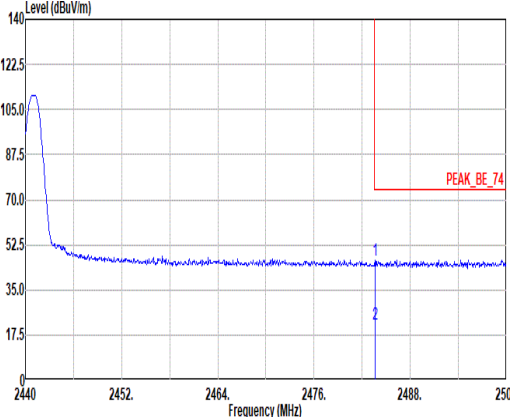


Mode	1	
	Harmonic	
	2400-2483.5_Bluetooth BR_GFSK_CH00_2402MHz	
ANT	3	
Pol.	Horizontal	Vertical
14.47G ~14.5G Avg	 <p>Site : 03CH16-HY Condition: AVG_54 3m 91280-1522_240328 HORIZONTAL</p>	 <p>Site : 03CH16-HY Condition: AVG_54 3m 91280-1522_240328 VERTICAL</p>
17.7G ~18G Avg	 <p>Site : 03CH16-HY Condition: AVG_54 3m 91280-1522_240328 HORIZONTAL</p>	 <p>Site : 03CH16-HY Condition: AVG_54 3m 91280-1522_240328 VERTICAL</p>



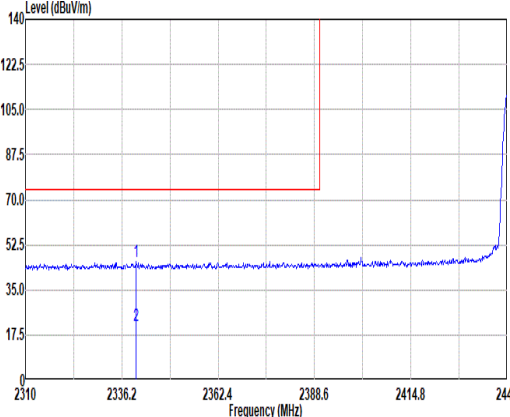
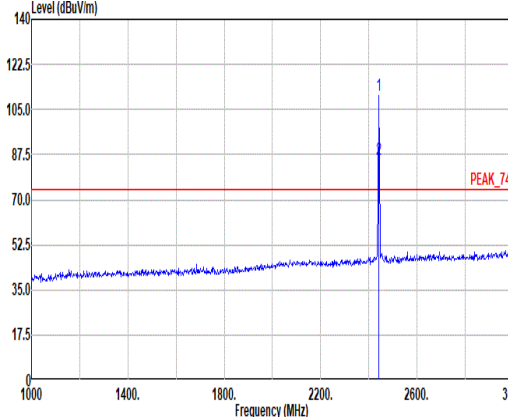
	2																																																										
Mode	Band Edge - L																																																										
	2400-2483.5_Bluetooth BR_GFSK_CH39_2441MHz																																																										
ANT	3																																																										
Pol.	Horizontal					Fundamental																																																					
Peak																																																											
	Site : 03CH16-HY Condition: PEAK_BE_74 3m 91200-1522_240328 HORIZONTAL : RBW:1000.000kHz VBN:3000.000kHz SMT:Auto																																																										
	<table><tr><th></th><th>Limit</th><th>Read</th><th>Ant</th><th>Cable</th><th>Preamp</th><th>Aux</th><th>APos</th><th>TPos</th><th>Remark</th></tr><tr><th>Freq</th><th>Level</th><th>Line Margin</th><th>Level Factor</th><th>Loss Factor</th><th>Loss Factor</th><th>Factor</th><th></th><th></th><th></th></tr><tr><th>MHz</th><th>dBuV/m</th><th>dBuV/m</th><th>dB</th><th>dBuV</th><th>dB/m</th><th>dB</th><th>dB</th><th>cm</th><th>deg</th></tr><tr><td>1 2382.84</td><td>45.96</td><td>74.00</td><td>-28.04</td><td>40.97</td><td>27.23</td><td>7.68</td><td>29.92</td><td>0.00</td><td>110 37 PEAK</td></tr><tr><td>2 2382.84</td><td>21.20</td><td>54.00</td><td>-32.80</td><td>--</td><td>--</td><td>--</td><td>--</td><td>--</td><td>-- AVERAGE</td></tr></table>											Limit	Read	Ant	Cable	Preamp	Aux	APos	TPos	Remark	Freq	Level	Line Margin	Level Factor	Loss Factor	Loss Factor	Factor				MHz	dBuV/m	dBuV/m	dB	dBuV	dB/m	dB	dB	cm	deg	1 2382.84	45.96	74.00	-28.04	40.97	27.23	7.68	29.92	0.00	110 37 PEAK	2 2382.84	21.20	54.00	-32.80	--	--	--	--	--
	Limit	Read	Ant	Cable	Preamp	Aux	APos	TPos	Remark																																																		
Freq	Level	Line Margin	Level Factor	Loss Factor	Loss Factor	Factor																																																					
MHz	dBuV/m	dBuV/m	dB	dBuV	dB/m	dB	dB	cm	deg																																																		
1 2382.84	45.96	74.00	-28.04	40.97	27.23	7.68	29.92	0.00	110 37 PEAK																																																		
2 2382.84	21.20	54.00	-32.80	--	--	--	--	--	-- AVERAGE																																																		
																																																											
Site : 03CH16-HY Condition: PEAK_74 3m 91200-1522_240328 HORIZONTAL : RBW:1000.000kHz VBN:3000.000kHz SMT:Auto																																																											
<table><tr><th></th><th>Limit</th><th>Read</th><th>Ant</th><th>Cable</th><th>Preamp</th><th>Aux</th><th>APos</th><th>TPos</th><th>Remark</th></tr><tr><th>Freq</th><th>Level</th><th>Line Margin</th><th>Level Factor</th><th>Loss Factor</th><th>Loss Factor</th><th>Factor</th><th></th><th></th><th></th></tr><tr><th>MHz</th><th>dBuV/m</th><th>dBuV/m</th><th>dB</th><th>dBuV</th><th>dB/m</th><th>dB</th><th>dB</th><th>cm</th><th>deg</th></tr><tr><td>1 2441.00</td><td>110.47</td><td>-----</td><td>-----</td><td>105.09</td><td>27.60</td><td>7.68</td><td>29.90</td><td>0.00</td><td>110 37 PEAK</td></tr><tr><td>2 2441.00</td><td>85.71</td><td>-----</td><td>-----</td><td>--</td><td>--</td><td>--</td><td>--</td><td>--</td><td>-- AVERAGE</td></tr></table>											Limit	Read	Ant	Cable	Preamp	Aux	APos	TPos	Remark	Freq	Level	Line Margin	Level Factor	Loss Factor	Loss Factor	Factor				MHz	dBuV/m	dBuV/m	dB	dBuV	dB/m	dB	dB	cm	deg	1 2441.00	110.47	-----	-----	105.09	27.60	7.68	29.90	0.00	110 37 PEAK	2 2441.00	85.71	-----	-----	--	--	--	--	--	-- AVERAGE
	Limit	Read	Ant	Cable	Preamp	Aux	APos	TPos	Remark																																																		
Freq	Level	Line Margin	Level Factor	Loss Factor	Loss Factor	Factor																																																					
MHz	dBuV/m	dBuV/m	dB	dBuV	dB/m	dB	dB	cm	deg																																																		
1 2441.00	110.47	-----	-----	105.09	27.60	7.68	29.90	0.00	110 37 PEAK																																																		
2 2441.00	85.71	-----	-----	--	--	--	--	--	-- AVERAGE																																																		



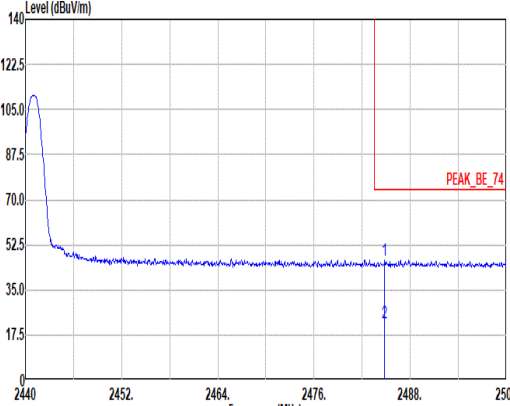
Mode	2																																																										
	Band Edge - R																																																										
	2400-2483.5_Bluetooth BR_GFSK_CH39_2441MHz																																																										
ANT	3																																																										
Pol.	Horizontal	Fundamental																																																									
Peak	<div><p>Site : 03CH16-HY Condition: PEAK_BE_74 3m 91200-1522 240328 HORIZONTAL : RBW:1000.000kHz VBW:3000.000kHz SMT:Auto</p><table><tr><th></th><th>Limit</th><th>Read</th><th>Ant</th><th>Cable</th><th>Preamp</th><th>Aux</th><th>APos</th><th>TPos</th><th></th></tr><tr><th>Freq</th><th>Level</th><th>Line</th><th>Margin</th><th>Level</th><th>Factor</th><th>Loss</th><th>Factor</th><th>Factor</th><th>Remark</th></tr><tr><th></th><th>MHz</th><th>dBuV/m</th><th>dBuV/m</th><th>dB</th><th>dBuV</th><th>dB/m</th><th>dB</th><th>dB</th><th>cm</th><th>deg</th></tr><tr><td>1</td><td>2483.62</td><td>46.43</td><td>74.00</td><td>-27.57</td><td>40.97</td><td>27.70</td><td>7.64</td><td>29.88</td><td>0.00</td><td>110</td><td>37</td><td>PEAK</td></tr><tr><td>2</td><td>2483.62</td><td>21.67</td><td>54.00</td><td>-32.33</td><td>--</td><td>--</td><td>--</td><td>--</td><td>--</td><td>--</td><td>--</td><td>AVERAGE</td></tr></table></div>		Limit	Read	Ant	Cable	Preamp	Aux	APos	TPos		Freq	Level	Line	Margin	Level	Factor	Loss	Factor	Factor	Remark		MHz	dBuV/m	dBuV/m	dB	dBuV	dB/m	dB	dB	cm	deg	1	2483.62	46.43	74.00	-27.57	40.97	27.70	7.64	29.88	0.00	110	37	PEAK	2	2483.62	21.67	54.00	-32.33	--	--	--	--	--	--	--	AVERAGE	Blank
	Limit	Read	Ant	Cable	Preamp	Aux	APos	TPos																																																			
Freq	Level	Line	Margin	Level	Factor	Loss	Factor	Factor	Remark																																																		
	MHz	dBuV/m	dBuV/m	dB	dBuV	dB/m	dB	dB	cm	deg																																																	
1	2483.62	46.43	74.00	-27.57	40.97	27.70	7.64	29.88	0.00	110	37	PEAK																																															
2	2483.62	21.67	54.00	-32.33	--	--	--	--	--	--	--	AVERAGE																																															



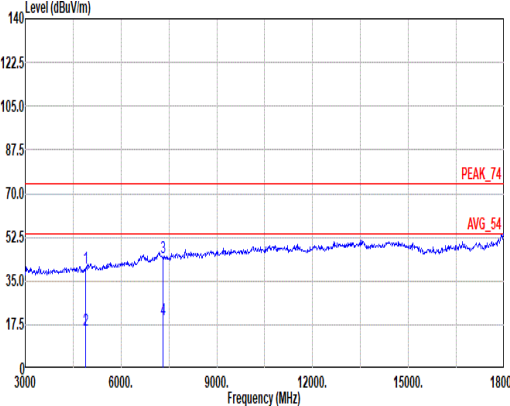
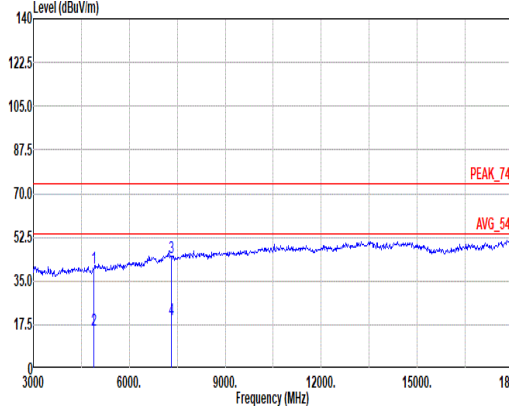


Mode	2																																																																																																																													
	Band Edge - L																																																																																																																													
	2400-2483.5_Bluetooth BR_GFSK_CH39_2441MHz																																																																																																																													
ANT	3																																																																																																																													
Pol.	Vertical						Fundamental																																																																																																																							
Peak	 <p>Site : 03CH16-HY Condition: PEAK_BE_74 3m 91200-1522_240328 VERTICAL : RBW:1000.000kHz VBW:3000.000kHz SMT:Auto</p> <table><tr><th></th><th>Limit</th><th>Read</th><th>Ant</th><th>Cable</th><th>Preamp</th><th>Aux</th><th>APos</th><th>TPos</th><th>Remark</th></tr><tr><th>Freq</th><th>Level</th><th>Line</th><th>Margin</th><th>Level</th><th>Factor</th><th>Loss</th><th>Factor</th><th>Factor</th><th></th></tr><tr><th></th><th>MHz</th><th>dBuV/m</th><th>dBuV/m</th><th>dB</th><th>dBuV</th><th>dB/m</th><th>dB</th><th>dB</th><th>cm</th><th>deg</th></tr><tr><td>1</td><td>2340.13</td><td>45.86</td><td>74.00</td><td>-28.14</td><td>41.08</td><td>27.10</td><td>7.61</td><td>29.93</td><td>0.00</td><td>193</td><td>304</td><td>PEAK</td></tr><tr><td>2</td><td>2340.13</td><td>21.10</td><td>54.00</td><td>-32.90</td><td>--</td><td>--</td><td>--</td><td>--</td><td>--</td><td>--</td><td>--</td><td>AVERAGE</td></tr></table>							Limit	Read	Ant	Cable	Preamp	Aux	APos	TPos	Remark	Freq	Level	Line	Margin	Level	Factor	Loss	Factor	Factor			MHz	dBuV/m	dBuV/m	dB	dBuV	dB/m	dB	dB	cm	deg	1	2340.13	45.86	74.00	-28.14	41.08	27.10	7.61	29.93	0.00	193	304	PEAK	2	2340.13	21.10	54.00	-32.90	--	--	--	--	--	--	--	AVERAGE	 <p>Site : 03CH16-HY Condition: PEAK_74 3m 91200-1522_240328 VERTICAL : RBW:1000.000kHz VBW:3000.000kHz SMT:Auto</p> <table><tr><th></th><th>Limit</th><th>Read</th><th>Ant</th><th>Cable</th><th>Preamp</th><th>Aux</th><th>APos</th><th>TPos</th><th>Remark</th></tr><tr><th>Freq</th><th>Level</th><th>Line</th><th>Margin</th><th>Level</th><th>Factor</th><th>Loss</th><th>Factor</th><th>Factor</th><th></th></tr><tr><th></th><th>MHz</th><th>dBuV/m</th><th>dBuV/m</th><th>dB</th><th>dBuV</th><th>dB/m</th><th>dB</th><th>dB</th><th>cm</th><th>deg</th></tr><tr><td>1</td><td>2441.00</td><td>110.33</td><td>-----</td><td>-----</td><td>104.95</td><td>27.60</td><td>7.68</td><td>29.90</td><td>0.00</td><td>193</td><td>304</td><td>PEAK</td></tr><tr><td>2</td><td>2441.00</td><td>85.57</td><td>-----</td><td>-----</td><td>--</td><td>--</td><td>--</td><td>--</td><td>--</td><td>--</td><td>--</td><td>AVERAGE</td></tr></table>							Limit	Read	Ant	Cable	Preamp	Aux	APos	TPos	Remark	Freq	Level	Line	Margin	Level	Factor	Loss	Factor	Factor			MHz	dBuV/m	dBuV/m	dB	dBuV	dB/m	dB	dB	cm	deg	1	2441.00	110.33	-----	-----	104.95	27.60	7.68	29.90	0.00	193	304	PEAK	2	2441.00	85.57	-----	-----	--	--	--	--	--	--	--	AVERAGE
	Limit	Read	Ant	Cable	Preamp	Aux	APos	TPos	Remark																																																																																																																					
Freq	Level	Line	Margin	Level	Factor	Loss	Factor	Factor																																																																																																																						
	MHz	dBuV/m	dBuV/m	dB	dBuV	dB/m	dB	dB	cm	deg																																																																																																																				
1	2340.13	45.86	74.00	-28.14	41.08	27.10	7.61	29.93	0.00	193	304	PEAK																																																																																																																		
2	2340.13	21.10	54.00	-32.90	--	--	--	--	--	--	--	AVERAGE																																																																																																																		
	Limit	Read	Ant	Cable	Preamp	Aux	APos	TPos	Remark																																																																																																																					
Freq	Level	Line	Margin	Level	Factor	Loss	Factor	Factor																																																																																																																						
	MHz	dBuV/m	dBuV/m	dB	dBuV	dB/m	dB	dB	cm	deg																																																																																																																				
1	2441.00	110.33	-----	-----	104.95	27.60	7.68	29.90	0.00	193	304	PEAK																																																																																																																		
2	2441.00	85.57	-----	-----	--	--	--	--	--	--	--	AVERAGE																																																																																																																		

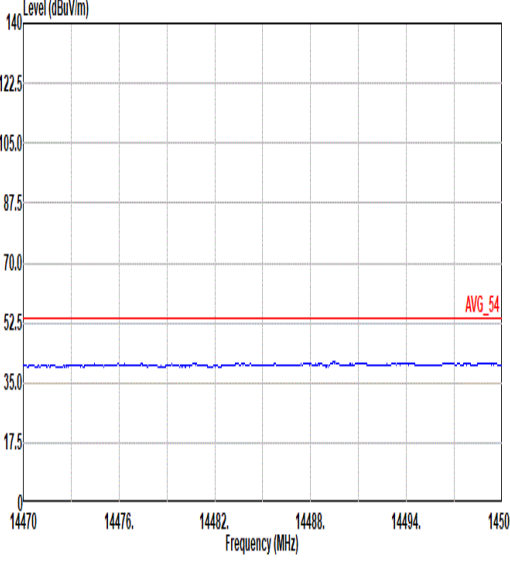
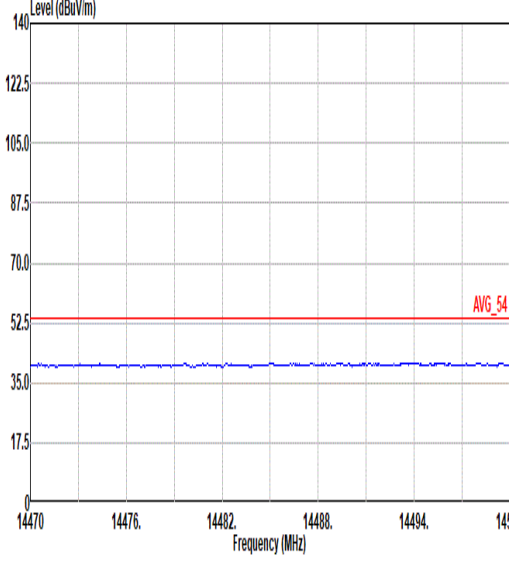
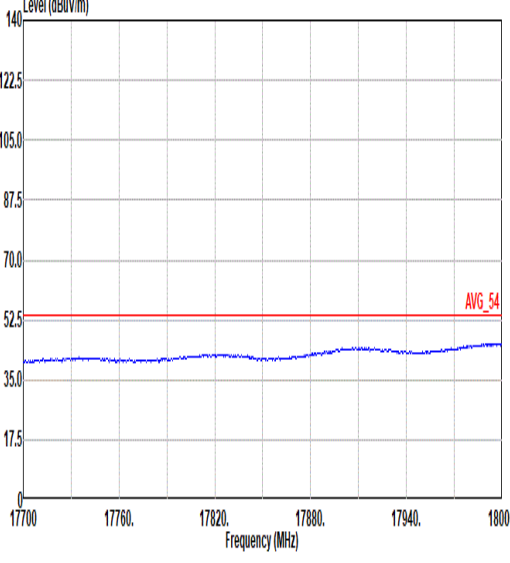
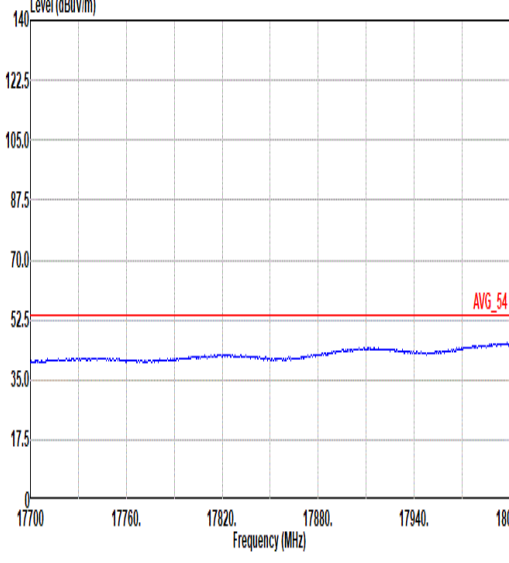


Mode	2																																																										
	Band Edge - R																																																										
	2400-2483.5_Bluetooth BR_GFSK_CH39_2441MHz																																																										
ANT	3																																																										
Pol.	Vertical	Fundamental																																																									
Peak	<div><p>Site : 03CH16-HY Condition: PEAK_BE_74 3m 91200-1522 240328 VERTICAL : RBW:1000.000kHz VBW:3000.000kHz SMT:Auto</p><table><tr><th></th><th>Limit</th><th>Read</th><th>Ant</th><th>Cable</th><th>Preamp</th><th>Aux</th><th>APos</th><th>TPos</th><th></th></tr><tr><th>Freq</th><th>Level</th><th>Line</th><th>Margin</th><th>Level</th><th>Factor</th><th>Loss</th><th>Factor</th><th>Factor</th><th>Remark</th></tr><tr><th></th><th>MHz</th><th>dBuV/m</th><th>dBuV/m</th><th>dB</th><th>dBuV</th><th>dB/m</th><th>dB</th><th>dB</th><th>cm</th><th>deg</th></tr><tr><td>1</td><td>2404.82</td><td>46.75</td><td>74.00</td><td>-27.25</td><td>41.29</td><td>27.70</td><td>7.64</td><td>29.88</td><td>0.00</td><td>193</td><td>304</td><td>PEAK</td></tr><tr><td>2</td><td>2404.82</td><td>21.99</td><td>54.00</td><td>-32.01</td><td>--</td><td>--</td><td>--</td><td>--</td><td>--</td><td>--</td><td>--</td><td>AVERAGE</td></tr></table></div>		Limit	Read	Ant	Cable	Preamp	Aux	APos	TPos		Freq	Level	Line	Margin	Level	Factor	Loss	Factor	Factor	Remark		MHz	dBuV/m	dBuV/m	dB	dBuV	dB/m	dB	dB	cm	deg	1	2404.82	46.75	74.00	-27.25	41.29	27.70	7.64	29.88	0.00	193	304	PEAK	2	2404.82	21.99	54.00	-32.01	--	--	--	--	--	--	--	AVERAGE	Blank
	Limit	Read	Ant	Cable	Preamp	Aux	APos	TPos																																																			
Freq	Level	Line	Margin	Level	Factor	Loss	Factor	Factor	Remark																																																		
	MHz	dBuV/m	dBuV/m	dB	dBuV	dB/m	dB	dB	cm	deg																																																	
1	2404.82	46.75	74.00	-27.25	41.29	27.70	7.64	29.88	0.00	193	304	PEAK																																															
2	2404.82	21.99	54.00	-32.01	--	--	--	--	--	--	--	AVERAGE																																															

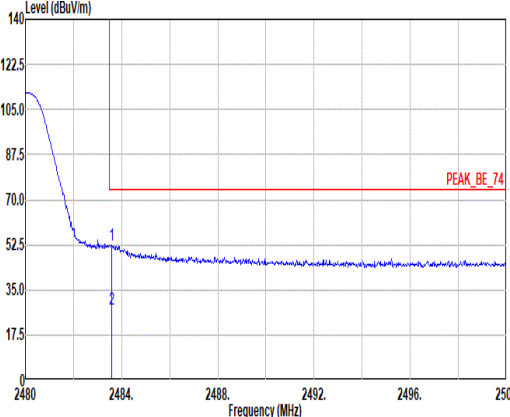
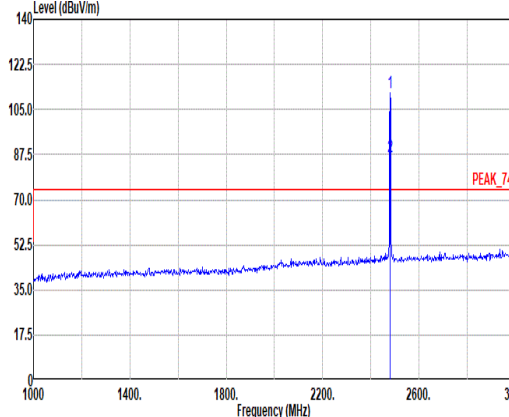


Mode	2																																																																																																																																																																															
	Harmonic																																																																																																																																																																															
	2400-2483.5_Bluetooth BR_GFSK_CH39_2441MHz																																																																																																																																																																															
ANT	3																																																																																																																																																																															
Pol.	Horizontal	Vertical																																																																																																																																																																														
Peak Avg	<div><p>Site : 03CH16-HY Condition: PEAK_74 3m 91200-1522_240328 HORIZONTAL</p><table><tr><th colspan="2"></th><th colspan="2">Limit</th><th>Read</th><th>Ant</th><th>Cable</th><th>Preamp</th><th>Aux</th><th>APos</th><th>TPos</th><th rowspan="2">Remark</th></tr><tr><th>Freq</th><th>Level</th><th>Line</th><th>Margin</th><th>Level</th><th>Factor</th><th>Loss</th><th>Factor</th><th>Factor</th><th></th><th></th></tr><tr><th></th><th>MHz</th><th>dBuV/m</th><th>dBuV/m</th><th>dB</th><th>dBuV</th><th>dB/m</th><th>dB</th><th>dB</th><th>dB</th><th>cm</th><th>deg</th></tr><tr><td>1</td><td>4882.00</td><td>39.99</td><td>74.00</td><td>-34.01</td><td>62.06</td><td>32.63</td><td>10.88</td><td>66.02</td><td>0.44</td><td>--</td><td>--</td><td>PEAK</td></tr><tr><td>2</td><td>4882.00</td><td>15.23</td><td>54.00</td><td>-38.77</td><td>--</td><td>--</td><td>--</td><td>--</td><td>--</td><td>--</td><td>--</td><td>AVERAGE</td></tr><tr><td>3</td><td>7320.00</td><td>44.37</td><td>74.00</td><td>-29.63</td><td>59.25</td><td>36.78</td><td>13.36</td><td>65.46</td><td>0.44</td><td>--</td><td>--</td><td>PEAK</td></tr><tr><td>4</td><td>7320.00</td><td>19.61</td><td>54.00</td><td>-34.39</td><td>--</td><td>--</td><td>--</td><td>--</td><td>--</td><td>--</td><td>--</td><td>AVERAGE</td></tr></table></div>			Limit		Read	Ant	Cable	Preamp	Aux	APos	TPos	Remark	Freq	Level	Line	Margin	Level	Factor	Loss	Factor	Factor				MHz	dBuV/m	dBuV/m	dB	dBuV	dB/m	dB	dB	dB	cm	deg	1	4882.00	39.99	74.00	-34.01	62.06	32.63	10.88	66.02	0.44	--	--	PEAK	2	4882.00	15.23	54.00	-38.77	--	--	--	--	--	--	--	AVERAGE	3	7320.00	44.37	74.00	-29.63	59.25	36.78	13.36	65.46	0.44	--	--	PEAK	4	7320.00	19.61	54.00	-34.39	--	--	--	--	--	--	--	AVERAGE	<div><p>Site : 03CH16-HY Condition: PEAK_74 3m 91200-1522_240328 VERTICAL</p><table><tr><th colspan="2"></th><th colspan="2">Limit</th><th>Read</th><th>Ant</th><th>Cable</th><th>Preamp</th><th>Aux</th><th>APos</th><th>TPos</th><th rowspan="2">Remark</th></tr><tr><th>Freq</th><th>Level</th><th>Line</th><th>Margin</th><th>Level</th><th>Factor</th><th>Loss</th><th>Factor</th><th>Factor</th><th></th><th></th></tr><tr><th></th><th>MHz</th><th>dBuV/m</th><th>dBuV/m</th><th>dB</th><th>dBuV</th><th>dB/m</th><th>dB</th><th>dB</th><th>dB</th><th>cm</th><th>deg</th></tr><tr><td>1</td><td>4882.00</td><td>40.27</td><td>74.00</td><td>-33.73</td><td>62.34</td><td>32.63</td><td>10.88</td><td>66.02</td><td>0.44</td><td>--</td><td>--</td><td>PEAK</td></tr><tr><td>2</td><td>4882.00</td><td>15.51</td><td>54.00</td><td>-38.49</td><td>--</td><td>--</td><td>--</td><td>--</td><td>--</td><td>--</td><td>--</td><td>AVERAGE</td></tr><tr><td>3</td><td>7320.00</td><td>44.55</td><td>74.00</td><td>-29.45</td><td>59.43</td><td>36.78</td><td>13.36</td><td>65.46</td><td>0.44</td><td>--</td><td>--</td><td>PEAK</td></tr><tr><td>4</td><td>7320.00</td><td>19.79</td><td>54.00</td><td>-34.21</td><td>--</td><td>--</td><td>--</td><td>--</td><td>--</td><td>--</td><td>--</td><td>AVERAGE</td></tr></table></div>			Limit		Read	Ant	Cable	Preamp	Aux	APos	TPos	Remark	Freq	Level	Line	Margin	Level	Factor	Loss	Factor	Factor				MHz	dBuV/m	dBuV/m	dB	dBuV	dB/m	dB	dB	dB	cm	deg	1	4882.00	40.27	74.00	-33.73	62.34	32.63	10.88	66.02	0.44	--	--	PEAK	2	4882.00	15.51	54.00	-38.49	--	--	--	--	--	--	--	AVERAGE	3	7320.00	44.55	74.00	-29.45	59.43	36.78	13.36	65.46	0.44	--	--	PEAK	4	7320.00	19.79	54.00	-34.21	--	--	--	--	--	--	--	AVERAGE
			Limit		Read	Ant	Cable	Preamp	Aux	APos	TPos	Remark																																																																																																																																																																				
Freq	Level	Line	Margin	Level	Factor	Loss	Factor	Factor																																																																																																																																																																								
	MHz	dBuV/m	dBuV/m	dB	dBuV	dB/m	dB	dB	dB	cm	deg																																																																																																																																																																					
1	4882.00	39.99	74.00	-34.01	62.06	32.63	10.88	66.02	0.44	--	--	PEAK																																																																																																																																																																				
2	4882.00	15.23	54.00	-38.77	--	--	--	--	--	--	--	AVERAGE																																																																																																																																																																				
3	7320.00	44.37	74.00	-29.63	59.25	36.78	13.36	65.46	0.44	--	--	PEAK																																																																																																																																																																				
4	7320.00	19.61	54.00	-34.39	--	--	--	--	--	--	--	AVERAGE																																																																																																																																																																				
		Limit		Read	Ant	Cable	Preamp	Aux	APos	TPos	Remark																																																																																																																																																																					
Freq	Level	Line	Margin	Level	Factor	Loss	Factor	Factor																																																																																																																																																																								
	MHz	dBuV/m	dBuV/m	dB	dBuV	dB/m	dB	dB	dB	cm	deg																																																																																																																																																																					
1	4882.00	40.27	74.00	-33.73	62.34	32.63	10.88	66.02	0.44	--	--	PEAK																																																																																																																																																																				
2	4882.00	15.51	54.00	-38.49	--	--	--	--	--	--	--	AVERAGE																																																																																																																																																																				
3	7320.00	44.55	74.00	-29.45	59.43	36.78	13.36	65.46	0.44	--	--	PEAK																																																																																																																																																																				
4	7320.00	19.79	54.00	-34.21	--	--	--	--	--	--	--	AVERAGE																																																																																																																																																																				

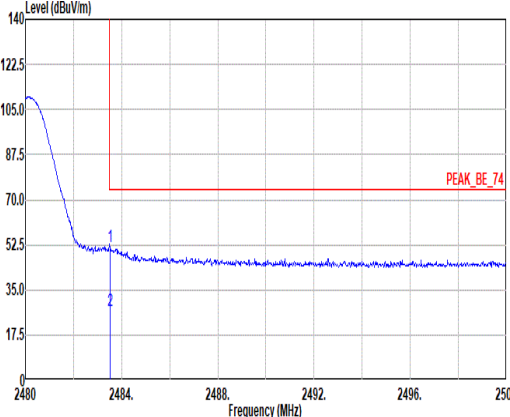
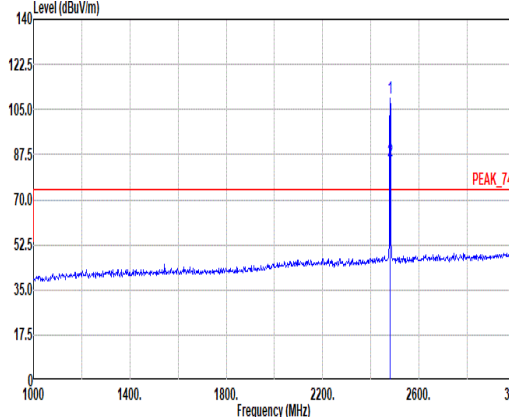


Mode	2	
	Harmonic	
	2400-2483.5_Bluetooth BR_GFSK_CH39_2441MHz	
ANT	3	
Pol.	Horizontal	Vertical
14.47G ~14.5G Avg	 <p>Site : 03CH16-HY Condition: AVG_54 3m 91280-1522_240328 HORIZONTAL</p>	 <p>Site : 03CH16-HY Condition: AVG_54 3m 91280-1522_240328 VERTICAL</p>
17.7G ~18G Avg	 <p>Site : 03CH16-HY Condition: AVG_54 3m 91280-1522_240328 HORIZONTAL</p>	 <p>Site : 03CH16-HY Condition: AVG_54 3m 91280-1522_240328 VERTICAL</p>

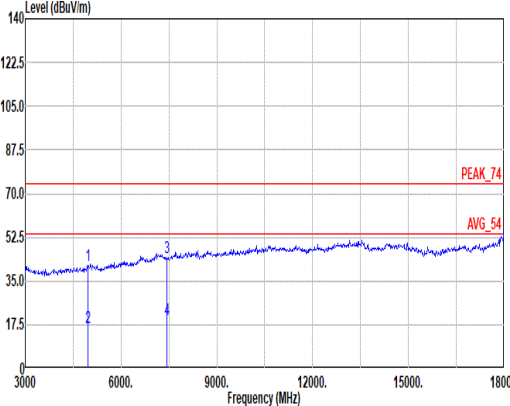
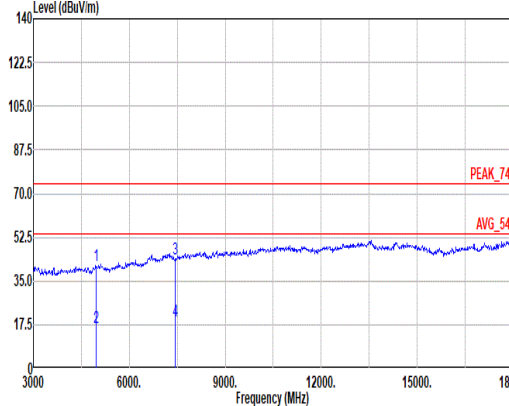


		3																																																																																																																											
Mode	Band Edge																																																																																																																												
	2400-2483.5_Bluetooth BR_GFSK_CH78_2480MHz																																																																																																																												
ANT	3																																																																																																																												
Pol.	Horizontal						Fundamental																																																																																																																						
Peak																																																																																																																													
	Site : 03CH16-HY Condition: PEAK_BE_74 3m 91200-1522_240328 HORIZONTAL : RBW:1000.000kHz VBW:3000.000kHz SMT:Auto						Site : 03CH16-HY Condition: PEAK_74 3m 91200-1522_240328 HORIZONTAL : RBW:1000.000kHz VBW:3000.000kHz SMT:Auto																																																																																																																						
	<table><tr><th></th><th>Limit</th><th>Read</th><th>Ant</th><th>Cable</th><th>Preamp</th><th>Aux</th><th>APos</th><th>TPos</th><th></th></tr><tr><th>Freq</th><th>Level</th><th>Line</th><th>Margin</th><th>Level</th><th>Factor</th><th>Loss</th><th>Factor</th><th>Factor</th><th>Remark</th></tr><tr><th></th><th>MHz</th><th>dBuV/m</th><th>dBuV/m</th><th>dB</th><th>dBuV</th><th>dB/m</th><th>dB</th><th>dB</th><th>cm</th><th>deg</th></tr><tr><td>1</td><td>2483.58</td><td>52.22</td><td>74.00</td><td>-21.78</td><td>46.76</td><td>27.70</td><td>7.64</td><td>29.88</td><td>0.00</td><td>131</td><td>29</td><td>PEAK</td></tr><tr><td>2</td><td>2483.58</td><td>27.46</td><td>54.00</td><td>-26.54</td><td>--</td><td>--</td><td>--</td><td>--</td><td>--</td><td>--</td><td>--</td><td>AVERAGE</td></tr></table>							Limit	Read	Ant	Cable	Preamp	Aux	APos	TPos		Freq	Level	Line	Margin	Level	Factor	Loss	Factor	Factor	Remark		MHz	dBuV/m	dBuV/m	dB	dBuV	dB/m	dB	dB	cm	deg	1	2483.58	52.22	74.00	-21.78	46.76	27.70	7.64	29.88	0.00	131	29	PEAK	2	2483.58	27.46	54.00	-26.54	--	--	--	--	--	--	--	AVERAGE	<table><tr><th></th><th>Limit</th><th>Read</th><th>Ant</th><th>Cable</th><th>Preamp</th><th>Aux</th><th>APos</th><th>TPos</th><th></th></tr><tr><th>Freq</th><th>Level</th><th>Line</th><th>Margin</th><th>Level</th><th>Factor</th><th>Loss</th><th>Factor</th><th>Factor</th><th>Remark</th></tr><tr><th></th><th>MHz</th><th>dBuV/m</th><th>dBuV/m</th><th>dB</th><th>dBuV</th><th>dB/m</th><th>dB</th><th>dB</th><th>cm</th><th>deg</th></tr><tr><td>1</td><td>2480.00</td><td>111.45</td><td>-----</td><td>-----</td><td>105.99</td><td>27.70</td><td>7.65</td><td>29.89</td><td>0.00</td><td>131</td><td>29</td><td>PEAK</td></tr><tr><td>2</td><td>2480.00</td><td>86.69</td><td>-----</td><td>-----</td><td>--</td><td>--</td><td>--</td><td>--</td><td>--</td><td>--</td><td>--</td><td>AVERAGE</td></tr></table>							Limit	Read	Ant	Cable	Preamp	Aux	APos	TPos		Freq	Level	Line	Margin	Level	Factor	Loss	Factor	Factor	Remark		MHz	dBuV/m	dBuV/m	dB	dBuV	dB/m	dB	dB	cm	deg	1	2480.00	111.45	-----	-----	105.99	27.70	7.65	29.89	0.00	131	29	PEAK	2	2480.00	86.69	-----	-----	--	--	--	--	--	--	--
	Limit	Read	Ant	Cable	Preamp	Aux	APos	TPos																																																																																																																					
Freq	Level	Line	Margin	Level	Factor	Loss	Factor	Factor	Remark																																																																																																																				
	MHz	dBuV/m	dBuV/m	dB	dBuV	dB/m	dB	dB	cm	deg																																																																																																																			
1	2483.58	52.22	74.00	-21.78	46.76	27.70	7.64	29.88	0.00	131	29	PEAK																																																																																																																	
2	2483.58	27.46	54.00	-26.54	--	--	--	--	--	--	--	AVERAGE																																																																																																																	
	Limit	Read	Ant	Cable	Preamp	Aux	APos	TPos																																																																																																																					
Freq	Level	Line	Margin	Level	Factor	Loss	Factor	Factor	Remark																																																																																																																				
	MHz	dBuV/m	dBuV/m	dB	dBuV	dB/m	dB	dB	cm	deg																																																																																																																			
1	2480.00	111.45	-----	-----	105.99	27.70	7.65	29.89	0.00	131	29	PEAK																																																																																																																	
2	2480.00	86.69	-----	-----	--	--	--	--	--	--	--	AVERAGE																																																																																																																	

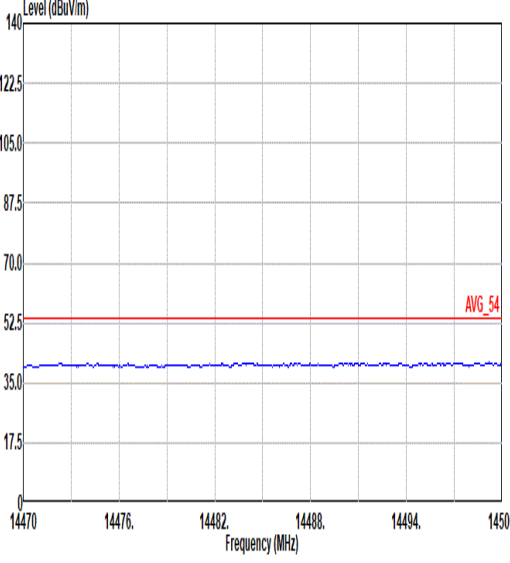
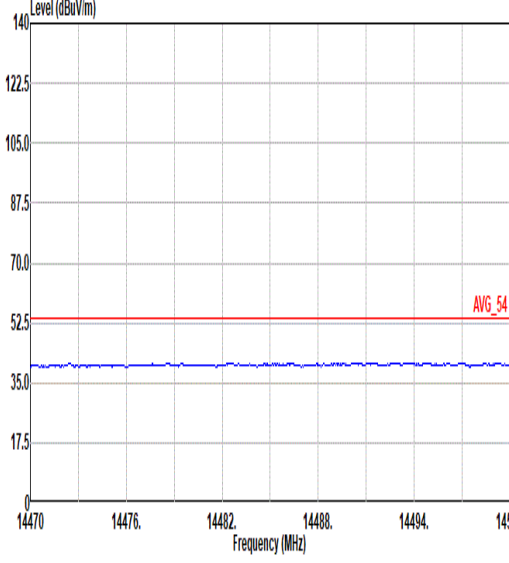
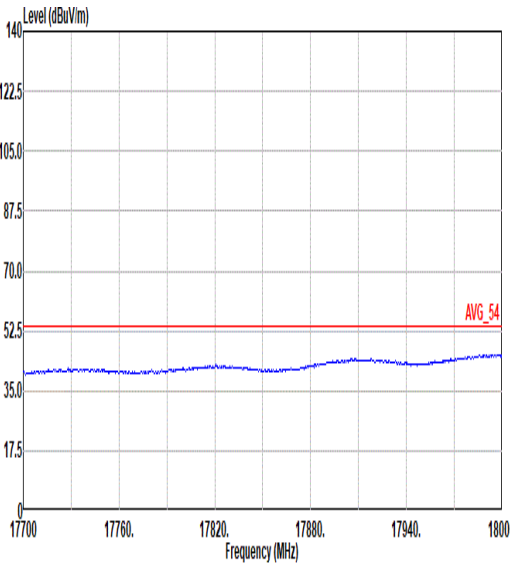
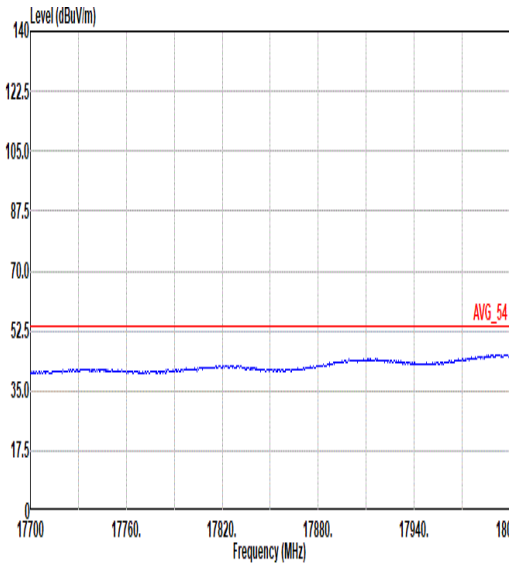


	3																																																																																																																												
Mode	Band Edge																																																																																																																												
	2400-2483.5_Bluetooth BR_GFSK_CH78_2480MHz																																																																																																																												
ANT	3																																																																																																																												
Pol.	Vertical						Fundamental																																																																																																																						
Peak																																																																																																																													
	Site : 03CH16-HY Condition: PEAK_BE_74 3m 91200-1522_240328 VERTICAL : RBW:1000.000kHz VBW:3000.000kHz SMT:Auto						Site : 03CH16-HY Condition: PEAK_74 3m 91200-1522_240328 VERTICAL : RBW:1000.000kHz VBW:3000.000kHz SMT:Auto																																																																																																																						
	<table><tr><th></th><th>Limit</th><th>Read</th><th>Ant</th><th>Cable</th><th>Preamp</th><th>Aux</th><th>APos</th><th>TPos</th><th></th></tr><tr><th>Freq</th><th>Level</th><th>Line</th><th>Margin</th><th>Level</th><th>Factor</th><th>Loss</th><th>Factor</th><th>Factor</th><th>Remark</th></tr><tr><th></th><th>MHz</th><th>dBuV/m</th><th>dBuV/m</th><th>dB</th><th>dBuV</th><th>dB/m</th><th>dB</th><th>dB</th><th>cm</th><th>deg</th></tr><tr><td>1</td><td>2483.52</td><td>51.88</td><td>74.00</td><td>-22.12</td><td>46.42</td><td>27.70</td><td>7.64</td><td>29.88</td><td>0.00</td><td>237</td><td>269</td><td>PEAK</td></tr><tr><td>2</td><td>2483.52</td><td>27.12</td><td>54.00</td><td>-26.88</td><td>--</td><td>--</td><td>--</td><td>--</td><td>--</td><td>--</td><td>--</td><td>AVERAGE</td></tr></table>							Limit	Read	Ant	Cable	Preamp	Aux	APos	TPos		Freq	Level	Line	Margin	Level	Factor	Loss	Factor	Factor	Remark		MHz	dBuV/m	dBuV/m	dB	dBuV	dB/m	dB	dB	cm	deg	1	2483.52	51.88	74.00	-22.12	46.42	27.70	7.64	29.88	0.00	237	269	PEAK	2	2483.52	27.12	54.00	-26.88	--	--	--	--	--	--	--	AVERAGE	<table><tr><th></th><th>Limit</th><th>Read</th><th>Ant</th><th>Cable</th><th>Preamp</th><th>Aux</th><th>APos</th><th>TPos</th><th></th></tr><tr><th>Freq</th><th>Level</th><th>Line</th><th>Margin</th><th>Level</th><th>Factor</th><th>Loss</th><th>Factor</th><th>Factor</th><th>Remark</th></tr><tr><th></th><th>MHz</th><th>dBuV/m</th><th>dBuV/m</th><th>dB</th><th>dBuV</th><th>dB/m</th><th>dB</th><th>dB</th><th>cm</th><th>deg</th></tr><tr><td>1</td><td>2480.00</td><td>109.62</td><td>-----</td><td>-----</td><td>104.16</td><td>27.70</td><td>7.65</td><td>29.89</td><td>0.00</td><td>237</td><td>269</td><td>PEAK</td></tr><tr><td>2</td><td>2480.00</td><td>84.86</td><td>-----</td><td>-----</td><td>--</td><td>--</td><td>--</td><td>--</td><td>--</td><td>--</td><td>--</td><td>AVERAGE</td></tr></table>							Limit	Read	Ant	Cable	Preamp	Aux	APos	TPos		Freq	Level	Line	Margin	Level	Factor	Loss	Factor	Factor	Remark		MHz	dBuV/m	dBuV/m	dB	dBuV	dB/m	dB	dB	cm	deg	1	2480.00	109.62	-----	-----	104.16	27.70	7.65	29.89	0.00	237	269	PEAK	2	2480.00	84.86	-----	-----	--	--	--	--	--	--	--
	Limit	Read	Ant	Cable	Preamp	Aux	APos	TPos																																																																																																																					
Freq	Level	Line	Margin	Level	Factor	Loss	Factor	Factor	Remark																																																																																																																				
	MHz	dBuV/m	dBuV/m	dB	dBuV	dB/m	dB	dB	cm	deg																																																																																																																			
1	2483.52	51.88	74.00	-22.12	46.42	27.70	7.64	29.88	0.00	237	269	PEAK																																																																																																																	
2	2483.52	27.12	54.00	-26.88	--	--	--	--	--	--	--	AVERAGE																																																																																																																	
	Limit	Read	Ant	Cable	Preamp	Aux	APos	TPos																																																																																																																					
Freq	Level	Line	Margin	Level	Factor	Loss	Factor	Factor	Remark																																																																																																																				
	MHz	dBuV/m	dBuV/m	dB	dBuV	dB/m	dB	dB	cm	deg																																																																																																																			
1	2480.00	109.62	-----	-----	104.16	27.70	7.65	29.89	0.00	237	269	PEAK																																																																																																																	
2	2480.00	84.86	-----	-----	--	--	--	--	--	--	--	AVERAGE																																																																																																																	



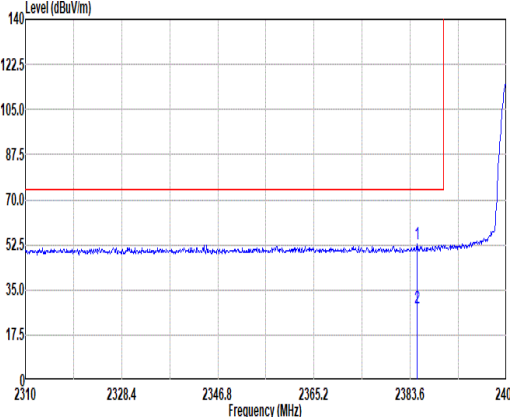
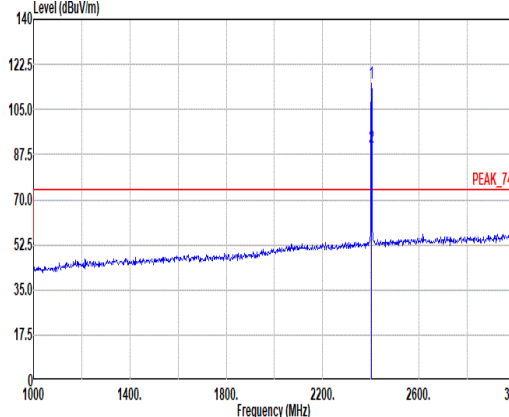
Mode	3																																																																																																																																													
	Harmonic																																																																																																																																													
	2400-2483.5_Bluetooth BR_GFSK_CH78_2480MHz																																																																																																																																													
ANT	3																																																																																																																																													
Pol.	Horizontal	Vertical																																																																																																																																												
Peak Avg	<div><p>Site : 03CH16-HY Condition: PEAK_74 3m 91200-1522_240328 HORIZONTAL</p><table><tr><th></th><th>Limit</th><th>Read</th><th>Ant</th><th>Cable</th><th>Preamp</th><th>Aux</th><th>APos</th><th>TPos</th><th></th></tr><tr><th>Freq</th><th>Level</th><th>Line</th><th>Margin</th><th>Level</th><th>Factor</th><th>Loss</th><th>Factor</th><th>Factor</th><th>Remark</th></tr><tr><th></th><th>MHz</th><th>dBuV/m</th><th>dBuV/m</th><th>dB</th><th>dBuV</th><th>dB/m</th><th>dB</th><th>dB</th><th></th></tr><tr><td>1</td><td>4960.00</td><td>41.16</td><td>74.00</td><td>-32.84</td><td>62.47</td><td>33.02</td><td>11.09</td><td>65.87</td><td>0.45 -- -- PEAK</td></tr><tr><td>2</td><td>4960.00</td><td>16.40</td><td>54.00</td><td>-37.60</td><td>--</td><td>--</td><td>--</td><td>--</td><td>-- AVERAGE</td></tr><tr><td>3</td><td>7440.00</td><td>44.19</td><td>74.00</td><td>-29.81</td><td>59.46</td><td>36.32</td><td>13.48</td><td>65.47</td><td>0.40 -- -- PEAK</td></tr><tr><td>4</td><td>7440.00</td><td>19.43</td><td>54.00</td><td>-34.57</td><td>--</td><td>--</td><td>--</td><td>--</td><td>-- AVERAGE</td></tr></table></div>		Limit	Read	Ant	Cable	Preamp	Aux	APos	TPos		Freq	Level	Line	Margin	Level	Factor	Loss	Factor	Factor	Remark		MHz	dBuV/m	dBuV/m	dB	dBuV	dB/m	dB	dB		1	4960.00	41.16	74.00	-32.84	62.47	33.02	11.09	65.87	0.45 -- -- PEAK	2	4960.00	16.40	54.00	-37.60	--	--	--	--	-- AVERAGE	3	7440.00	44.19	74.00	-29.81	59.46	36.32	13.48	65.47	0.40 -- -- PEAK	4	7440.00	19.43	54.00	-34.57	--	--	--	--	-- AVERAGE	<div><p>Site : 03CH16-HY Condition: PEAK_74 3m 91200-1522_240328 VERTICAL</p><table><tr><th></th><th>Limit</th><th>Read</th><th>Ant</th><th>Cable</th><th>Preamp</th><th>Aux</th><th>APos</th><th>TPos</th><th></th></tr><tr><th>Freq</th><th>Level</th><th>Line</th><th>Margin</th><th>Level</th><th>Factor</th><th>Loss</th><th>Factor</th><th>Factor</th><th>Remark</th></tr><tr><th></th><th>MHz</th><th>dBuV/m</th><th>dBuV/m</th><th>dB</th><th>dBuV</th><th>dB/m</th><th>dB</th><th>dB</th><th></th></tr><tr><td>1</td><td>4960.00</td><td>41.18</td><td>74.00</td><td>-32.82</td><td>62.49</td><td>33.02</td><td>11.09</td><td>65.87</td><td>0.45 -- -- PEAK</td></tr><tr><td>2</td><td>4960.00</td><td>16.42</td><td>54.00</td><td>-37.58</td><td>--</td><td>--</td><td>--</td><td>--</td><td>-- AVERAGE</td></tr><tr><td>3</td><td>7440.00</td><td>44.03</td><td>74.00</td><td>-29.97</td><td>59.30</td><td>36.32</td><td>13.48</td><td>65.47</td><td>0.40 -- -- PEAK</td></tr><tr><td>4</td><td>7440.00</td><td>19.27</td><td>54.00</td><td>-34.73</td><td>--</td><td>--</td><td>--</td><td>--</td><td>-- AVERAGE</td></tr></table></div>		Limit	Read	Ant	Cable	Preamp	Aux	APos	TPos		Freq	Level	Line	Margin	Level	Factor	Loss	Factor	Factor	Remark		MHz	dBuV/m	dBuV/m	dB	dBuV	dB/m	dB	dB		1	4960.00	41.18	74.00	-32.82	62.49	33.02	11.09	65.87	0.45 -- -- PEAK	2	4960.00	16.42	54.00	-37.58	--	--	--	--	-- AVERAGE	3	7440.00	44.03	74.00	-29.97	59.30	36.32	13.48	65.47	0.40 -- -- PEAK	4	7440.00	19.27	54.00	-34.73	--	--	--	--	-- AVERAGE
		Limit	Read	Ant	Cable	Preamp	Aux	APos	TPos																																																																																																																																					
Freq	Level	Line	Margin	Level	Factor	Loss	Factor	Factor	Remark																																																																																																																																					
	MHz	dBuV/m	dBuV/m	dB	dBuV	dB/m	dB	dB																																																																																																																																						
1	4960.00	41.16	74.00	-32.84	62.47	33.02	11.09	65.87	0.45 -- -- PEAK																																																																																																																																					
2	4960.00	16.40	54.00	-37.60	--	--	--	--	-- AVERAGE																																																																																																																																					
3	7440.00	44.19	74.00	-29.81	59.46	36.32	13.48	65.47	0.40 -- -- PEAK																																																																																																																																					
4	7440.00	19.43	54.00	-34.57	--	--	--	--	-- AVERAGE																																																																																																																																					
	Limit	Read	Ant	Cable	Preamp	Aux	APos	TPos																																																																																																																																						
Freq	Level	Line	Margin	Level	Factor	Loss	Factor	Factor	Remark																																																																																																																																					
	MHz	dBuV/m	dBuV/m	dB	dBuV	dB/m	dB	dB																																																																																																																																						
1	4960.00	41.18	74.00	-32.82	62.49	33.02	11.09	65.87	0.45 -- -- PEAK																																																																																																																																					
2	4960.00	16.42	54.00	-37.58	--	--	--	--	-- AVERAGE																																																																																																																																					
3	7440.00	44.03	74.00	-29.97	59.30	36.32	13.48	65.47	0.40 -- -- PEAK																																																																																																																																					
4	7440.00	19.27	54.00	-34.73	--	--	--	--	-- AVERAGE																																																																																																																																					



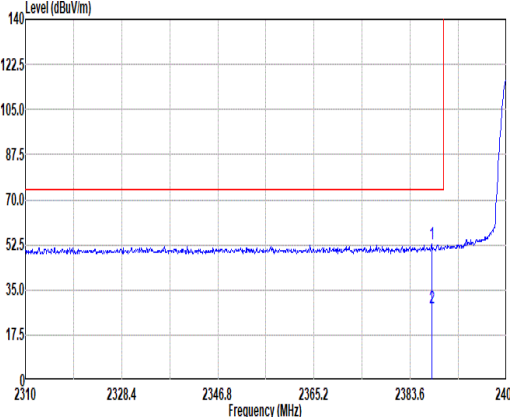
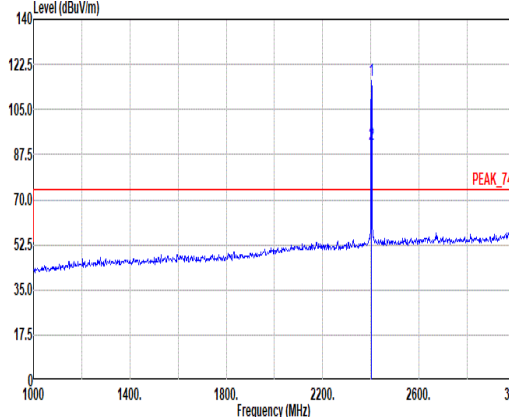
Mode	3	
	Harmonic	
	2400-2483.5_Bluetooth BR_GFSK_CH78_2480MHz	
ANT	3	
Pol.	Horizontal	Vertical
14.47G ~14.5G Avg	 <p>Site : 03CH16-HY Condition: AVG_54 3m 91280-1522_240328 HORIZONTAL</p>	 <p>Site : 03CH16-HY Condition: AVG_54 3m 91280-1522_240328 VERTICAL</p>
17.7G ~18G Avg	 <p>Site : 03CH16-HY Condition: AVG_54 3m 91280-1522_240328 HORIZONTAL</p>	 <p>Site : 03CH16-HY Condition: AVG_54 3m 91280-1522_240328 VERTICAL</p>



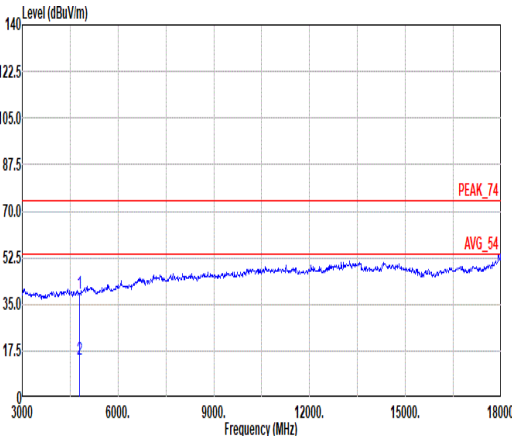
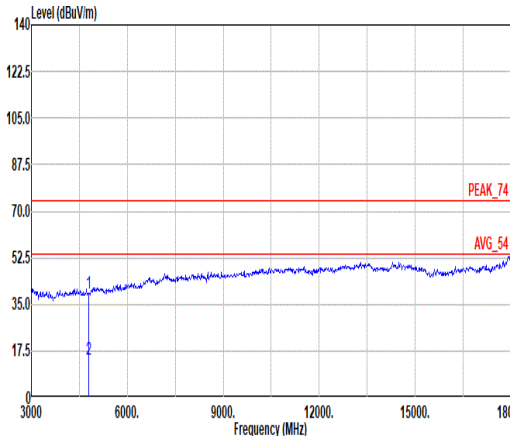


Mode	4																																																																																																																												
	Band Edge																																																																																																																												
	2400-2483.5_Bluetooth BR_GFSK_CH00_2402MHz																																																																																																																												
ANT	4																																																																																																																												
Pol.	Horizontal						Fundamental																																																																																																																						
Peak																																																																																																																													
	Site : 03CH16-HY Condition: PEAK_BE_74 3m 91200-1522_240328 HORIZONTAL : RBW:1000.000kHz VBW:3000.000kHz SMT:Auto						Site : 03CH16-HY Condition: PEAK_74 3m 91200-1522_240328 HORIZONTAL : RBW:1000.000kHz VBW:3000.000kHz SMT:Auto																																																																																																																						
	<table><tr><th></th><th>Limit</th><th>Read</th><th>Ant</th><th>Cable</th><th>Preamp</th><th>Aux</th><th>APos</th><th>TPos</th><th>Remark</th></tr><tr><th>Freq</th><th>Level</th><th>Line Margin</th><th>Level</th><th>Factor</th><th>Loss Factor</th><th>Factor</th><th></th><th></th><th></th></tr><tr><th></th><th>MHz</th><th>dBuV/m</th><th>dBuV/m</th><th>dB</th><th>dB/m</th><th>dB</th><th>dB</th><th>dB</th><th>cm</th><th>deg</th></tr><tr><td>1</td><td>2384.98</td><td>52.95</td><td>74.00</td><td>-21.05</td><td>47.93</td><td>27.25</td><td>7.68</td><td>29.91</td><td>0.00</td><td>298</td><td>225</td><td>PEAK</td></tr><tr><td>2</td><td>2384.98</td><td>28.19</td><td>54.00</td><td>-25.81</td><td>--</td><td>--</td><td>--</td><td>--</td><td>--</td><td>--</td><td>--</td><td>AVERAGE</td></tr></table>							Limit	Read	Ant	Cable	Preamp	Aux	APos	TPos	Remark	Freq	Level	Line Margin	Level	Factor	Loss Factor	Factor					MHz	dBuV/m	dBuV/m	dB	dB/m	dB	dB	dB	cm	deg	1	2384.98	52.95	74.00	-21.05	47.93	27.25	7.68	29.91	0.00	298	225	PEAK	2	2384.98	28.19	54.00	-25.81	--	--	--	--	--	--	--	AVERAGE	<table><tr><th></th><th>Limit</th><th>Read</th><th>Ant</th><th>Cable</th><th>Preamp</th><th>Aux</th><th>APos</th><th>TPos</th><th>Remark</th></tr><tr><th>Freq</th><th>Level</th><th>Line Margin</th><th>Level</th><th>Factor</th><th>Loss Factor</th><th>Factor</th><th></th><th></th><th></th></tr><tr><th></th><th>MHz</th><th>dBuV/m</th><th>dBuV/m</th><th>dB</th><th>dB/m</th><th>dB</th><th>dB</th><th>dB</th><th>cm</th><th>deg</th></tr><tr><td>1</td><td>2402.00</td><td>114.95</td><td>-----</td><td>-----</td><td>109.75</td><td>27.40</td><td>7.71</td><td>29.91</td><td>0.00</td><td>298</td><td>225</td><td>PEAK</td></tr><tr><td>2</td><td>2402.00</td><td>90.19</td><td>-----</td><td>-----</td><td>--</td><td>--</td><td>--</td><td>--</td><td>--</td><td>--</td><td>--</td><td>AVERAGE</td></tr></table>							Limit	Read	Ant	Cable	Preamp	Aux	APos	TPos	Remark	Freq	Level	Line Margin	Level	Factor	Loss Factor	Factor					MHz	dBuV/m	dBuV/m	dB	dB/m	dB	dB	dB	cm	deg	1	2402.00	114.95	-----	-----	109.75	27.40	7.71	29.91	0.00	298	225	PEAK	2	2402.00	90.19	-----	-----	--	--	--	--	--	--	--
	Limit	Read	Ant	Cable	Preamp	Aux	APos	TPos	Remark																																																																																																																				
Freq	Level	Line Margin	Level	Factor	Loss Factor	Factor																																																																																																																							
	MHz	dBuV/m	dBuV/m	dB	dB/m	dB	dB	dB	cm	deg																																																																																																																			
1	2384.98	52.95	74.00	-21.05	47.93	27.25	7.68	29.91	0.00	298	225	PEAK																																																																																																																	
2	2384.98	28.19	54.00	-25.81	--	--	--	--	--	--	--	AVERAGE																																																																																																																	
	Limit	Read	Ant	Cable	Preamp	Aux	APos	TPos	Remark																																																																																																																				
Freq	Level	Line Margin	Level	Factor	Loss Factor	Factor																																																																																																																							
	MHz	dBuV/m	dBuV/m	dB	dB/m	dB	dB	dB	cm	deg																																																																																																																			
1	2402.00	114.95	-----	-----	109.75	27.40	7.71	29.91	0.00	298	225	PEAK																																																																																																																	
2	2402.00	90.19	-----	-----	--	--	--	--	--	--	--	AVERAGE																																																																																																																	

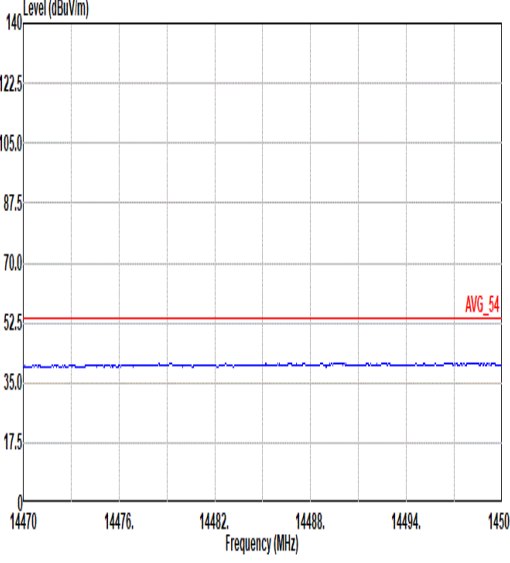
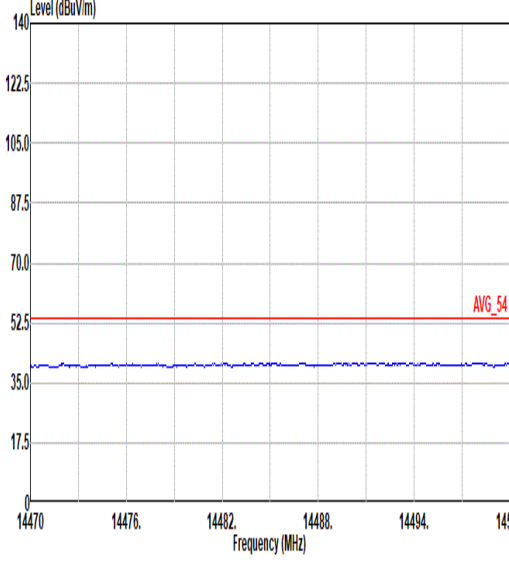
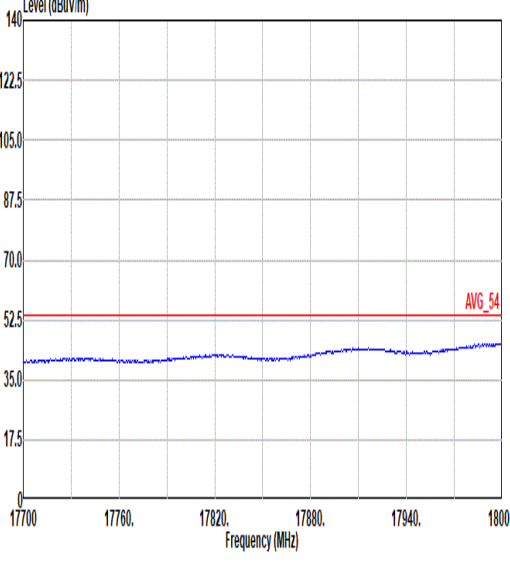
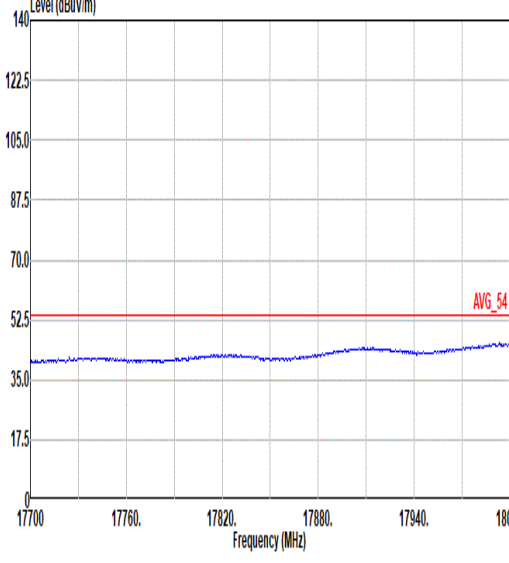


	4																																																																																																																													
Mode	Band Edge																																																																																																																													
	2400-2483.5_Bluetooth BR_GFSK_CH00_2402MHz																																																																																																																													
ANT	4																																																																																																																													
Pol.	Vertical						Fundamental																																																																																																																							
Peak	<div></div> <div>Site : 03CH16-HY Condition: PEAK_BE_74 3m 91200-1522_240328 VERTICAL : RBW:1000.000kHz VBW:3000.000kHz SMT:Auto</div> <table><tr><th></th><th>Limit</th><th>Read</th><th>Ant</th><th>Cable</th><th>Preamp</th><th>Aux</th><th>APos</th><th>TPos</th><th>Remark</th></tr><tr><th>Freq</th><th>Level</th><th>Line Margin</th><th>Level Factor</th><th>Loss Factor</th><th>Loss Factor</th><th>Factor</th><th></th><th></th><th></th></tr><tr><th></th><th>MHz</th><th>dBuV/m</th><th>dBuV/m</th><th>dB</th><th>dBuV</th><th>dB/m</th><th>dB</th><th>dB</th><th>cm</th><th>deg</th></tr><tr><td>1</td><td>2387.74</td><td>52.72</td><td>74.00</td><td>-21.28</td><td>47.66</td><td>27.28</td><td>7.69</td><td>29.91</td><td>0.00</td><td>103</td><td>297</td><td>PEAK</td></tr><tr><td>2</td><td>2387.74</td><td>27.96</td><td>54.00</td><td>-26.04</td><td>--</td><td>--</td><td>--</td><td>--</td><td>--</td><td>--</td><td>--</td><td>AVERAGE</td></tr></table>							Limit	Read	Ant	Cable	Preamp	Aux	APos	TPos	Remark	Freq	Level	Line Margin	Level Factor	Loss Factor	Loss Factor	Factor					MHz	dBuV/m	dBuV/m	dB	dBuV	dB/m	dB	dB	cm	deg	1	2387.74	52.72	74.00	-21.28	47.66	27.28	7.69	29.91	0.00	103	297	PEAK	2	2387.74	27.96	54.00	-26.04	--	--	--	--	--	--	--	AVERAGE	<div></div> <div>Site : 03CH16-HY Condition: PEAK_74 3m 91200-1522_240328 VERTICAL : RBW:1000.000kHz VBW:3000.000kHz SMT:Auto</div> <table><tr><th></th><th>Limit</th><th>Read</th><th>Ant</th><th>Cable</th><th>Preamp</th><th>Aux</th><th>APos</th><th>TPos</th><th>Remark</th></tr><tr><th>Freq</th><th>Level</th><th>Line Margin</th><th>Level Factor</th><th>Loss Factor</th><th>Loss Factor</th><th>Factor</th><th></th><th></th><th></th></tr><tr><th></th><th>MHz</th><th>dBuV/m</th><th>dBuV/m</th><th>dB</th><th>dBuV</th><th>dB/m</th><th>dB</th><th>dB</th><th>cm</th><th>deg</th></tr><tr><td>1</td><td>2402.00</td><td>116.18</td><td>-----</td><td>-----</td><td>110.98</td><td>27.40</td><td>7.71</td><td>29.91</td><td>0.00</td><td>103</td><td>297</td><td>PEAK</td></tr><tr><td>2</td><td>2402.00</td><td>91.42</td><td>-----</td><td>-----</td><td>--</td><td>--</td><td>--</td><td>--</td><td>--</td><td>--</td><td>--</td><td>AVERAGE</td></tr></table>							Limit	Read	Ant	Cable	Preamp	Aux	APos	TPos	Remark	Freq	Level	Line Margin	Level Factor	Loss Factor	Loss Factor	Factor					MHz	dBuV/m	dBuV/m	dB	dBuV	dB/m	dB	dB	cm	deg	1	2402.00	116.18	-----	-----	110.98	27.40	7.71	29.91	0.00	103	297	PEAK	2	2402.00	91.42	-----	-----	--	--	--	--	--	--	--	AVERAGE
	Limit	Read	Ant	Cable	Preamp	Aux	APos	TPos	Remark																																																																																																																					
Freq	Level	Line Margin	Level Factor	Loss Factor	Loss Factor	Factor																																																																																																																								
	MHz	dBuV/m	dBuV/m	dB	dBuV	dB/m	dB	dB	cm	deg																																																																																																																				
1	2387.74	52.72	74.00	-21.28	47.66	27.28	7.69	29.91	0.00	103	297	PEAK																																																																																																																		
2	2387.74	27.96	54.00	-26.04	--	--	--	--	--	--	--	AVERAGE																																																																																																																		
	Limit	Read	Ant	Cable	Preamp	Aux	APos	TPos	Remark																																																																																																																					
Freq	Level	Line Margin	Level Factor	Loss Factor	Loss Factor	Factor																																																																																																																								
	MHz	dBuV/m	dBuV/m	dB	dBuV	dB/m	dB	dB	cm	deg																																																																																																																				
1	2402.00	116.18	-----	-----	110.98	27.40	7.71	29.91	0.00	103	297	PEAK																																																																																																																		
2	2402.00	91.42	-----	-----	--	--	--	--	--	--	--	AVERAGE																																																																																																																		

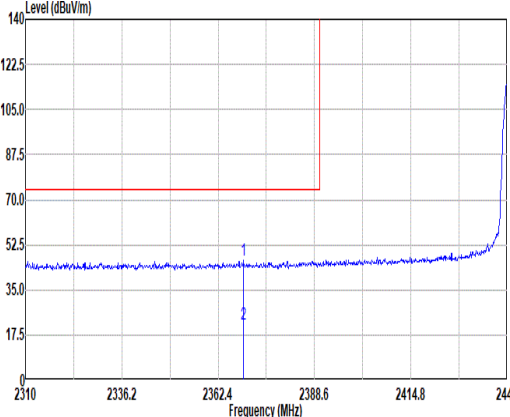
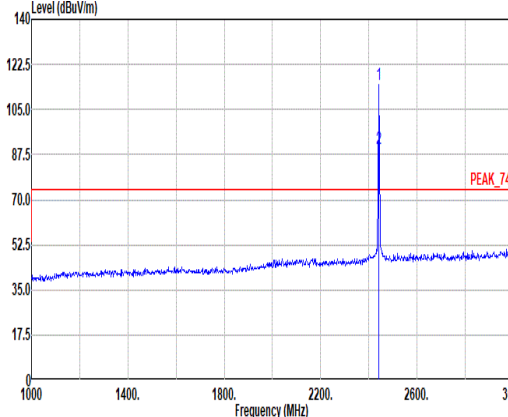


Mode	4																																																																	
	Harmonic																																																																	
	2400-2483.5_Bluetooth BR_GFSK_CH00_2402MHz																																																																	
ANT	4																																																																	
Pol.	Horizontal						Vertical																																																											
Peak  Avg																																																																		
	Site : 03CH16-HY Condition: PEAK_74 3m 91200-1522_240328 HORIZONTAL						Site : 03CH16-HY Condition: PEAK_74 3m 91200-1522_240328 VERTICAL																																																											
<table><tr><th></th><th>Limit</th><th>Read</th><th>Ant</th><th>Cable</th><th>Preamp</th><th>Aux</th><th>APos</th><th>TPos</th><th></th></tr><tr><th>Freq</th><th>Level</th><th>Line</th><th>Margin</th><th>Level</th><th>Factor</th><th>Loss</th><th>Factor</th><th>Factor</th><th>Remark</th></tr><tr><th></th><th>MHz</th><th>dBuV/m</th><th>dBuV/m</th><th>dB</th><th>dBuV</th><th>dB/m</th><th>dB</th><th>dB</th><th>cm</th><th>deg</th></tr><tr><td>1</td><td>4804.00</td><td>39.05</td><td>74.00</td><td>-34.95</td><td>61.77</td><td>32.32</td><td>10.68</td><td>66.16</td><td>0.44</td><td>--</td><td>PEAK</td></tr><tr><td>2</td><td>4804.00</td><td>14.29</td><td>54.00</td><td>-39.71</td><td>--</td><td>--</td><td>--</td><td>--</td><td>--</td><td>--</td><td>AVERAGE</td></tr></table>													Limit	Read	Ant	Cable	Preamp	Aux	APos	TPos		Freq	Level	Line	Margin	Level	Factor	Loss	Factor	Factor	Remark		MHz	dBuV/m	dBuV/m	dB	dBuV	dB/m	dB	dB	cm	deg	1	4804.00	39.05	74.00	-34.95	61.77	32.32	10.68	66.16	0.44	--	PEAK	2	4804.00	14.29	54.00	-39.71	--	--	--	--	--	--	AVERAGE
	Limit	Read	Ant	Cable	Preamp	Aux	APos	TPos																																																										
Freq	Level	Line	Margin	Level	Factor	Loss	Factor	Factor	Remark																																																									
	MHz	dBuV/m	dBuV/m	dB	dBuV	dB/m	dB	dB	cm	deg																																																								
1	4804.00	39.05	74.00	-34.95	61.77	32.32	10.68	66.16	0.44	--	PEAK																																																							
2	4804.00	14.29	54.00	-39.71	--	--	--	--	--	--	AVERAGE																																																							
<table><tr><th></th><th>Limit</th><th>Read</th><th>Ant</th><th>Cable</th><th>Preamp</th><th>Aux</th><th>APos</th><th>TPos</th><th></th></tr><tr><th>Freq</th><th>Level</th><th>Line</th><th>Margin</th><th>Level</th><th>Factor</th><th>Loss</th><th>Factor</th><th>Factor</th><th>Remark</th></tr><tr><th></th><th>MHz</th><th>dBuV/m</th><th>dBuV/m</th><th>dB</th><th>dBuV</th><th>dB/m</th><th>dB</th><th>dB</th><th>cm</th><th>deg</th></tr><tr><td>1</td><td>4804.00</td><td>39.27</td><td>74.00</td><td>-34.73</td><td>61.99</td><td>32.32</td><td>10.68</td><td>66.16</td><td>0.44</td><td>--</td><td>PEAK</td></tr><tr><td>2</td><td>4804.00</td><td>14.51</td><td>54.00</td><td>-39.49</td><td>--</td><td>--</td><td>--</td><td>--</td><td>--</td><td>--</td><td>AVERAGE</td></tr></table>													Limit	Read	Ant	Cable	Preamp	Aux	APos	TPos		Freq	Level	Line	Margin	Level	Factor	Loss	Factor	Factor	Remark		MHz	dBuV/m	dBuV/m	dB	dBuV	dB/m	dB	dB	cm	deg	1	4804.00	39.27	74.00	-34.73	61.99	32.32	10.68	66.16	0.44	--	PEAK	2	4804.00	14.51	54.00	-39.49	--	--	--	--	--	--	AVERAGE
	Limit	Read	Ant	Cable	Preamp	Aux	APos	TPos																																																										
Freq	Level	Line	Margin	Level	Factor	Loss	Factor	Factor	Remark																																																									
	MHz	dBuV/m	dBuV/m	dB	dBuV	dB/m	dB	dB	cm	deg																																																								
1	4804.00	39.27	74.00	-34.73	61.99	32.32	10.68	66.16	0.44	--	PEAK																																																							
2	4804.00	14.51	54.00	-39.49	--	--	--	--	--	--	AVERAGE																																																							

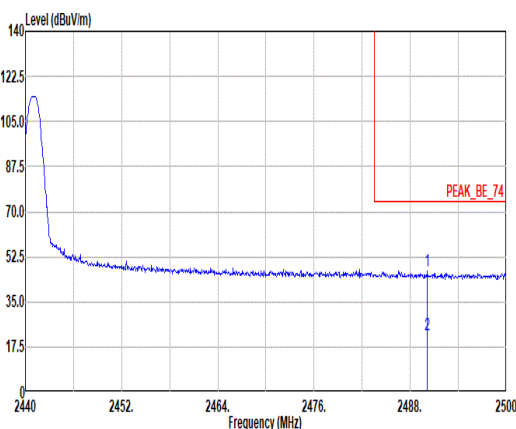


Mode	4	
	Harmonic	
	2400-2483.5_Bluetooth BR_GFSK_CH00_2402MHz	
ANT	4	
Pol.	Horizontal	Vertical
14.47G ~14.5G Avg	 <p>Site : 03CH16-HY Condition: AVG_54 3m 91280-1522_240328 HORIZONTAL</p>	 <p>Site : 03CH16-HY Condition: AVG_54 3m 91280-1522_240328 VERTICAL</p>
	 <p>Site : 03CH16-HY Condition: AVG_54 3m 91280-1522_240328 HORIZONTAL</p>	 <p>Site : 03CH16-HY Condition: AVG_54 3m 91280-1522_240328 VERTICAL</p>

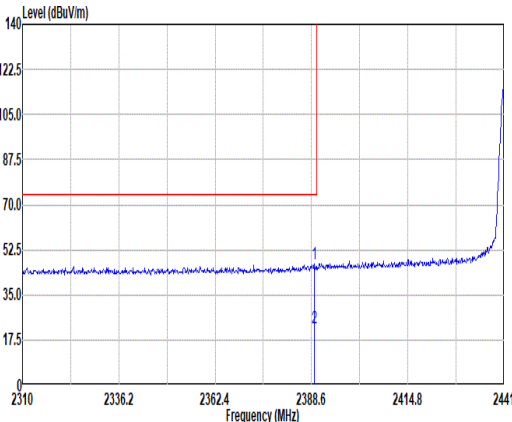
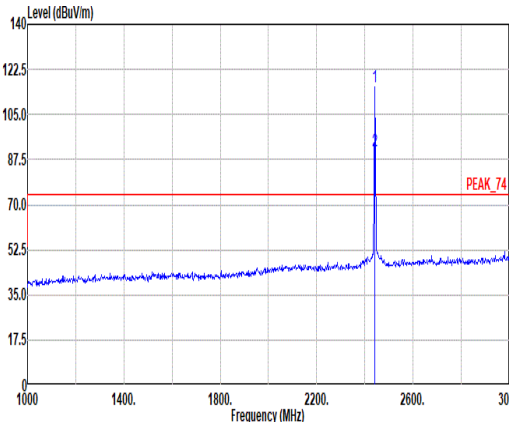


Mode	5																																																																										
	Band Edge - L																																																																										
	2400-2483.5_Bluetooth BR_GFSK_CH39_2441MHz																																																																										
ANT	4																																																																										
Pol.	Horizontal						Fundamental																																																																				
Peak																																																																											
	Site : 03CH16-HY Condition: PEAK_BE_74 3m 91200-1522_240328 HORIZONTAL : RBW:1000.000kHz VBW:3000.000kHz SMT:Auto																																																																										
	<table><tr><th colspan="2"></th><th colspan="2">Limit</th><th colspan="2">Read</th><th>Ant</th><th>Cable</th><th>Preamp</th><th>Aux</th><th>APos</th><th>TPos</th><th rowspan="2">Remark</th></tr><tr><th colspan="2">Freq</th><th>Level</th><th>Line Margin</th><th>Level</th><th>Factor</th><th>Loss Factor</th><th>Factor</th><th>Factor</th><th>Factor</th><th></th><th></th></tr><tr><th>MHz</th><th>dBuV/m</th><th>dBuV/m</th><th>dB</th><th>dBuV</th><th>dB/m</th><th>dB</th><th>dB</th><th>dB</th><th>dB</th><th>cm</th><th>deg</th><th></th></tr><tr><td>1</td><td>2369.34</td><td>46.56</td><td>74.00</td><td>-27.44</td><td>41.62</td><td>27.20</td><td>7.66</td><td>29.92</td><td>0.00</td><td>292</td><td>227</td><td>PEAK</td></tr><tr><td>2</td><td>2369.34</td><td>21.80</td><td>54.00</td><td>-32.20</td><td>--</td><td>--</td><td>--</td><td>--</td><td>--</td><td>--</td><td>--</td><td>AVERAGE</td></tr></table>														Limit		Read		Ant	Cable	Preamp	Aux	APos	TPos	Remark	Freq		Level	Line Margin	Level	Factor	Loss Factor	Factor	Factor	Factor			MHz	dBuV/m	dBuV/m	dB	dBuV	dB/m	dB	dB	dB	dB	cm	deg		1	2369.34	46.56	74.00	-27.44	41.62	27.20	7.66	29.92	0.00	292	227	PEAK	2	2369.34	21.80	54.00	-32.20	--	--	--	--	--	--	--
		Limit		Read		Ant	Cable	Preamp	Aux	APos	TPos	Remark																																																															
Freq		Level	Line Margin	Level	Factor	Loss Factor	Factor	Factor	Factor																																																																		
MHz	dBuV/m	dBuV/m	dB	dBuV	dB/m	dB	dB	dB	dB	cm	deg																																																																
1	2369.34	46.56	74.00	-27.44	41.62	27.20	7.66	29.92	0.00	292	227	PEAK																																																															
2	2369.34	21.80	54.00	-32.20	--	--	--	--	--	--	--	AVERAGE																																																															
Site : 03CH16-HY Condition: PEAK_74 3m 91200-1522_240328 HORIZONTAL : RBW:1000.000kHz VBW:3000.000kHz SMT:Auto																																																																											
<table><tr><th colspan="2"></th><th colspan="2">Limit</th><th colspan="2">Read</th><th>Ant</th><th>Cable</th><th>Preamp</th><th>Aux</th><th>APos</th><th>TPos</th><th rowspan="2">Remark</th></tr><tr><th colspan="2">Freq</th><th>Level</th><th>Line Margin</th><th>Level</th><th>Factor</th><th>Loss Factor</th><th>Factor</th><th>Factor</th><th>Factor</th><th></th><th></th></tr><tr><th>MHz</th><th>dBuV/m</th><th>dBuV/m</th><th>dB</th><th>dBuV</th><th>dB/m</th><th>dB</th><th>dB</th><th>dB</th><th>dB</th><th>cm</th><th>deg</th><th></th></tr><tr><td>1</td><td>2441.00</td><td>114.82</td><td>-----</td><td>109.44</td><td>27.60</td><td>7.68</td><td>29.90</td><td>0.00</td><td>292</td><td>227</td><td>PEAK</td></tr><tr><td>2</td><td>2441.00</td><td>90.06</td><td>-----</td><td>--</td><td>--</td><td>--</td><td>--</td><td>--</td><td>--</td><td>--</td><td>--</td><td>AVERAGE</td></tr></table>														Limit		Read		Ant	Cable	Preamp	Aux	APos	TPos	Remark	Freq		Level	Line Margin	Level	Factor	Loss Factor	Factor	Factor	Factor			MHz	dBuV/m	dBuV/m	dB	dBuV	dB/m	dB	dB	dB	dB	cm	deg		1	2441.00	114.82	-----	109.44	27.60	7.68	29.90	0.00	292	227	PEAK	2	2441.00	90.06	-----	--	--	--	--	--	--	--	--	AVERAGE	
		Limit		Read		Ant	Cable	Preamp	Aux	APos	TPos	Remark																																																															
Freq		Level	Line Margin	Level	Factor	Loss Factor	Factor	Factor	Factor																																																																		
MHz	dBuV/m	dBuV/m	dB	dBuV	dB/m	dB	dB	dB	dB	cm	deg																																																																
1	2441.00	114.82	-----	109.44	27.60	7.68	29.90	0.00	292	227	PEAK																																																																
2	2441.00	90.06	-----	--	--	--	--	--	--	--	--	AVERAGE																																																															

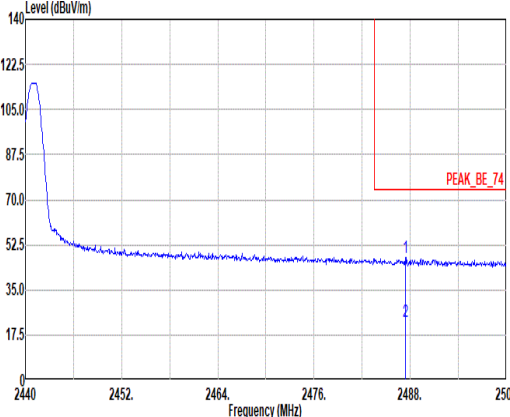


Mode	5																																																										
	Band Edge - R																																																										
	2400-2483.5_Bluetooth BR_GFSK_CH39_2441MHz																																																										
ANT	4																																																										
Pol.	Horizontal	Fundamental																																																									
Peak	<div><p>Site : 03CH16-HY Condition: PEAK_BE_74 3m 91200-1522 240328 HORIZONTAL : RBW:1000.000kHz VBW:3000.000kHz SMT:Auto</p><table><tr><th></th><th>Limit</th><th>Read</th><th>Ant</th><th>Cable</th><th>Preamp</th><th>Aux</th><th>APos</th><th>TPos</th><th>Remark</th></tr><tr><th>Freq</th><th>Level</th><th>Line</th><th>Margin</th><th>Level</th><th>Factor</th><th>Loss</th><th>Factor</th><th>Factor</th><th></th></tr><tr><th></th><th>MHz</th><th>dBuV/m</th><th>dBuV/m</th><th>dB</th><th>dBuV</th><th>dB/m</th><th>dB</th><th>dB</th><th>cm</th><th>deg</th></tr><tr><td>1</td><td>2490.16</td><td>46.98</td><td>74.00</td><td>-27.02</td><td>41.52</td><td>27.70</td><td>7.64</td><td>29.88</td><td>0.00</td><td>292</td><td>227</td><td>PEAK</td></tr><tr><td>2</td><td>2490.16</td><td>22.22</td><td>54.00</td><td>-31.78</td><td>--</td><td>--</td><td>--</td><td>--</td><td>--</td><td>--</td><td>--</td><td>AVERAGE</td></tr></table></div>		Limit	Read	Ant	Cable	Preamp	Aux	APos	TPos	Remark	Freq	Level	Line	Margin	Level	Factor	Loss	Factor	Factor			MHz	dBuV/m	dBuV/m	dB	dBuV	dB/m	dB	dB	cm	deg	1	2490.16	46.98	74.00	-27.02	41.52	27.70	7.64	29.88	0.00	292	227	PEAK	2	2490.16	22.22	54.00	-31.78	--	--	--	--	--	--	--	AVERAGE	Blank
	Limit	Read	Ant	Cable	Preamp	Aux	APos	TPos	Remark																																																		
Freq	Level	Line	Margin	Level	Factor	Loss	Factor	Factor																																																			
	MHz	dBuV/m	dBuV/m	dB	dBuV	dB/m	dB	dB	cm	deg																																																	
1	2490.16	46.98	74.00	-27.02	41.52	27.70	7.64	29.88	0.00	292	227	PEAK																																															
2	2490.16	22.22	54.00	-31.78	--	--	--	--	--	--	--	AVERAGE																																															



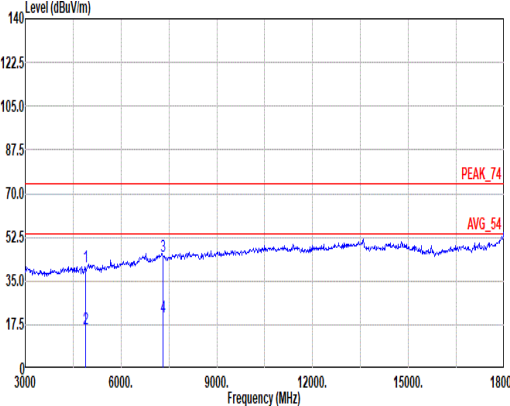
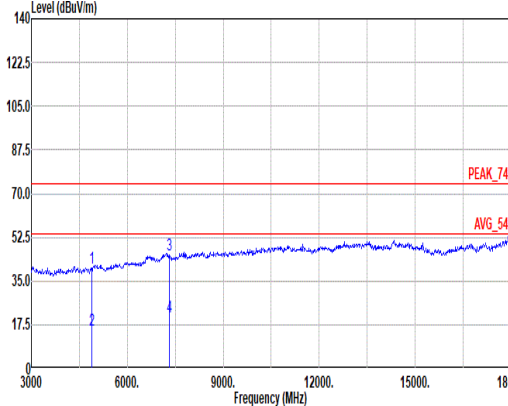
Mode	5																																																																																																																																							
	Band Edge - L																																																																																																																																							
	2400-2483.5_Bluetooth BR_GFSK_CH39_2441MHz																																																																																																																																							
ANT	4																																																																																																																																							
Pol.	Vertical					Fundamental																																																																																																																																		
Peak																																																																																																																																								
	Site : 03CH16-HY Condition: PEAK_BE_74 3m 91200-1522_240328 VERTICAL : RBW:1000.000kHz VBN:3000.000kHz SMT:Auto					Site : 03CH16-HY Condition: PEAK_74 3m 91200-1522_240328 VERTICAL : RBW:1000.000kHz VBN:3000.000kHz SMT:Auto																																																																																																																																		
	<table><tr><th colspan="2"></th><th colspan="2">Limit</th><th colspan="2">Read</th><th>Ant</th><th>Cable</th><th>Preamp</th><th>Aux</th><th>APos</th><th>TPos</th><th rowspan="2">Remark</th></tr><tr><th colspan="2">Freq</th><th>Level</th><th>Line Margin</th><th>Level</th><th>Factor</th><th>Loss</th><th>Factor</th><th>Factor</th><th>Factor</th><th></th><th></th></tr><tr><th>MHz</th><th>dBuV/m</th><th>dBuV/m</th><th>dB</th><th>dBuV</th><th>dB/m</th><th>dB</th><th>dB</th><th>dB</th><th>dB</th><th>cm</th><th>deg</th><th></th></tr><tr><td>1</td><td>2389.39</td><td>46.76</td><td>74.00</td><td>-27.24</td><td>41.69</td><td>27.29</td><td>7.69</td><td>29.91</td><td>0.00</td><td>101</td><td>293</td><td>PEAK</td></tr><tr><td>2</td><td>2389.39</td><td>22.00</td><td>54.00</td><td>-32.00</td><td>--</td><td>--</td><td>--</td><td>--</td><td>--</td><td>--</td><td>--</td><td>AVERAGE</td></tr></table>							Limit		Read		Ant	Cable	Preamp	Aux	APos	TPos	Remark	Freq		Level	Line Margin	Level	Factor	Loss	Factor	Factor	Factor			MHz	dBuV/m	dBuV/m	dB	dBuV	dB/m	dB	dB	dB	dB	cm	deg		1	2389.39	46.76	74.00	-27.24	41.69	27.29	7.69	29.91	0.00	101	293	PEAK	2	2389.39	22.00	54.00	-32.00	--	--	--	--	--	--	--	AVERAGE	<table><tr><th colspan="2"></th><th colspan="2">Limit</th><th colspan="2">Read</th><th>Ant</th><th>Cable</th><th>Preamp</th><th>Aux</th><th>APos</th><th>TPos</th><th rowspan="2">Remark</th></tr><tr><th colspan="2">Freq</th><th>Level</th><th>Line Margin</th><th>Level</th><th>Factor</th><th>Loss</th><th>Factor</th><th>Factor</th><th>Factor</th><th></th><th></th></tr><tr><th>MHz</th><th>dBuV/m</th><th>dBuV/m</th><th>dB</th><th>dBuV</th><th>dB/m</th><th>dB</th><th>dB</th><th>dB</th><th>dB</th><th>cm</th><th>deg</th><th></th></tr><tr><td>1</td><td>2441.00</td><td>115.48</td><td>-----</td><td>110.10</td><td>27.60</td><td>7.68</td><td>29.90</td><td>0.00</td><td>101</td><td>293</td><td>PEAK</td></tr><tr><td>2</td><td>2441.00</td><td>90.72</td><td>-----</td><td>--</td><td>--</td><td>--</td><td>--</td><td>--</td><td>--</td><td>--</td><td>--</td><td>AVERAGE</td></tr></table>							Limit		Read		Ant	Cable	Preamp	Aux	APos	TPos	Remark	Freq		Level	Line Margin	Level	Factor	Loss	Factor	Factor	Factor			MHz	dBuV/m	dBuV/m	dB	dBuV	dB/m	dB	dB	dB	dB	cm	deg		1	2441.00	115.48	-----	110.10	27.60	7.68	29.90	0.00	101	293	PEAK	2	2441.00	90.72	-----	--	--	--	--	--	--	--	--
		Limit		Read		Ant	Cable	Preamp	Aux	APos	TPos	Remark																																																																																																																												
Freq		Level	Line Margin	Level	Factor	Loss	Factor	Factor	Factor																																																																																																																															
MHz	dBuV/m	dBuV/m	dB	dBuV	dB/m	dB	dB	dB	dB	cm	deg																																																																																																																													
1	2389.39	46.76	74.00	-27.24	41.69	27.29	7.69	29.91	0.00	101	293	PEAK																																																																																																																												
2	2389.39	22.00	54.00	-32.00	--	--	--	--	--	--	--	AVERAGE																																																																																																																												
		Limit		Read		Ant	Cable	Preamp	Aux	APos	TPos	Remark																																																																																																																												
Freq		Level	Line Margin	Level	Factor	Loss	Factor	Factor	Factor																																																																																																																															
MHz	dBuV/m	dBuV/m	dB	dBuV	dB/m	dB	dB	dB	dB	cm	deg																																																																																																																													
1	2441.00	115.48	-----	110.10	27.60	7.68	29.90	0.00	101	293	PEAK																																																																																																																													
2	2441.00	90.72	-----	--	--	--	--	--	--	--	--	AVERAGE																																																																																																																												



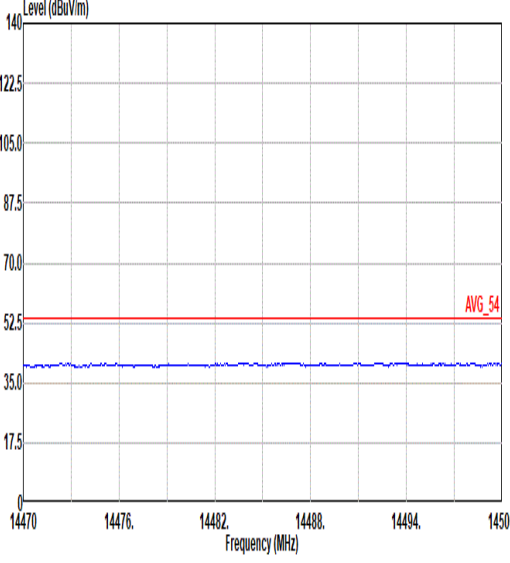
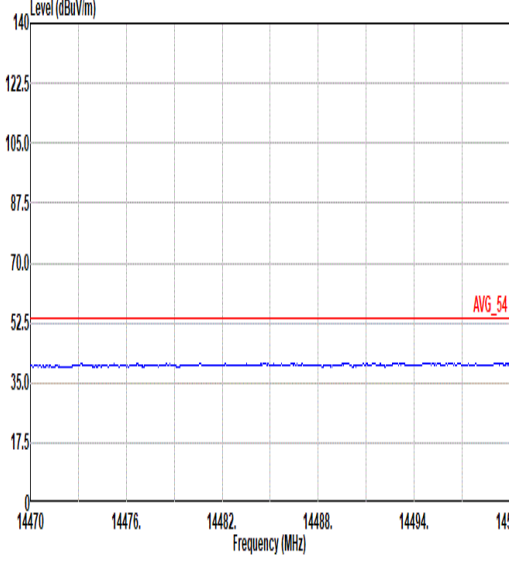
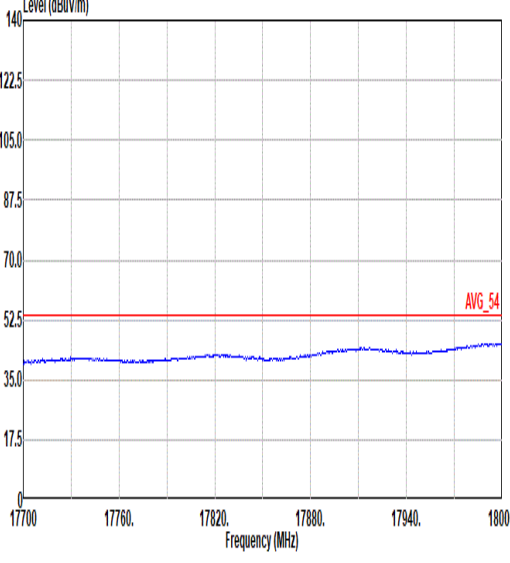
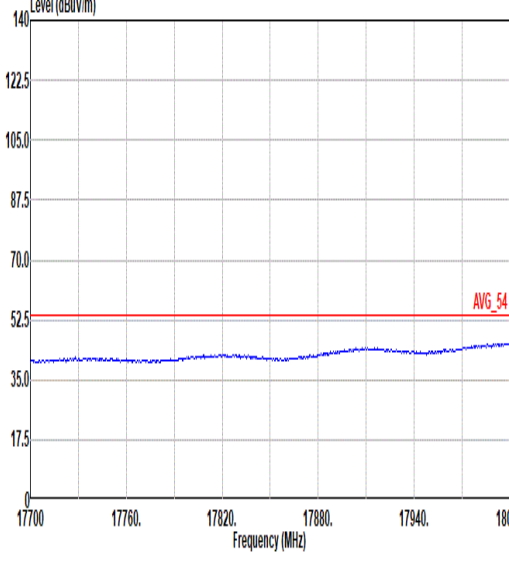
Mode	5																																																										
	Band Edge - R																																																										
	2400-2483.5_Bluetooth BR_GFSK_CH39_2441MHz																																																										
ANT	4																																																										
Pol.	Vertical	Fundamental																																																									
Peak	<div><p>Site : 03CH16-HY Condition: PEAK_BE_74 3m 91200-1522 240328 VERTICAL : RBW:1000.000kHz VBW:3000.000kHz SMT:Auto</p><table><tr><th></th><th>Limit</th><th>Read</th><th>Ant</th><th>Cable</th><th>Preamp</th><th>Aux</th><th>APos</th><th>TPos</th><th></th></tr><tr><th>Freq</th><th>Level</th><th>Line</th><th>Margin</th><th>Level</th><th>Factor</th><th>Loss</th><th>Factor</th><th>Factor</th><th>Remark</th></tr><tr><th></th><th>MHz</th><th>dBuV/m</th><th>dBuV/m</th><th>dB</th><th>dBuV</th><th>dB/m</th><th>dB</th><th>dB</th><th>cm</th><th>deg</th></tr><tr><td>1</td><td>2487.40</td><td>47.57</td><td>74.00</td><td>-26.43</td><td>42.11</td><td>27.70</td><td>7.64</td><td>29.88</td><td>0.00</td><td>101</td><td>293</td><td>PEAK</td></tr><tr><td>2</td><td>2487.40</td><td>22.81</td><td>54.00</td><td>-31.19</td><td>--</td><td>--</td><td>--</td><td>--</td><td>--</td><td>--</td><td>--</td><td>AVERAGE</td></tr></table></div>		Limit	Read	Ant	Cable	Preamp	Aux	APos	TPos		Freq	Level	Line	Margin	Level	Factor	Loss	Factor	Factor	Remark		MHz	dBuV/m	dBuV/m	dB	dBuV	dB/m	dB	dB	cm	deg	1	2487.40	47.57	74.00	-26.43	42.11	27.70	7.64	29.88	0.00	101	293	PEAK	2	2487.40	22.81	54.00	-31.19	--	--	--	--	--	--	--	AVERAGE	Blank
	Limit	Read	Ant	Cable	Preamp	Aux	APos	TPos																																																			
Freq	Level	Line	Margin	Level	Factor	Loss	Factor	Factor	Remark																																																		
	MHz	dBuV/m	dBuV/m	dB	dBuV	dB/m	dB	dB	cm	deg																																																	
1	2487.40	47.57	74.00	-26.43	42.11	27.70	7.64	29.88	0.00	101	293	PEAK																																															
2	2487.40	22.81	54.00	-31.19	--	--	--	--	--	--	--	AVERAGE																																															



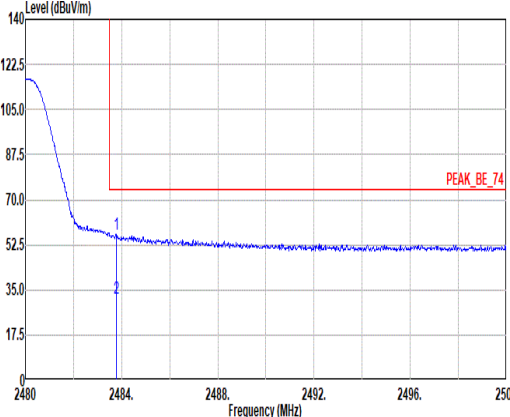
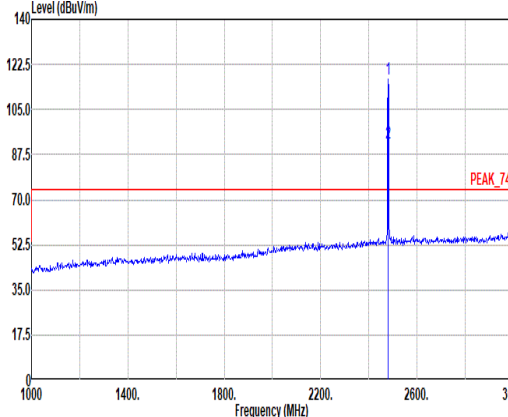


Mode	5																																																																																																																																																																																					
	Harmonic																																																																																																																																																																																					
	2400-2483.5_Bluetooth BR_GFSK_CH39_2441MHz																																																																																																																																																																																					
ANT	4																																																																																																																																																																																					
Pol.	Horizontal	Vertical																																																																																																																																																																																				
Peak Avg	 <p>Site : 03CH16-HY Condition: PEAK_74 3m 91200-1522_240328 HORIZONTAL</p> <table><tr><th colspan="2"></th><th colspan="2">Limit</th><th colspan="2">Read</th><th>Ant</th><th>Cable</th><th>Preamp</th><th>Aux</th><th>APos</th><th>TPos</th><th rowspan="2">Remark</th></tr><tr><th>Freq</th><th>Level</th><th>Line</th><th>Margin</th><th>Level</th><th>Factor</th><th>Loss</th><th>Factor</th><th>Factor</th><th></th><th></th><th></th></tr><tr><th>MHz</th><th>dBuV/m</th><th>dBuV/m</th><th>dB</th><th>dBuV</th><th>dB/m</th><th>dB</th><th>dB</th><th>dB</th><th>cm</th><th>deg</th><th></th><th></th></tr><tr><td>1 4882.00</td><td>40.69</td><td>74.00</td><td>-33.31</td><td>62.76</td><td>32.63</td><td>10.88</td><td>66.02</td><td>0.44</td><td>--</td><td>--</td><td>--</td><td>PEAK</td></tr><tr><td>2 4882.00</td><td>15.93</td><td>54.00</td><td>-38.07</td><td>--</td><td>--</td><td>--</td><td>--</td><td>--</td><td>--</td><td>--</td><td>--</td><td>AVERAGE</td></tr><tr><td>3 7323.00</td><td>45.13</td><td>74.00</td><td>-28.87</td><td>60.03</td><td>36.76</td><td>13.36</td><td>65.46</td><td>0.44</td><td>--</td><td>--</td><td>--</td><td>PEAK</td></tr><tr><td>4 7323.00</td><td>20.37</td><td>54.00</td><td>-33.63</td><td>--</td><td>--</td><td>--</td><td>--</td><td>--</td><td>--</td><td>--</td><td>--</td><td>AVERAGE</td></tr></table>			Limit		Read		Ant	Cable	Preamp	Aux	APos	TPos	Remark	Freq	Level	Line	Margin	Level	Factor	Loss	Factor	Factor				MHz	dBuV/m	dBuV/m	dB	dBuV	dB/m	dB	dB	dB	cm	deg			1 4882.00	40.69	74.00	-33.31	62.76	32.63	10.88	66.02	0.44	--	--	--	PEAK	2 4882.00	15.93	54.00	-38.07	--	--	--	--	--	--	--	--	AVERAGE	3 7323.00	45.13	74.00	-28.87	60.03	36.76	13.36	65.46	0.44	--	--	--	PEAK	4 7323.00	20.37	54.00	-33.63	--	--	--	--	--	--	--	--	AVERAGE	 <p>Site : 03CH16-HY Condition: PEAK_74 3m 91200-1522_240328 VERTICAL</p> <table><tr><th colspan="2"></th><th colspan="2">Limit</th><th colspan="2">Read</th><th>Ant</th><th>Cable</th><th>Preamp</th><th>Aux</th><th>APos</th><th>TPos</th><th rowspan="2">Remark</th></tr><tr><th>Freq</th><th>Level</th><th>Line</th><th>Margin</th><th>Level</th><th>Factor</th><th>Loss</th><th>Factor</th><th>Factor</th><th></th><th></th><th></th></tr><tr><th>MHz</th><th>dBuV/m</th><th>dBuV/m</th><th>dB</th><th>dBuV</th><th>dB/m</th><th>dB</th><th>dB</th><th>dB</th><th>cm</th><th>deg</th><th></th><th></th></tr><tr><td>1 4882.00</td><td>40.17</td><td>74.00</td><td>-33.83</td><td>62.24</td><td>32.63</td><td>10.88</td><td>66.02</td><td>0.44</td><td>--</td><td>--</td><td>--</td><td>PEAK</td></tr><tr><td>2 4882.00</td><td>15.41</td><td>54.00</td><td>-38.59</td><td>--</td><td>--</td><td>--</td><td>--</td><td>--</td><td>--</td><td>--</td><td>--</td><td>AVERAGE</td></tr><tr><td>3 7323.00</td><td>45.52</td><td>74.00</td><td>-28.48</td><td>60.42</td><td>36.76</td><td>13.36</td><td>65.46</td><td>0.44</td><td>--</td><td>--</td><td>--</td><td>PEAK</td></tr><tr><td>4 7323.00</td><td>20.76</td><td>54.00</td><td>-33.24</td><td>--</td><td>--</td><td>--</td><td>--</td><td>--</td><td>--</td><td>--</td><td>--</td><td>AVERAGE</td></tr></table>			Limit		Read		Ant	Cable	Preamp	Aux	APos	TPos	Remark	Freq	Level	Line	Margin	Level	Factor	Loss	Factor	Factor				MHz	dBuV/m	dBuV/m	dB	dBuV	dB/m	dB	dB	dB	cm	deg			1 4882.00	40.17	74.00	-33.83	62.24	32.63	10.88	66.02	0.44	--	--	--	PEAK	2 4882.00	15.41	54.00	-38.59	--	--	--	--	--	--	--	--	AVERAGE	3 7323.00	45.52	74.00	-28.48	60.42	36.76	13.36	65.46	0.44	--	--	--	PEAK	4 7323.00	20.76	54.00	-33.24	--	--	--	--	--	--	--	--	AVERAGE
			Limit		Read		Ant	Cable	Preamp	Aux	APos	TPos	Remark																																																																																																																																																																									
Freq	Level	Line	Margin	Level	Factor	Loss	Factor	Factor																																																																																																																																																																														
MHz	dBuV/m	dBuV/m	dB	dBuV	dB/m	dB	dB	dB	cm	deg																																																																																																																																																																												
1 4882.00	40.69	74.00	-33.31	62.76	32.63	10.88	66.02	0.44	--	--	--	PEAK																																																																																																																																																																										
2 4882.00	15.93	54.00	-38.07	--	--	--	--	--	--	--	--	AVERAGE																																																																																																																																																																										
3 7323.00	45.13	74.00	-28.87	60.03	36.76	13.36	65.46	0.44	--	--	--	PEAK																																																																																																																																																																										
4 7323.00	20.37	54.00	-33.63	--	--	--	--	--	--	--	--	AVERAGE																																																																																																																																																																										
		Limit		Read		Ant	Cable	Preamp	Aux	APos	TPos	Remark																																																																																																																																																																										
Freq	Level	Line	Margin	Level	Factor	Loss	Factor	Factor																																																																																																																																																																														
MHz	dBuV/m	dBuV/m	dB	dBuV	dB/m	dB	dB	dB	cm	deg																																																																																																																																																																												
1 4882.00	40.17	74.00	-33.83	62.24	32.63	10.88	66.02	0.44	--	--	--	PEAK																																																																																																																																																																										
2 4882.00	15.41	54.00	-38.59	--	--	--	--	--	--	--	--	AVERAGE																																																																																																																																																																										
3 7323.00	45.52	74.00	-28.48	60.42	36.76	13.36	65.46	0.44	--	--	--	PEAK																																																																																																																																																																										
4 7323.00	20.76	54.00	-33.24	--	--	--	--	--	--	--	--	AVERAGE																																																																																																																																																																										

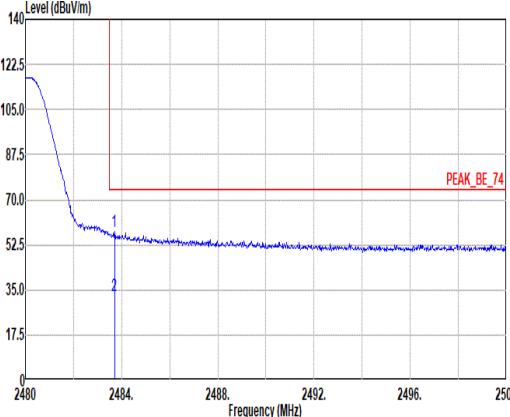
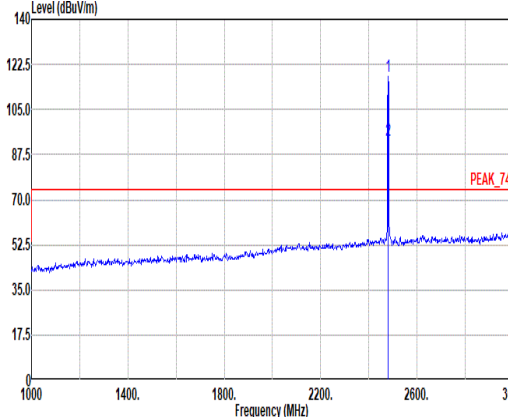


Mode	5	
	Harmonic	
	2400-2483.5_Bluetooth BR_GFSK_CH39_2441MHz	
ANT	4	
Pol.	Horizontal	Vertical
14.47G ~14.5G Avg	 <p>Site : 03CH16-HY Condition: AVG_54 3m 91280-1522_240328 HORIZONTAL</p>	 <p>Site : 03CH16-HY Condition: AVG_54 3m 91280-1522_240328 VERTICAL</p>
17.7G ~18G Avg	 <p>Site : 03CH16-HY Condition: AVG_54 3m 91280-1522_240328 HORIZONTAL</p>	 <p>Site : 03CH16-HY Condition: AVG_54 3m 91280-1522_240328 VERTICAL</p>



Mode	6																																																																																																																																											
	Band Edge																																																																																																																																											
	2400-2483.5_Bluetooth BR_GFSK_CH78_2480MHz																																																																																																																																											
ANT	4																																																																																																																																											
Pol.	Horizontal						Fundamental																																																																																																																																					
Peak	 <p>Site : 03CH16-HY Condition: PEAK_BE_74 3m 91200-1522_240328 HORIZONTAL : RBW:1000.000kHz VBW:3000.000kHz SMT:Auto</p> <table><tr><th colspan="2"></th><th colspan="2">Limit</th><th colspan="2">Read</th><th>Ant</th><th>Cable</th><th>Preamp</th><th>Aux</th><th>APos</th><th>TPos</th><th rowspan="2">Remark</th></tr><tr><th colspan="2">Freq</th><th>Level</th><th>Line Margin</th><th>Level</th><th>Factor</th><th>Factor</th><th>Loss Factor</th><th>Factor</th><th>Factor</th><th>cm</th><th>deg</th></tr><tr><th>MHz</th><th>dBuV/m</th><th>dBuV/m</th><th>dB</th><th>dBuV</th><th>dB/m</th><th>dB</th><th>dB</th><th>dB</th><th>dB</th><th>dB</th><th>cm</th><th>deg</th></tr><tr><td>1</td><td>2483.78</td><td>56.49</td><td>74.00</td><td>-17.51</td><td>51.03</td><td>27.70</td><td>7.64</td><td>29.88</td><td>0.00</td><td>321</td><td>227</td><td>PEAK</td></tr><tr><td>2</td><td>2483.78</td><td>31.73</td><td>54.00</td><td>-22.27</td><td>--</td><td>--</td><td>--</td><td>--</td><td>--</td><td>--</td><td>--</td><td>AVERAGE</td></tr></table>								Limit		Read		Ant	Cable	Preamp	Aux	APos	TPos	Remark	Freq		Level	Line Margin	Level	Factor	Factor	Loss Factor	Factor	Factor	cm	deg	MHz	dBuV/m	dBuV/m	dB	dBuV	dB/m	dB	dB	dB	dB	dB	cm	deg	1	2483.78	56.49	74.00	-17.51	51.03	27.70	7.64	29.88	0.00	321	227	PEAK	2	2483.78	31.73	54.00	-22.27	--	--	--	--	--	--	--	AVERAGE	 <p>Site : 03CH16-HY Condition: PEAK_74 3m 91200-1522_240328 HORIZONTAL : RBW:1000.000kHz VBW:3000.000kHz SMT:Auto</p> <table><tr><th colspan="2"></th><th colspan="2">Limit</th><th colspan="2">Read</th><th>Ant</th><th>Cable</th><th>Preamp</th><th>Aux</th><th>APos</th><th>TPos</th><th rowspan="2">Remark</th></tr><tr><th colspan="2">Freq</th><th>Level</th><th>Line Margin</th><th>Level</th><th>Factor</th><th>Loss Factor</th><th>Factor</th><th>Factor</th><th>Factor</th><th>cm</th><th>deg</th></tr><tr><th>MHz</th><th>dBuV/m</th><th>dBuV/m</th><th>dB</th><th>dBuV</th><th>dB/m</th><th>dB</th><th>dB</th><th>dB</th><th>dB</th><th>dB</th><th>cm</th><th>deg</th></tr><tr><td>1</td><td>2480.00</td><td>116.71</td><td>-----</td><td>-----</td><td>111.25</td><td>27.70</td><td>7.65</td><td>29.89</td><td>0.00</td><td>321</td><td>227</td><td>PEAK</td></tr><tr><td>2</td><td>2480.00</td><td>91.95</td><td>-----</td><td>-----</td><td>--</td><td>--</td><td>--</td><td>--</td><td>--</td><td>--</td><td>--</td><td>AVERAGE</td></tr></table>								Limit		Read		Ant	Cable	Preamp	Aux	APos	TPos	Remark	Freq		Level	Line Margin	Level	Factor	Loss Factor	Factor	Factor	Factor	cm	deg	MHz	dBuV/m	dBuV/m	dB	dBuV	dB/m	dB	dB	dB	dB	dB	cm	deg	1	2480.00	116.71	-----	-----	111.25	27.70	7.65	29.89	0.00	321	227	PEAK	2	2480.00	91.95	-----	-----	--	--	--	--	--	--	--	AVERAGE
		Limit		Read		Ant	Cable	Preamp	Aux	APos	TPos	Remark																																																																																																																																
Freq		Level	Line Margin	Level	Factor	Factor	Loss Factor	Factor	Factor	cm	deg																																																																																																																																	
MHz	dBuV/m	dBuV/m	dB	dBuV	dB/m	dB	dB	dB	dB	dB	cm	deg																																																																																																																																
1	2483.78	56.49	74.00	-17.51	51.03	27.70	7.64	29.88	0.00	321	227	PEAK																																																																																																																																
2	2483.78	31.73	54.00	-22.27	--	--	--	--	--	--	--	AVERAGE																																																																																																																																
		Limit		Read		Ant	Cable	Preamp	Aux	APos	TPos	Remark																																																																																																																																
Freq		Level	Line Margin	Level	Factor	Loss Factor	Factor	Factor	Factor	cm	deg																																																																																																																																	
MHz	dBuV/m	dBuV/m	dB	dBuV	dB/m	dB	dB	dB	dB	dB	cm	deg																																																																																																																																
1	2480.00	116.71	-----	-----	111.25	27.70	7.65	29.89	0.00	321	227	PEAK																																																																																																																																
2	2480.00	91.95	-----	-----	--	--	--	--	--	--	--	AVERAGE																																																																																																																																

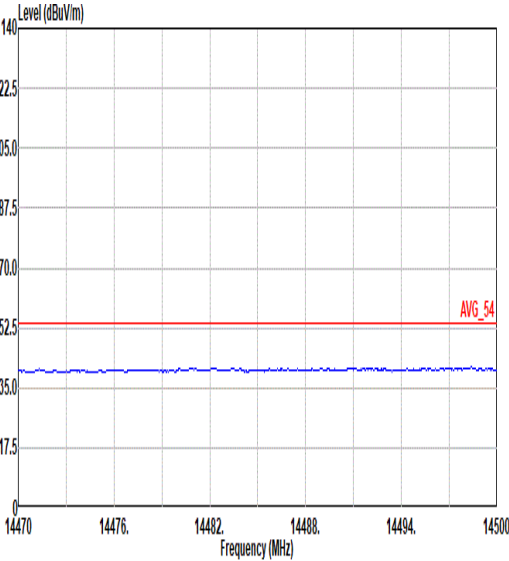
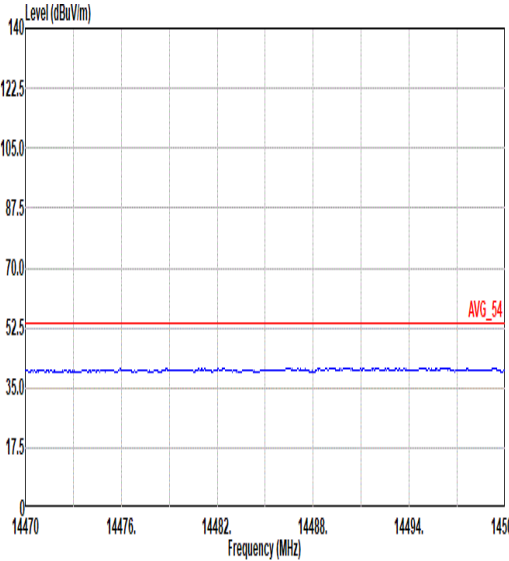
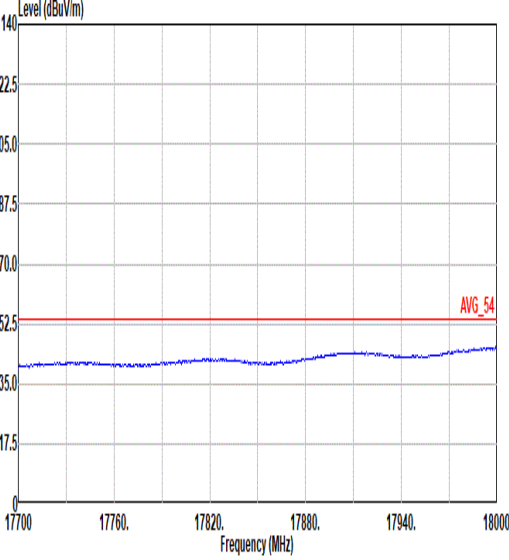
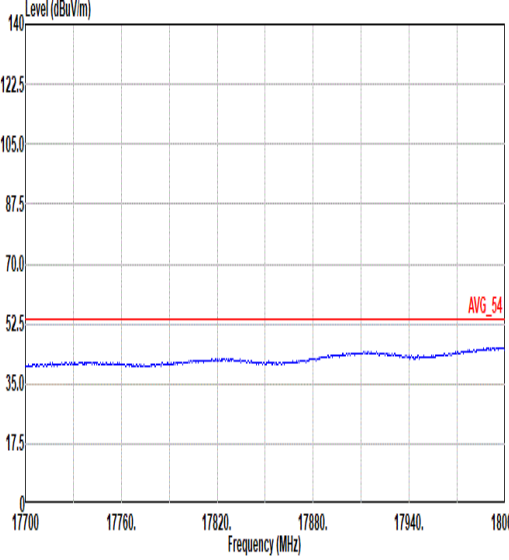


Mode	6																																																																																																																													
	Band Edge																																																																																																																													
	2400-2483.5_Bluetooth BR_GFSK_CH78_2480MHz																																																																																																																													
ANT	4																																																																																																																													
Pol.	Vertical						Fundamental																																																																																																																							
Peak	 <p>Site : 03CH16-HY Condition: PEAK_BE_74 3m 91200-1522_240328 VERTICAL : RBW:1000.000kHz VBW:3000.000kHz SMT:Auto</p> <table><tr><th></th><th>Limit</th><th>Read</th><th>Ant</th><th>Cable</th><th>Preamp</th><th>Aux</th><th>APos</th><th>TPos</th><th>Remark</th></tr><tr><th>Freq</th><th>Level</th><th>Line</th><th>Margin</th><th>Level</th><th>Factor</th><th>Loss</th><th>Factor</th><th>Factor</th><th></th></tr><tr><th></th><th>MHz</th><th>dBuV/m</th><th>dBuV/m</th><th>dB</th><th>dBuV</th><th>dB/m</th><th>dB</th><th>dB</th><th>cm</th><th>deg</th></tr><tr><td>1</td><td>2483.70</td><td>57.42</td><td>74.00</td><td>-16.58</td><td>51.96</td><td>27.70</td><td>7.64</td><td>29.88</td><td>0.00</td><td>100</td><td>294</td><td>PEAK</td></tr><tr><td>2</td><td>2483.70</td><td>32.66</td><td>54.00</td><td>-21.34</td><td>--</td><td>--</td><td>--</td><td>--</td><td>--</td><td>--</td><td>--</td><td>AVERAGE</td></tr></table>							Limit	Read	Ant	Cable	Preamp	Aux	APos	TPos	Remark	Freq	Level	Line	Margin	Level	Factor	Loss	Factor	Factor			MHz	dBuV/m	dBuV/m	dB	dBuV	dB/m	dB	dB	cm	deg	1	2483.70	57.42	74.00	-16.58	51.96	27.70	7.64	29.88	0.00	100	294	PEAK	2	2483.70	32.66	54.00	-21.34	--	--	--	--	--	--	--	AVERAGE	 <p>Site : 03CH16-HY Condition: PEAK_74 3m 91200-1522_240328 VERTICAL : RBW:1000.000kHz VBW:3000.000kHz SMT:Auto</p> <table><tr><th></th><th>Limit</th><th>Read</th><th>Ant</th><th>Cable</th><th>Preamp</th><th>Aux</th><th>APos</th><th>TPos</th><th>Remark</th></tr><tr><th>Freq</th><th>Level</th><th>Line</th><th>Margin</th><th>Level</th><th>Factor</th><th>Loss</th><th>Factor</th><th>Factor</th><th></th></tr><tr><th></th><th>MHz</th><th>dBuV/m</th><th>dBuV/m</th><th>dB</th><th>dBuV</th><th>dB/m</th><th>dB</th><th>dB</th><th>cm</th><th>deg</th></tr><tr><td>1</td><td>2480.00</td><td>117.58</td><td>-----</td><td>-----</td><td>112.12</td><td>27.70</td><td>7.65</td><td>29.89</td><td>0.00</td><td>100</td><td>294</td><td>PEAK</td></tr><tr><td>2</td><td>2480.00</td><td>92.82</td><td>-----</td><td>-----</td><td>--</td><td>--</td><td>--</td><td>--</td><td>--</td><td>--</td><td>--</td><td>AVERAGE</td></tr></table>							Limit	Read	Ant	Cable	Preamp	Aux	APos	TPos	Remark	Freq	Level	Line	Margin	Level	Factor	Loss	Factor	Factor			MHz	dBuV/m	dBuV/m	dB	dBuV	dB/m	dB	dB	cm	deg	1	2480.00	117.58	-----	-----	112.12	27.70	7.65	29.89	0.00	100	294	PEAK	2	2480.00	92.82	-----	-----	--	--	--	--	--	--	--	AVERAGE
	Limit	Read	Ant	Cable	Preamp	Aux	APos	TPos	Remark																																																																																																																					
Freq	Level	Line	Margin	Level	Factor	Loss	Factor	Factor																																																																																																																						
	MHz	dBuV/m	dBuV/m	dB	dBuV	dB/m	dB	dB	cm	deg																																																																																																																				
1	2483.70	57.42	74.00	-16.58	51.96	27.70	7.64	29.88	0.00	100	294	PEAK																																																																																																																		
2	2483.70	32.66	54.00	-21.34	--	--	--	--	--	--	--	AVERAGE																																																																																																																		
	Limit	Read	Ant	Cable	Preamp	Aux	APos	TPos	Remark																																																																																																																					
Freq	Level	Line	Margin	Level	Factor	Loss	Factor	Factor																																																																																																																						
	MHz	dBuV/m	dBuV/m	dB	dBuV	dB/m	dB	dB	cm	deg																																																																																																																				
1	2480.00	117.58	-----	-----	112.12	27.70	7.65	29.89	0.00	100	294	PEAK																																																																																																																		
2	2480.00	92.82	-----	-----	--	--	--	--	--	--	--	AVERAGE																																																																																																																		

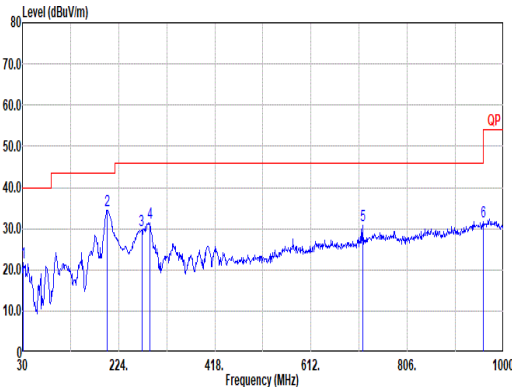
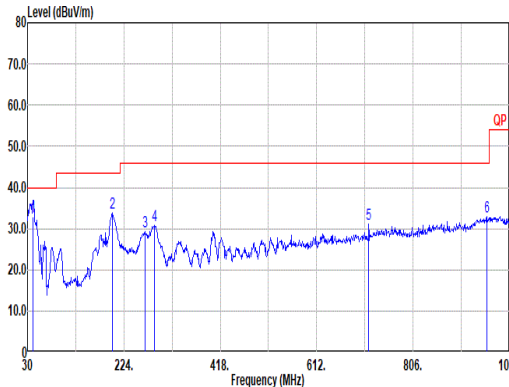


Mode	6																																																																																																																																																													
	Harmonic																																																																																																																																																													
	2400-2483.5_Bluetooth BR_GFSK_CH78_2480MHz																																																																																																																																																													
ANT	4																																																																																																																																																													
Pol.	Horizontal	Vertical																																																																																																																																																												
Peak Avg	<div></div> <div>Site : 03CH16-HY Condition: PEAK_74 3m 91200-1522_240328 HORIZONTAL</div> <table><tr><th rowspan="2">Limit</th><th rowspan="2">Read</th><th rowspan="2">Ant</th><th rowspan="2">Cable</th><th rowspan="2">Preamp</th><th rowspan="2">Aux</th><th rowspan="2">APos</th><th rowspan="2">TPos</th><th rowspan="2">Remark</th></tr><tr><th>Freq</th><th>Level</th><th>Line</th><th>Margin</th><th>Level</th><th>Factor</th><th>Loss</th><th>Factor</th><th>Factor</th></tr><tr><th></th><th>MHz</th><th>dBuV/m</th><th>dBuV/m</th><th>dB</th><th>dBuV</th><th>dB/m</th><th>dB</th><th>dB</th><th>dB</th><th>cm</th><th>deg</th></tr><tr><td>1</td><td>4960.00</td><td>40.92</td><td>74.00</td><td>-33.08</td><td>62.23</td><td>33.02</td><td>11.09</td><td>65.87</td><td>0.45</td><td>--</td><td>-- PEAK</td></tr><tr><td>2</td><td>4960.00</td><td>16.16</td><td>54.00</td><td>-37.84</td><td>--</td><td>--</td><td>--</td><td>--</td><td>--</td><td>--</td><td>-- AVERAGE</td></tr><tr><td>3</td><td>7440.00</td><td>44.00</td><td>74.00</td><td>-30.00</td><td>59.27</td><td>36.32</td><td>13.48</td><td>65.47</td><td>0.40</td><td>--</td><td>-- PEAK</td></tr><tr><td>4</td><td>7440.00</td><td>19.24</td><td>54.00</td><td>-34.76</td><td>--</td><td>--</td><td>--</td><td>--</td><td>--</td><td>--</td><td>-- AVERAGE</td></tr></table>	Limit	Read	Ant	Cable	Preamp	Aux	APos	TPos	Remark	Freq	Level	Line	Margin	Level	Factor	Loss	Factor	Factor		MHz	dBuV/m	dBuV/m	dB	dBuV	dB/m	dB	dB	dB	cm	deg	1	4960.00	40.92	74.00	-33.08	62.23	33.02	11.09	65.87	0.45	--	-- PEAK	2	4960.00	16.16	54.00	-37.84	--	--	--	--	--	--	-- AVERAGE	3	7440.00	44.00	74.00	-30.00	59.27	36.32	13.48	65.47	0.40	--	-- PEAK	4	7440.00	19.24	54.00	-34.76	--	--	--	--	--	--	-- AVERAGE	<div></div> <div>Site : 03CH16-HY Condition: PEAK_74 3m 91200-1522_240328 VERTICAL</div> <table><tr><th rowspan="2">Limit</th><th rowspan="2">Read</th><th rowspan="2">Ant</th><th rowspan="2">Cable</th><th rowspan="2">Preamp</th><th rowspan="2">Aux</th><th rowspan="2">APos</th><th rowspan="2">TPos</th><th rowspan="2">Remark</th></tr><tr><th>Freq</th><th>Level</th><th>Line</th><th>Margin</th><th>Level</th><th>Factor</th><th>Loss</th><th>Factor</th><th>Factor</th></tr><tr><th></th><th>MHz</th><th>dBuV/m</th><th>dBuV/m</th><th>dB</th><th>dBuV</th><th>dB/m</th><th>dB</th><th>dB</th><th>dB</th><th>cm</th><th>deg</th></tr><tr><td>1</td><td>4960.00</td><td>40.84</td><td>74.00</td><td>-33.16</td><td>62.15</td><td>33.02</td><td>11.09</td><td>65.87</td><td>0.45</td><td>--</td><td>-- PEAK</td></tr><tr><td>2</td><td>4960.00</td><td>16.08</td><td>54.00</td><td>-37.92</td><td>--</td><td>--</td><td>--</td><td>--</td><td>--</td><td>--</td><td>-- AVERAGE</td></tr><tr><td>3</td><td>7440.00</td><td>44.30</td><td>74.00</td><td>-29.70</td><td>59.57</td><td>36.32</td><td>13.48</td><td>65.47</td><td>0.40</td><td>--</td><td>-- PEAK</td></tr><tr><td>4</td><td>7440.00</td><td>19.54</td><td>54.00</td><td>-34.46</td><td>--</td><td>--</td><td>--</td><td>--</td><td>--</td><td>--</td><td>-- AVERAGE</td></tr></table>	Limit	Read	Ant	Cable	Preamp	Aux	APos	TPos	Remark	Freq	Level	Line	Margin	Level	Factor	Loss	Factor	Factor		MHz	dBuV/m	dBuV/m	dB	dBuV	dB/m	dB	dB	dB	cm	deg	1	4960.00	40.84	74.00	-33.16	62.15	33.02	11.09	65.87	0.45	--	-- PEAK	2	4960.00	16.08	54.00	-37.92	--	--	--	--	--	--	-- AVERAGE	3	7440.00	44.30	74.00	-29.70	59.57	36.32	13.48	65.47	0.40	--	-- PEAK	4	7440.00	19.54	54.00	-34.46	--	--	--	--	--	--	-- AVERAGE
	Limit										Read	Ant	Cable	Preamp	Aux	APos	TPos	Remark																																																																																																																																												
Freq		Level	Line	Margin	Level	Factor	Loss	Factor	Factor																																																																																																																																																					
	MHz	dBuV/m	dBuV/m	dB	dBuV	dB/m	dB	dB	dB	cm	deg																																																																																																																																																			
1	4960.00	40.92	74.00	-33.08	62.23	33.02	11.09	65.87	0.45	--	-- PEAK																																																																																																																																																			
2	4960.00	16.16	54.00	-37.84	--	--	--	--	--	--	-- AVERAGE																																																																																																																																																			
3	7440.00	44.00	74.00	-30.00	59.27	36.32	13.48	65.47	0.40	--	-- PEAK																																																																																																																																																			
4	7440.00	19.24	54.00	-34.76	--	--	--	--	--	--	-- AVERAGE																																																																																																																																																			
Limit	Read	Ant	Cable	Preamp	Aux	APos	TPos	Remark																																																																																																																																																						
									Freq	Level	Line	Margin	Level	Factor	Loss	Factor	Factor																																																																																																																																													
	MHz	dBuV/m	dBuV/m	dB	dBuV	dB/m	dB	dB	dB	cm	deg																																																																																																																																																			
1	4960.00	40.84	74.00	-33.16	62.15	33.02	11.09	65.87	0.45	--	-- PEAK																																																																																																																																																			
2	4960.00	16.08	54.00	-37.92	--	--	--	--	--	--	-- AVERAGE																																																																																																																																																			
3	7440.00	44.30	74.00	-29.70	59.57	36.32	13.48	65.47	0.40	--	-- PEAK																																																																																																																																																			
4	7440.00	19.54	54.00	-34.46	--	--	--	--	--	--	-- AVERAGE																																																																																																																																																			

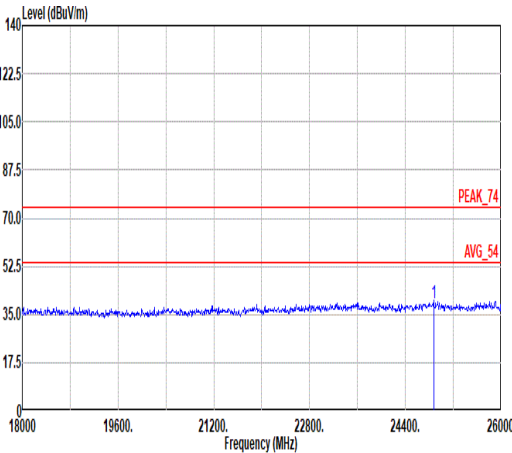
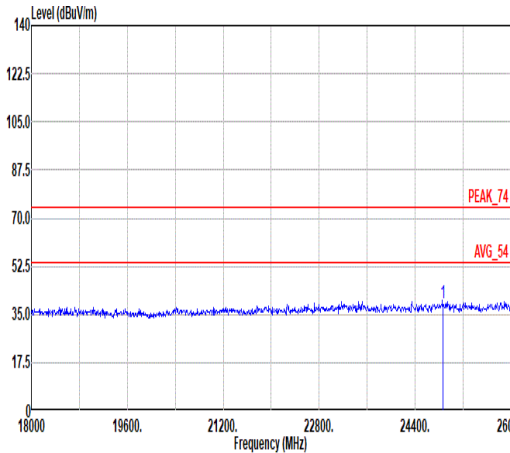


Mode	6	
	Harmonic	
	2400-2483.5_Bluetooth BR_GFSK_CH78_2480MHz	
ANT	4	
Pol.	Horizontal	Vertical
14.47G ~14.5G Avg	 <p>Site : 03CH16-HY Condition: AVG_54 3m 91280-1522_240328 HORIZONTAL</p>	 <p>Site : 03CH16-HY Condition: AVG_54 3m 91280-1522_240328 VERTICAL</p>
17.7G ~18G Avg	 <p>Site : 03CH16-HY Condition: AVG_54 3m 91280-1522_240328 HORIZONTAL</p>	 <p>Site : 03CH16-HY Condition: AVG_54 3m 91280-1522_240328 VERTICAL</p>



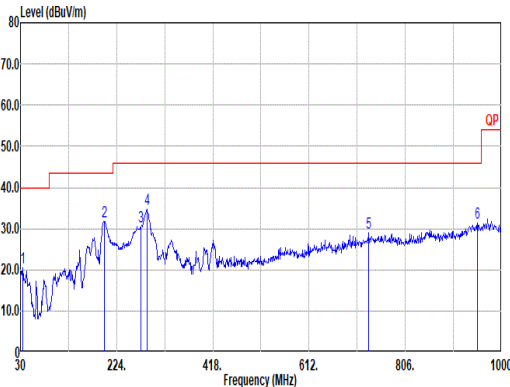
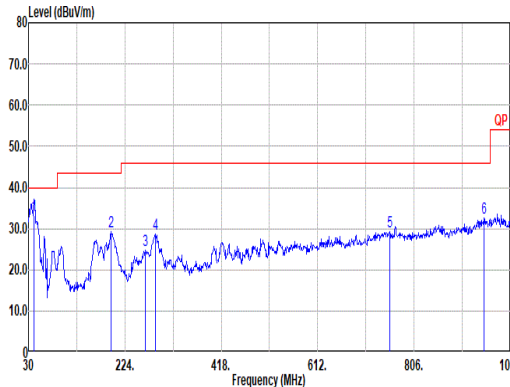
Mode	25																																																																																																																																																																																																																																					
	LF																																																																																																																																																																																																																																					
	2400-2483.5_Bluetooth BR_GFSK_CH78_2480MHz																																																																																																																																																																																																																																					
ANT	3																																																																																																																																																																																																																																					
Pol.	Horizontal						Vertical																																																																																																																																																																																																																															
QP/ Peak	<div><div><p>Site : 03CH16-HY Condition: QP 3m CBL6111D&amp;00002NID01N-06_47020 &amp; 06 HORIZONTAL</p><table><tr><th></th><th>Limit</th><th>Read</th><th>Ant</th><th>Cable</th><th>Preamp</th><th>Aux</th><th>APos</th><th>TPos</th><th>Remark</th></tr><tr><th>Freq</th><th>Level</th><th>Line</th><th>Margin</th><th>Level</th><th>Factor</th><th>Loss</th><th>Factor</th><th>Factor</th><th></th></tr><tr><th></th><th>MHz</th><th>dBuV/m</th><th>dBuV/m</th><th>dB</th><th>dBuV</th><th>dB/m</th><th>dB</th><th>dB</th><th>cm</th><th>deg</th></tr><tr><td>1</td><td>30.97</td><td>21.65</td><td>40.00</td><td>-18.35</td><td>29.42</td><td>23.95</td><td>0.72</td><td>32.44</td><td>0.00</td><td>--</td><td>--</td><td>Peak</td></tr><tr><td>2</td><td>200.72</td><td>34.41</td><td>43.50</td><td>-9.09</td><td>49.81</td><td>15.02</td><td>1.97</td><td>32.39</td><td>0.00</td><td>--</td><td>--</td><td>Peak</td></tr><tr><td>3</td><td>270.56</td><td>29.71</td><td>46.00</td><td>-16.29</td><td>40.79</td><td>18.99</td><td>2.35</td><td>32.42</td><td>0.00</td><td>--</td><td>--</td><td>Peak</td></tr><tr><td>4</td><td>287.05</td><td>31.32</td><td>46.00</td><td>-14.68</td><td>42.24</td><td>19.05</td><td>2.44</td><td>32.41</td><td>0.00</td><td>--</td><td>--</td><td>Peak</td></tr><tr><td>5</td><td>715.79</td><td>30.66</td><td>46.00</td><td>-15.34</td><td>32.43</td><td>26.91</td><td>4.00</td><td>32.68</td><td>0.00</td><td>--</td><td>--</td><td>Peak</td></tr><tr><td>6</td><td>959.26</td><td>31.84</td><td>46.00</td><td>-14.16</td><td>27.75</td><td>30.94</td><td>4.58</td><td>31.43</td><td>0.00</td><td>--</td><td>--</td><td>Peak</td></tr></table></div><div><p>Site : 03CH16-HY Condition: QP 3m CBL6111D&amp;00002NID01N-06_47020 &amp; 06 VERTICAL</p><table><tr><th></th><th>Limit</th><th>Read</th><th>Ant</th><th>Cable</th><th>Preamp</th><th>Aux</th><th>APos</th><th>TPos</th><th>Remark</th></tr><tr><th>Freq</th><th>Level</th><th>Line</th><th>Margin</th><th>Level</th><th>Factor</th><th>Loss</th><th>Factor</th><th>Factor</th><th></th></tr><tr><th></th><th>MHz</th><th>dBuV/m</th><th>dBuV/m</th><th>dB</th><th>dBuV</th><th>dB/m</th><th>dB</th><th>dB</th><th>cm</th><th>deg</th></tr><tr><td>1</td><td>41.64</td><td>32.83</td><td>40.00</td><td>-7.17</td><td>45.88</td><td>18.57</td><td>0.85</td><td>32.47</td><td>0.00</td><td>100</td><td>328</td><td>QP</td></tr><tr><td>2</td><td>200.72</td><td>33.77</td><td>43.50</td><td>-9.73</td><td>49.17</td><td>15.02</td><td>1.97</td><td>32.39</td><td>0.00</td><td>--</td><td>--</td><td>Peak</td></tr><tr><td>3</td><td>266.68</td><td>29.26</td><td>46.00</td><td>-16.74</td><td>39.05</td><td>19.50</td><td>2.33</td><td>32.42</td><td>0.00</td><td>--</td><td>--</td><td>Peak</td></tr><tr><td>4</td><td>286.08</td><td>30.65</td><td>46.00</td><td>-15.35</td><td>41.61</td><td>19.02</td><td>2.43</td><td>32.41</td><td>0.00</td><td>--</td><td>--</td><td>Peak</td></tr><tr><td>5</td><td>716.76</td><td>31.03</td><td>46.00</td><td>-14.97</td><td>32.74</td><td>26.96</td><td>4.01</td><td>32.68</td><td>0.00</td><td>--</td><td>--</td><td>Peak</td></tr><tr><td>6</td><td>954.41</td><td>32.96</td><td>46.00</td><td>-13.04</td><td>29.05</td><td>30.83</td><td>4.56</td><td>31.48</td><td>0.00</td><td>--</td><td>--</td><td>Peak</td></tr></table></div></div>													Limit	Read	Ant	Cable	Preamp	Aux	APos	TPos	Remark	Freq	Level	Line	Margin	Level	Factor	Loss	Factor	Factor			MHz	dBuV/m	dBuV/m	dB	dBuV	dB/m	dB	dB	cm	deg	1	30.97	21.65	40.00	-18.35	29.42	23.95	0.72	32.44	0.00	--	--	Peak	2	200.72	34.41	43.50	-9.09	49.81	15.02	1.97	32.39	0.00	--	--	Peak	3	270.56	29.71	46.00	-16.29	40.79	18.99	2.35	32.42	0.00	--	--	Peak	4	287.05	31.32	46.00	-14.68	42.24	19.05	2.44	32.41	0.00	--	--	Peak	5	715.79	30.66	46.00	-15.34	32.43	26.91	4.00	32.68	0.00	--	--	Peak	6	959.26	31.84	46.00	-14.16	27.75	30.94	4.58	31.43	0.00	--	--	Peak		Limit	Read	Ant	Cable	Preamp	Aux	APos	TPos	Remark	Freq	Level	Line	Margin	Level	Factor	Loss	Factor	Factor			MHz	dBuV/m	dBuV/m	dB	dBuV	dB/m	dB	dB	cm	deg	1	41.64	32.83	40.00	-7.17	45.88	18.57	0.85	32.47	0.00	100	328	QP	2	200.72	33.77	43.50	-9.73	49.17	15.02	1.97	32.39	0.00	--	--	Peak	3	266.68	29.26	46.00	-16.74	39.05	19.50	2.33	32.42	0.00	--	--	Peak	4	286.08	30.65	46.00	-15.35	41.61	19.02	2.43	32.41	0.00	--	--	Peak	5	716.76	31.03	46.00	-14.97	32.74	26.96	4.01	32.68	0.00	--	--	Peak	6	954.41	32.96	46.00	-13.04	29.05	30.83	4.56	31.48	0.00	--	--	Peak
		Limit	Read	Ant	Cable	Preamp	Aux	APos	TPos	Remark																																																																																																																																																																																																																												
Freq	Level	Line	Margin	Level	Factor	Loss	Factor	Factor																																																																																																																																																																																																																														
	MHz	dBuV/m	dBuV/m	dB	dBuV	dB/m	dB	dB	cm	deg																																																																																																																																																																																																																												
1	30.97	21.65	40.00	-18.35	29.42	23.95	0.72	32.44	0.00	--	--	Peak																																																																																																																																																																																																																										
2	200.72	34.41	43.50	-9.09	49.81	15.02	1.97	32.39	0.00	--	--	Peak																																																																																																																																																																																																																										
3	270.56	29.71	46.00	-16.29	40.79	18.99	2.35	32.42	0.00	--	--	Peak																																																																																																																																																																																																																										
4	287.05	31.32	46.00	-14.68	42.24	19.05	2.44	32.41	0.00	--	--	Peak																																																																																																																																																																																																																										
5	715.79	30.66	46.00	-15.34	32.43	26.91	4.00	32.68	0.00	--	--	Peak																																																																																																																																																																																																																										
6	959.26	31.84	46.00	-14.16	27.75	30.94	4.58	31.43	0.00	--	--	Peak																																																																																																																																																																																																																										
	Limit	Read	Ant	Cable	Preamp	Aux	APos	TPos	Remark																																																																																																																																																																																																																													
Freq	Level	Line	Margin	Level	Factor	Loss	Factor	Factor																																																																																																																																																																																																																														
	MHz	dBuV/m	dBuV/m	dB	dBuV	dB/m	dB	dB	cm	deg																																																																																																																																																																																																																												
1	41.64	32.83	40.00	-7.17	45.88	18.57	0.85	32.47	0.00	100	328	QP																																																																																																																																																																																																																										
2	200.72	33.77	43.50	-9.73	49.17	15.02	1.97	32.39	0.00	--	--	Peak																																																																																																																																																																																																																										
3	266.68	29.26	46.00	-16.74	39.05	19.50	2.33	32.42	0.00	--	--	Peak																																																																																																																																																																																																																										
4	286.08	30.65	46.00	-15.35	41.61	19.02	2.43	32.41	0.00	--	--	Peak																																																																																																																																																																																																																										
5	716.76	31.03	46.00	-14.97	32.74	26.96	4.01	32.68	0.00	--	--	Peak																																																																																																																																																																																																																										
6	954.41	32.96	46.00	-13.04	29.05	30.83	4.56	31.48	0.00	--	--	Peak																																																																																																																																																																																																																										



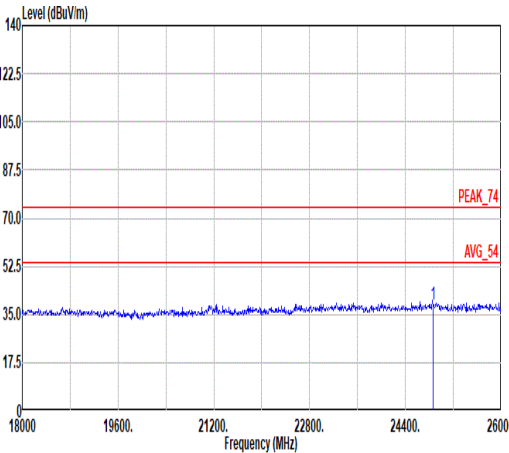
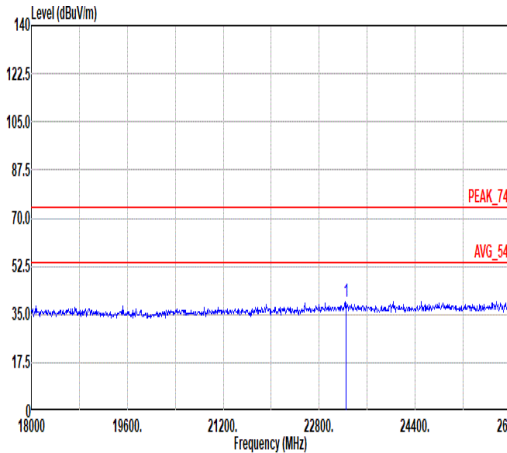
Mode	26																																																																																																				
	SHF																																																																																																				
	2400-2483.5_Bluetooth BR_GFSK_CH78_2480MHz																																																																																																				
ANT	3																																																																																																				
Pol.	Horizontal						Vertical																																																																																														
Peak																																																																																																					
	Site : 03CH16-HY Condition: PEAK_74 1m SHF_00993_231124 HORIZONTAL						Site : 03CH16-HY Condition: PEAK_74 1m SHF_00993_231124 VERTICAL																																																																																														
	<table><thead><tr><th></th><th>Limit</th><th>Read</th><th>Ant</th><th>Cable</th><th>Preamp</th><th>Aux</th><th>APos</th><th>TPos</th><th></th></tr><tr><th>Freq</th><th>Level</th><th>Line</th><th>Margin</th><th>Level</th><th>Factor</th><th>Loss</th><th>Factor</th><th>Factor</th><th>Remark</th></tr><tr><th></th><th>MHz</th><th>dBuV/m</th><th>dBuV/m</th><th>dB</th><th>dBuV</th><th>dB/m</th><th>dB</th><th>dB</th><th>dB</th><th>cm</th><th>deg</th></tr></thead><tbody><tr><td>1</td><td>24873.10</td><td>39.03</td><td>74.00</td><td>-34.97</td><td>55.55</td><td>39.25</td><td>7.12</td><td>53.35</td><td>-9.54</td><td>--</td><td>--</td><td>PEAK</td></tr></tbody></table>							Limit	Read	Ant	Cable	Preamp	Aux	APos	TPos		Freq	Level	Line	Margin	Level	Factor	Loss	Factor	Factor	Remark		MHz	dBuV/m	dBuV/m	dB	dBuV	dB/m	dB	dB	dB	cm	deg	1	24873.10	39.03	74.00	-34.97	55.55	39.25	7.12	53.35	-9.54	--	--	PEAK	<table><thead><tr><th></th><th>Limit</th><th>Read</th><th>Ant</th><th>Cable</th><th>Preamp</th><th>Aux</th><th>APos</th><th>TPos</th><th></th></tr><tr><th>Freq</th><th>Level</th><th>Line</th><th>Margin</th><th>Level</th><th>Factor</th><th>Loss</th><th>Factor</th><th>Factor</th><th>Remark</th></tr><tr><th></th><th>MHz</th><th>dBuV/m</th><th>dBuV/m</th><th>dB</th><th>dBuV</th><th>dB/m</th><th>dB</th><th>dB</th><th>dB</th><th>cm</th><th>deg</th></tr></thead><tbody><tr><td>1</td><td>24865.56</td><td>39.20</td><td>74.00</td><td>-34.80</td><td>55.70</td><td>39.27</td><td>7.12</td><td>53.35</td><td>-9.54</td><td>--</td><td>--</td><td>PEAK</td></tr></tbody></table>							Limit	Read	Ant	Cable	Preamp	Aux	APos	TPos		Freq	Level	Line	Margin	Level	Factor	Loss	Factor	Factor	Remark		MHz	dBuV/m	dBuV/m	dB	dBuV	dB/m	dB	dB	dB	cm	deg	1	24865.56	39.20	74.00	-34.80	55.70	39.27	7.12	53.35	-9.54	--	--
	Limit	Read	Ant	Cable	Preamp	Aux	APos	TPos																																																																																													
Freq	Level	Line	Margin	Level	Factor	Loss	Factor	Factor	Remark																																																																																												
	MHz	dBuV/m	dBuV/m	dB	dBuV	dB/m	dB	dB	dB	cm	deg																																																																																										
1	24873.10	39.03	74.00	-34.97	55.55	39.25	7.12	53.35	-9.54	--	--	PEAK																																																																																									
	Limit	Read	Ant	Cable	Preamp	Aux	APos	TPos																																																																																													
Freq	Level	Line	Margin	Level	Factor	Loss	Factor	Factor	Remark																																																																																												
	MHz	dBuV/m	dBuV/m	dB	dBuV	dB/m	dB	dB	dB	cm	deg																																																																																										
1	24865.56	39.20	74.00	-34.80	55.70	39.27	7.12	53.35	-9.54	--	--	PEAK																																																																																									





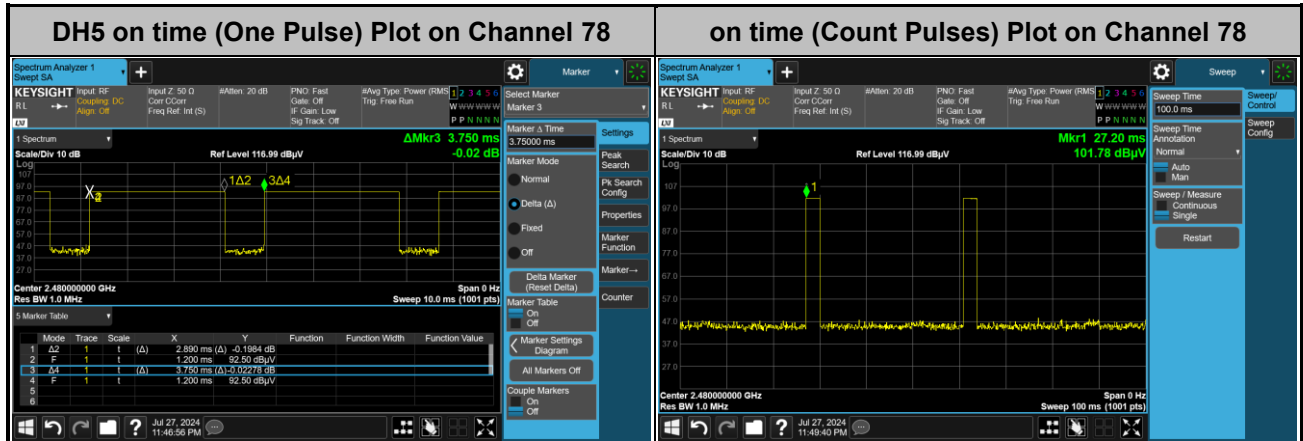
Mode	31																																																																																																																							
	LF																																																																																																																							
	2400-2483.5_Bluetooth BR_GFSK_CH78_2480MHz																																																																																																																							
ANT	4																																																																																																																							
Pol.	Horizontal						Vertical																																																																																																																	
QP/ Peak																																																																																																																								
	Site : 03CH16-HY Condition: QP 3m CBL6111D&00002N1D01N-06 _47020 & 06 HORIZONTAL																																																																																																																							
	<table><tr><th></th><th>Limit</th><th>Read</th><th>Ant</th><th>Cable</th><th>Preamp</th><th>Aux</th><th>APos</th><th>TPos</th><th>Remark</th></tr><tr><th>Freq</th><th>Level</th><th>Line</th><th>Margin</th><th>Level</th><th>Factor</th><th>Loss</th><th>Factor</th><th>Factor</th><th></th></tr><tr><th></th><th>MHz</th><th>dBuV/m</th><th>dBuV/m</th><th>dB</th><th>dBuV</th><th>dB/m</th><th>dB</th><th>dB</th><th>cm</th><th>deg</th></tr><tr><td>1</td><td>34.85</td><td>20.38</td><td>40.00</td><td>-19.62</td><td>29.82</td><td>22.24</td><td>0.78</td><td>32.46</td><td>0.00</td><td>--</td><td>--</td><td>Peak</td></tr><tr><td>2</td><td>198.78</td><td>31.72</td><td>43.50</td><td>-11.78</td><td>47.22</td><td>14.93</td><td>1.96</td><td>32.39</td><td>0.00</td><td>--</td><td>--</td><td>Peak</td></tr><tr><td>3</td><td>272.50</td><td>30.47</td><td>46.00</td><td>-15.53</td><td>41.69</td><td>18.84</td><td>2.36</td><td>32.42</td><td>0.00</td><td>--</td><td>--</td><td>Peak</td></tr><tr><td>4</td><td>285.11</td><td>34.78</td><td>46.00</td><td>-11.22</td><td>45.77</td><td>18.99</td><td>2.43</td><td>32.41</td><td>0.00</td><td>--</td><td>--</td><td>Peak</td></tr><tr><td>5</td><td>732.28</td><td>29.00</td><td>46.00</td><td>-17.00</td><td>29.76</td><td>27.79</td><td>4.05</td><td>32.60</td><td>0.00</td><td>--</td><td>--</td><td>Peak</td></tr><tr><td>6</td><td>951.50</td><td>31.27</td><td>46.00</td><td>-14.73</td><td>27.46</td><td>30.76</td><td>4.55</td><td>31.50</td><td>0.00</td><td>--</td><td>--</td><td>Peak</td></tr></table>													Limit	Read	Ant	Cable	Preamp	Aux	APos	TPos	Remark	Freq	Level	Line	Margin	Level	Factor	Loss	Factor	Factor			MHz	dBuV/m	dBuV/m	dB	dBuV	dB/m	dB	dB	cm	deg	1	34.85	20.38	40.00	-19.62	29.82	22.24	0.78	32.46	0.00	--	--	Peak	2	198.78	31.72	43.50	-11.78	47.22	14.93	1.96	32.39	0.00	--	--	Peak	3	272.50	30.47	46.00	-15.53	41.69	18.84	2.36	32.42	0.00	--	--	Peak	4	285.11	34.78	46.00	-11.22	45.77	18.99	2.43	32.41	0.00	--	--	Peak	5	732.28	29.00	46.00	-17.00	29.76	27.79	4.05	32.60	0.00	--	--	Peak	6	951.50	31.27	46.00	-14.73	27.46	30.76	4.55	31.50	0.00	--	--
	Limit	Read	Ant	Cable	Preamp	Aux	APos	TPos	Remark																																																																																																															
Freq	Level	Line	Margin	Level	Factor	Loss	Factor	Factor																																																																																																																
	MHz	dBuV/m	dBuV/m	dB	dBuV	dB/m	dB	dB	cm	deg																																																																																																														
1	34.85	20.38	40.00	-19.62	29.82	22.24	0.78	32.46	0.00	--	--	Peak																																																																																																												
2	198.78	31.72	43.50	-11.78	47.22	14.93	1.96	32.39	0.00	--	--	Peak																																																																																																												
3	272.50	30.47	46.00	-15.53	41.69	18.84	2.36	32.42	0.00	--	--	Peak																																																																																																												
4	285.11	34.78	46.00	-11.22	45.77	18.99	2.43	32.41	0.00	--	--	Peak																																																																																																												
5	732.28	29.00	46.00	-17.00	29.76	27.79	4.05	32.60	0.00	--	--	Peak																																																																																																												
6	951.50	31.27	46.00	-14.73	27.46	30.76	4.55	31.50	0.00	--	--	Peak																																																																																																												
QP/ Peak																																																																																																																								
	Site : 03CH16-HY Condition: QP 3m CBL6111D&00002N1D01N-06 _47020 & 06 VERTICAL																																																																																																																							
	<table><tr><th></th><th>Limit</th><th>Read</th><th>Ant</th><th>Cable</th><th>Preamp</th><th>Aux</th><th>APos</th><th>TPos</th><th>Remark</th></tr><tr><th>Freq</th><th>Level</th><th>Line</th><th>Margin</th><th>Level</th><th>Factor</th><th>Loss</th><th>Factor</th><th>Factor</th><th></th></tr><tr><th></th><th>MHz</th><th>dBuV/m</th><th>dBuV/m</th><th>dB</th><th>dBuV</th><th>dB/m</th><th>dB</th><th>dB</th><th>cm</th><th>deg</th></tr><tr><td>1</td><td>41.64</td><td>33.06</td><td>40.00</td><td>-6.94</td><td>46.11</td><td>18.57</td><td>0.85</td><td>32.47</td><td>0.00</td><td>100</td><td>328</td><td>QP</td></tr><tr><td>2</td><td>196.84</td><td>29.33</td><td>43.50</td><td>-14.17</td><td>44.87</td><td>14.89</td><td>1.95</td><td>32.38</td><td>0.00</td><td>--</td><td>--</td><td>Peak</td></tr><tr><td>3</td><td>265.71</td><td>24.75</td><td>46.00</td><td>-21.25</td><td>35.17</td><td>19.68</td><td>2.32</td><td>32.42</td><td>0.00</td><td>--</td><td>--</td><td>Peak</td></tr><tr><td>4</td><td>285.11</td><td>28.63</td><td>46.00</td><td>-17.37</td><td>39.62</td><td>18.99</td><td>2.43</td><td>32.41</td><td>0.00</td><td>--</td><td>--</td><td>Peak</td></tr><tr><td>5</td><td>757.50</td><td>29.22</td><td>46.00</td><td>-16.78</td><td>29.48</td><td>28.14</td><td>4.11</td><td>32.51</td><td>0.00</td><td>--</td><td>--</td><td>Peak</td></tr><tr><td>6</td><td>946.65</td><td>32.52</td><td>46.00</td><td>-13.48</td><td>28.85</td><td>30.68</td><td>4.54</td><td>31.55</td><td>0.00</td><td>--</td><td>--</td><td>Peak</td></tr></table>													Limit	Read	Ant	Cable	Preamp	Aux	APos	TPos	Remark	Freq	Level	Line	Margin	Level	Factor	Loss	Factor	Factor			MHz	dBuV/m	dBuV/m	dB	dBuV	dB/m	dB	dB	cm	deg	1	41.64	33.06	40.00	-6.94	46.11	18.57	0.85	32.47	0.00	100	328	QP	2	196.84	29.33	43.50	-14.17	44.87	14.89	1.95	32.38	0.00	--	--	Peak	3	265.71	24.75	46.00	-21.25	35.17	19.68	2.32	32.42	0.00	--	--	Peak	4	285.11	28.63	46.00	-17.37	39.62	18.99	2.43	32.41	0.00	--	--	Peak	5	757.50	29.22	46.00	-16.78	29.48	28.14	4.11	32.51	0.00	--	--	Peak	6	946.65	32.52	46.00	-13.48	28.85	30.68	4.54	31.55	0.00	--	--
	Limit	Read	Ant	Cable	Preamp	Aux	APos	TPos	Remark																																																																																																															
Freq	Level	Line	Margin	Level	Factor	Loss	Factor	Factor																																																																																																																
	MHz	dBuV/m	dBuV/m	dB	dBuV	dB/m	dB	dB	cm	deg																																																																																																														
1	41.64	33.06	40.00	-6.94	46.11	18.57	0.85	32.47	0.00	100	328	QP																																																																																																												
2	196.84	29.33	43.50	-14.17	44.87	14.89	1.95	32.38	0.00	--	--	Peak																																																																																																												
3	265.71	24.75	46.00	-21.25	35.17	19.68	2.32	32.42	0.00	--	--	Peak																																																																																																												
4	285.11	28.63	46.00	-17.37	39.62	18.99	2.43	32.41	0.00	--	--	Peak																																																																																																												
5	757.50	29.22	46.00	-16.78	29.48	28.14	4.11	32.51	0.00	--	--	Peak																																																																																																												
6	946.65	32.52	46.00	-13.48	28.85	30.68	4.54	31.55	0.00	--	--	Peak																																																																																																												



Mode	32																																																																																																				
	SHF																																																																																																				
	2400-2483.5_Bluetooth BR_GFSK_CH78_2480MHz																																																																																																				
ANT	4																																																																																																				
Pol.	Horizontal						Vertical																																																																																														
Peak																																																																																																					
	Site : 03CH16-HY Condition: PEAK_74 1m SHF_00993_231124 HORIZONTAL						Site : 03CH16-HY Condition: PEAK_74 1m SHF_00993_231124 VERTICAL																																																																																														
	<table><tr><th></th><th>Limit</th><th>Read</th><th>Ant</th><th>Cable</th><th>Preamp</th><th>Aux</th><th>APos</th><th>TPos</th><th></th></tr><tr><th>Freq</th><th>Level</th><th>Line</th><th>Margin</th><th>Level</th><th>Factor</th><th>Loss</th><th>Factor</th><th>Factor</th><th>Remark</th></tr><tr><th></th><th>MHz</th><th>dBuV/m</th><th>dBuV/m</th><th>dB</th><th>dBuV</th><th>dB/m</th><th>dB</th><th>dB</th><th>dB</th><th>cm</th><th>deg</th></tr><tr><td>1</td><td>24864.85</td><td>38.66</td><td>74.00</td><td>-35.34</td><td>55.16</td><td>39.27</td><td>7.12</td><td>53.35</td><td>-9.54</td><td>--</td><td>--</td><td>PEAK</td></tr></table>							Limit	Read	Ant	Cable	Preamp	Aux	APos	TPos		Freq	Level	Line	Margin	Level	Factor	Loss	Factor	Factor	Remark		MHz	dBuV/m	dBuV/m	dB	dBuV	dB/m	dB	dB	dB	cm	deg	1	24864.85	38.66	74.00	-35.34	55.16	39.27	7.12	53.35	-9.54	--	--	PEAK	<table><tr><th></th><th>Limit</th><th>Read</th><th>Ant</th><th>Cable</th><th>Preamp</th><th>Aux</th><th>APos</th><th>TPos</th><th></th></tr><tr><th>Freq</th><th>Level</th><th>Line</th><th>Margin</th><th>Level</th><th>Factor</th><th>Loss</th><th>Factor</th><th>Factor</th><th>Remark</th></tr><tr><th></th><th>MHz</th><th>dBuV/m</th><th>dBuV/m</th><th>dB</th><th>dBuV</th><th>dB/m</th><th>dB</th><th>dB</th><th>dB</th><th>cm</th><th>deg</th></tr><tr><td>1</td><td>23241.89</td><td>39.78</td><td>74.00</td><td>-34.22</td><td>58.01</td><td>38.92</td><td>6.74</td><td>54.35</td><td>-9.54</td><td>--</td><td>--</td><td>PEAK</td></tr></table>							Limit	Read	Ant	Cable	Preamp	Aux	APos	TPos		Freq	Level	Line	Margin	Level	Factor	Loss	Factor	Factor	Remark		MHz	dBuV/m	dBuV/m	dB	dBuV	dB/m	dB	dB	dB	cm	deg	1	23241.89	39.78	74.00	-34.22	58.01	38.92	6.74	54.35	-9.54	--	--
	Limit	Read	Ant	Cable	Preamp	Aux	APos	TPos																																																																																													
Freq	Level	Line	Margin	Level	Factor	Loss	Factor	Factor	Remark																																																																																												
	MHz	dBuV/m	dBuV/m	dB	dBuV	dB/m	dB	dB	dB	cm	deg																																																																																										
1	24864.85	38.66	74.00	-35.34	55.16	39.27	7.12	53.35	-9.54	--	--	PEAK																																																																																									
	Limit	Read	Ant	Cable	Preamp	Aux	APos	TPos																																																																																													
Freq	Level	Line	Margin	Level	Factor	Loss	Factor	Factor	Remark																																																																																												
	MHz	dBuV/m	dBuV/m	dB	dBuV	dB/m	dB	dB	dB	cm	deg																																																																																										
1	23241.89	39.78	74.00	-34.22	58.01	38.92	6.74	54.35	-9.54	--	--	PEAK																																																																																									

## Appendix D. Duty Cycle Plots

<Ant. 3>



### Note:

1. Worst case Duty cycle = on time/100 milliseconds =  $2 * 2.89 / 100 = 5.78 \%$
2. Worst case Duty cycle correction factor =  $20 * \log(\text{Duty cycle}) = -24.76 \text{ dB}$
3. DH5 has the highest duty cycle worst case and is reported.

### Duty Cycle Correction Factor Consideration for AFH mode:

Bluetooth normal hopping rate is 1600Hz and reduced to 800Hz in AFH mode; due to the reduced number of hopping frequencies, with the same packet configuration the dwell time in each channel frequency within 100msec period is longer in AFH mode than normal mode.

In AFH mode, the minimum hopping frequencies are 20, to get the longest dwell time DH5 packet is observed; the on time period to have DH5 packet completing one hopping sequence is

$$2.89 \text{ ms} \times 20 \text{ channels} = 57.8 \text{ ms}$$

There cannot be 2 complete hopping sequences within 100ms period, considering the random hopping behavior, maximum 2 hops can be possibly observed within the period.  $[100 \text{ ms} / 57.8 \text{ ms}] = 2 \text{ hops}$

Thus, the maximum possible ON time:

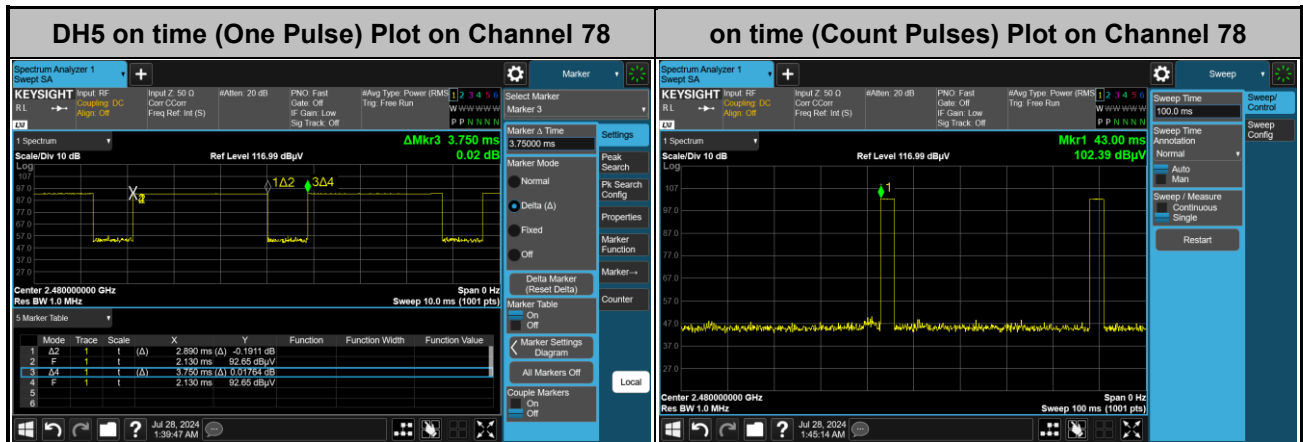
$$2.89 \text{ ms} \times 2 = 5.78 \text{ ms}$$

Worst case Duty Cycle Correction factor, which is derived from the maximum possible ON time,

$$20 \times \log(5.78 \text{ ms}/100 \text{ ms}) = -24.76 \text{ dB}$$



&lt;Ant. 4&gt;

**Note:**

1. Worst case Duty cycle = on time/100 milliseconds =  $2 \times 2.89 / 100 = 5.78 \%$
2. Worst case Duty cycle correction factor =  $20 \times \log(\text{Duty cycle}) = -24.76 \text{ dB}$
3. DH5 has the highest duty cycle worst case and is reported.

**Duty Cycle Correction Factor Consideration for AFH mode:**

Bluetooth normal hopping rate is 1600Hz and reduced to 800Hz in AFH mode; due to the reduced number of hopping frequencies, with the same packet configuration the dwell time in each channel frequency within 100msec period is longer in AFH mode than normal mode.

In AFH mode, the minimum hopping frequencies are 20, to get the longest dwell time DH5 packet is observed; the on time period to have DH5 packet completing one hopping sequence is

$$2.89 \text{ ms} \times 20 \text{ channels} = 57.8 \text{ ms}$$

There cannot be 2 complete hopping sequences within 100ms period, considering the random hopping behavior, maximum 2 hops can be possibly observed within the period.  $[100 \text{ ms} / 57.8 \text{ ms}] = 2 \text{ hops}$

Thus, the maximum possible ON time:

$$2.89 \text{ ms} \times 2 = 5.78 \text{ ms}$$

Worst case Duty Cycle Correction factor, which is derived from the maximum possible ON time,

$$20 \times \log(5.78 \text{ ms}/100 \text{ ms}) = -24.76 \text{ dB}$$

—————THE END—————

## Appendix E. Spot Check Evaluation on GTF7P, G3Y12

Conducted power test and radiated spurious emission test configurations were selected from the worst cases identified in the reference model and tested to demonstrate the test data from reference model remains representative for the variant model.

The deviation between the spot check and the referenced values is within 3dB, therefore data referencing is justified according to the guidance in the ECR inquiry

Test Item	Mode	A4RGXQ96 Reference Worst Result	A4RGTF7P Variant Check Result	Difference (dB)
<b>Conducted Power (dBm)</b>	WWAN GPRS 850 Class 8 CH128	32.60	32.32	0.28
	WWAN GPRS 1900 Class 8 CH512	29.28	29.21	0.07
	WWAN WCDMA Band V RMC 12.2K CH4182	24.77	24.62	0.15
	WWAN LTE Band 5 10MHz 1RB0 QPSK Mid	24.72	24.71	0.01
	WWAN LTE Band 7 20MHz 1RB0 QPSK Mid	24.45	24.33	0.12
	WWAN LTE Band 12 10MHz 1RB0 QPSK Mid	24.66	24.66	0.00
	WWAN LTE Band 26 (90S) 5MHz 1RB0 QPSK High	24.70	24.65	0.05
	WWAN LTE Band 41 HPUE 15MHz 1RB37 QPSK Mid	26.43	26.36	0.07
	WWAN NR n5 10MHz 1RB1 QPSK Low	25.18	25.02	0.16
	WWAN NR n7 25MHz 1RB1 QPSK High	24.83	24.58	0.25
	WWAN NR n12 15MHz 36RB18 BPSK Low	24.88	24.84	0.04
	WWAN NR n26 5MHz 1RB23 QPSK Low	25.19	24.92	0.27
	WWAN NR n41 HPUE 100MHz 1RB1 QPSK Low	27.15	26.96	0.19
	WWAN NR n77 HPUE 50MHz 1RB1 QPSK Low	27.20	26.93	0.27

Test Item	Mode	ANT	A4RGXQ96 Reference Worst Result	A4RGTF7P Variant Check Result	Difference (dB)
<b>Conducted Power (dBm)</b>	BT (BR 1Mbps CH39)	4	20.69	20.59	0.10
	BLE / BT EDR (BLE 2Mbps CH19)	4	20.20	20.16	0.04
	BLE CS GFSK_DTS (2Mbps CH38)	4	20.50	20.30	0.20
	BLE CS ASK_FHSS (2Mbps CH38)	4	20.29	20.12	0.17
	WiFi 2.4GHz (HE20 CH06 Full RU)	4+3	23.98	23.85	0.13
	WiFi 5GHz (11a CH169)	4+3	22.55	22.29	0.26
	WiFi 6GHz (11a CH049)	4+3	21.69	21.60	0.09

Test Item	Mode	ANT	A4RGXQ96 Reference Worst Result	A4RGTF7P Variant Check Result	Difference (dB)
<b>Field Strength (dBuV/m)</b>	NFC 13.56MHz	-	25.45	23.86	1.59
<b>Radiated Spurious Emission (dBuV/m)</b>	NFC 13.56MHz	-	-3.19	-3.27	0.08
<b>Radiated Spurious Emission (dBm)</b>	WWAN GSM 850 CH189	0	-18.90	-21.23	2.33
	WWAN GSM 1900 CH512	2	-20.77	-22.79	2.02
	WWAN WCDMA Band V CH4132	0	-41.92	-43.94	2.02
	WWAN LTE Band 26 10MHz 1RB0 QPSK High	0	-32.45	-32.71	0.26
	WWAN LTE Band 7 10MHz 1RB0 QPSK High	0	-21.91	-23.47	1.56
	WWAN LTE Band 12 10MHz 1RB0 QPSK Low	1	-32.20	-33.22	1.02
	WWAN LTE Band 26 (90S) 15MHz 1RB0 QPSK Mid	0	-20.42	-22.30	1.88
	WWAN LTE Band 41 HPUE 10MHz 1RB0 QPSK Low	0	-10.25	-11.23	0.98
	WWAN NR n26 20MHz 1RB1 BPSK High	1	-29.65	-31.05	1.40
	WWAN NR n7 20MHz 1RB1 BPSK Low	0	-21.64	-21.87	0.23
	WWAN NR n12 10MHz 1RB1 BPSK Low	1	-35.23	-36.03	0.80
	WWAN NR n26 (90S) 15MHz 1RB1 BPSK Mid	1	-31.65	-33.29	1.64
	WWAN NR n41 20MHz 1RB1 BPSK Mid	2	-12.22	-14.37	2.15
	WWAN NR n77 HPUE (27Q) 20MHz 1RB1 BPSK Low	6	-20.74	-22.69	1.95
		2	-37.09	-39.98	2.89

Test Item	Mode	ANT	A4RGXQ96 Reference Worst Result	A4RGTF7P Variant Check Result	Difference (dB)
<b>Radiated Spurious Emission (dBuV/m)</b>	BT (BR 1Mbps CH78)	4	-16.58	-19.44	2.86
	BLE / BT EDR (BLE 1Mbps CH39)	4	-4.11	-6.08	1.97
	BLE CS GFSK_DTS (2Mbps CH76)	3	-1.95	-2.16	0.21
	BLE CS ASK_FHSS (2Mbps CH76)	3	-10.53	-11.69	1.16
	WiFi 2.4GHz (HE20 CH12 Full RU)	4+3	-1.58	-2.78	1.20
	WiFi 5GHz (HE20 CH136 Full RU)	4+3	-1.52	-2.24	0.72
	WiFi 6GHz (11a CH001)	4+3	-1.89	-2.39	0.50

**Note:** BLE CS means BLE Channel Sounding.



## Reference detail Section

Rule Part	Equipment Class	Wireless Technology	Rule Part & Frequency Band	Reference FCC ID (Parent)	Type Grant/ Permissive Change	Reference Exhibit	Full report referenced	FCC ID Filling (Variant)
15C	DSS	BT BR	§15.247 2.4GHz	A4RGXQ96	Original Grant	GXQ96_FCC Part 15C BT	Y	A4RGTF7P



## List of Measuring Equipment

Instrument	Brand Name	Model No.	Serial No.	Characteristics	Calibration Date	Test Date	Due Date	Remark
LOOP Antenna	Rohde & Schwarz	HFH2-Z2	100488	9 kHz~30 MHz	Sep. 12, 2023	Aug. 08, 2024 ~ Aug. 12, 2024	Sep. 11, 2024	Radiation (03CH21-HY)
Bilog Antenna	TESEQ & WOKEN	CBL 6111D & 00802N1D-06	63303 & 001	30MHz~1GHz	Oct. 15, 2023	Aug. 08, 2024 ~ Aug. 12, 2024	Oct. 14, 2024	Radiation (03CH21-HY)
Double Ridge Horn Antenna	ETS-Lindgren	3117	00227880	1GHz~18GHz	Oct. 04, 2023	Aug. 08, 2024 ~ Aug. 12, 2024	Oct. 03, 2024	Radiation (03CH21-HY)
Double Ridged Guide Horn Antenna	RFSPIN	DRH18-E	LE2C03A18EN	1GHz~18GHz	Jul. 11, 2024	Aug. 08, 2024 ~ Aug. 12, 2024	Jul. 10, 2025	Radiation (03CH21-HY)
SHF-EHF Horn Antenna	SCHWARZBECK	BBHA 9170	1223	18GHz~40GHz	Jun. 24, 2024	Aug. 08, 2024 ~ Aug. 12, 2024	Jun. 23, 2025	Radiation (03CH21-HY)
Amplifier	SONOMA	310N	421580	30MHz~1GHz	Jul. 14, 2024	Aug. 08, 2024 ~ Aug. 12, 2024	Jul. 13, 2025	Radiation (03CH21-HY)
Amplifier	EMEC	EM01G18GA	060876	1GHz~18GHz	Sep. 28, 2023	Aug. 08, 2024 ~ Aug. 12, 2024	Sep. 27, 2024	Radiation (03CH21-HY)
Preamplifier	EMEC	EM18G40G	060871	18GHz~40GHz	Aug. 30, 2023	Aug. 08, 2024 ~ Aug. 12, 2024	Aug. 29, 2024	Radiation (03CH21-HY)
Spectrum Analyzer	Keysight	N9010B	MY62170358	10Hz~44GHz	Aug. 28, 2023	Aug. 08, 2024 ~ Aug. 12, 2024	Aug. 27, 2024	Radiation (03CH21-HY)
Signal Generator	Rohde & Schwarz	SMW200A	111391	N/A	Jan. 23, 2024	Aug. 08, 2024 ~ Aug. 12, 2024	Jan. 22, 2025	Radiation (03CH21-HY)
RF Cable	HUBER + SUHNER	SUCOFLEX 102	803951/2	9K~30M	Mar. 06, 2024	Aug. 08, 2024 ~ Aug. 12, 2024	Mar. 05, 2025	Radiation (03CH21-HY)
RF Cable	HUBER + SUHNER	SUCOFLEX 102	804397/2,804612/2,804614/2	30MHz~40GHz	Oct. 24, 2023	Aug. 08, 2024 ~ Aug. 12, 2024	Oct. 23, 2024	Radiation (03CH21-HY)
Hygrometer	TECPEL	DTM-303A	TP211568	N/A	Oct. 30, 2023	Aug. 08, 2024 ~ Aug. 12, 2024	Oct. 29, 2024	Radiation (03CH21-HY)
Controller	EMEC	EM 1000	N/A	Control Turn table & Ant Mast	N/A	Aug. 08, 2024 ~ Aug. 12, 2024	N/A	Radiation (03CH21-HY)
Antenna Mast	EMEC	AM-BS-4500-B	N/A	1~4m	N/A	Aug. 08, 2024 ~ Aug. 12, 2024	N/A	Radiation (03CH21-HY)
Turn Table	EMEC	TT 2000	N/A	0~360 Degree	N/A	Aug. 08, 2024 ~ Aug. 12, 2024	N/A	Radiation (03CH21-HY)
Software	Audix	E3 6.2009-8-24	RK-002349	N/A	N/A	Aug. 08, 2024 ~ Aug. 12, 2024	N/A	Radiation (03CH21-HY)
DC Power Supply	GW Instek	GPE2323	GET910884	0V~64V ;0A~6A	Nov. 16, 2023	Jul. 31, 2024~ Aug. 03, 2024	Nov. 15, 2024	Conducted (TH03-HY)
Signal Analyzer	Rohde & Schwarz	FSV3044	101049	10Hz~44GHz	Sep. 26, 2023	Jul. 31, 2024~ Aug. 03, 2024	Sep. 25, 2024	Conducted (TH03-HY)
Temperature Chamber	ESPEC	SU-241	92003713	-30°C ~95°C	May 14, 2024	Jul. 31, 2024~ Aug. 03, 2024	May 13, 2025	Conducted (TH03-HY)
Hygrometer	TECPEL	DTM-303B	TP200886	NA	Mar. 14, 2024	Jul. 31, 2024~ Aug. 03, 2024	Mar. 13, 2025	Conducted (TH03-HY)
Base Station (Measure)	Anritsu	MT8000A	6262148275	FR1	Oct. 24, 2023	Jul. 31, 2024~ Aug. 03, 2024	Oct. 23, 2024	Conducted (TH03-HY)
Coupler	MVE	MVE-4816-10	A400024	N/A	Jun. 27, 2024	Jul. 31, 2024~ Aug. 03, 2024	Jun. 26, 2025	Conducted (TH03-HY)
Software 1	Sporton	FCC 5G NR_FSV3044_20231106	N/A	Conducted Test Item	N/A	Jul. 31, 2024~ Aug. 03, 2024	N/A	Conducted (TH03-HY)

————THE END————