Mode	4	
	Band Edge	
	U-NII-5_5.945~6.425_802.11ax HE80_CH7_5985MHz	
ANT	4+3	
Pol.	Horizontal	Fundamental
Peak	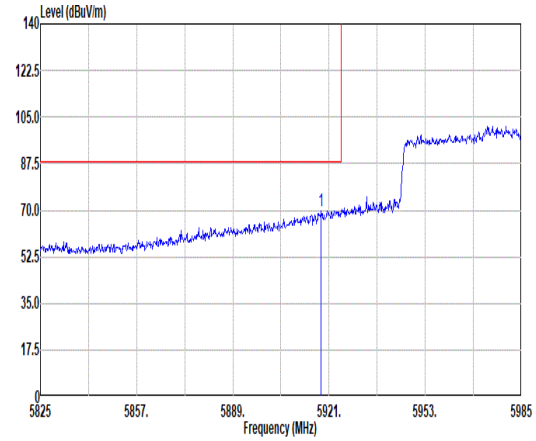 Site : 03CH12-HY Condition: PEAK_BE(UNII)_6E 3m 9120D-02114-240711 HORIZONTAL : RBW:1000.000kHz VBW:3000.000kHz SWT:Auto Freq Level Limit Line Margin Read Level Ant Factor Cable Loss Preamp Factor Aux Factor APos TPos Remark MHz dBuV/m dBuV/m dB dBuV dB/m dB dB dB cm deg 1 5918.44 70.00 88.20 -18.20 57.75 34.30 11.54 33.59 0.00 100 271 PEAK	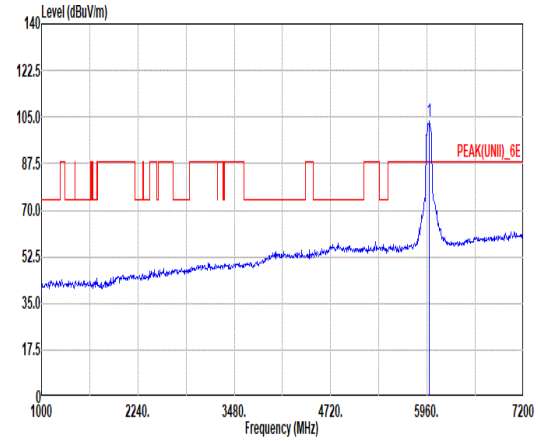 Site : 03CH12-HY Condition: PEAK(UNII)_6E 3m 9120D-02114-240711 HORIZONTAL : RBW:1000.000kHz VBW:3000.000kHz SWT:Auto Freq Level Limit Line Margin Read Level Ant Factor Cable Loss Preamp Factor Aux Factor APos TPos Remark MHz dBuV/m dBuV/m dB dBuV dB/m dB dB dB cm deg 1 5985.00 103.65 ------ ------ 91.31 34.22 11.78 33.66 0.00 100 271 PEAK
Avg	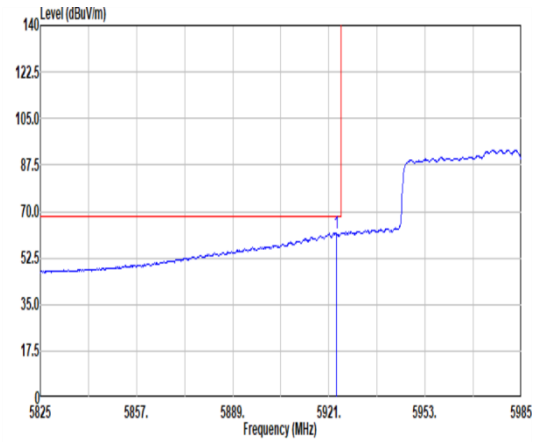 Site : 03CH12-HY Condition: AVG_BE(UNII)_6E 3m 9120D-02114-240711 HORIZONTAL : RBW:1000.000kHz VBW:3.000kHz SWT:Auto Freq Level Limit Line Margin Read Level Ant Factor Cable Loss Preamp Factor Aux Factor APos TPos Remark MHz dBuV/m dBuV/m dB dBuV dB/m dB dB dB cm deg 1 5923.40 61.87 68.20 -6.33 49.60 34.30 11.56 33.59 0.00 100 271 AVERAGE	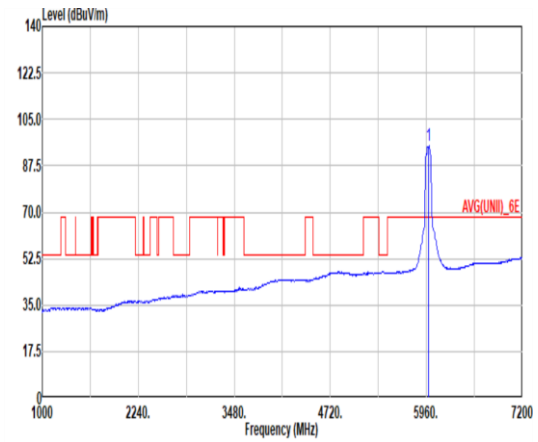 Site : 03CH12-HY Condition: AVG(UNII)_6E 3m 9120D-02114-240711 HORIZONTAL : RBW:1000.000kHz VBW:3.000kHz SWT:Auto Freq Level Limit Line Margin Read Level Ant Factor Cable Loss Preamp Factor Aux Factor APos TPos Remark MHz dBuV/m dBuV/m dB dBuV dB/m dB dB dB cm deg 1 5985.00 94.96 ------ ------ 82.62 34.21 11.80 33.67 0.00 100 271 AVERAGE

Mode	4	
	Band Edge	
	U-NII-5_5.945~6.425_802.11ax HE80_CH7_5985MHz	
ANT	4+3	
Pol.	Vertical	Fundamental
Peak	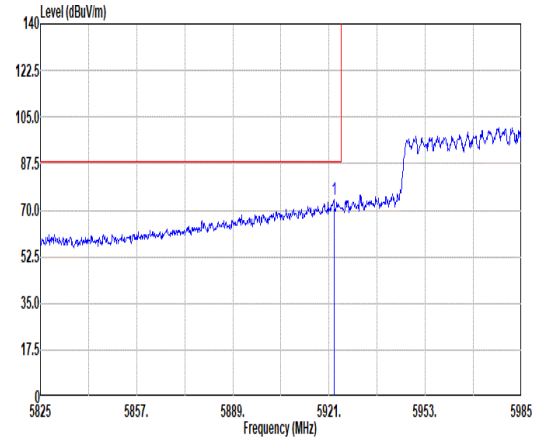 Site : 03CH12-HY Condition: PEAK_BE(UNII)_6E 3m 9120D-02114-240711 VERTICAL : RBW:1000.000kHz VBW:3000.000kHz SWT:Auto Freq Level Limit Line Margin Read Level Ant Factor Cable Loss Preamp Factor Aux Factor APos TPos Remark MHz dBuV/m dBuV/m dB dBuV dB/m dB dB dB cm deg 1 5922.60 73.94 88.20 -14.26 61.67 34.30 11.56 33.59 0.00 323 5 PEAK	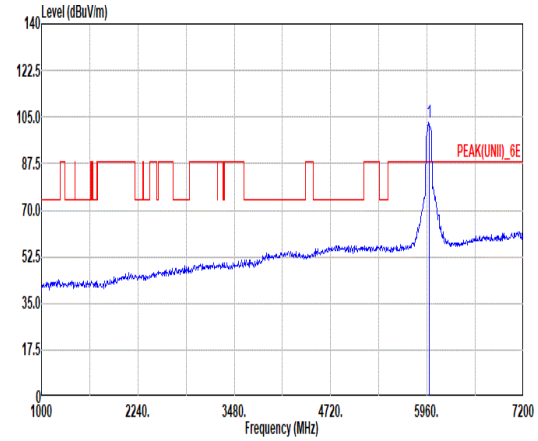 Site : 03CH12-HY Condition: PEAK(UNII)_6E 3m 9120D-02114-240711 VERTICAL : RBW:1000.000kHz VBW:3000.000kHz SWT:Auto Freq Level Limit Line Margin Read Level Ant Factor Cable Loss Preamp Factor Aux Factor APos TPos Remark MHz dBuV/m dBuV/m dB dBuV dB/m dB dB dB cm deg 1 5985.00 102.98 ------ ------ 90.65 34.24 11.74 33.65 0.00 323 5 PEAK
Avg	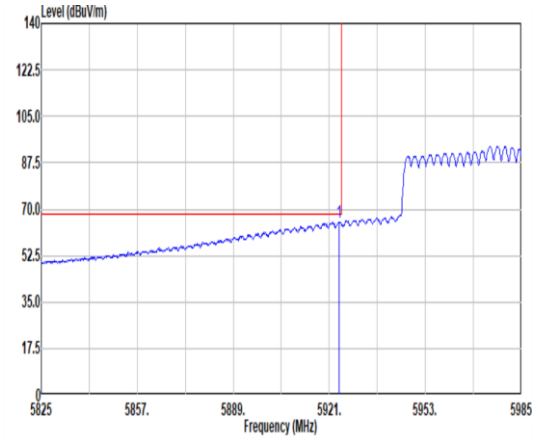 Site : 03CH12-HY Condition: AVG_BE(UNII)_6E 3m 9120D-02114-240711 VERTICAL : RBW:1000.000kHz VBW:3.000kHz SWT:Auto Freq Level Limit Line Margin Read Level Ant Factor Cable Loss Preamp Factor Aux Factor APos TPos Remark MHz dBuV/m dBuV/m dB dBuV dB/m dB dB dB cm deg 1 5924.20 65.13 68.20 -3.07 52.86 34.30 11.56 33.59 0.00 323 5 AVERAGE	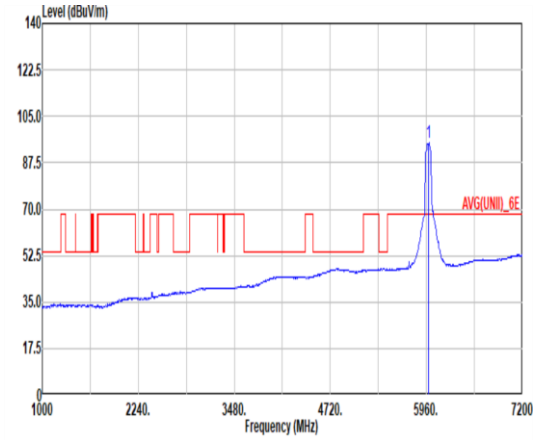 Site : 03CH12-HY Condition: AVG(UNII)_6E 3m 9120D-02114-240711 VERTICAL : RBW:1000.000kHz VBW:3.000kHz SWT:Auto Freq Level Limit Line Margin Read Level Ant Factor Cable Loss Preamp Factor Aux Factor APos TPos Remark MHz dBuV/m dBuV/m dB dBuV dB/m dB dB dB cm deg 1 5985.00 94.95 ------ ------ 82.61 34.21 11.80 33.67 0.00 323 5 AVERAGE

Mode	4	
	Harmonic	
	U-NII-5_5.945~6.425_802.11ax HE80_CH7_5985MHz	
ANT	4+3	
Pol.	Horizontal	Vertical
Peak Avg	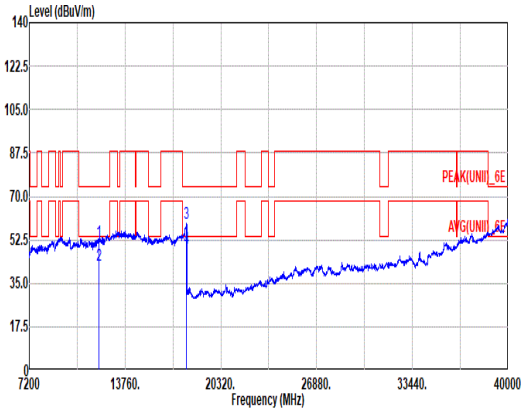 Site : 03CH12-HY Condition: PEAK(UNII)_6E 3m 9120D-02114-240711 HORIZONTAL Freq Level Limit Line Margin Read Level Ant Factor Cable Loss Preamp Factor Aux Factor APos TPos Remark MHz dBuV/m dBuV/m dB dBuV dB/m dB dB dB cm deg 1 11970.00 52.03 74.00 -21.97 59.46 39.00 19.38 66.38 0.57 213 55 Peak 2 11970.00 42.10 54.00 -11.90 49.53 39.00 19.38 66.38 0.57 213 55 Average 3 17955.00 59.17 74.00 -14.83 60.88 42.83 23.78 68.86 0.54 126 102 Peak 4 17955.00 49.24 54.00 -4.76 50.95 42.83 23.78 68.86 0.54 126 102 Average	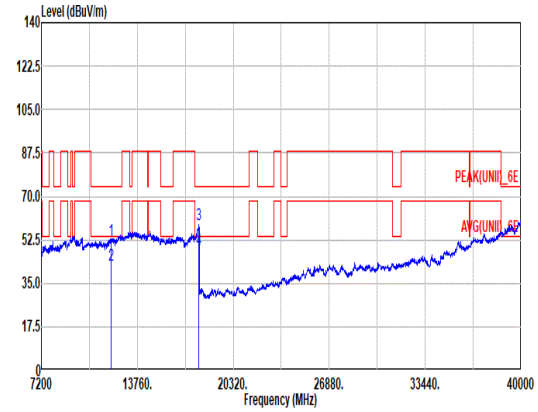 Site : 03CH12-HY Condition: PEAK(UNII)_6E 3m 9120D-02114-240711 VERTICAL Freq Level Limit Line Margin Read Level Ant Factor Cable Loss Preamp Factor Aux Factor APos TPos Remark MHz dBuV/m dBuV/m dB dBuV dB/m dB dB dB cm deg 1 11970.00 52.21 74.00 -21.79 59.64 39.00 19.38 66.38 0.57 141 23 Peak 2 11970.00 42.29 54.00 -11.71 49.72 39.00 19.38 66.38 0.57 141 23 Average 3 17955.00 58.55 74.00 -15.45 60.26 42.83 23.78 68.86 0.54 157 59 Peak 4 17955.00 48.63 54.00 -5.37 50.34 42.83 23.78 68.86 0.54 157 59 Average

Mode	4	
	Harmonic	
	U-NII-5_5.945~6.425_802.11ax HE80_CH7_5985MHz	
ANT	4+3	
Pol.	Horizontal	Vertical
14.47G ~14.5G Avg	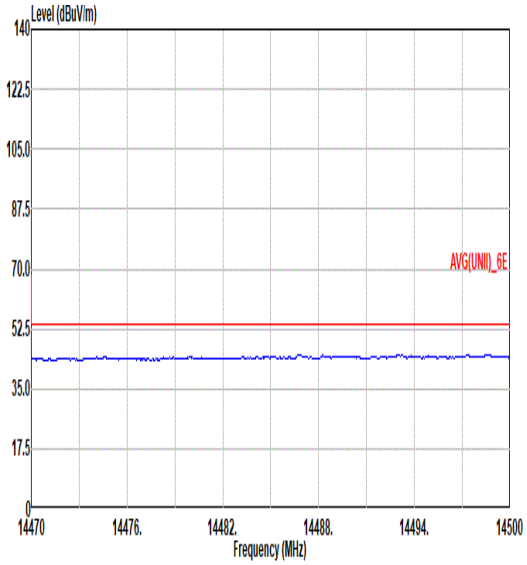 Site : 03CH12-HY Condition: AVG(UNII)_6E 3m 9120D-02114-240711 HORIZONTAL	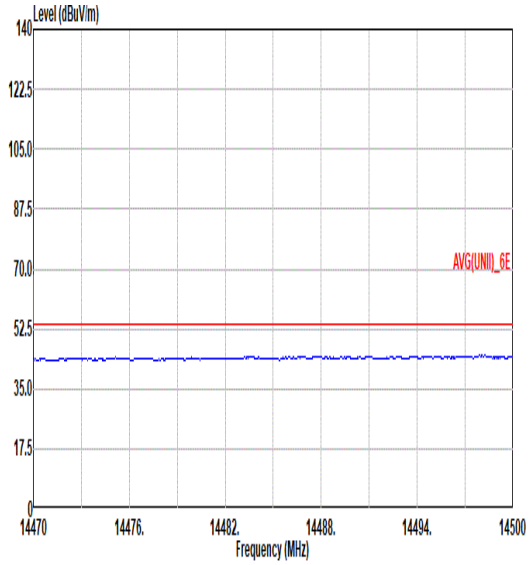 Site : 03CH12-HY Condition: AVG(UNII)_6E 3m 9120D-02114-240711 VERTICAL

17.7G ~18G Avg	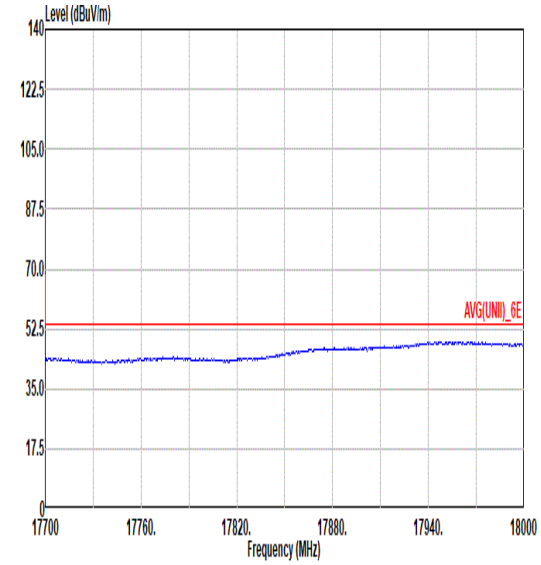 Site : 03CH12-HY Condition: AVG(UNII)_6E 3m 9120D-02114-240711 HORIZONTAL	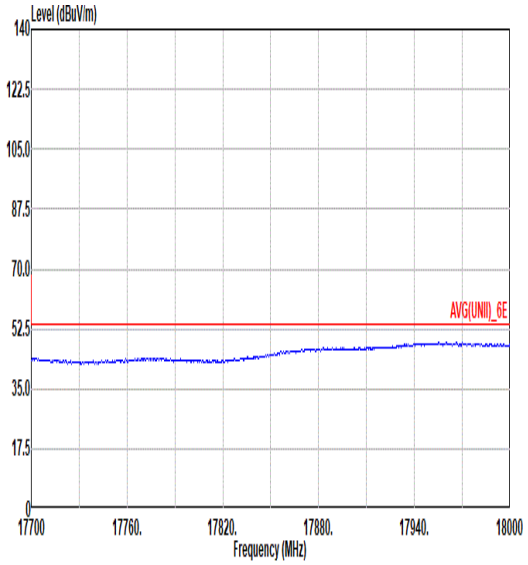 Site : 03CH12-HY Condition: AVG(UNII)_6E 3m 9120D-02114-240711 VERTICAL
31G ~40G Avg	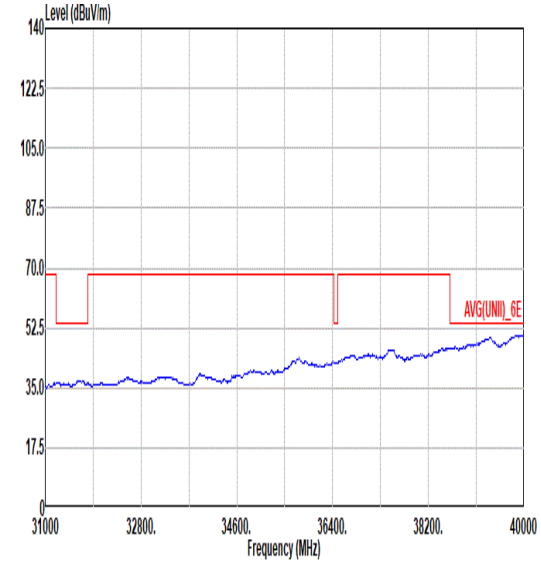 Site : 03CH12-HY Condition: AVG(UNII)_6E 1m SHF_00993_231124 HORIZONTAL	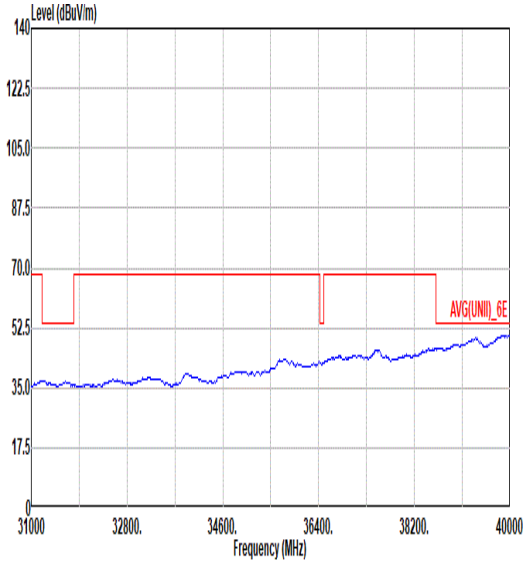 Site : 03CH12-HY Condition: AVG(UNII)_6E 1m SHF_00993_231124 VERTICAL

Mode	5	
	Band Edge	
	U-NII-5_5.945~6.425_802.11ax HE80_CH55_6225MHz	
ANT	4+3	
Pol.	Horizontal	Fundamental
Peak	Blank	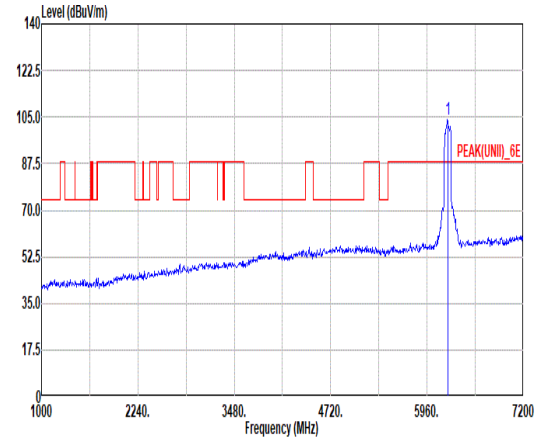 Site : 03CH12-HY Condition: PEAK(UNII)_6E 3m 9120D-02114-240711 HORIZONTAL : RBW:1000.000kHz VBW:3000.000kHz SWT:Auto Freq Level Limit Line Margin Read Level Ant Factor Cable Loss Preamp Factor Aux Factor APos TPos Remark MHz dBuV/m dBuV/m dB dBuV dB/m dB dB dB cm deg 1 6225.00 104.04 ------ ------ 91.03 34.44 12.32 33.75 0.00 150 14 PEAK
Avg	Blank	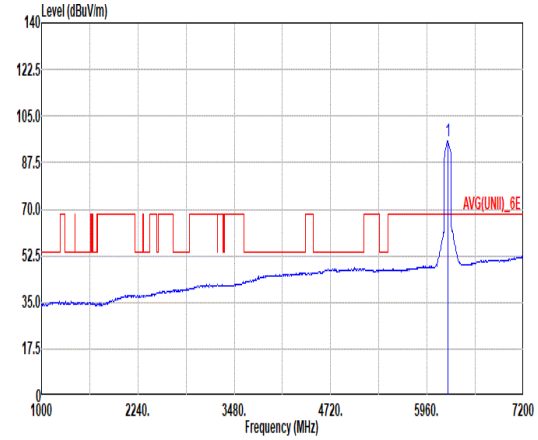 Site : 03CH12-HY Condition: AVG(UNII)_6E 3m 9120D-02114-240711 HORIZONTAL : RBW:1000.000kHz VBW:3.000kHz SWT:Auto Freq Level Limit Line Margin Read Level Ant Factor Cable Loss Preamp Factor Aux Factor APos TPos Remark MHz dBuV/m dBuV/m dB dBuV dB/m dB dB dB cm deg 1 6225.00 95.51 ------ ------ 82.49 34.43 12.34 33.75 0.00 150 14 AVERAGE

Mode	5	
	Band Edge	
	U-NII-5_5.945~6.425_802.11ax HE80_CH55_6225MHz	
ANT	4+3	
Pol.	Vertical	Fundamental
Peak	Blank	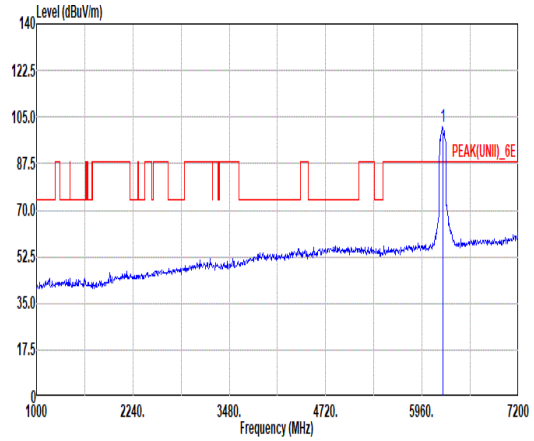 Site : 03CH12-HY Condition: PEAK(UNII)_6E 3m 9120D-02114-240711 VERTICAL : RBW:1000.000kHz VBW:3000.000kHz SWT:Auto Freq Level Limit Line Margin Read Level Ant Factor Cable Loss Preamp Factor Aux Factor APos TPos Remark MHz dBuV/m dBuV/m dB dBuV dB/m dB dB dB cm deg 1 6225.00 101.57 ------ ------ 88.56 34.44 12.32 33.75 0.00 295 357 PEAK
Avg	Blank	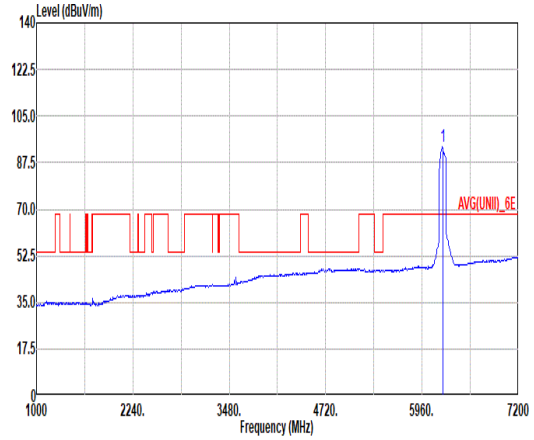 Site : 03CH12-HY Condition: AVG(UNII)_6E 3m 9120D-02114-240711 VERTICAL : RBW:1000.000kHz VBW:3.000kHz SWT:Auto Freq Level Limit Line Margin Read Level Ant Factor Cable Loss Preamp Factor Aux Factor APos TPos Remark MHz dBuV/m dBuV/m dB dBuV dB/m dB dB dB cm deg 1 6225.00 93.36 ------ ------ 80.34 34.43 12.34 33.75 0.00 295 357 AVERAGE

Mode	5	
	Harmonic	
	U-NII-5_5.945~6.425_802.11ax HE80_CH55_6225MHz	
ANT	4+3	
Pol.	Horizontal	Vertical
Peak Avg	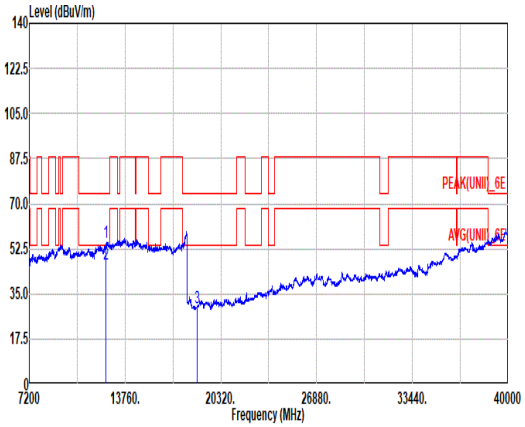 Site : 03CH12-HY Condition: PEAK(UNII)_6E 3m 9120D-02114-240711 HORIZONTAL Freq Level Limit Line Margin Read Level Ant Factor Cable Loss Preamp Factor Aux Factor APos TPos Remark MHz dBuV/m dBuV/m dB dBuV dB/m dB dB dB cm deg 1 12450.00 54.68 74.00 -19.32 61.19 38.80 20.42 66.42 0.69 157 124 PEAK 2 12450.00 46.26 54.00 -7.74 52.77 38.80 20.42 66.42 0.69 157 124 Average 3 18675.00 29.56 74.00 -44.44 33.40 37.74 21.69 53.73 -9.54 0 0 Peak	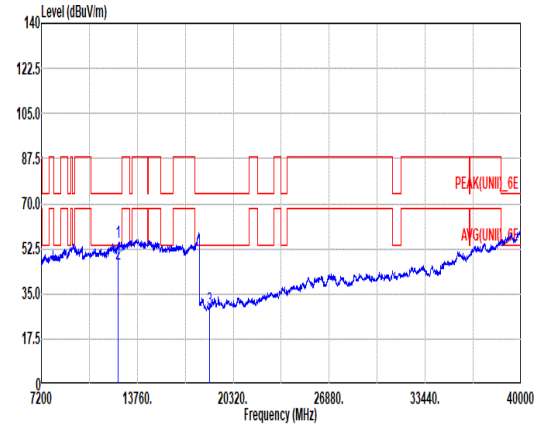 Site : 03CH12-HY Condition: PEAK(UNII)_6E 3m 9120D-02114-240711 VERTICAL Freq Level Limit Line Margin Read Level Ant Factor Cable Loss Preamp Factor Aux Factor APos TPos Remark MHz dBuV/m dBuV/m dB dBuV dB/m dB dB dB cm deg 1 12450.00 54.69 74.00 -19.31 61.20 38.80 20.42 66.42 0.69 227 97 PEAK 2 12450.00 46.26 54.00 -7.74 52.77 38.80 20.42 66.42 0.69 227 97 Average 3 18675.00 29.16 74.00 -44.84 33.00 37.74 21.69 53.73 -9.54 0 0 Peak

Mode	5	
	Harmonic	
	U-NII-5_5.945~6.425_802.11ax HE80_CH55_6225MHz	
ANT	4+3	
Pol.	Horizontal	Vertical
14.47G ~14.5G Avg	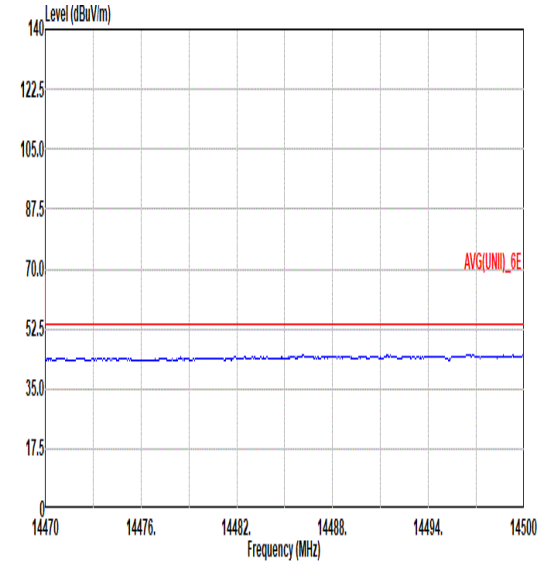 Site : 03CH12-HY Condition: AVG(UNII)_6E 3m 9120D-02114-240711 HORIZONTAL	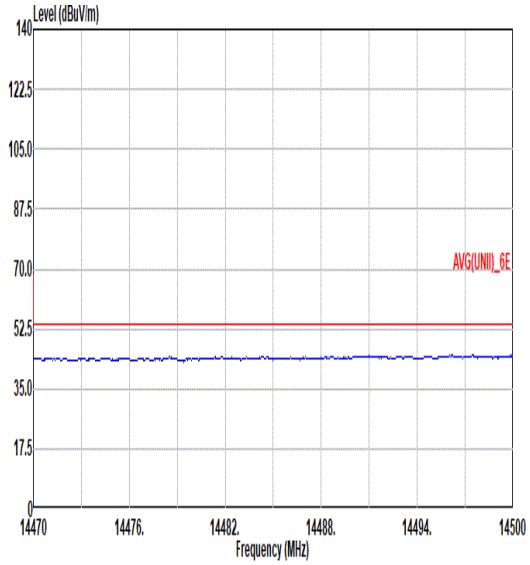 Site : 03CH12-HY Condition: AVG(UNII)_6E 3m 9120D-02114-240711 VERTICAL

17.7G ~18G Avg	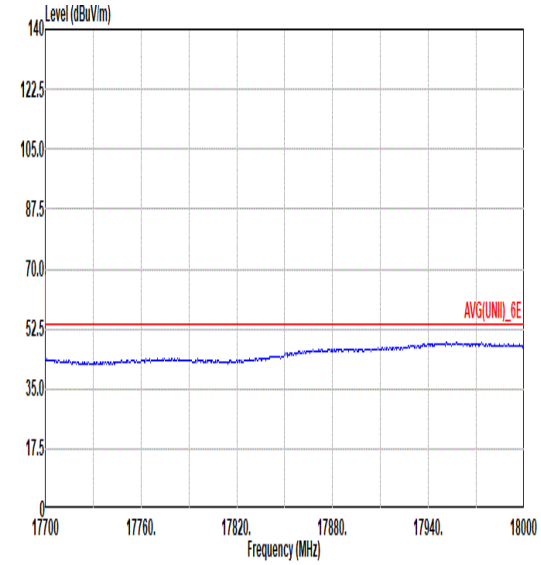 Site : 03CH12-HY Condition: AVG(UNII)_6E 3m 9120D-02114-240711 HORIZONTAL	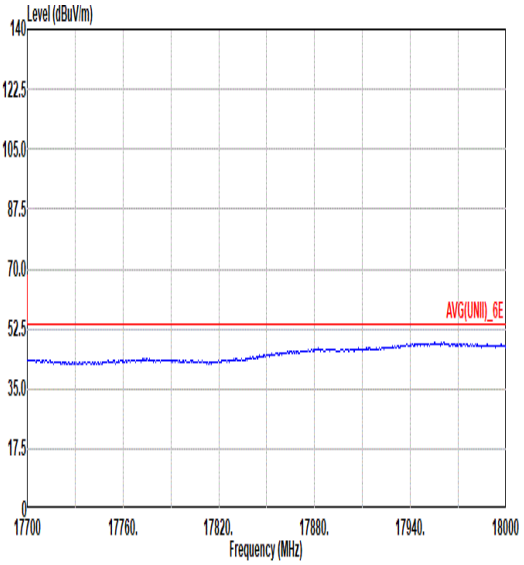 Site : 03CH12-HY Condition: AVG(UNII)_6E 3m 9120D-02114-240711 VERTICAL
31G ~40G Avg	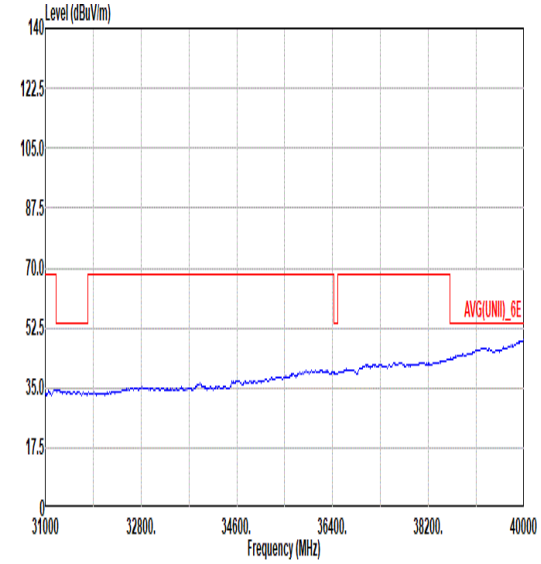 Site : 03CH12-HY Condition: AVG(UNII)_6E 1m SHF_00993_231124 HORIZONTAL	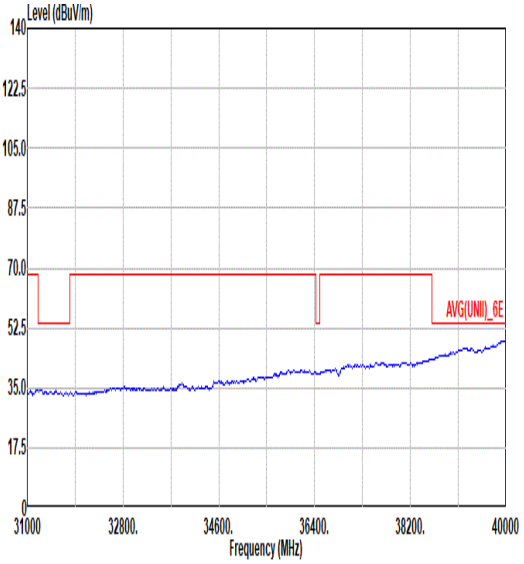 Site : 03CH12-HY Condition: AVG(UNII)_6E 1m SHF_00993_231124 VERTICAL

Mode	6	
	Band Edge	
	U-NII-5_5.945~6.425_802.11ax HE80_CH87_6385MHz	
ANT	4+3	
Pol.	Horizontal	Fundamental
Peak	Blank	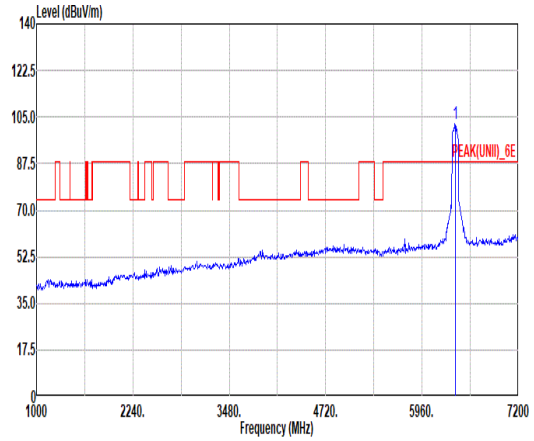 Site : 03CH12-HY Condition: PEAK(UNII)_6E 3m 9120D-02114-240711 HORIZONTAL : RBW:1000.000kHz VBW:3000.000kHz SWT:Auto Freq Level Limit Line Margin Read Level Ant Factor Cable Loss Preamp Factor Aux Factor APos TPos Remark MHz dBuV/m dBuV/m dB dBuV dB/m dB dB dB cm deg 1 6385.00 102.70 ------ ------ 89.86 34.80 11.85 33.81 0.00 104 59 PEAK
Avg	Blank	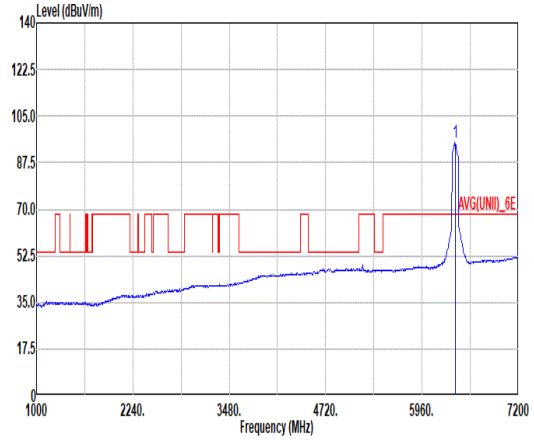 Site : 03CH12-HY Condition: AVG(UNII)_6E 3m 9120D-02114-240711 HORIZONTAL : RBW:1000.000kHz VBW:3.000kHz SWT:Auto Freq Level Limit Line Margin Read Level Ant Factor Cable Loss Preamp Factor Aux Factor APos TPos Remark MHz dBuV/m dBuV/m dB dBuV dB/m dB dB dB cm deg 1 6385.00 95.00 ------ ------ 82.16 34.80 11.85 33.81 0.00 104 59 AVERAGE

Mode	6	
	Band Edge	
	U-NII-5_5.945~6.425_802.11ax HE80_CH87_6385MHz	
ANT	4+3	
Pol.	Vertical	Fundamental
Peak	Blank	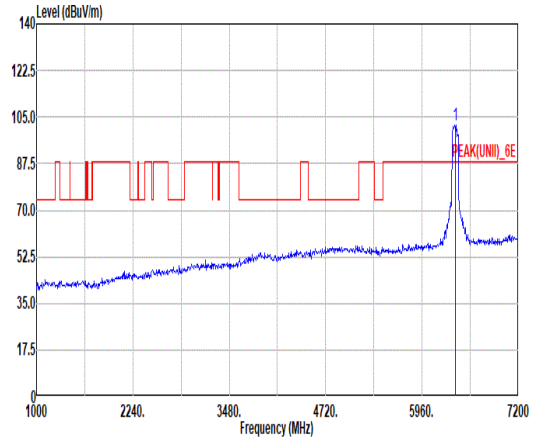 Site : 03CH12-HY Condition: PEAK(UNII)_6E 3m 9120D-02114-240711 VERTICAL : RBW:1000.000kHz VBW:3000.000kHz SWT:Auto Freq Level Limit Line Margin Read Level Ant Factor Cable Loss Preamp Factor Aux Factor APos TPos Remark MHz dBuV/m dBuV/m dB dBuV dB/m dB dB dB cm deg 1 6385.00 101.97 ------ ------ 89.12 34.83 11.84 33.82 0.00 100 10 PEAK
Avg	Blank	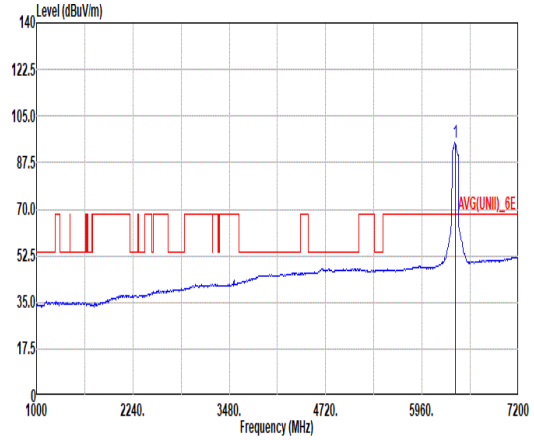 Site : 03CH12-HY Condition: AVG(UNII)_6E 3m 9120D-02114-240711 VERTICAL : RBW:1000.000kHz VBW:3.000kHz SWT:Auto Freq Level Limit Line Margin Read Level Ant Factor Cable Loss Preamp Factor Aux Factor APos TPos Remark MHz dBuV/m dBuV/m dB dBuV dB/m dB dB dB cm deg 1 6385.00 94.85 ------ ------ 82.01 34.80 11.85 33.81 0.00 100 10 AVERAGE

Mode	6	
	Harmonic	
	U-NII-5_5.945~6.425_802.11ax HE80_CH87_6385MHz	
ANT	4+3	
Pol.	Horizontal	Vertical
Peak Avg	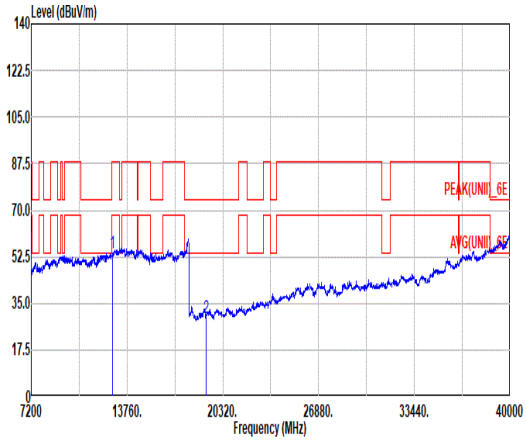 Site : 03CH12-HY Condition: PEAK(UNII)_6E 3m 9120D-02114-240711 HORIZONTAL Freq Level Limit Line Margin Read Level Ant Factor Cable Loss Preamp Factor Aux Factor APos TPos Remark MHz dBuV/m dBuV/m dB dBuV dB/m dB dB dB cm deg 1 12770.00 53.68 88.20 -34.52 59.66 39.38 20.62 66.76 0.78 -- -- PEAK 2 19155.00 29.64 74.00 -44.36 32.83 37.80 22.06 53.51 -9.54 -- -- Peak	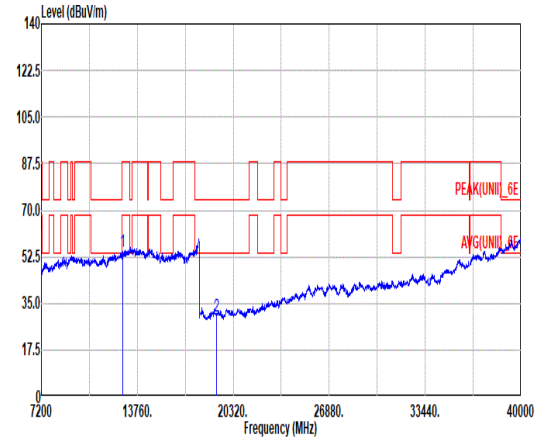 Site : 03CH12-HY Condition: PEAK(UNII)_6E 3m 9120D-02114-240711 VERTICAL Freq Level Limit Line Margin Read Level Ant Factor Cable Loss Preamp Factor Aux Factor APos TPos Remark MHz dBuV/m dBuV/m dB dBuV dB/m dB dB dB cm deg 1 12770.00 54.26 88.20 -33.94 60.24 39.38 20.62 66.76 0.78 -- -- PEAK 2 19155.00 30.20 74.00 -43.80 33.39 37.80 22.06 53.51 -9.54 -- -- Peak

Mode	6	
	Harmonic	
	U-NII-5_5.945~6.425_802.11ax HE80_CH87_6385MHz	
ANT	4+3	
Pol.	Horizontal	Vertical
14.47G ~14.5G Avg	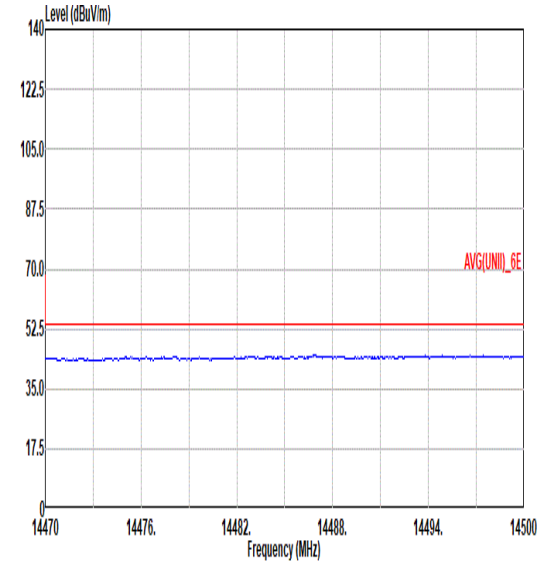 Site : 03CH12-HY Condition: AVG(UNII)_6E 3m 9120D-02114-240711 HORIZONTAL	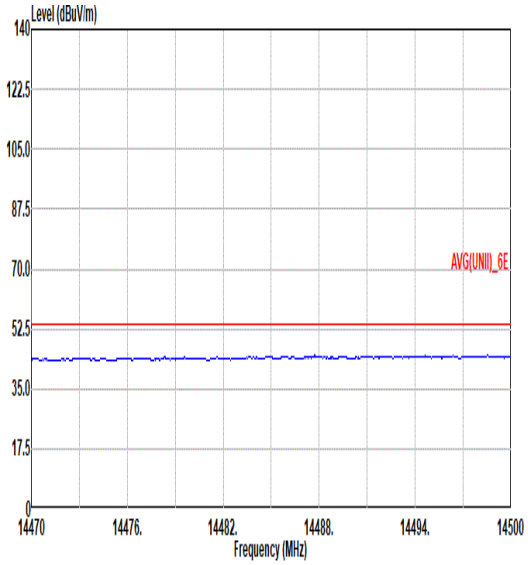 Site : 03CH12-HY Condition: AVG(UNII)_6E 3m 9120D-02114-240711 VERTICAL

17.7G ~18G Avg	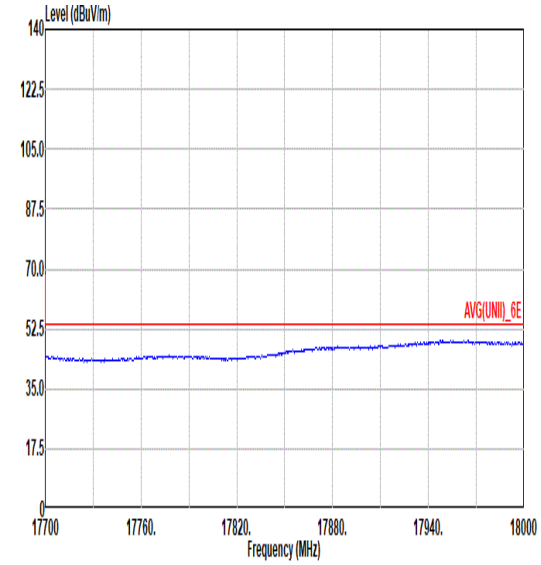 Site : 03CH12-HY Condition: AVG(UNII)_6E 3m 9120D-02114-240711 HORIZONTAL	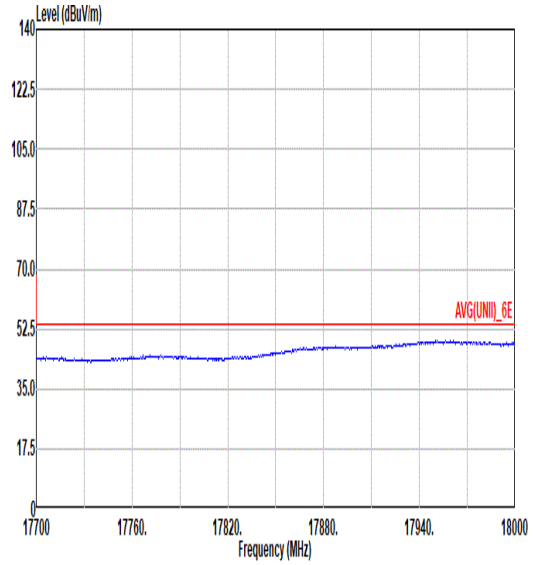 Site : 03CH12-HY Condition: AVG(UNII)_6E 3m 9120D-02114-240711 VERTICAL
31G ~40G Avg	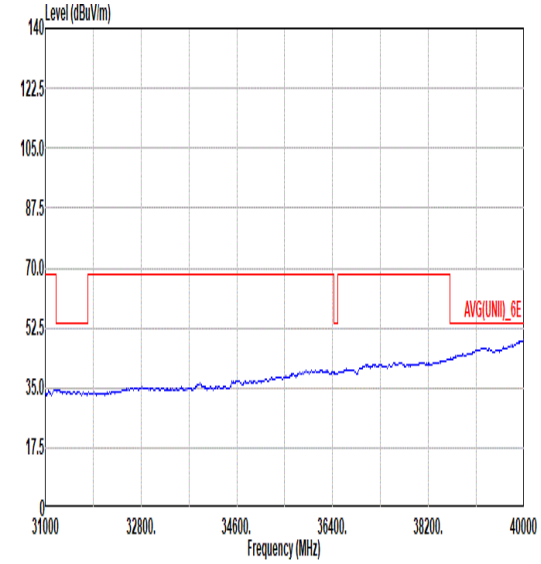 Site : 03CH12-HY Condition: AVG(UNII)_6E 1m SHF_00993_231124 HORIZONTAL	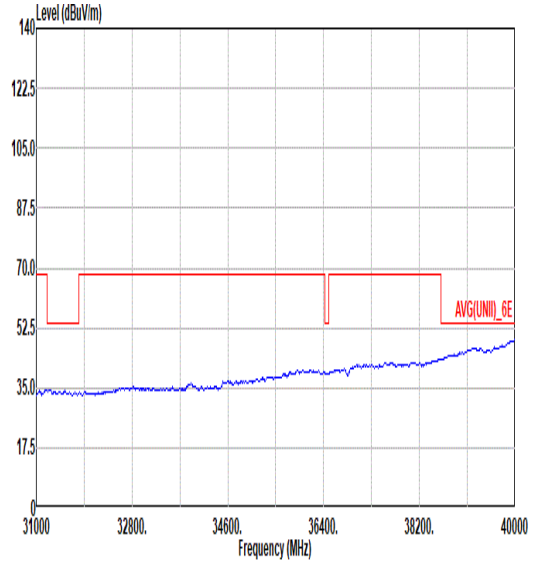 Site : 03CH12-HY Condition: AVG(UNII)_6E 1m SHF_00993_231124 VERTICAL

Mode	7	
	Band Edge	
	U-NII-6_6.425~6.525_802.11ax HE80_CH103_6465MHz	
ANT	4+3	
Pol.	Horizontal	Fundamental
Peak	Blank	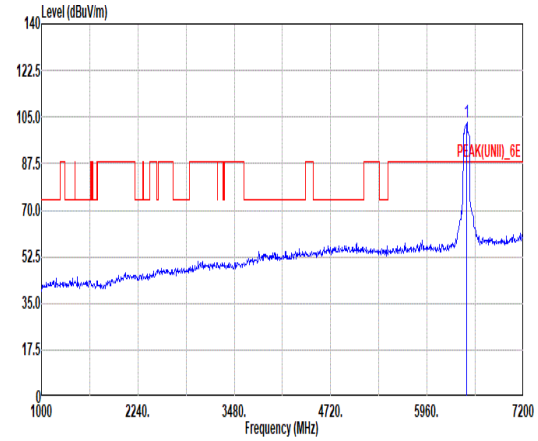 Site : 03CH12-HY Condition: PEAK(UNII)_6E 3m 9120D-02114-240711 HORIZONTAL : RBW:1000.000kHz VBW:3000.000kHz SWT:Auto Freq Level Limit Line Margin Read Level Ant Factor Cable Loss Preamp Factor Aux Factor APos TPos Remark MHz dBuV/m dBuV/m dB dBuV dB/m dB dB dB cm deg 1 6465.00 103.17 ------ ------ 89.89 35.15 11.98 33.85 0.00 218 20 PEAK
Avg	Blank	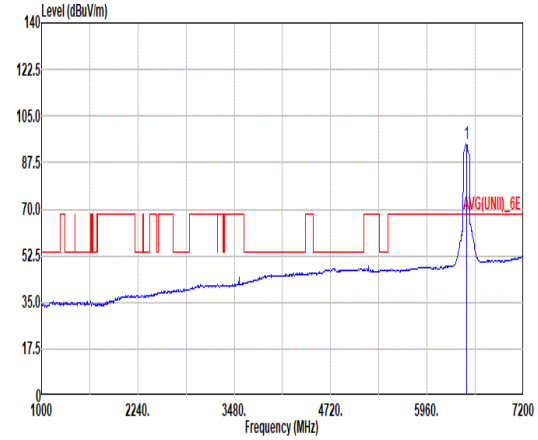 Site : 03CH12-HY Condition: AVG(UNII)_6E 3m 9120D-02114-240711 HORIZONTAL : RBW:1000.000kHz VBW:3.000kHz SWT:Auto Freq Level Limit Line Margin Read Level Ant Factor Cable Loss Preamp Factor Aux Factor APos TPos Remark MHz dBuV/m dBuV/m dB dBuV dB/m dB dB dB cm deg 1 6465.00 94.76 ------ ------ 81.63 35.04 11.93 33.84 0.00 218 20 AVERAGE

Mode	7	
	Band Edge	
	U-NII-6_6.425~6.525_802.11ax HE80_CH103_6465MHz	
ANT	4+3	
Pol.	Vertical	Fundamental
Peak	Blank	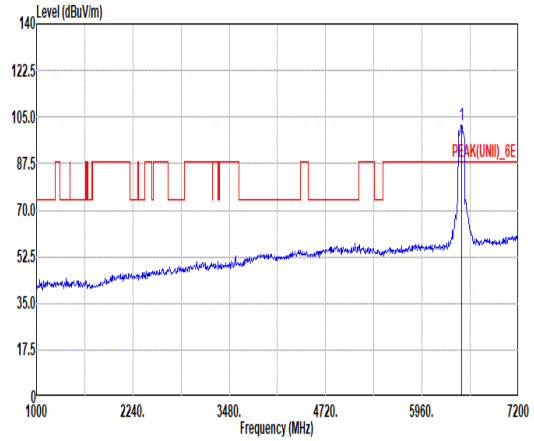 Site : 03CH12-HY Condition: PEAK(UNII)_6E 3m 9120D-02114-240711 VERTICAL : RBW:1000.000kHz VBW:3000.000kHz SWT:Auto Freq Level Limit Line Margin Read Level Ant Factor Cable Loss Preamp Factor Aux Factor APos TPos Remark MHz dBuV/m dBuV/m dB dBuV dB/m dB dB dB cm deg 1 6465.00 102.21 ------ ------ 89.08 35.04 11.93 33.84 0.00 180 4 PEAK
Avg	Blank	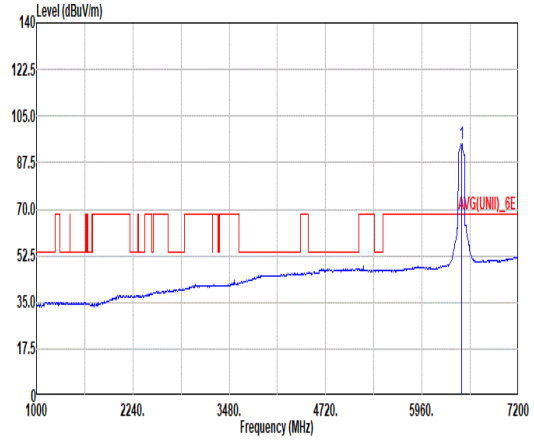 Site : 03CH12-HY Condition: AVG(UNII)_6E 3m 9120D-02114-240711 VERTICAL : RBW:1000.000kHz VBW:3.000kHz SWT:Auto Freq Level Limit Line Margin Read Level Ant Factor Cable Loss Preamp Factor Aux Factor APos TPos Remark MHz dBuV/m dBuV/m dB dBuV dB/m dB dB dB cm deg 1 6465.00 94.72 ------ ------ 81.59 35.04 11.93 33.84 0.00 180 4 AVERAGE

Mode	7	
	Harmonic	
	U-NII-6_6.425~6.525_802.11ax HE80_CH103_6465MHz	
ANT	4+3	
Pol.	Horizontal	Vertical
Peak Avg	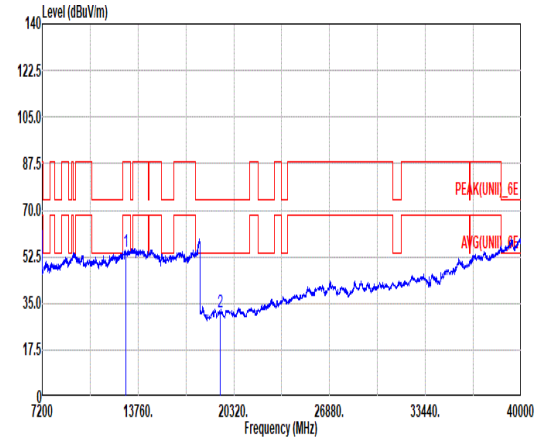 Site : 03CH12-HY Condition: PEAK(UNII)_6E 3m 9120D-02114-240711 HORIZONTAL Freq Level Limit Line Margin Read Level Ant Factor Cable Loss Preamp Factor Aux Factor APos TPos Remark MHz dBuV/m dBuV/m dB dBuV dB/m dB dB dB cm deg 1 12930.00 54.60 88.20 -33.60 60.30 39.76 20.67 66.95 0.82 -- -- PEAK 2 19395.00 31.73 74.00 -42.27 34.55 37.89 22.19 53.36 -9.54 -- -- Peak	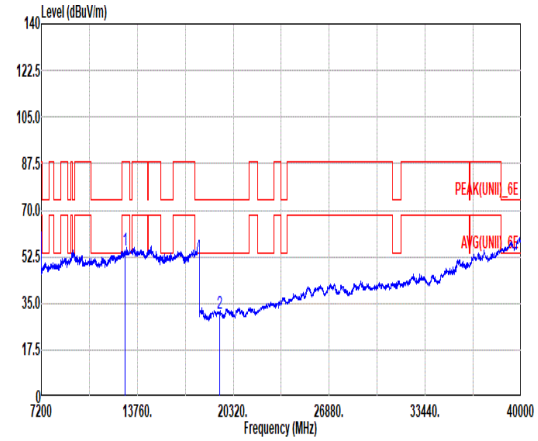 Site : 03CH12-HY Condition: PEAK(UNII)_6E 3m 9120D-02114-240711 VERTICAL Freq Level Limit Line Margin Read Level Ant Factor Cable Loss Preamp Factor Aux Factor APos TPos Remark MHz dBuV/m dBuV/m dB dBuV dB/m dB dB dB cm deg 1 12930.00 54.76 88.20 -33.44 60.46 39.76 20.67 66.95 0.82 -- -- PEAK 2 19395.00 31.17 74.00 -42.83 33.99 37.89 22.19 53.36 -9.54 -- -- Peak

Mode	7	
	Harmonic	
	U-NII-6_6.425~6.525_802.11ax HE80_CH103_6465MHz	
ANT	4+3	
Pol.	Horizontal	Vertical
14.47G ~14.5G Avg	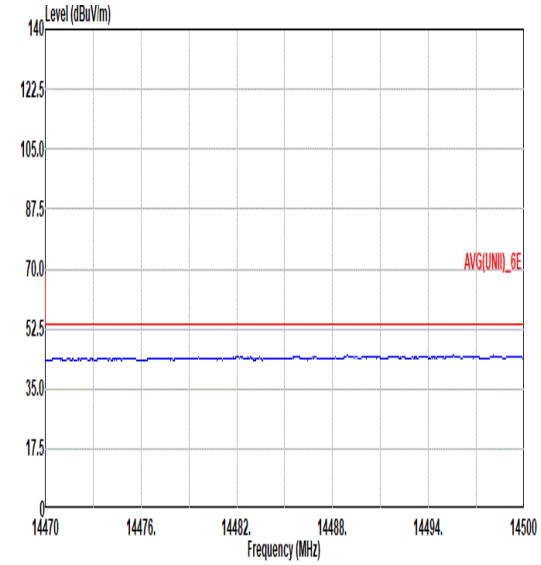 Site : 03CH12-HY Condition: AVG(UNII)_6E 3m 9120D-02114-240711 HORIZONTAL	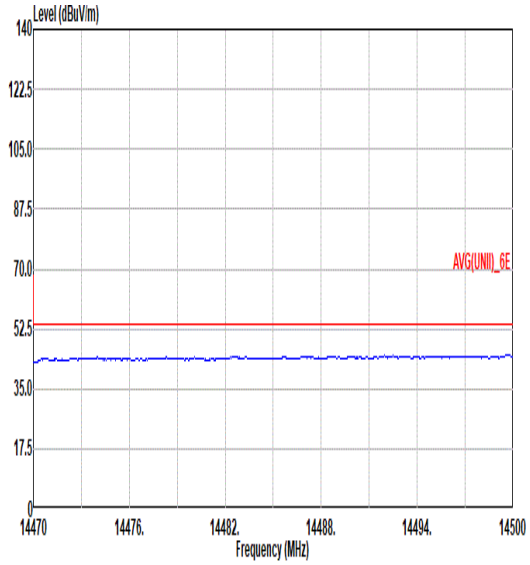 Site : 03CH12-HY Condition: AVG(UNII)_6E 3m 9120D-02114-240711 VERTICAL

17.7G ~18G Avg	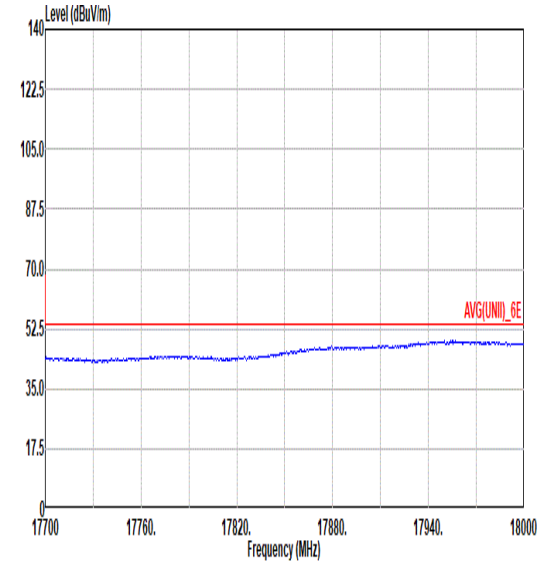 Site : 03CH12-HY Condition: AVG(UNII)_6E 3m 9120D-02114-240711 HORIZONTAL	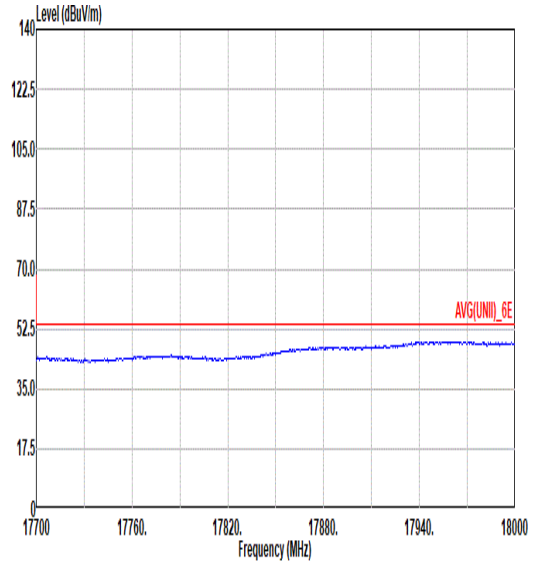 Site : 03CH12-HY Condition: AVG(UNII)_6E 3m 9120D-02114-240711 VERTICAL
31G ~40G Avg	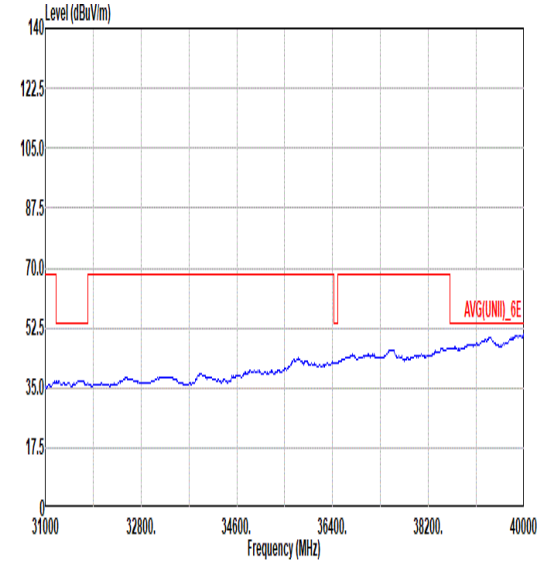 Site : 03CH12-HY Condition: AVG(UNII)_6E 1m SHF_00993_231124 HORIZONTAL	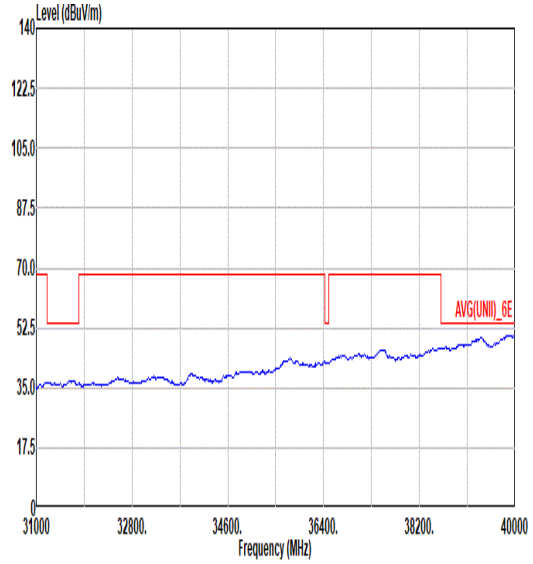 Site : 03CH12-HY Condition: AVG(UNII)_6E 1m SHF_00993_231124 VERTICAL

Mode	8	
	Band Edge	
	U-NII-6_6.425~6.525_802.11ax HE80_CH119_6545MHz	
ANT	4+3	
Pol.	Horizontal	Fundamental
Peak	Blank	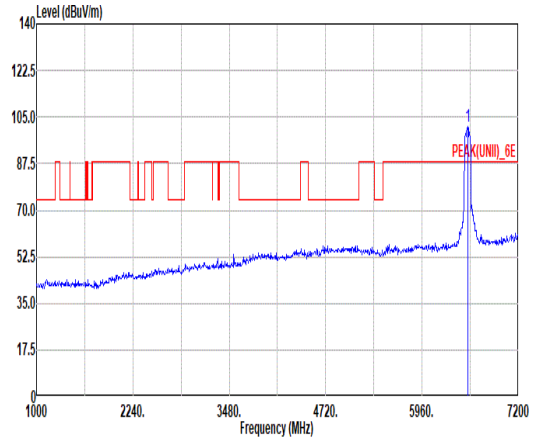 Site : 03CH12-HY Condition: PEAK(UNII)_6E 3m 9120D-02114-240711 HORIZONTAL : RBW:1000.000kHz VBW:3000.000kHz SWT:Auto Freq Level Limit Line Margin Read Level Ant Factor Cable Loss Preamp Factor Aux Factor APos TPos Remark MHz dBuV/m dBuV/m dB dBuV dB/m dB dB dB cm deg 1 6545.00 101.37 ------ ------ 87.47 35.59 12.17 33.86 0.00 100 87 PEAK
Avg	Blank	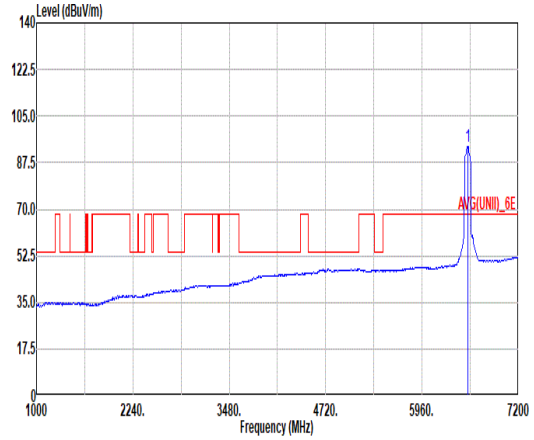 Site : 03CH12-HY Condition: AVG(UNII)_6E 3m 9120D-02114-240711 HORIZONTAL : RBW:1000.000kHz VBW:3.000kHz SWT:Auto Freq Level Limit Line Margin Read Level Ant Factor Cable Loss Preamp Factor Aux Factor APos TPos Remark MHz dBuV/m dBuV/m dB dBuV dB/m dB dB dB cm deg 1 6545.00 93.70 ------ ------ 79.80 35.59 12.17 33.86 0.00 100 87 AVERAGE

Mode	8	
	Band Edge	
	U-NII-6_6.425~6.525_802.11ax HE80_CH119_6545MHz	
ANT	4+3	
Pol.	Vertical	Fundamental
Peak	Blank	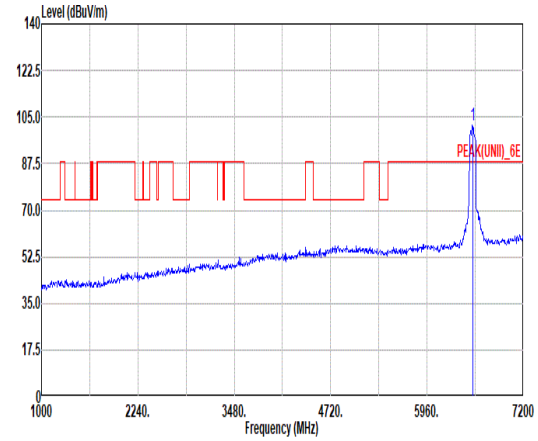 Site : 03CH12-HY Condition: PEAK(UNII)_6E 3m 9120D-02114-240711 VERTICAL : RBW:1000.000kHz VBW:3000.000kHz SWT:Auto Freq Level Limit Line Margin Read Level Ant Factor Cable Loss Preamp Factor Aux Factor APos TPos Remark MHz dBuV/m dBuV/m dB dBuV dB/m dB dB dB cm deg 1 6545.00 101.73 ------ ------ 87.87 35.56 12.16 33.86 0.00 240 0 PEAK
Avg	Blank	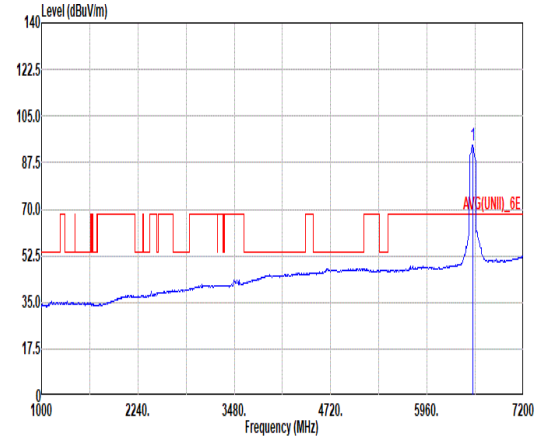 Site : 03CH12-HY Condition: AVG(UNII)_6E 3m 9120D-02114-240711 VERTICAL : RBW:1000.000kHz VBW:3.000kHz SWT:Auto Freq Level Limit Line Margin Read Level Ant Factor Cable Loss Preamp Factor Aux Factor APos TPos Remark MHz dBuV/m dBuV/m dB dBuV dB/m dB dB dB cm deg 1 6545.00 93.91 ------ ------ 80.11 35.52 12.14 33.86 0.00 240 0 AVERAGE

Mode	8	
	Harmonic	
	U-NII-6_6.425~6.525_802.11ax HE80_CH119_6545MHz	
ANT	4+3	
Pol.	Horizontal	Vertical
Peak Avg	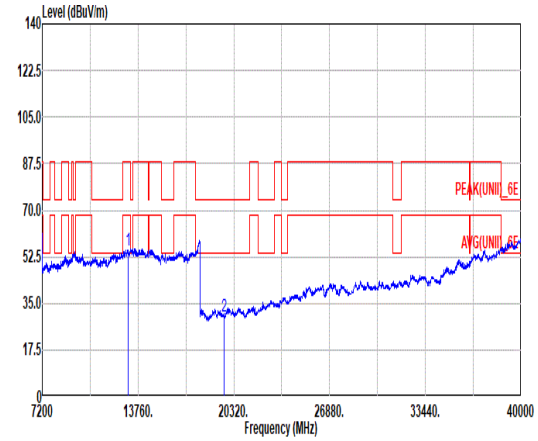 Site : 03CH12-HY Condition: PEAK(UNII)_6E 3m 9120D-02114-240711 HORIZONTAL Freq Level Limit Line Margin Read Level Ant Factor Cable Loss Preamp Factor Aux Factor APos TPos Remark MHz dBuV/m dBuV/m dB dBuV dB/m dB dB dB cm deg 1 13090.00 54.83 88.20 -33.37 60.60 39.62 20.65 66.90 0.86 -- -- PEAK 2 19635.00 30.02 74.00 -43.98 32.98 37.54 22.28 53.24 -9.54 -- -- Peak	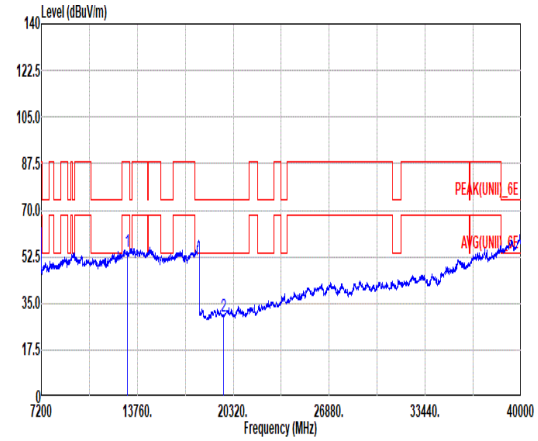 Site : 03CH12-HY Condition: PEAK(UNII)_6E 3m 9120D-02114-240711 VERTICAL Freq Level Limit Line Margin Read Level Ant Factor Cable Loss Preamp Factor Aux Factor APos TPos Remark MHz dBuV/m dBuV/m dB dBuV dB/m dB dB dB cm deg 1 13090.00 54.49 88.20 -33.71 60.26 39.62 20.65 66.90 0.86 -- -- PEAK 2 19635.00 30.37 74.00 -43.63 33.33 37.54 22.28 53.24 -9.54 -- -- Peak

Mode	8	
	Harmonic	
	U-NII-6_6.425~6.525_802.11ax HE80_CH119_6545MHz	
ANT	4+3	
Pol.	Horizontal	Vertical
14.47G ~14.5G Avg	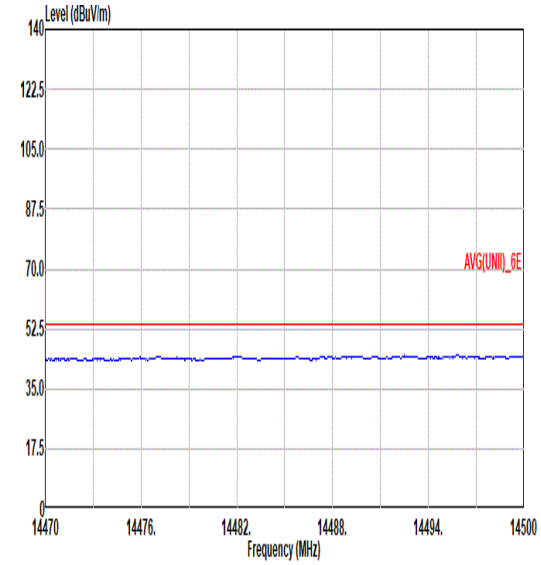 Site : 03CH12-HY Condition: AVG(UNII)_6E 3m 9120D-02114-240711 HORIZONTAL	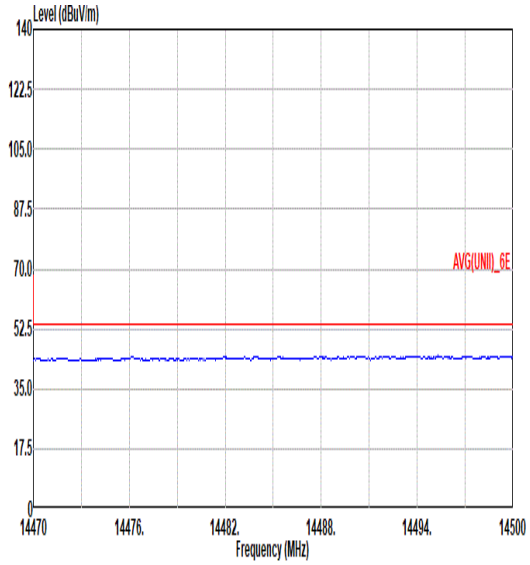 Site : 03CH12-HY Condition: AVG(UNII)_6E 3m 9120D-02114-240711 VERTICAL

17.7G ~18G Avg	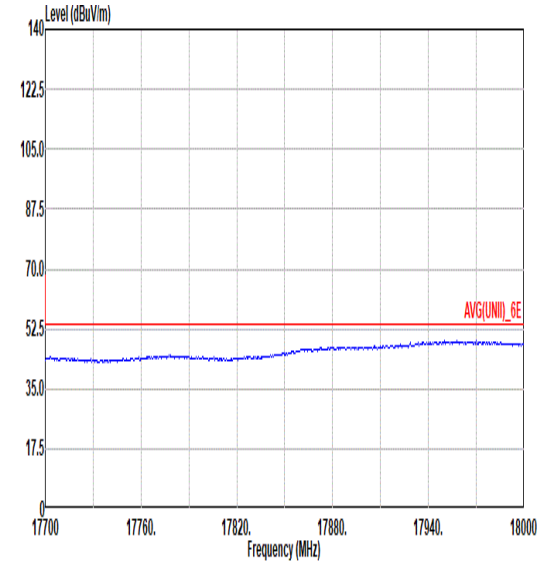 Site : 03CH12-HY Condition: AVG(UNII)_6E 3m 9120D-02114-240711 HORIZONTAL	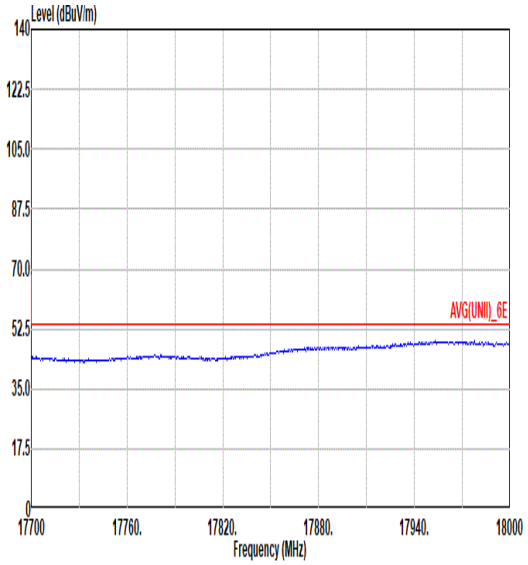 Site : 03CH12-HY Condition: AVG(UNII)_6E 3m 9120D-02114-240711 VERTICAL
31G ~40G Avg	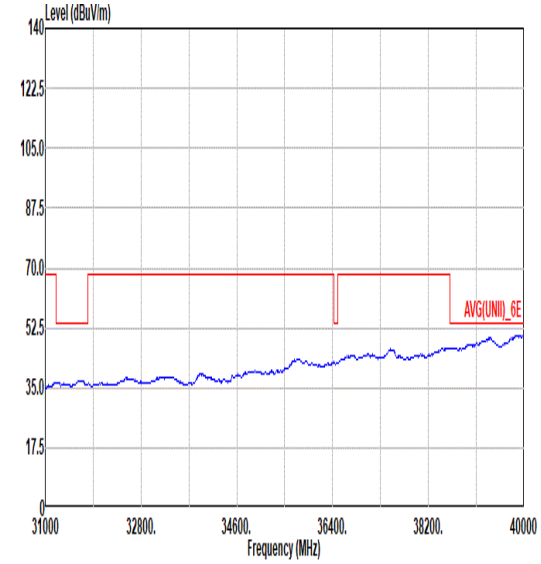 Site : 03CH12-HY Condition: AVG(UNII)_6E 1m SHF_00993_231124 HORIZONTAL	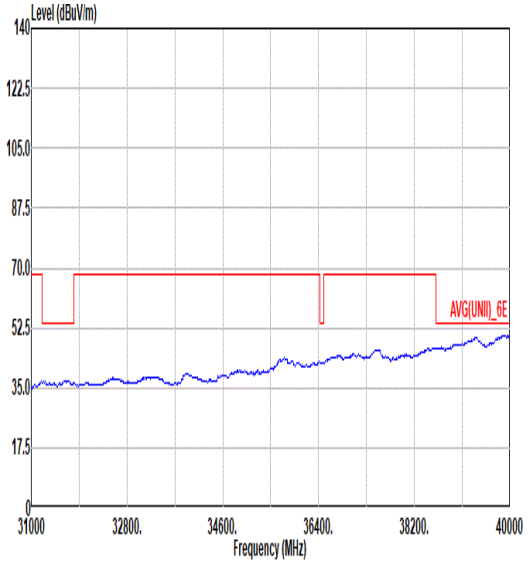 Site : 03CH12-HY Condition: AVG(UNII)_6E 1m SHF_00993_231124 VERTICAL

Mode	9	
	Band Edge	
	U-NII-7_6.525-6.875_802.11ax HE80_CH135_6625MHz	
ANT	4+3	
Pol.	Horizontal	Fundamental
Peak	Blank	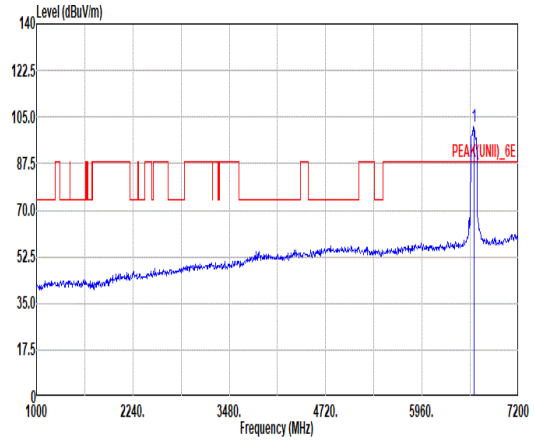 Site : 03CH12-HY Condition: PEAK(UNII)_6E 3m 9120D-02114-240711 HORIZONTAL : RBW:1000.000kHz VBW:3000.000kHz SWT:Auto Freq Level Limit Line Margin Read Level Ant Factor Cable Loss Preamp Factor Aux Factor APos TPos Remark MHz dBuV/m dBuV/m dB dBuV dB/m dB dB dB cm deg 1 6625.00 101.21 ------ ------ 86.69 36.03 12.35 33.86 0.00 213 71 PEAK
Avg	Blank	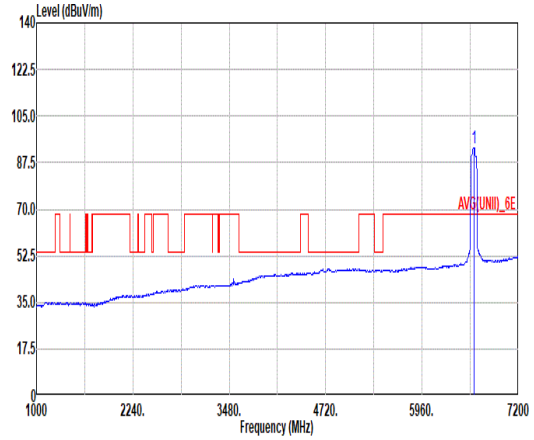 Site : 03CH12-HY Condition: AVG(UNII)_6E 3m 9120D-02114-240711 HORIZONTAL : RBW:1000.000kHz VBW:3.000kHz SWT:Auto Freq Level Limit Line Margin Read Level Ant Factor Cable Loss Preamp Factor Aux Factor APos TPos Remark MHz dBuV/m dBuV/m dB dBuV dB/m dB dB dB cm deg 1 6625.00 93.09 ------ ------ 78.57 36.03 12.35 33.86 0.00 213 71 AVERAGE

Mode	9	
	Band Edge	
	U-NII-7_6.525-6.875_802.11ax HE80_CH135_6625MHz	
ANT	4+3	
Pol.	Vertical	Fundamental
Peak	Blank	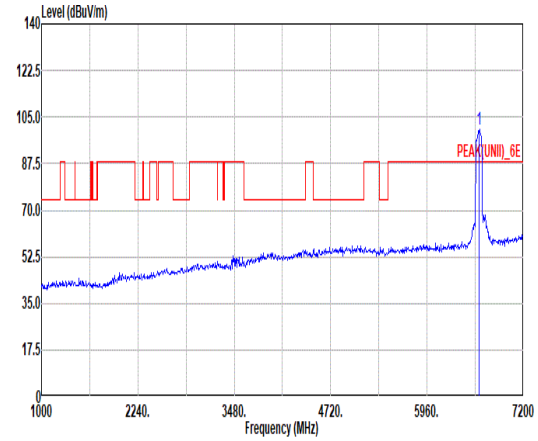 Site : 03CH12-HY Condition: PEAK(UNII)_6E 3m 9120D-02114-240711 VERTICAL : RBW:1000.000kHz VBW:3000.000kHz SWT:Auto Freq Level Limit Line Margin Read Level Ant Factor Cable Loss Preamp Factor Aux Factor APos TPos Remark MHz dBuV/m dBuV/m dB dBuV dB/m dB dB dB cm deg 1 6625.00 100.33 ------ ------ 85.72 36.07 12.40 33.86 0.00 105 34 PEAK
Avg	Blank	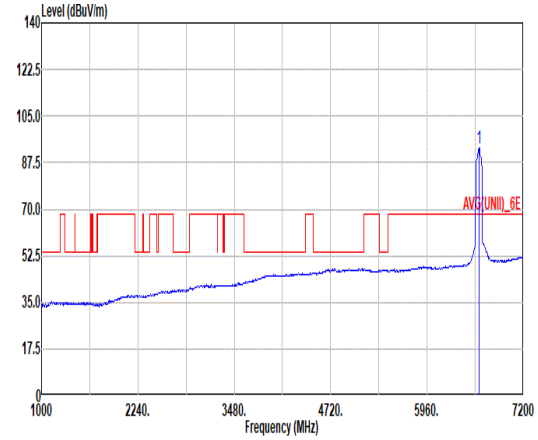 Site : 03CH12-HY Condition: AVG(UNII)_6E 3m 9120D-02114-240711 VERTICAL : RBW:1000.000kHz VBW:3.000kHz SWT:Auto Freq Level Limit Line Margin Read Level Ant Factor Cable Loss Preamp Factor Aux Factor APos TPos Remark MHz dBuV/m dBuV/m dB dBuV dB/m dB dB dB cm deg 1 6625.00 93.10 ------ ------ 78.49 36.07 12.40 33.86 0.00 105 34 AVERAGE

Mode	9	
	Harmonic	
	U-NII-7_6.525-6.875_802.11ax HE80_CH135_6625MHz	
ANT	4+3	
Pol.	Horizontal	Vertical
Peak Avg	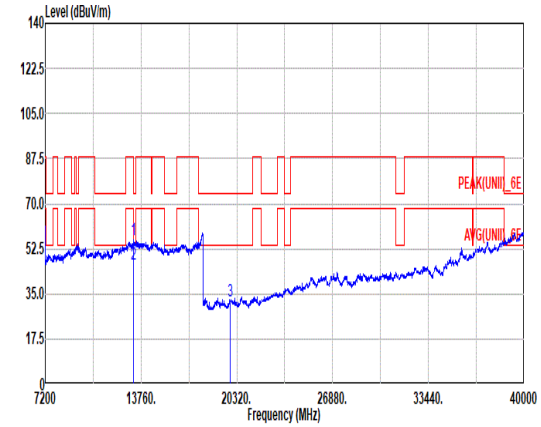 Site : 03CH12-HY Condition: PEAK(UNII)_6E 3m 9120D-02114-240711 HORIZONTAL Freq Level Limit Line Margin Read Level Ant Factor Cable Loss Preamp Factor Aux Factor APos TPos Remark MHz dBuV/m dBuV/m dB dBuV dB/m dB dB dB cm deg 1 13250.00 56.11 74.00 -17.89 61.45 39.80 20.59 66.64 0.91 127 56 PEAK 2 13250.00 46.27 54.00 -7.73 51.61 39.80 20.59 66.64 0.91 127 56 Average 3 19875.00 32.43 74.00 -41.57 35.15 37.64 22.33 53.15 -9.54 -- -- Peak	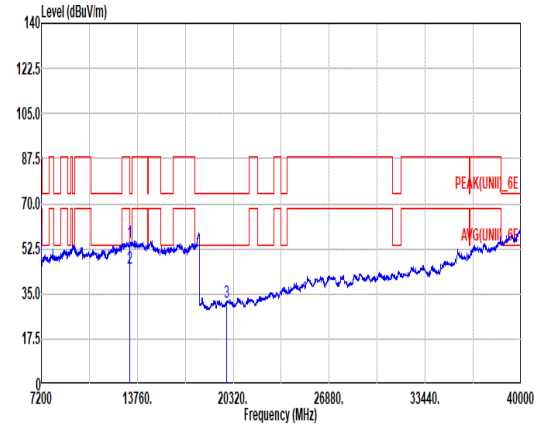 Site : 03CH12-HY Condition: PEAK(UNII)_6E 3m 9120D-02114-240711 VERTICAL Freq Level Limit Line Margin Read Level Ant Factor Cable Loss Preamp Factor Aux Factor APos TPos Remark MHz dBuV/m dBuV/m dB dBuV dB/m dB dB dB cm deg 1 13250.00 54.94 74.00 -19.06 60.28 39.80 20.59 66.64 0.91 202 137 PEAK 2 13250.00 45.01 54.00 -8.99 50.35 39.80 20.59 66.64 0.91 202 137 Average 3 19875.00 31.78 74.00 -42.22 34.50 37.64 22.33 53.15 -9.54 -- -- Peak

Mode	9	
	Harmonic	
	U-NII-7_6.525-6.875_802.11ax HE80_CH135_6625MHz	
ANT	4+3	
Pol.	Horizontal	Vertical
14.47G ~14.5G Avg	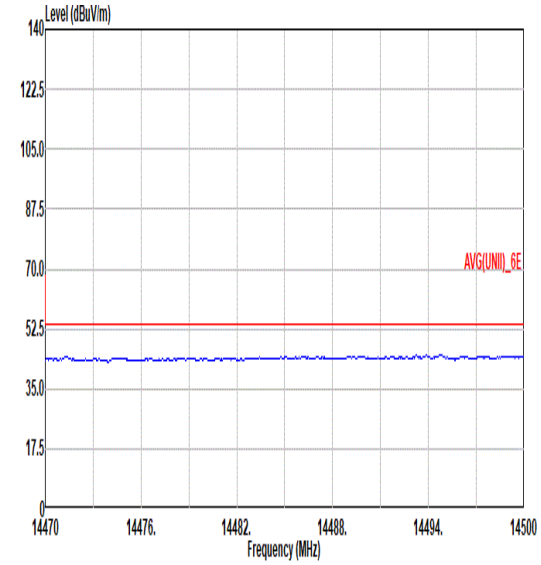 Site : 03CH12-HY Condition: AVG(UNII)_6E 3m 9120D-02114-240711 HORIZONTAL	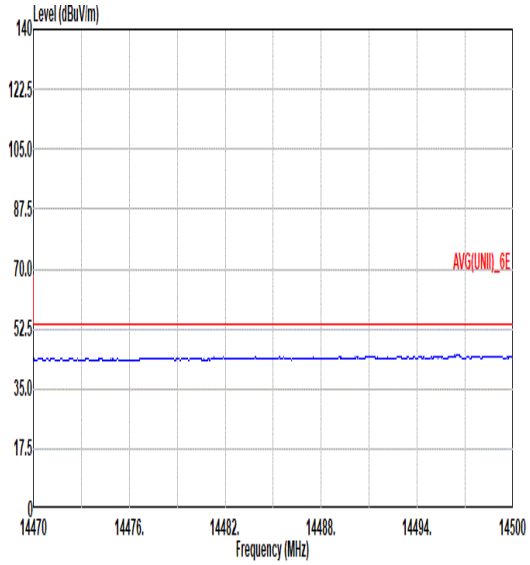 Site : 03CH12-HY Condition: AVG(UNII)_6E 3m 9120D-02114-240711 VERTICAL

17.7G ~18G Avg	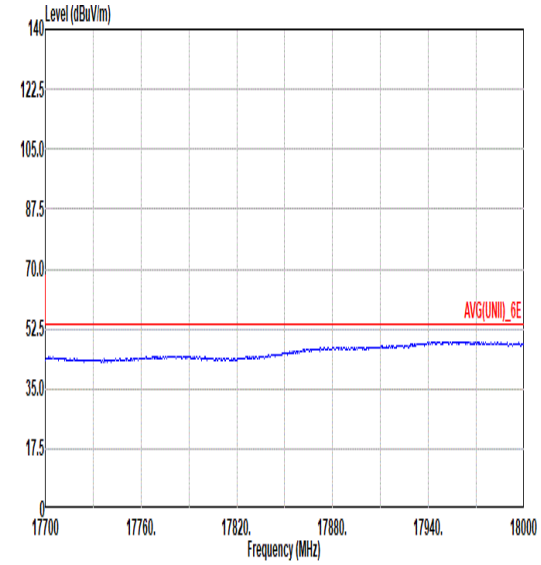 Site : 03CH12-HY Condition: AVG(UNII)_6E 3m 9120D-02114-240711 HORIZONTAL	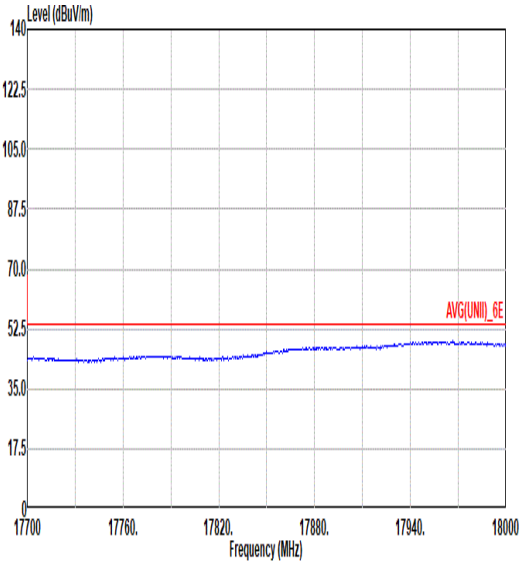 Site : 03CH12-HY Condition: AVG(UNII)_6E 3m 9120D-02114-240711 VERTICAL
31G ~40G Avg	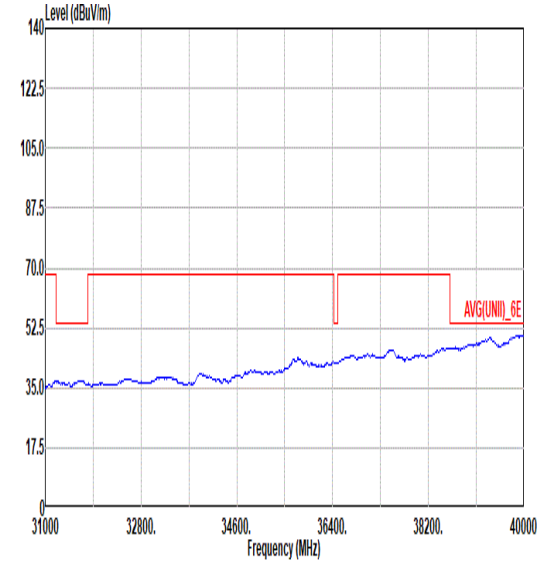 Site : 03CH12-HY Condition: AVG(UNII)_6E 1m SHF_00993_231124 HORIZONTAL	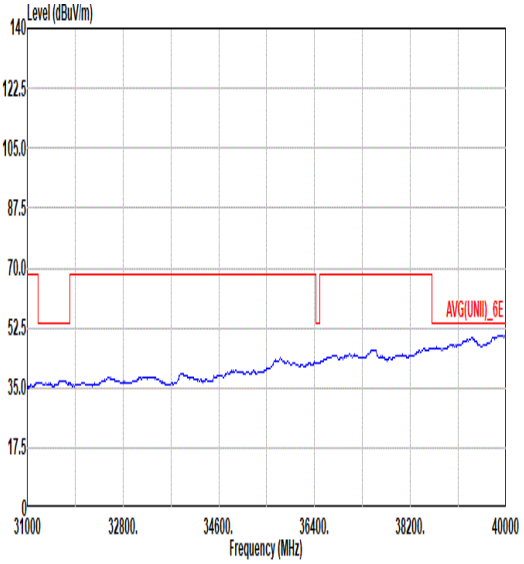 Site : 03CH12-HY Condition: AVG(UNII)_6E 1m SHF_00993_231124 VERTICAL

Mode	10	
	Band Edge	
	U-NII-7_6.525-6.875_802.11ax HE80_CH151_6705MHz	
ANT	4+3	
Pol.	Horizontal	Fundamental
Peak	Blank	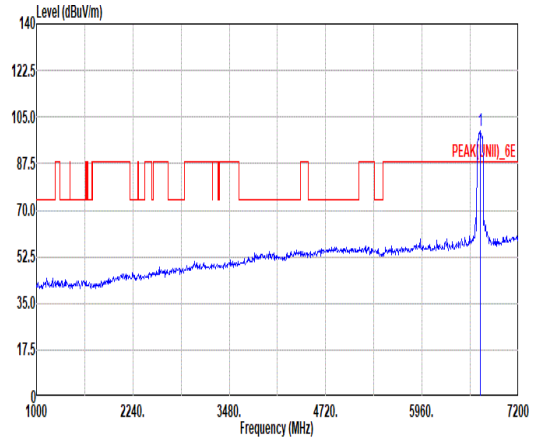 Site : 03CH12-HY Condition: PEAK(UNII)_6E 3m 9120D-02114-240711 HORIZONTAL : RBW:1000.000kHz VBW:3000.000kHz SWT:Auto Freq Level Limit Line Margin Read Level Ant Factor Cable Loss Preamp Factor Aux Factor APos TPos Remark MHz dBuV/m dBuV/m dB dBuV dB/m dB dB dB cm deg 1 6705.00 99.71 ------ ------ 84.79 36.18 12.60 33.86 0.00 100 69 PEAK
Avg	Blank	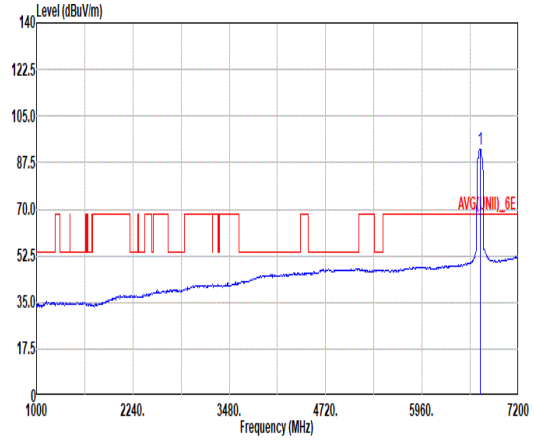 Site : 03CH12-HY Condition: AVG(UNII)_6E 3m 9120D-02114-240711 HORIZONTAL : RBW:1000.000kHz VBW:3.000kHz SWT:Auto Freq Level Limit Line Margin Read Level Ant Factor Cable Loss Preamp Factor Aux Factor APos TPos Remark MHz dBuV/m dBuV/m dB dBuV dB/m dB dB dB cm deg 1 6705.00 92.41 ------ ------ 77.51 36.20 12.56 33.86 0.00 100 69 AVERAGE

Mode	10	
	Band Edge	
	U-NII-7_6.525-6.875_802.11ax HE80_CH151_6705MHz	
ANT	4+3	
Pol.	Vertical	Fundamental
Peak	Blank	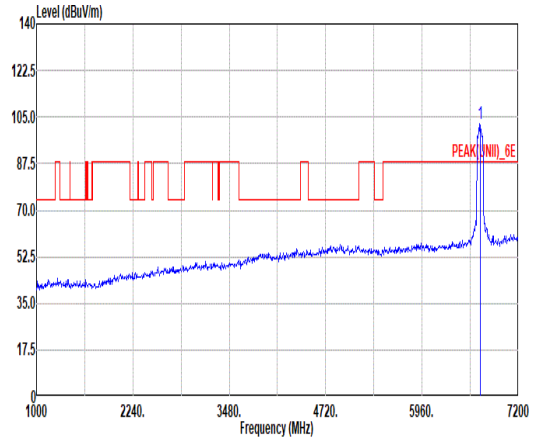 Site : 03CH12-HY Condition: PEAK(UNII)_6E 3m 9120D-02114-240711 VERTICAL : RBW:1000.000kHz VBW:3000.000kHz SWT:Auto Freq Level Limit Line Margin Read Level Ant Factor Cable Loss Preamp Factor Aux Factor APos TPos Remark MHz dBuV/m dBuV/m dB dBuV dB/m dB dB dB cm deg 1 6705.00 102.35 ------ ------ 87.45 36.20 12.56 33.86 0.00 100 33 PEAK
Avg	Blank	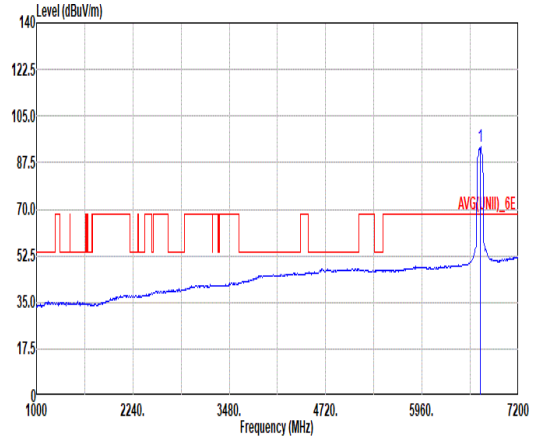 Site : 03CH12-HY Condition: AVG(UNII)_6E 3m 9120D-02114-240711 VERTICAL : RBW:1000.000kHz VBW:3.000kHz SWT:Auto Freq Level Limit Line Margin Read Level Ant Factor Cable Loss Preamp Factor Aux Factor APos TPos Remark MHz dBuV/m dBuV/m dB dBuV dB/m dB dB dB cm deg 1 6705.00 93.36 ------ ------ 78.44 36.17 12.61 33.86 0.00 100 33 AVERAGE

Mode	10	
	Harmonic	
	U-NII-7_6.525-6.875_802.11ax HE80_CH151_6705MHz	
ANT	4+3	
Pol.	Horizontal	Vertical
Peak Avg	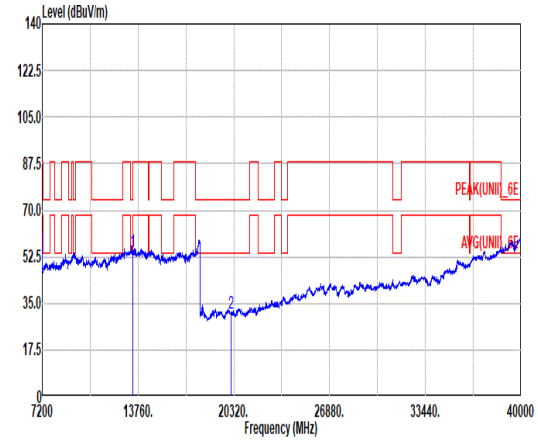 Site : 03CH12-HY Condition: PEAK(UNII)_6E 3m 9120D-02114-240711 HORIZONTAL Freq Level Limit Line Margin Read Level Ant Factor Cable Loss Preamp Factor Aux Factor APos TPos Remark MHz dBuV/m dBuV/m dB dBuV dB/m dB dB dB cm deg 1 13410.00 54.66 88.20 -33.54 59.40 40.16 20.53 66.38 0.95 -- -- PEAK 2 20115.00 31.26 74.00 -42.74 33.87 37.50 22.46 53.03 -9.54 -- -- Peak	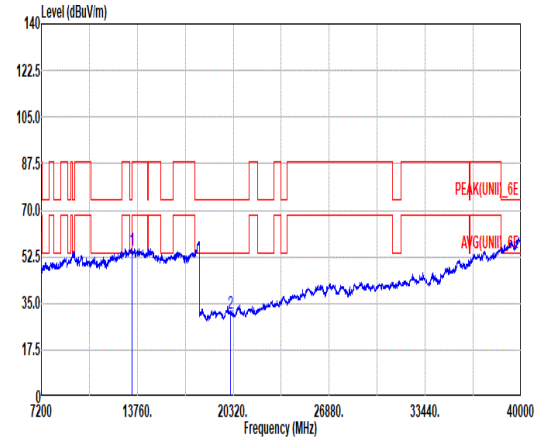 Site : 03CH12-HY Condition: PEAK(UNII)_6E 3m 9120D-02114-240711 VERTICAL Freq Level Limit Line Margin Read Level Ant Factor Cable Loss Preamp Factor Aux Factor APos TPos Remark MHz dBuV/m dBuV/m dB dBuV dB/m dB dB dB cm deg 1 13410.00 54.91 88.20 -33.29 59.65 40.16 20.53 66.38 0.95 -- -- PEAK 2 20115.00 31.32 74.00 -42.68 33.93 37.50 22.46 53.03 -9.54 -- -- Peak

Mode	10	
	Harmonic	
	U-NII-7_6.525-6.875_802.11ax HE80_CH151_6705MHz	
ANT	4+3	
Pol.	Horizontal	Vertical
14.47G ~14.5G Avg	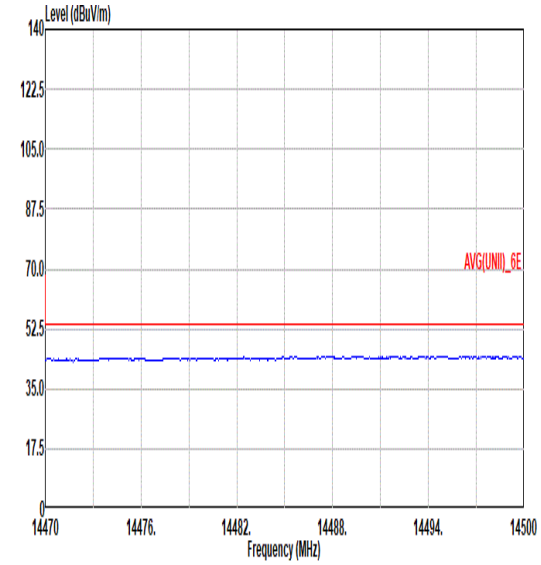 Site : 03CH12-HY Condition: AVG(UNII)_6E 3m 9120D-02114-240711 HORIZONTAL	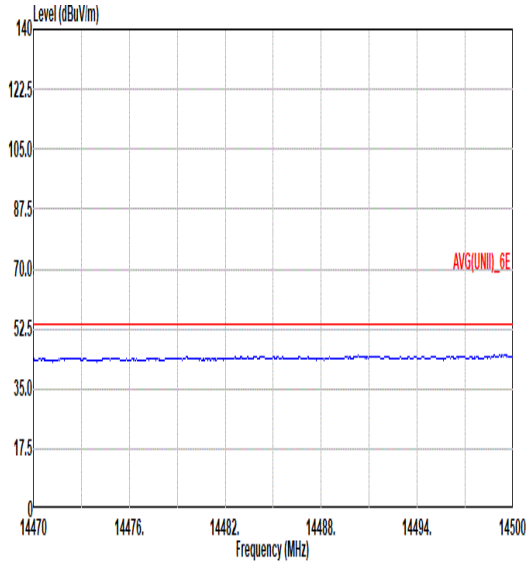 Site : 03CH12-HY Condition: AVG(UNII)_6E 3m 9120D-02114-240711 VERTICAL

17.7G ~18G Avg	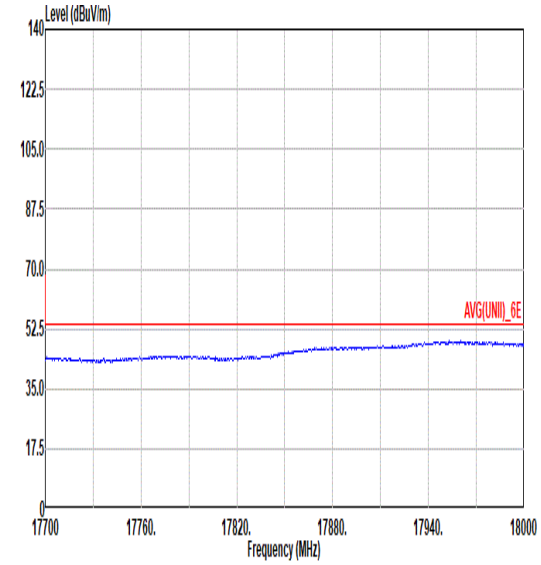 Site : 03CH12-HY Condition: AVG(UNII)_6E 3m 9120D-02114-240711 HORIZONTAL	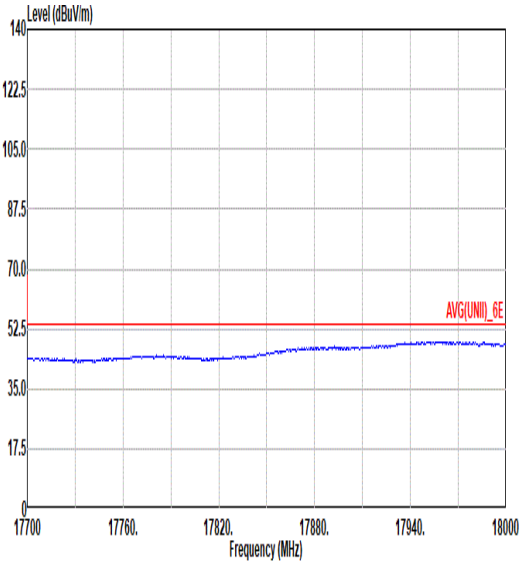 Site : 03CH12-HY Condition: AVG(UNII)_6E 3m 9120D-02114-240711 VERTICAL
31G ~40G Avg	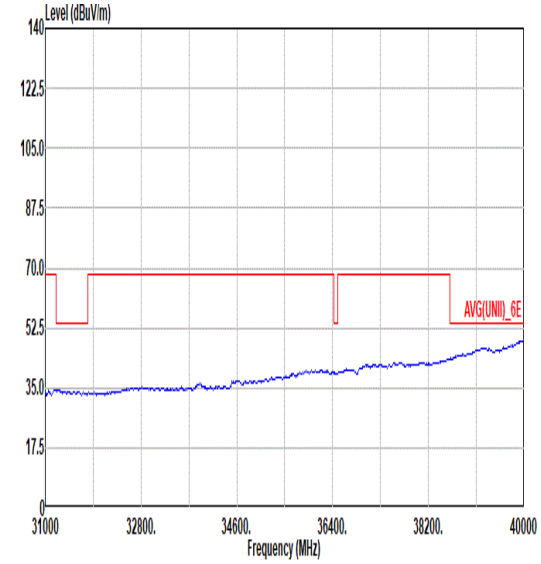 Site : 03CH12-HY Condition: AVG(UNII)_6E 1m SHF_00993_231124 HORIZONTAL	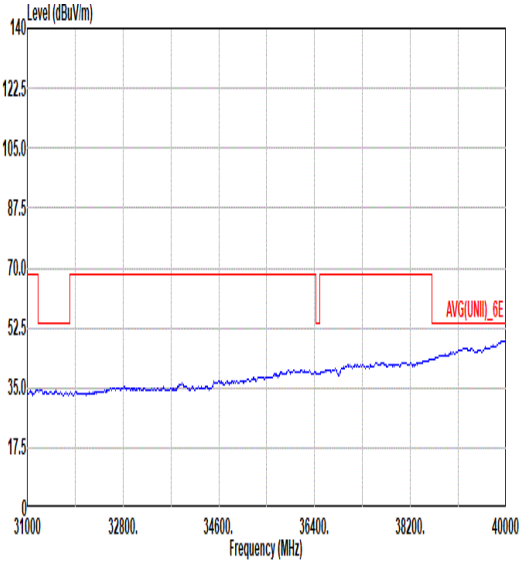 Site : 03CH12-HY Condition: AVG(UNII)_6E 1m SHF_00993_231124 VERTICAL

Mode	11	
	Band Edge	
	U-NII-7_6.525-6.875_802.11ax HE80_CH167_6785MHz	
ANT	4+3	
Pol.	Horizontal	Fundamental
Peak	Blank	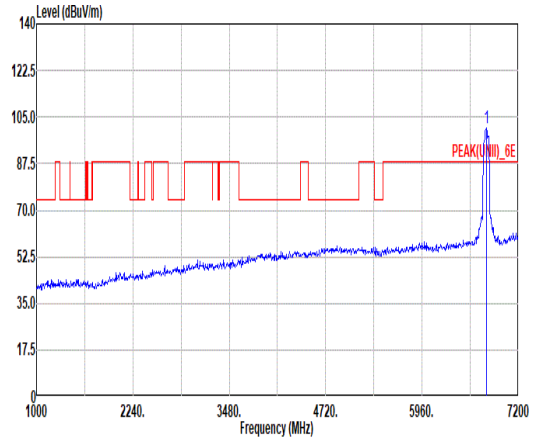 Site : 03CH12-HY Condition: PEAK(UNII)_6E 3m 9120D-02114-240711 HORIZONTAL : RBW:1000.000kHz VBW:3000.000kHz SWT:Auto Freq Level Limit Line Margin Read Level Ant Factor Cable Loss Preamp Factor Aux Factor APos TPos Remark MHz dBuV/m dBuV/m dB dBuV dB/m dB dB dB cm deg 1 6785.00 100.70 ------ ------ 85.64 36.10 12.82 33.86 0.00 100 62 PEAK
Avg	Blank	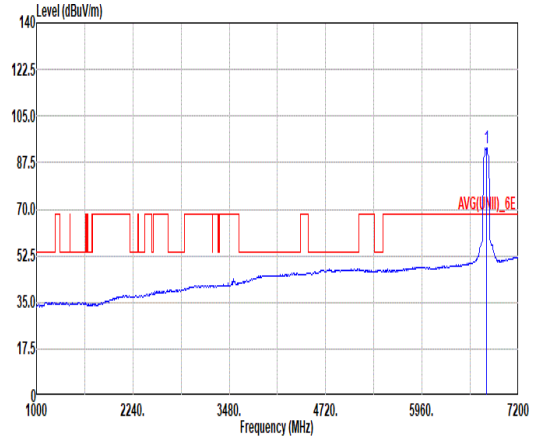 Site : 03CH12-HY Condition: AVG(UNII)_6E 3m 9120D-02114-240711 HORIZONTAL : RBW:1000.000kHz VBW:3.000kHz SWT:Auto Freq Level Limit Line Margin Read Level Ant Factor Cable Loss Preamp Factor Aux Factor APos TPos Remark MHz dBuV/m dBuV/m dB dBuV dB/m dB dB dB cm deg 1 6785.00 93.19 ------ ------ 78.12 36.10 12.83 33.86 0.00 100 62 AVERAGE

Mode	11	
	Band Edge	
	U-NII-7_6.525-6.875_802.11ax HE80_CH167_6785MHz	
ANT	4+3	
Pol.	Vertical	Fundamental
Peak	Blank	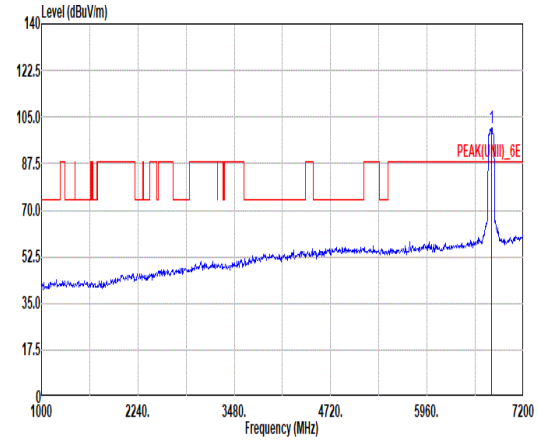 Site : 03CH12-HY Condition: PEAK(UNII)_6E 3m 9120D-02114-240711 VERTICAL : RBW:1000.000kHz VBW:3000.000kHz SWT:Auto Freq Level Limit Line Margin Read Level Ant Factor Cable Loss Preamp Factor Aux Factor APos TPos Remark MHz dBuV/m dBuV/m dB dBuV dB/m dB dB dB cm deg 1 6785.00 101.13 ------ ------ 86.06 36.10 12.83 33.86 0.00 100 29 PEAK
Avg	Blank	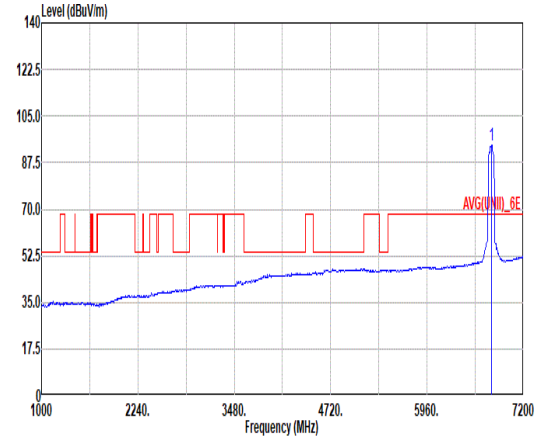 Site : 03CH12-HY Condition: AVG(UNII)_6E 3m 9120D-02114-240711 VERTICAL : RBW:1000.000kHz VBW:3.000kHz SWT:Auto Freq Level Limit Line Margin Read Level Ant Factor Cable Loss Preamp Factor Aux Factor APos TPos Remark MHz dBuV/m dBuV/m dB dBuV dB/m dB dB dB cm deg 1 6785.00 93.93 ------ ------ 78.87 36.10 12.82 33.86 0.00 100 29 AVERAGE

Mode	11	
	Harmonic	
	U-NII-7_6.525-6.875_802.11ax HE80_CH167_6785MHz	
ANT	4+3	
Pol.	Horizontal	Vertical
Peak Avg	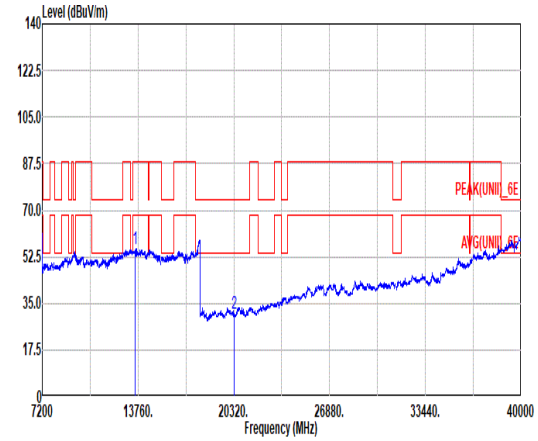 Site : 03CH12-HY Condition: PEAK(UNII)_6E 3m 9120D-02114-240711 HORIZONTAL Freq Level Limit Line Margin Read Level Ant Factor Cable Loss Preamp Factor Aux Factor APos TPos Remark MHz dBuV/m dBuV/m dB dBuV dB/m dB dB dB cm deg 1 13570.00 55.26 88.20 -32.94 59.46 40.62 20.52 66.33 0.99 -- -- PEAK 2 20355.00 30.97 74.00 -43.03 33.02 37.72 22.66 52.89 -9.54 -- -- Peak	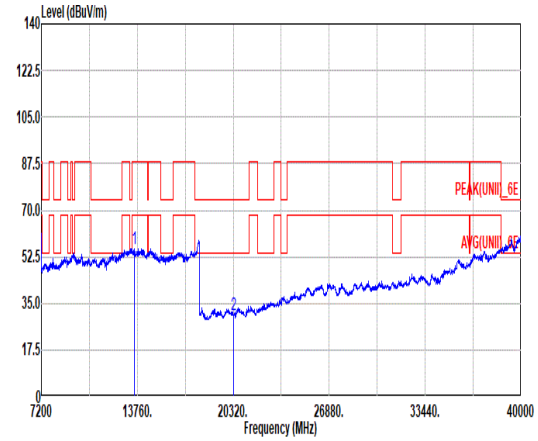 Site : 03CH12-HY Condition: PEAK(UNII)_6E 3m 9120D-02114-240711 VERTICAL Freq Level Limit Line Margin Read Level Ant Factor Cable Loss Preamp Factor Aux Factor APos TPos Remark MHz dBuV/m dBuV/m dB dBuV dB/m dB dB dB cm deg 1 13570.00 55.30 88.20 -32.90 59.50 40.62 20.52 66.33 0.99 -- -- PEAK 2 20355.00 30.43 74.00 -43.57 32.48 37.72 22.66 52.89 -9.54 -- -- Peak

Mode	11	
	Harmonic	
	U-NII-7_6.525-6.875_802.11ax HE80_CH167_6785MHz	
ANT	4+3	
Pol.	Horizontal	Vertical
14.47G ~14.5G Avg	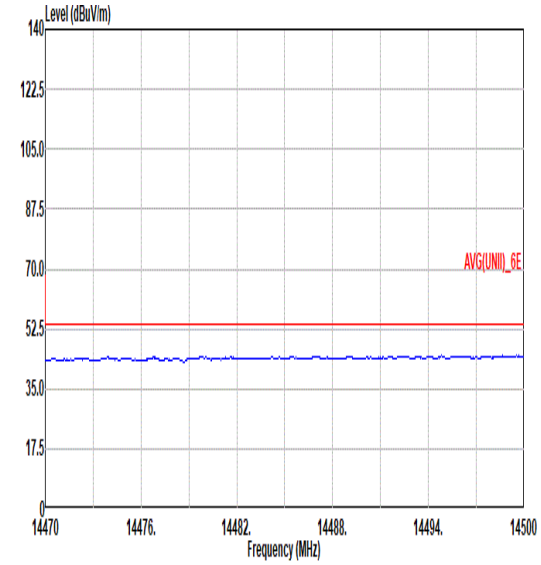 Site : 03CH12-HY Condition: AVG(UNII)_6E 3m 9120D-02114-240711 HORIZONTAL	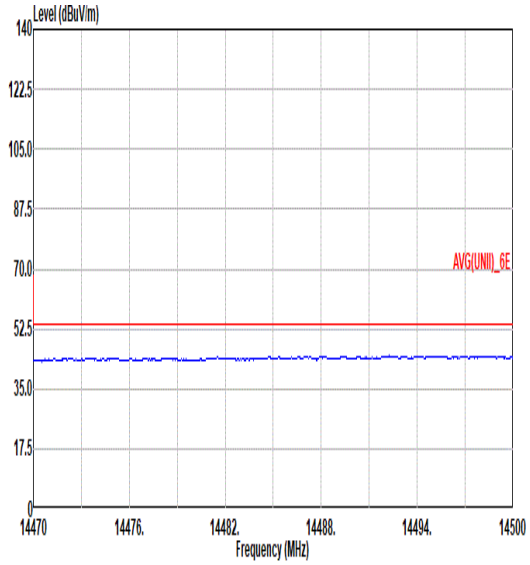 Site : 03CH12-HY Condition: AVG(UNII)_6E 3m 9120D-02114-240711 VERTICAL

17.7G ~18G Avg	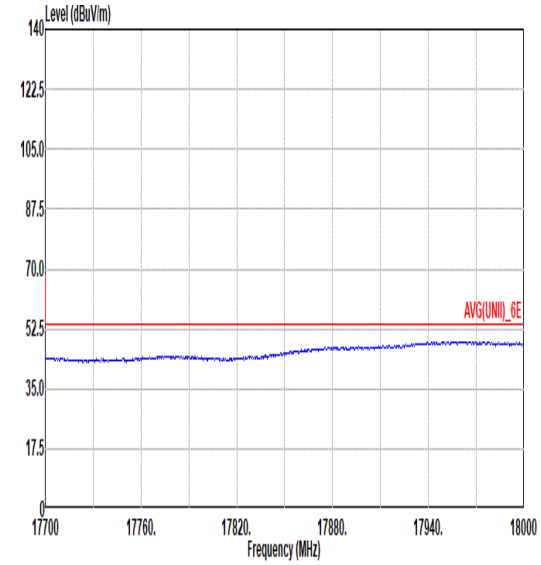 Site : 03CH12-HY Condition: AVG(UNII)_6E 3m 9120D-02114-240711 HORIZONTAL	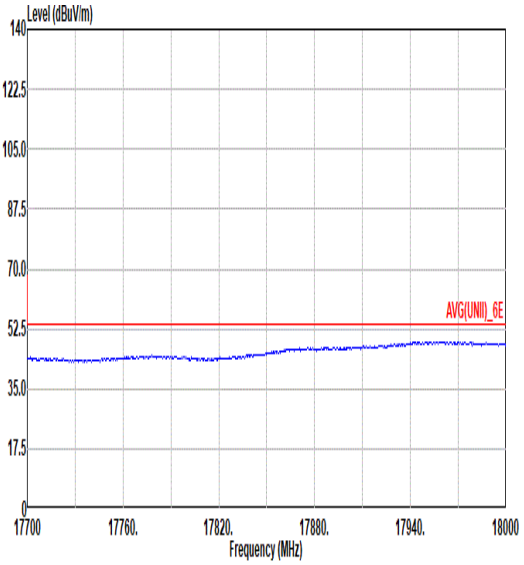 Site : 03CH12-HY Condition: AVG(UNII)_6E 3m 9120D-02114-240711 VERTICAL
31G ~40G Avg	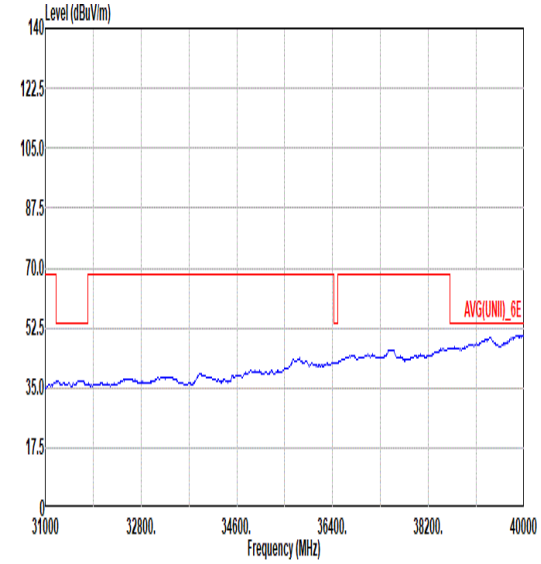 Site : 03CH12-HY Condition: AVG(UNII)_6E 1m SHF_00993_231124 HORIZONTAL	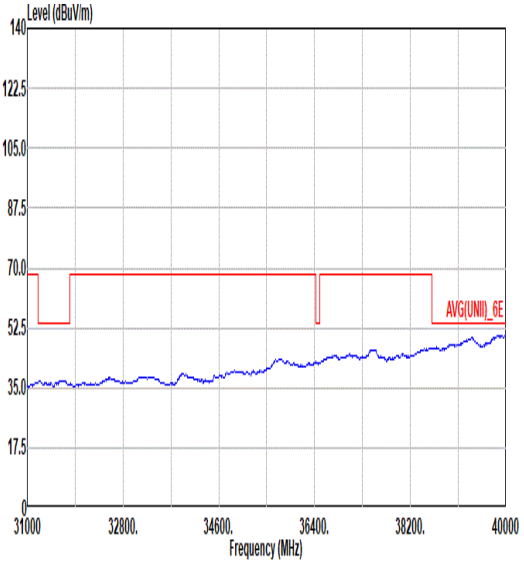 Site : 03CH12-HY Condition: AVG(UNII)_6E 1m SHF_00993_231124 VERTICAL

Mode	12	
	Band Edge	
	U-NII-8_6.875-7.125_802.11a_CH229_7095MHz	
ANT	4+3	
Pol.	Horizontal	Fundamental
Peak	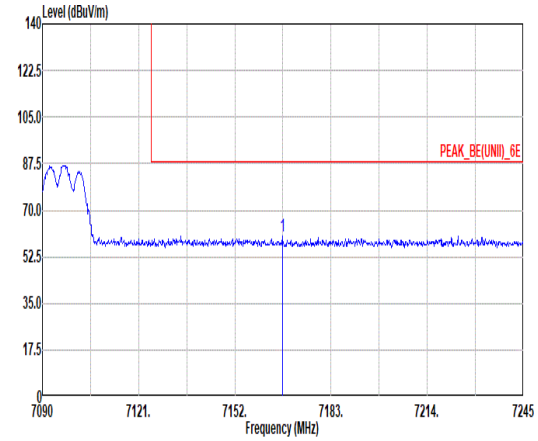 Site : 03CH12-HY Condition: PEAK_BE(UNII)_6E 3m 9120D-02114-240711 HORIZONTAL : RBW:1000.000kHz VBW:3000.000kHz SWT:Auto Freq Level Limit Line Margin Read Level Ant Factor Cable Loss Preamp Factor Aux Factor APos TPos Remark MHz dBuV/m dBuV/m dB dBuV dB/m dB dB dB cm deg 1 7167.35 60.19 88.20 -28.01 44.20 36.87 13.03 33.91 0.00 200 183 PEAK	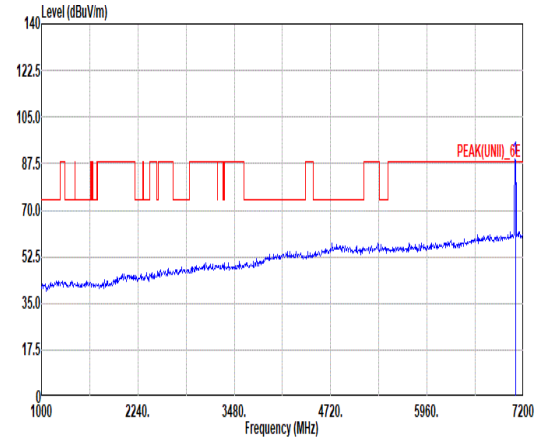 Site : 03CH12-HY Condition: PEAK(UNII)_6E 3m 9120D-02114-240711 HORIZONTAL : RBW:1000.000kHz VBW:3000.000kHz SWT:Auto Freq Level Limit Line Margin Read Level Ant Factor Cable Loss Preamp Factor Aux Factor APos TPos Remark MHz dBuV/m dBuV/m dB dBuV dB/m dB dB dB cm deg 1 7095.00 89.24 ------ ------ 73.55 36.57 13.01 33.89 0.00 200 183 PEAK
Avg	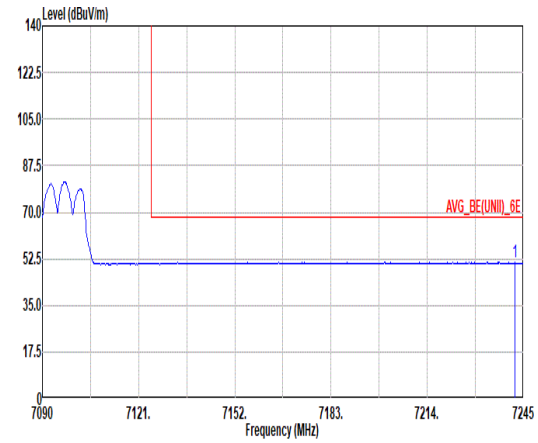 Site : 03CH12-HY Condition: AVG_BE(UNII)_6E 3m 9120D-02114-240711 HORIZONTAL : RBW:1000.000kHz VBW:1.000kHz SWT:Auto Freq Level Limit Line Margin Read Level Ant Factor Cable Loss Preamp Factor Aux Factor APos TPos Remark MHz dBuV/m dBuV/m dB dBuV dB/m dB dB dB cm deg 1 7242.21 51.18 68.20 -17.02 34.80 37.17 13.15 33.94 0.00 200 183 AVERAGE	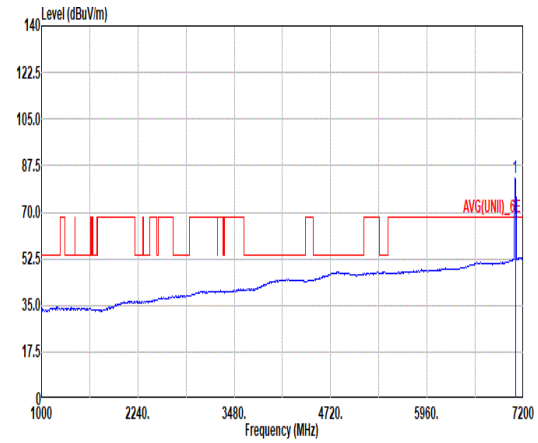 Site : 03CH12-HY Condition: AVG(UNII)_6E 3m 9120D-02114-240711 HORIZONTAL : RBW:1000.000kHz VBW:1.000kHz SWT:Auto Freq Level Limit Line Margin Read Level Ant Factor Cable Loss Preamp Factor Aux Factor APos TPos Remark MHz dBuV/m dBuV/m dB dBuV dB/m dB dB dB cm deg 1 7095.00 82.96 ------ ------ 67.27 36.57 13.01 33.89 0.00 200 183 AVERAGE

Mode	12	
	Band Edge	
	U-NII-8_6.875-7.125_802.11a_CH229_7095MHz	
ANT	4+3	
Pol.	Vertical	Fundamental
Peak	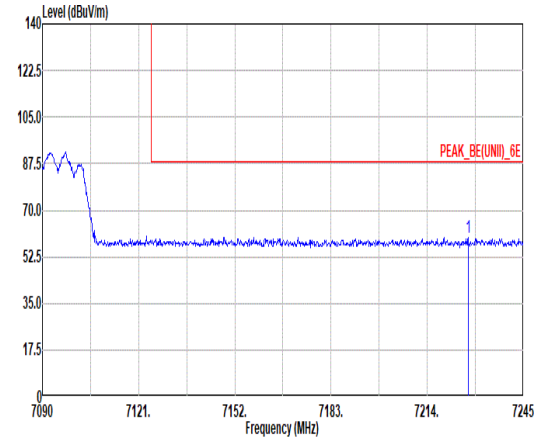 Site : 03CH12-HY Condition: PEAK_BE(UNII)_6E 3m 9120D-02114-240711 VERTICAL : RBW:1000.000kHz VBW:3000.000kHz SWT:Auto Freq Level Limit Line Margin Read Level Ant Factor Cable Loss Preamp Factor Aux Factor APos TPos Remark MHz dBuV/m dBuV/m dB dBuV dB/m dB dB dB cm deg 1 7227.18 59.79 88.20 -28.41 43.50 37.11 13.11 33.93 0.00 254 360 PEAK	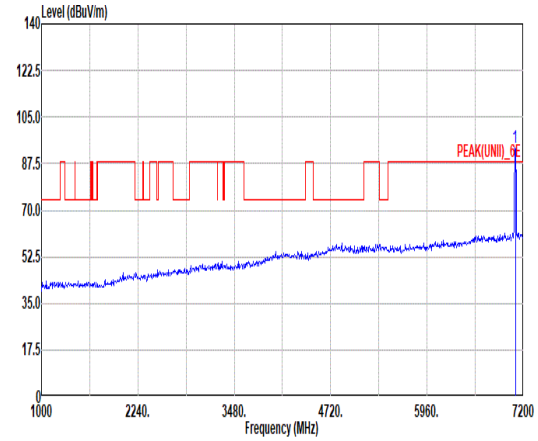 Site : 03CH12-HY Condition: PEAK(UNII)_6E 3m 9120D-02114-240711 VERTICAL : RBW:1000.000kHz VBW:3000.000kHz SWT:Auto Freq Level Limit Line Margin Read Level Ant Factor Cable Loss Preamp Factor Aux Factor APos TPos Remark MHz dBuV/m dBuV/m dB dBuV dB/m dB dB dB cm deg 1 7095.00 93.39 ------ ------ 77.70 36.57 13.01 33.89 0.00 254 360 PEAK
Avg	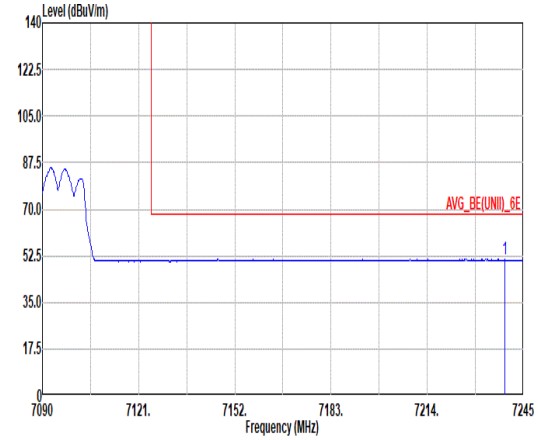 Site : 03CH12-HY Condition: AVG_BE(UNII)_6E 3m 9120D-02114-240711 VERTICAL : RBW:1000.000kHz VBW:1.000kHz SWT:Auto Freq Level Limit Line Margin Read Level Ant Factor Cable Loss Preamp Factor Aux Factor APos TPos Remark MHz dBuV/m dBuV/m dB dBuV dB/m dB dB dB cm deg 1 7238.96 51.16 68.20 -17.04 34.80 37.16 13.14 33.94 0.00 254 360 AVERAGE	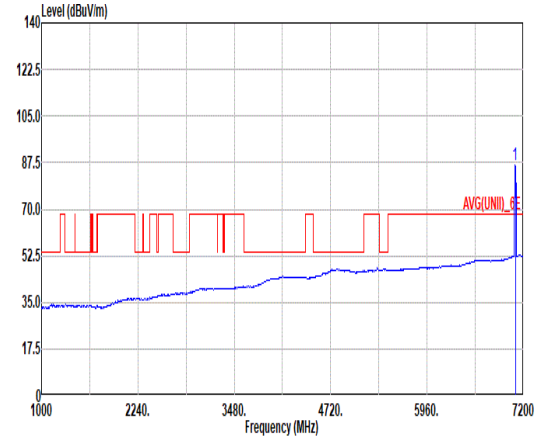 Site : 03CH12-HY Condition: AVG(UNII)_6E 3m 9120D-02114-240711 VERTICAL : RBW:1000.000kHz VBW:1.000kHz SWT:Auto Freq Level Limit Line Margin Read Level Ant Factor Cable Loss Preamp Factor Aux Factor APos TPos Remark MHz dBuV/m dBuV/m dB dBuV dB/m dB dB dB cm deg 1 7095.00 86.83 ------ ------ 71.14 36.57 13.01 33.89 0.00 254 360 AVERAGE

Mode	13	
	Band Edge	
	U-NII-8_6.875-7.125_802.11ax HE20_CH229_7095MHz	
ANT	4+3	
Pol.	Horizontal	Fundamental
Peak	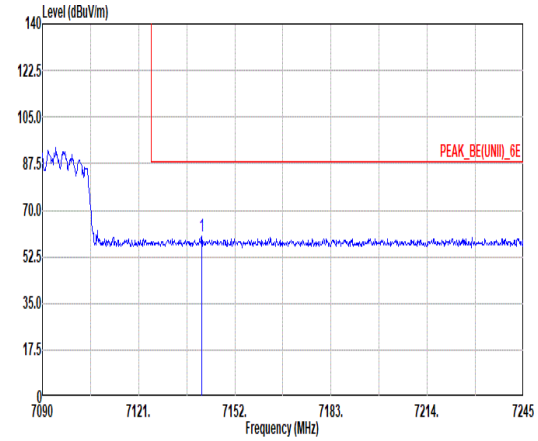 Site : 03CH12-HY Condition: PEAK_BE(UNII)_6E 3m 9120D-02114-240711 HORIZONTAL : RBW:1000.000kHz VBW:3000.000kHz SWT:Auto Freq Level Limit Line Margin Read Level Ant Factor Cable Loss Preamp Factor Aux Factor APos TPos Remark MHz dBuV/m dBuV/m dB dBuV dB/m dB dB dB cm deg 1 7141.31 60.37 88.20 -27.83 44.49 36.77 13.02 33.91 0.00 310 360 PEAK	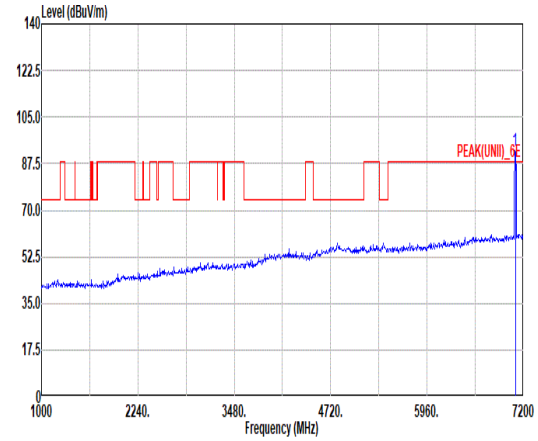 Site : 03CH12-HY Condition: PEAK(UNII)_6E 3m 9120D-02114-240711 HORIZONTAL : RBW:1000.000kHz VBW:3000.000kHz SWT:Auto Freq Level Limit Line Margin Read Level Ant Factor Cable Loss Preamp Factor Aux Factor APos TPos Remark MHz dBuV/m dBuV/m dB dBuV dB/m dB dB dB cm deg 1 7095.00 92.62 ------ ------ 76.93 36.57 13.01 33.89 0.00 310 360 PEAK
Avg	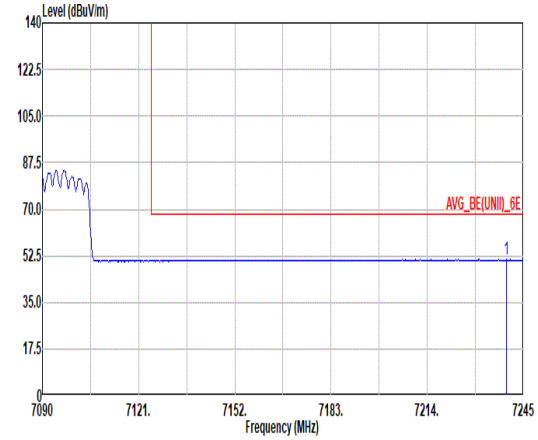 Site : 03CH12-HY Condition: AVG_BE(UNII)_6E 3m 9120D-02114-240711 HORIZONTAL : RBW:1000.000kHz VBW:1.000kHz SWT:Auto Freq Level Limit Line Margin Read Level Ant Factor Cable Loss Preamp Factor Aux Factor APos TPos Remark MHz dBuV/m dBuV/m dB dBuV dB/m dB dB dB cm deg 1 7239.58 51.16 68.20 -17.04 34.80 37.16 13.14 33.94 0.00 310 360 AVERAGE	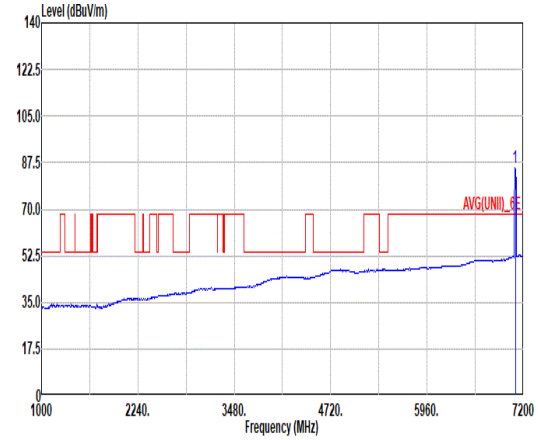 Site : 03CH12-HY Condition: AVG(UNII)_6E 3m 9120D-02114-240711 HORIZONTAL : RBW:1000.000kHz VBW:1.000kHz SWT:Auto Freq Level Limit Line Margin Read Level Ant Factor Cable Loss Preamp Factor Aux Factor APos TPos Remark MHz dBuV/m dBuV/m dB dBuV dB/m dB dB dB cm deg 1 7095.00 85.38 ------ ------ 69.69 36.57 13.01 33.89 0.00 310 360 AVERAGE

Mode	13	
	Band Edge	
	U-NII-8_6.875-7.125_802.11ax HE20_CH229_7095MHz	
ANT	4+3	
Pol.	Vertical	Fundamental
Peak	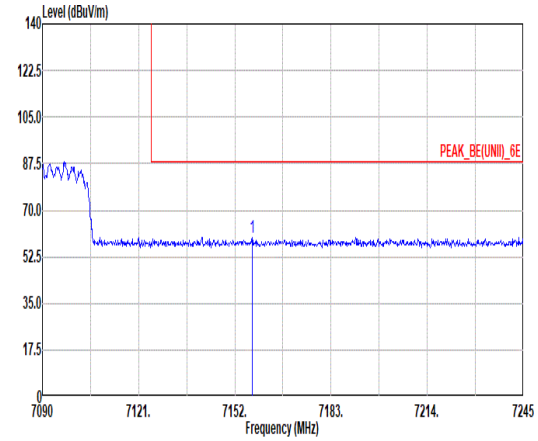 Site : 03CH12-HY Condition: PEAK_BE(UNII)_6E 3m 9120D-02114-240711 VERTICAL : RBW:1000.000kHz VBW:3000.000kHz SWT:Auto Limit Read Ant Cable Preamp Aux APos TPos Freq Level Line Margin Level Factor Loss Factor Factor Remark MHz dBuV/m dBuV/m dB dBuV dB/m dB dB dB cm deg 1 7157.58 59.92 88.20 -28.28 43.98 36.83 13.02 33.91 0.00 400 99 PEAK	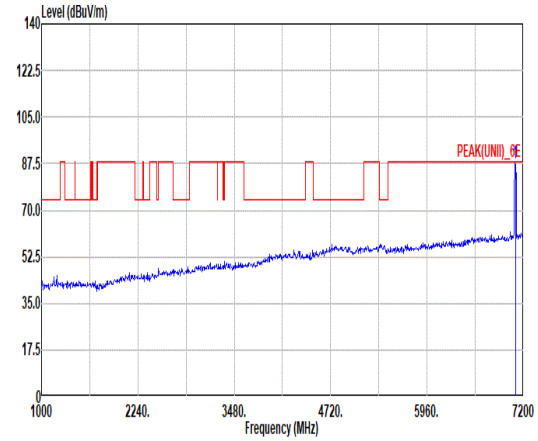 Site : 03CH12-HY Condition: PEAK(UNII)_6E 3m 9120D-02114-240711 VERTICAL : RBW:1000.000kHz VBW:3000.000kHz SWT:Auto Limit Read Ant Cable Preamp Aux APos TPos Freq Level Line Margin Level Factor Loss Factor Factor Remark MHz dBuV/m dBuV/m dB dBuV dB/m dB dB dB cm deg 1 7095.00 87.66 ------ ------ 71.97 36.57 13.01 33.89 0.00 400 99 PEAK
Avg	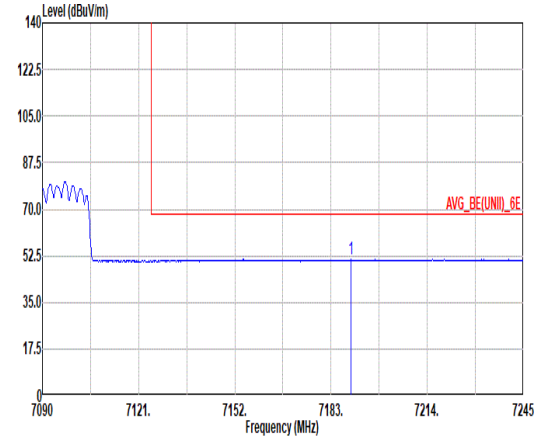 Site : 03CH12-HY Condition: AVG_BE(UNII)_6E 3m 9120D-02114-240711 VERTICAL : RBW:1000.000kHz VBW:1.000kHz SWT:Auto Limit Read Ant Cable Preamp Aux APos TPos Freq Level Line Margin Level Factor Loss Factor Factor Remark MHz dBuV/m dBuV/m dB dBuV dB/m dB dB dB cm deg 1 7189.36 51.26 68.20 -16.94 35.19 36.96 13.03 33.92 0.00 400 99 AVERAGE	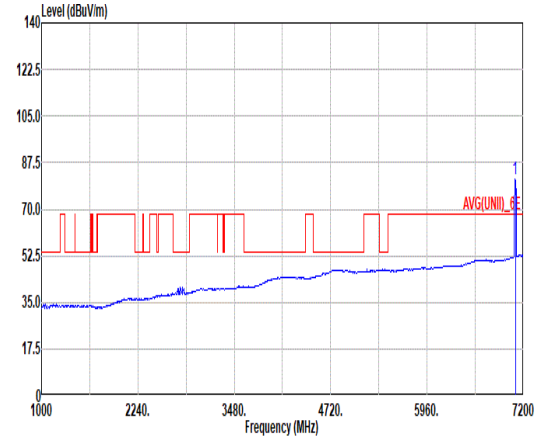 Site : 03CH12-HY Condition: AVG(UNII)_6E 3m 9120D-02114-240711 VERTICAL : RBW:1000.000kHz VBW:1.000kHz SWT:Auto Limit Read Ant Cable Preamp Aux APos TPos Freq Level Line Margin Level Factor Loss Factor Factor Remark MHz dBuV/m dBuV/m dB dBuV dB/m dB dB dB cm deg 1 7095.00 81.25 ------ ------ 65.56 36.57 13.01 33.89 0.00 400 99 AVERAGE

Mode	14	
	Band Edge	
	U-NII-8_6.875-7.125_802.11ax HE40_CH227_7085MHz	
ANT	4+3	
Pol.	Horizontal	Fundamental
Peak	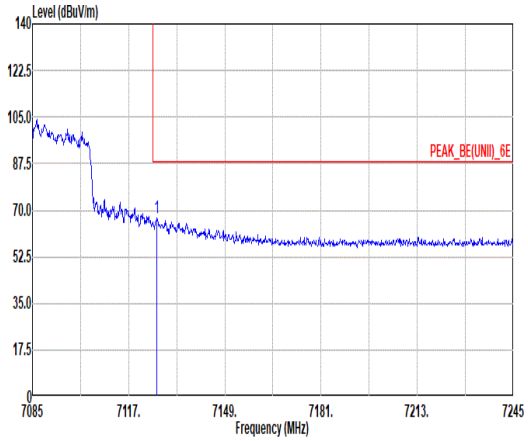 Site : 03CH12-HY Condition: PEAK_BE(UNII)_6E 3m 9120D-02114-240711 HORIZONTAL : RBW:1000.000kHz VBW:3000.000kHz SWT:Auto Freq Level Limit Line Margin Read Level Ant Factor Cable Loss Preamp Factor Aux Factor APos TPos Remark MHz dBuV/m dBuV/m dB dBuV dB/m dB dB dB cm deg 1 7126.44 67.32 88.20 -20.88 51.49 36.71 13.02 33.90 0.00 196 73 PEAK	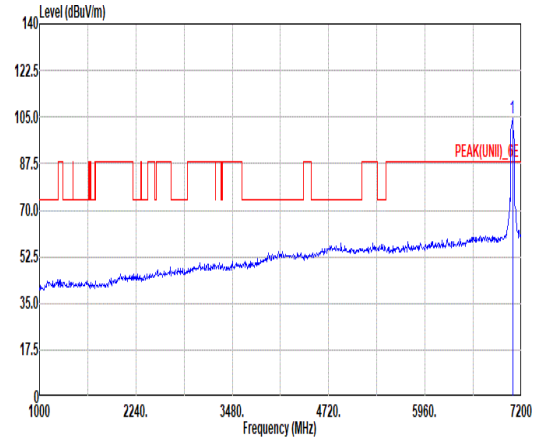 Site : 03CH12-HY Condition: PEAK(UNII)_6E 3m 9120D-02114-240711 HORIZONTAL : RBW:1000.000kHz VBW:3000.000kHz SWT:Auto Freq Level Limit Line Margin Read Level Ant Factor Cable Loss Preamp Factor Aux Factor APos TPos Remark MHz dBuV/m dBuV/m dB dBuV dB/m dB dB dB cm deg 1 7085.00 104.46 ------ ------ 88.81 36.53 13.01 33.89 0.00 196 73 PEAK
Avg	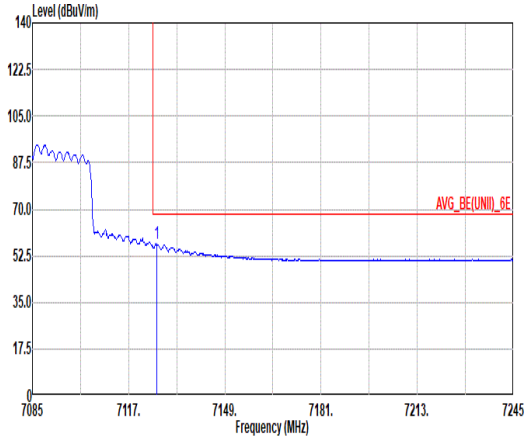 Site : 03CH12-HY Condition: AVG_BE(UNII)_6E 3m 9120D-02114-240711 HORIZONTAL : RBW:1000.000kHz VBW:1.000kHz SWT:Auto Freq Level Limit Line Margin Read Level Ant Factor Cable Loss Preamp Factor Aux Factor APos TPos Remark MHz dBuV/m dBuV/m dB dBuV dB/m dB dB dB cm deg 1 7126.28 56.89 68.20 -11.31 41.06 36.71 13.02 33.90 0.00 196 73 AVERAGE	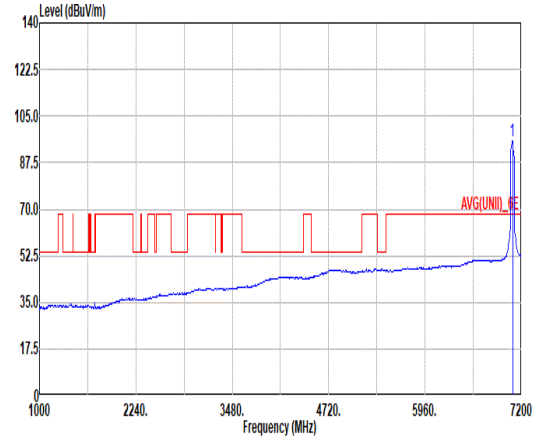 Site : 03CH12-HY Condition: AVG(UNII)_6E 3m 9120D-02114-240711 HORIZONTAL : RBW:1000.000kHz VBW:1.000kHz SWT:Auto Freq Level Limit Line Margin Read Level Ant Factor Cable Loss Preamp Factor Aux Factor APos TPos Remark MHz dBuV/m dBuV/m dB dBuV dB/m dB dB dB cm deg 1 7085.00 95.65 ------ ------ 80.04 36.49 13.01 33.89 0.00 196 73 AVERAGE

Mode	14	
	Band Edge	
	U-NII-8_6.875-7.125_802.11ax HE40_CH227_7085MHz	
ANT	4+3	
Pol.	Vertical	Fundamental
Peak	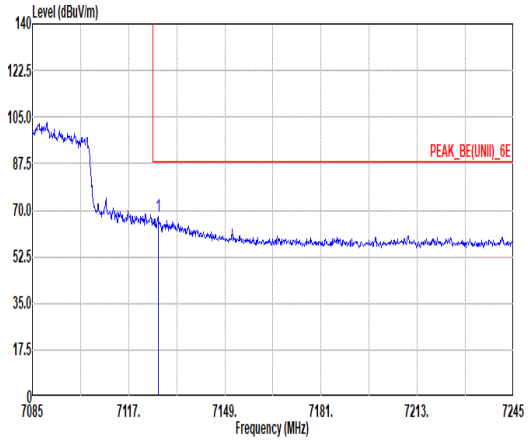 Site : 03CH12-HY Condition: PEAK_BE(UNII)_6E 3m 9120D-02114-240711 VERTICAL : RBW:1000.000kHz VBW:3000.000kHz SWT:Auto Freq Level Limit Line Margin Read Level Ant Factor Cable Loss Preamp Factor Aux Factor APos TPos Remark MHz dBuV/m dBuV/m dB dBuV dB/m dB dB dB cm deg 1 7126.76 67.43 88.20 -20.77 51.60 36.71 13.02 33.90 0.00 200 342 PEAK	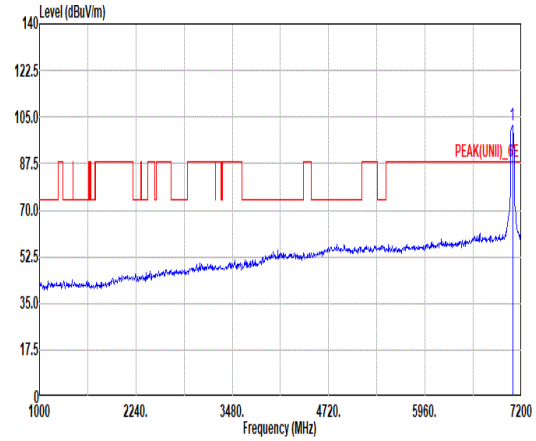 Site : 03CH12-HY Condition: PEAK(UNII)_6E 3m 9120D-02114-240711 VERTICAL : RBW:1000.000kHz VBW:3000.000kHz SWT:Auto Freq Level Limit Line Margin Read Level Ant Factor Cable Loss Preamp Factor Aux Factor APos TPos Remark MHz dBuV/m dBuV/m dB dBuV dB/m dB dB dB cm deg 1 7085.00 101.72 ------ ------ 86.07 36.53 13.01 33.89 0.00 200 342 PEAK
Avg	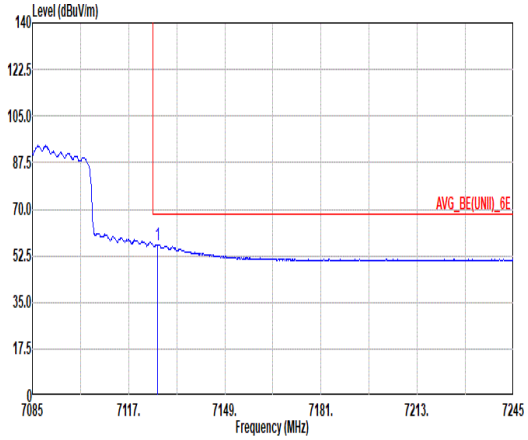 Site : 03CH12-HY Condition: AVG_BE(UNII)_6E 3m 9120D-02114-240711 VERTICAL : RBW:1000.000kHz VBW:1.000kHz SWT:Auto Freq Level Limit Line Margin Read Level Ant Factor Cable Loss Preamp Factor Aux Factor APos TPos Remark MHz dBuV/m dBuV/m dB dBuV dB/m dB dB dB cm deg 1 7126.60 56.74 68.20 -11.46 40.91 36.71 13.02 33.90 0.00 200 342 AVERAGE	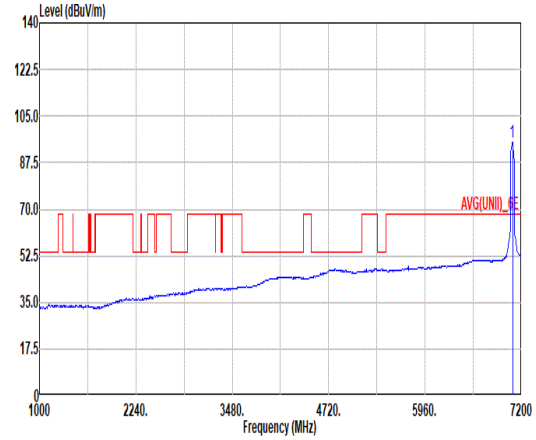 Site : 03CH12-HY Condition: AVG(UNII)_6E 3m 9120D-02114-240711 VERTICAL : RBW:1000.000kHz VBW:1.000kHz SWT:Auto Freq Level Limit Line Margin Read Level Ant Factor Cable Loss Preamp Factor Aux Factor APos TPos Remark MHz dBuV/m dBuV/m dB dBuV dB/m dB dB dB cm deg 1 7085.00 95.32 ------ ------ 79.71 36.49 13.01 33.89 0.00 200 342 AVERAGE

Mode	15	
	Band Edge	
	U-NII-8_6.875-7.125_802.11ax HE80_CH183_6865MHz	
ANT	4+3	
Pol.	Horizontal	Fundamental
Peak	Blank	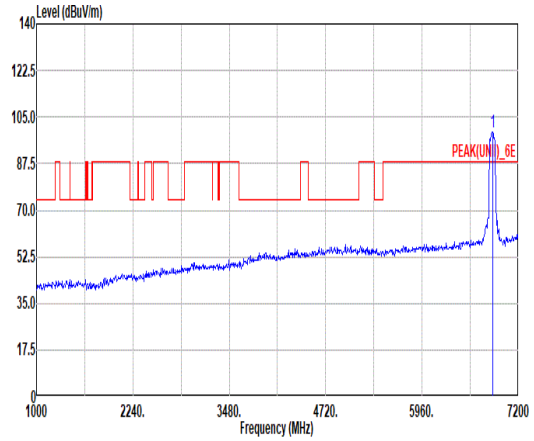 Site : 03CH12-HY Condition: PEAK(UNII)_6E 3m 9120D-02114-240711 HORIZONTAL : RBW:1000.000kHz VBW:3000.000kHz SWT:Auto Freq Level Limit Line Margin Read Level Ant Factor Cable Loss Preamp Factor Aux Factor APos TPos Remark MHz dBuV/m dBuV/m dB dBuV dB/m dB dB dB cm deg 1 6865.00 99.39 ------ ------ 84.26 36.10 12.89 33.86 0.00 107 65 PEAK
Avg	Blank	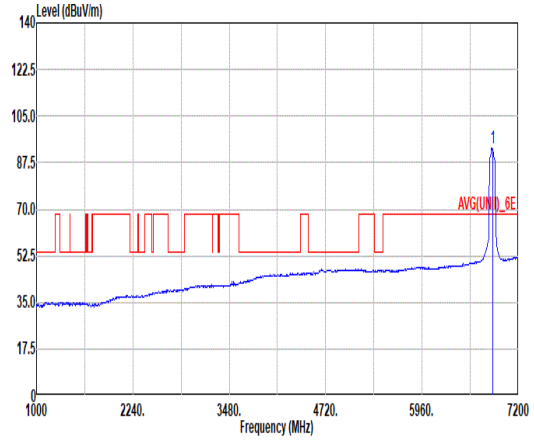 Site : 03CH12-HY Condition: AVG(UNII)_6E 3m 9120D-02114-240711 HORIZONTAL : RBW:1000.000kHz VBW:3.000kHz SWT:Auto Freq Level Limit Line Margin Read Level Ant Factor Cable Loss Preamp Factor Aux Factor APos TPos Remark MHz dBuV/m dBuV/m dB dBuV dB/m dB dB dB cm deg 1 6865.00 93.07 ------ ------ 77.94 36.10 12.89 33.86 0.00 107 65 AVERAGE

Mode	15	
	Band Edge	
	U-NII-8_6.875-7.125_802.11ax HE80_CH183_6865MHz	
ANT	4+3	
Pol.	Vertical	Fundamental
Peak	Blank	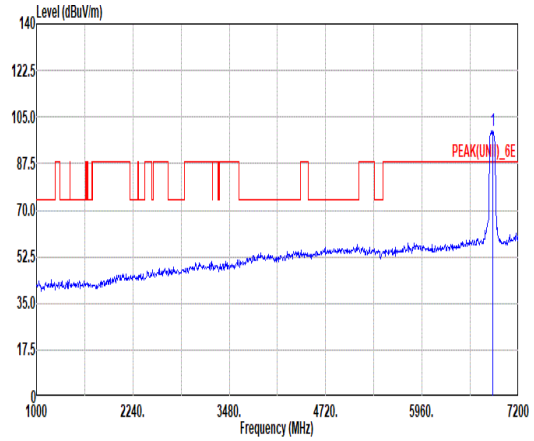 Site : 03CH12-HY Condition: PEAK(UNII)_6E 3m 9120D-02114-240711 VERTICAL : RBW:1000.000kHz VBW:3000.000kHz SWT:Auto Freq Level Limit Line Margin Read Level Ant Factor Cable Loss Preamp Factor Aux Factor APos TPos Remark MHz dBuV/m dBuV/m dB dBuV dB/m dB dB dB cm deg 1 6865.00 99.98 ------ ------ 84.86 36.10 12.88 33.86 0.00 100 27 PEAK
Avg	Blank	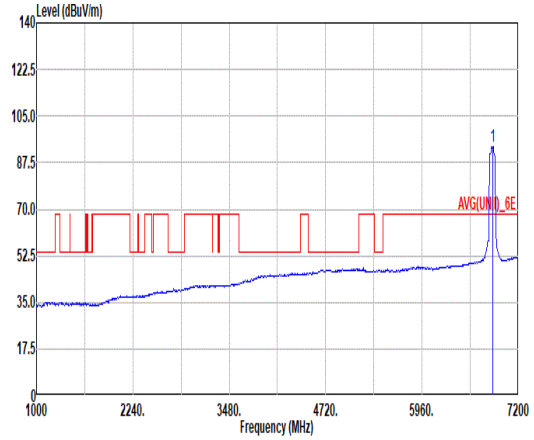 Site : 03CH12-HY Condition: AVG(UNII)_6E 3m 9120D-02114-240711 VERTICAL : RBW:1000.000kHz VBW:3.000kHz SWT:Auto Freq Level Limit Line Margin Read Level Ant Factor Cable Loss Preamp Factor Aux Factor APos TPos Remark MHz dBuV/m dBuV/m dB dBuV dB/m dB dB dB cm deg 1 6865.00 93.65 ------ ------ 78.51 36.10 12.90 33.86 0.00 100 27 AVERAGE

Mode	15	
	Harmonic	
	U-NII-8_6.875-7.125_802.11ax HE80_CH183_6865MHz	
ANT	4+3	
Pol.	Horizontal	Vertical
Peak Avg	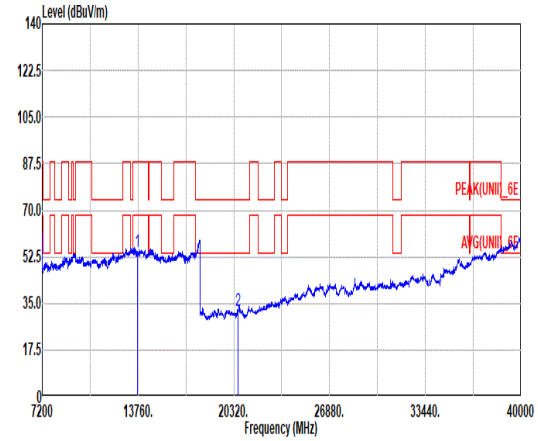 Site : 03CH12-HY Condition: PEAK(UNII)_6E 3m 9120D-02114-240711 HORIZONTAL Freq Level Limit Line Margin Read Level Ant Factor Cable Loss Preamp Factor Aux Factor APos TPos Remark MHz dBuV/m dBuV/m dB dBuV dB/m dB dB dB cm deg 1 13730.00 54.28 88.20 -33.92 58.82 40.40 20.57 66.55 1.04 -- -- PEAK 2 20595.00 32.22 74.00 -41.78 33.95 37.88 22.71 52.78 -9.54 -- -- Peak	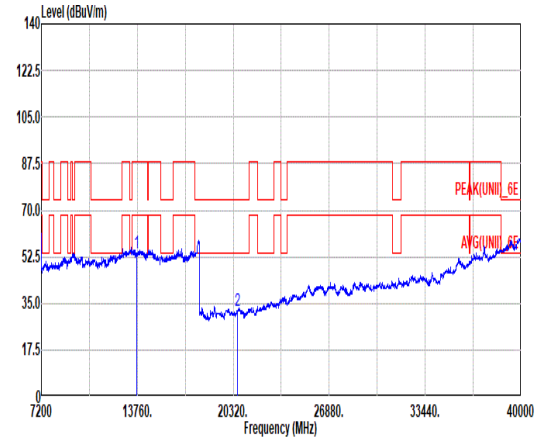 Site : 03CH12-HY Condition: PEAK(UNII)_6E 3m 9120D-02114-240711 VERTICAL Freq Level Limit Line Margin Read Level Ant Factor Cable Loss Preamp Factor Aux Factor APos TPos Remark MHz dBuV/m dBuV/m dB dBuV dB/m dB dB dB cm deg 1 13730.00 54.03 88.20 -34.17 58.57 40.40 20.57 66.55 1.04 -- -- PEAK 2 20595.00 31.98 74.00 -42.02 33.71 37.88 22.71 52.78 -9.54 -- -- Peak

Mode	15	
	Harmonic	
	U-NII-8_6.875-7.125_802.11ax HE80_CH183_6865MHz	
ANT	4+3	
Pol.	Horizontal	Vertical
14.47G ~14.5G Avg	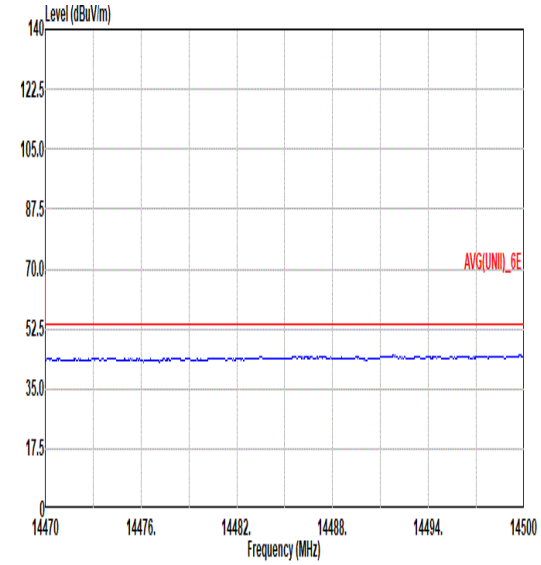 Site : 03CH12-HY Condition: AVG(UNII)_6E 3m 9120D-02114-240711 HORIZONTAL	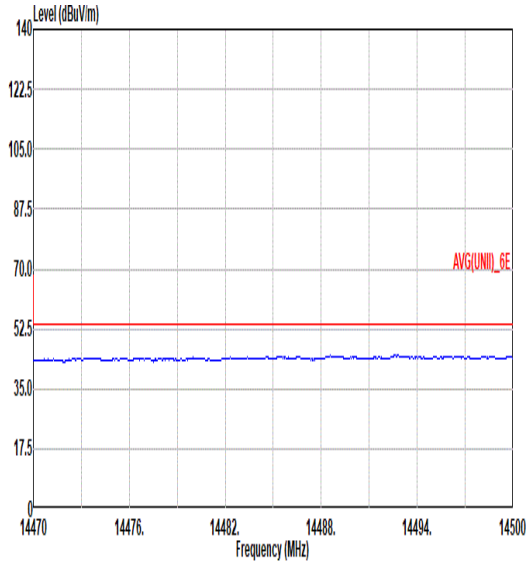 Site : 03CH12-HY Condition: AVG(UNII)_6E 3m 9120D-02114-240711 VERTICAL

17.7G ~18G Avg	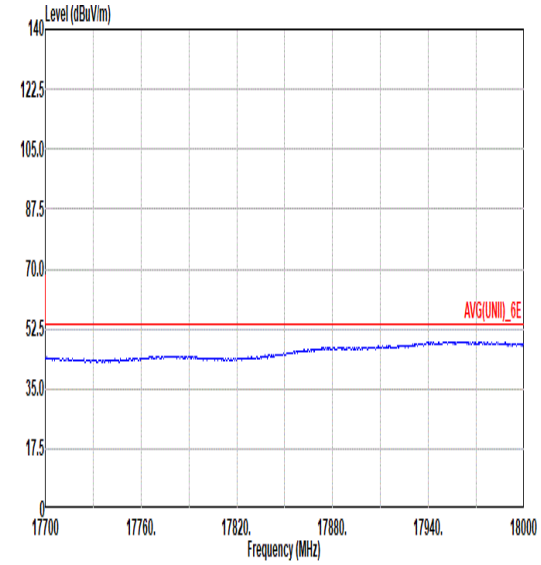 Site : 03CH12-HY Condition: AVG(UNII)_6E 3m 9120D-02114-240711 HORIZONTAL	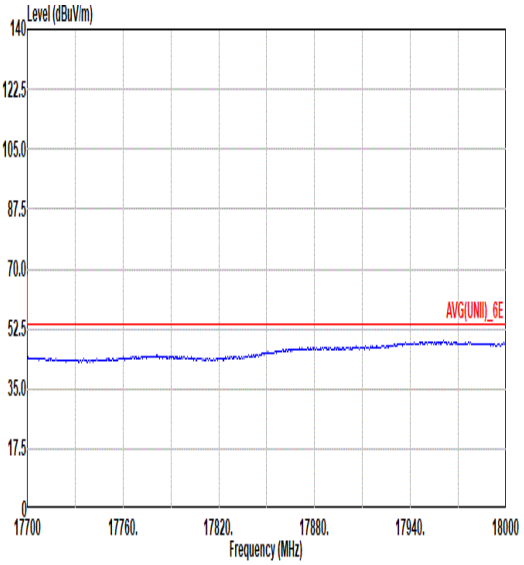 Site : 03CH12-HY Condition: AVG(UNII)_6E 3m 9120D-02114-240711 VERTICAL
31G ~40G Avg	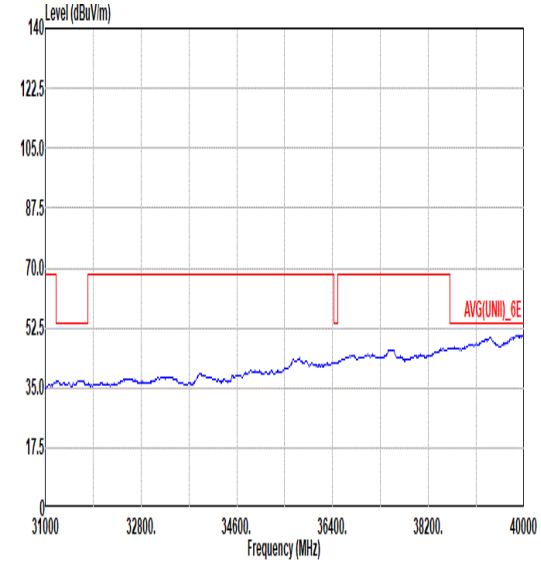 Site : 03CH12-HY Condition: AVG(UNII)_6E 1m SHF_00993_231124 HORIZONTAL	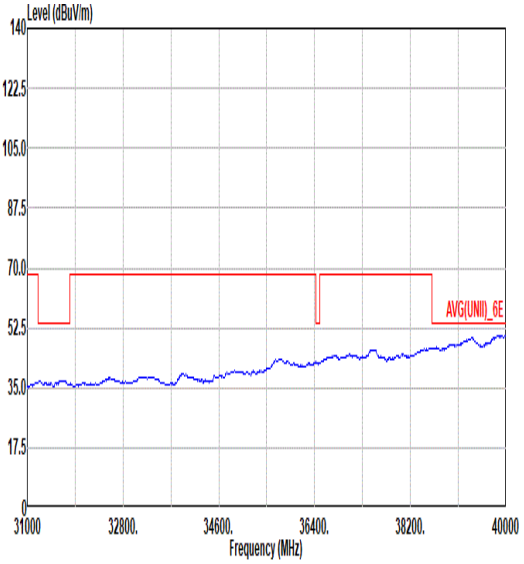 Site : 03CH12-HY Condition: AVG(UNII)_6E 1m SHF_00993_231124 VERTICAL

Mode	16	
	Band Edge	
	U-NII-8_6.875-7.125_802.11ax HE80_CH199_6945MHz	
ANT	4+3	
Pol.	Horizontal	Fundamental
Peak	Blank	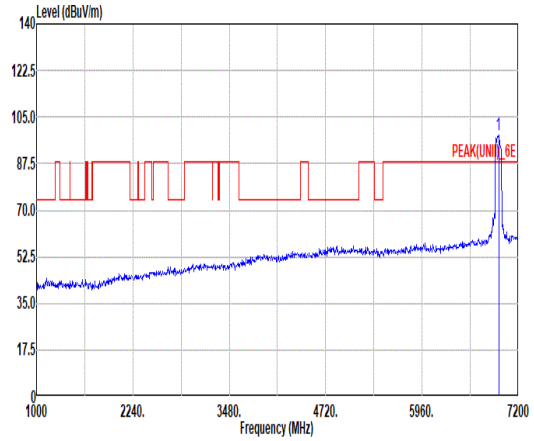 Site : 03CH12-HY Condition: PEAK(UNII)_6E 3m 9120D-02114-240711 HORIZONTAL : RBW:1000.000kHz VBW:3000.000kHz SWT:Auto Freq Level Limit Line Margin Read Level Ant Factor Cable Loss Preamp Factor Aux Factor APos TPos Remark MHz dBuV/m dBuV/m dB dBuV dB/m dB dB dB cm deg 1 6945.00 98.38 ------ ------ 83.27 36.01 12.96 33.86 0.00 100 64 PEAK
Avg	Blank	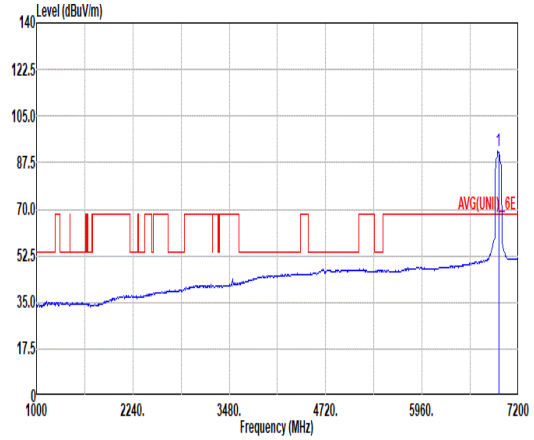 Site : 03CH12-HY Condition: AVG(UNII)_6E 3m 9120D-02114-240711 HORIZONTAL : RBW:1000.000kHz VBW:3.000kHz SWT:Auto Freq Level Limit Line Margin Read Level Ant Factor Cable Loss Preamp Factor Aux Factor APos TPos Remark MHz dBuV/m dBuV/m dB dBuV dB/m dB dB dB cm deg 1 6945.00 91.78 ------ ------ 76.66 36.03 12.95 33.86 0.00 100 64 AVERAGE

Mode	16	
	Band Edge	
	U-NII-8_6.875-7.125_802.11ax HE80_CH199_6945MHz	
ANT	4+3	
Pol.	Vertical	Fundamental
Peak	Blank	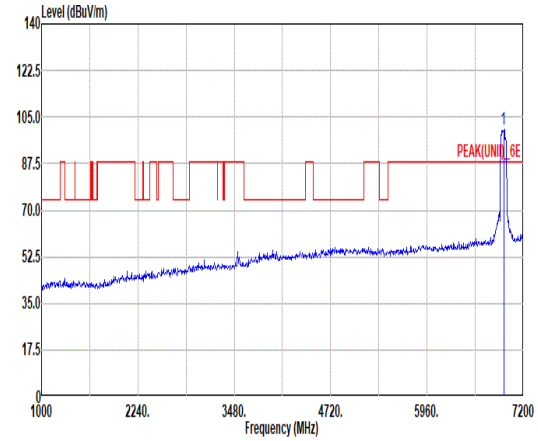 Site : 03CH12-HY Condition: PEAK(UNII)_6E 3m 9120D-02114-240711 VERTICAL : RBW:1000.000kHz VBW:3000.000kHz SWT:Auto Freq Level Limit Line Margin Read Level Ant Factor Cable Loss Preamp Factor Aux Factor APos TPos Remark MHz dBuV/m dBuV/m dB dBuV dB/m dB dB dB cm deg 1 6945.00 100.62 ------ ------ 85.49 36.02 12.97 33.86 0.00 103 28 PEAK
Avg	Blank	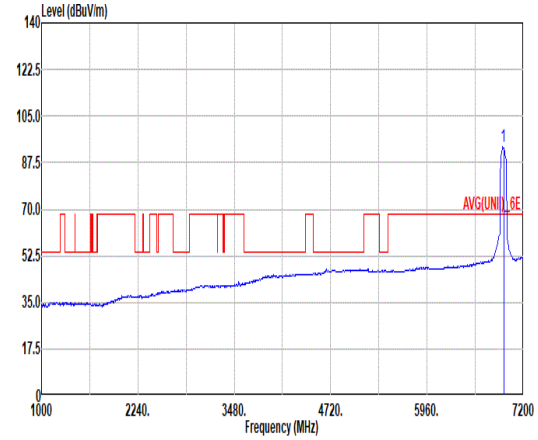 Site : 03CH12-HY Condition: AVG(UNII)_6E 3m 9120D-02114-240711 VERTICAL : RBW:1000.000kHz VBW:3.000kHz SWT:Auto Freq Level Limit Line Margin Read Level Ant Factor Cable Loss Preamp Factor Aux Factor APos TPos Remark MHz dBuV/m dBuV/m dB dBuV dB/m dB dB dB cm deg 1 6945.00 93.54 ------ ------ 78.42 36.03 12.95 33.86 0.00 103 28 AVERAGE

Mode	16	
	Harmonic	
	U-NII-8_6.875-7.125_802.11ax HE80_CH199_6945MHz	
ANT	4+3	
Pol.	Horizontal	Vertical
Peak Avg	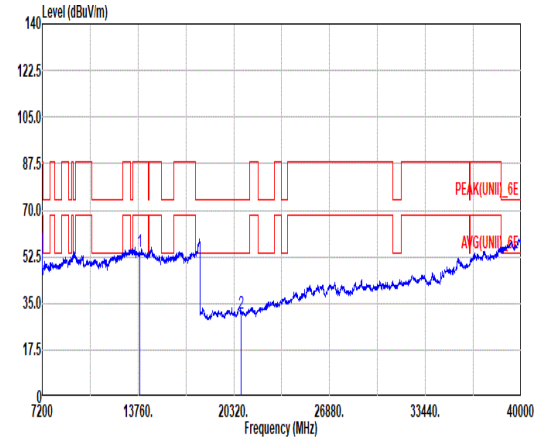 Site : 03CH12-HY Condition: PEAK(UNII)_6E 3m 9120D-02114-240711 HORIZONTAL Freq Level Limit Line Margin Read Level Ant Factor Cable Loss Preamp Factor Aux Factor APos TPos Remark MHz dBuV/m dBuV/m dB dBuV dB/m dB dB dB cm deg 1 13890.00 54.38 88.20 -33.82 58.87 40.56 20.63 66.76 1.08 -- -- PEAK 2 20835.00 31.21 74.00 -42.79 33.09 37.88 22.51 52.73 -9.54 -- -- Peak	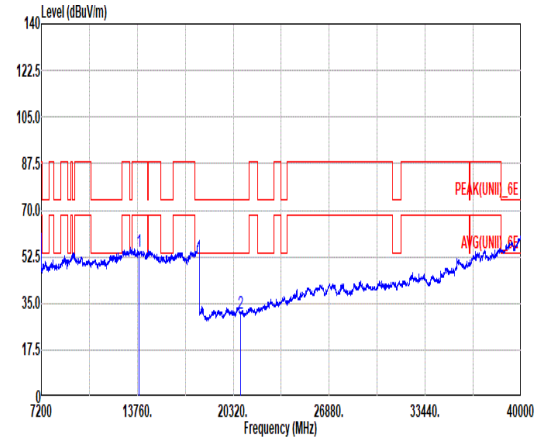 Site : 03CH12-HY Condition: PEAK(UNII)_6E 3m 9120D-02114-240711 VERTICAL Freq Level Limit Line Margin Read Level Ant Factor Cable Loss Preamp Factor Aux Factor APos TPos Remark MHz dBuV/m dBuV/m dB dBuV dB/m dB dB dB cm deg 1 13890.00 54.27 88.20 -33.93 58.76 40.56 20.63 66.76 1.08 -- -- PEAK 2 20835.00 31.37 74.00 -42.63 33.25 37.88 22.51 52.73 -9.54 -- -- Peak

Mode	16	
	Harmonic	
	U-NII-8_6.875-7.125_802.11ax HE80_CH199_6945MHz	
ANT	4+3	
Pol.	Horizontal	Vertical
14.47G ~14.5G Avg	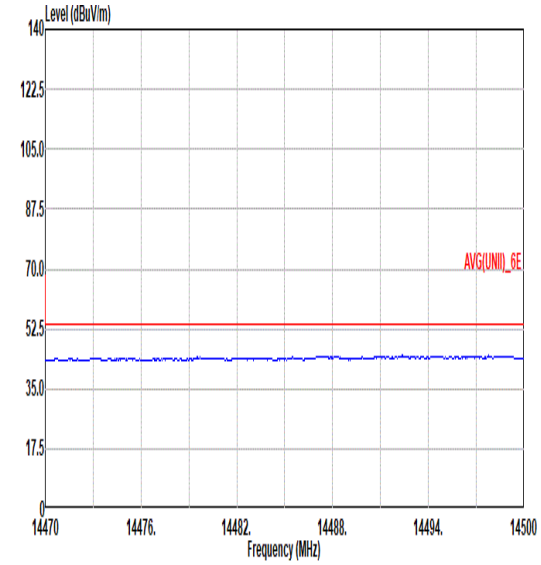 Site : 03CH12-HY Condition: AVG(UNII)_6E 3m 9120D-02114-240711 HORIZONTAL	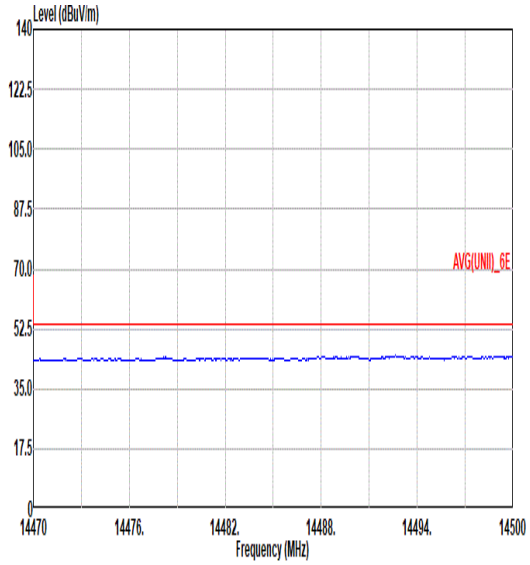 Site : 03CH12-HY Condition: AVG(UNII)_6E 3m 9120D-02114-240711 VERTICAL

17.7G ~18G Avg	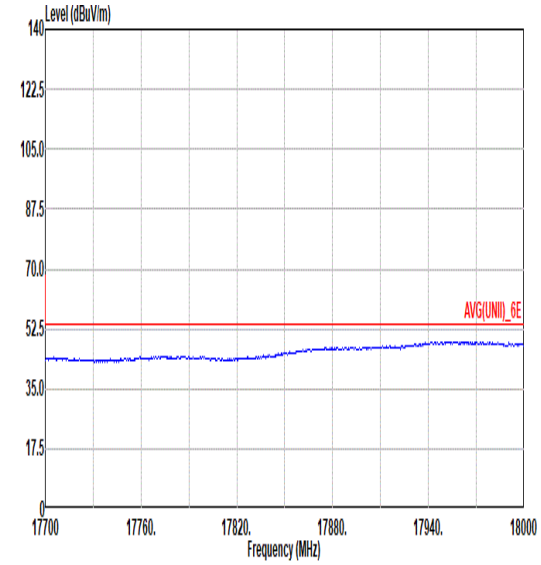 Site : 03CH12-HY Condition: AVG(UNII)_6E 3m 9120D-02114-240711 HORIZONTAL	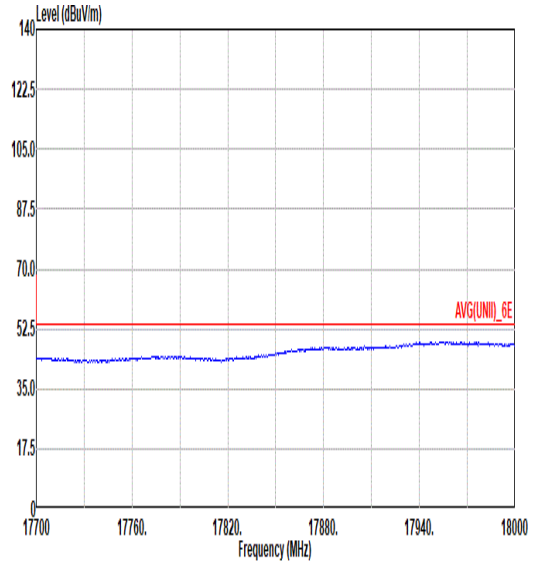 Site : 03CH12-HY Condition: AVG(UNII)_6E 3m 9120D-02114-240711 VERTICAL
31G ~40G Avg	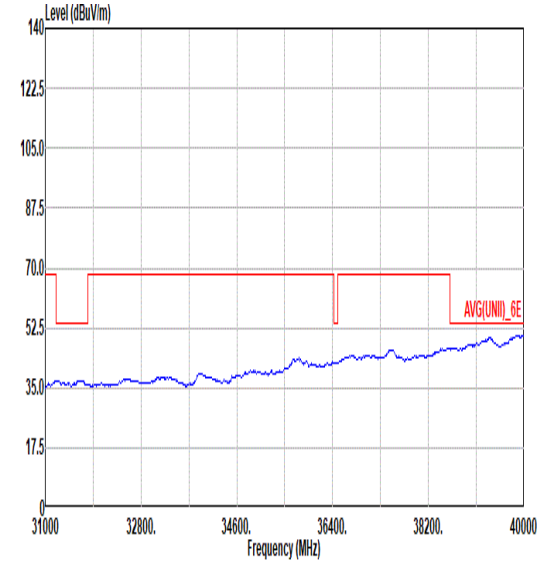 Site : 03CH12-HY Condition: AVG(UNII)_6E 1m SHF_00993_231124 HORIZONTAL	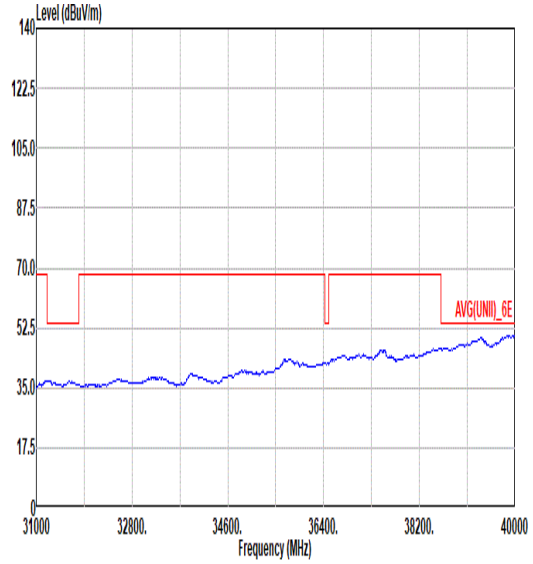 Site : 03CH12-HY Condition: AVG(UNII)_6E 1m SHF_00993_231124 VERTICAL

Mode	17	
	Band Edge	
	U-NII-8_6.875-7.125_802.11ax HE80_CH215_7025MHz	
ANT	4+3	
Pol.	Horizontal	Fundamental
Peak	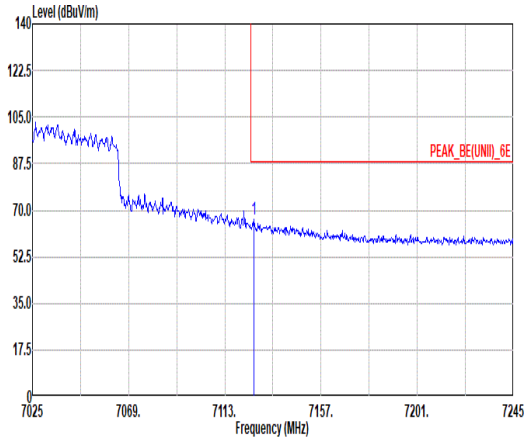 Site : 03CH12-HY Condition: PEAK_BE(UNII)_6E 3m 9120D-02114-240711 HORIZONTAL : RBW:1000.000kHz VBW:3000.000kHz SWT:Auto Freq Level Limit Line Margin Read Level Ant Factor Cable Loss Preamp Factor Aux Factor APos TPos Remark MHz dBuV/m dBuV/m dB dBuV dB/m dB dB dB cm deg 1 7126.20 66.39 88.20 -21.81 50.57 36.70 13.02 33.90 0.00 208 72 PEAK	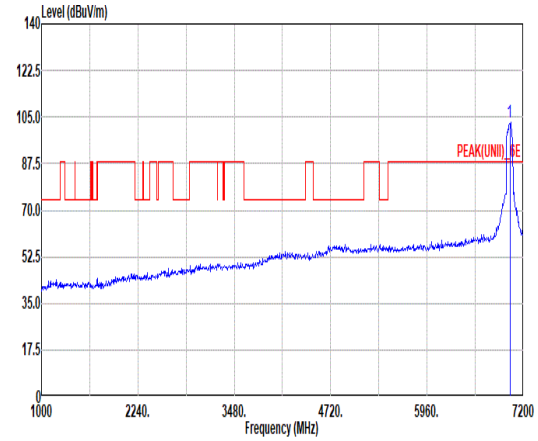 Site : 03CH12-HY Condition: PEAK(UNII)_6E 3m 9120D-02114-240711 HORIZONTAL : RBW:1000.000kHz VBW:3000.000kHz SWT:Auto Freq Level Limit Line Margin Read Level Ant Factor Cable Loss Preamp Factor Aux Factor APos TPos Remark MHz dBuV/m dBuV/m dB dBuV dB/m dB dB dB cm deg 1 7025.00 102.85 ------ ------ 87.45 36.26 13.01 33.87 0.00 208 72 PEAK
Avg	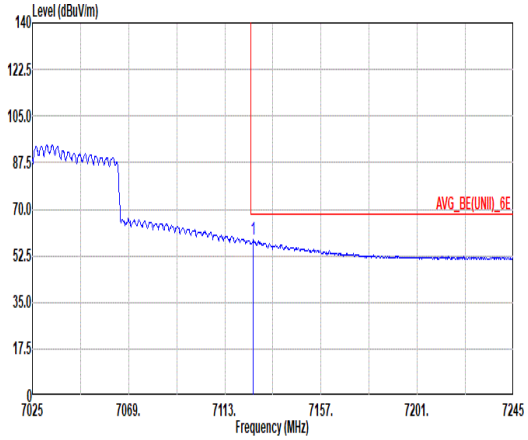 Site : 03CH12-HY Condition: AVG_BE(UNII)_6E 3m 9120D-02114-240711 HORIZONTAL : RBW:1000.000kHz VBW:3.000kHz SWT:Auto Freq Level Limit Line Margin Read Level Ant Factor Cable Loss Preamp Factor Aux Factor APos TPos Remark MHz dBuV/m dBuV/m dB dBuV dB/m dB dB dB cm deg 1 7125.98 58.41 68.20 -9.79 42.59 36.70 13.02 33.90 0.00 208 72 AVERAGE	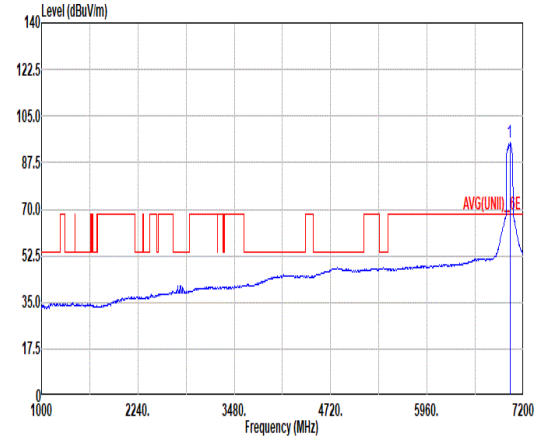 Site : 03CH12-HY Condition: AVG(UNII)_6E 3m 9120D-02114-240711 HORIZONTAL : RBW:1000.000kHz VBW:3.000kHz SWT:Auto Freq Level Limit Line Margin Read Level Ant Factor Cable Loss Preamp Factor Aux Factor APos TPos Remark MHz dBuV/m dBuV/m dB dBuV dB/m dB dB dB cm deg 1 7025.00 95.01 ------ ------ 79.65 36.23 13.00 33.87 0.00 208 72 AVERAGE

Mode	17	
	Band Edge	
	U-NII-8_6.875-7.125_802.11ax HE80_CH215_7025MHz	
ANT	4+3	
Pol.	Vertical	Fundamental
Peak	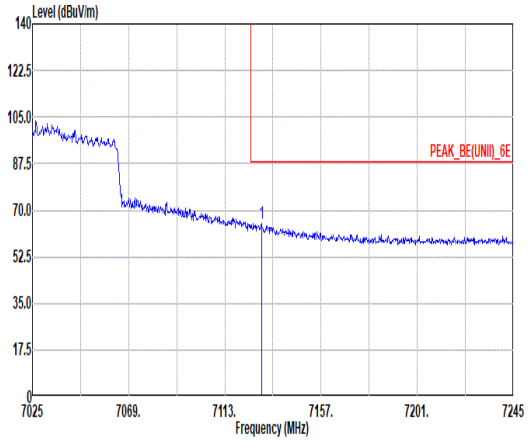 Site : 03CH12-HY Condition: PEAK_BE(UNII)_6E 3m 9120D-02114-240711 VERTICAL : RBW:1000.000kHz VBW:3000.000kHz SWT:Auto Freq Level Limit Line Margin Read Level Ant Factor Cable Loss Preamp Factor Aux Factor APos TPos Remark MHz dBuV/m dBuV/m dB dBuV dB/m dB dB dB cm deg 1 7129.72 65.08 88.20 -23.12 49.24 36.72 13.02 33.90 0.00 200 337 PEAK	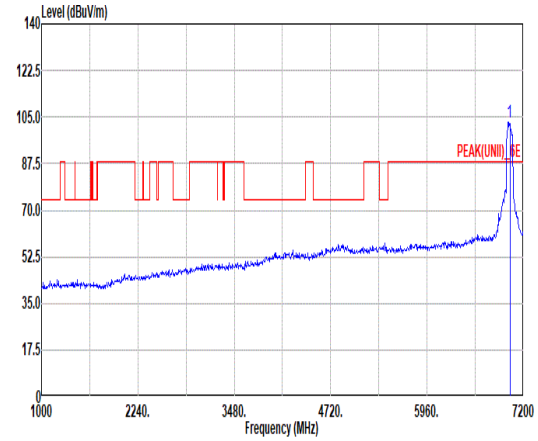 Site : 03CH12-HY Condition: PEAK(UNII)_6E 3m 9120D-02114-240711 VERTICAL : RBW:1000.000kHz VBW:3000.000kHz SWT:Auto Freq Level Limit Line Margin Read Level Ant Factor Cable Loss Preamp Factor Aux Factor APos TPos Remark MHz dBuV/m dBuV/m dB dBuV dB/m dB dB dB cm deg 1 7025.00 102.80 ------ ------ 87.55 36.11 13.00 33.86 0.00 200 337 PEAK
Avg	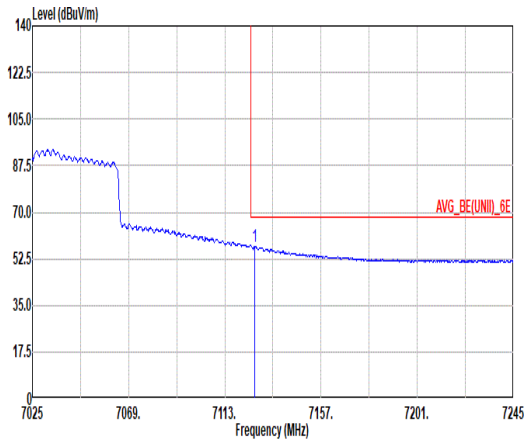 Site : 03CH12-HY Condition: AVG_BE(UNII)_6E 3m 9120D-02114-240711 VERTICAL : RBW:1000.000kHz VBW:3.000kHz SWT:Auto Freq Level Limit Line Margin Read Level Ant Factor Cable Loss Preamp Factor Aux Factor APos TPos Remark MHz dBuV/m dBuV/m dB dBuV dB/m dB dB dB cm deg 1 7126.64 57.26 68.20 -10.94 41.43 36.71 13.02 33.90 0.00 200 337 AVERAGE	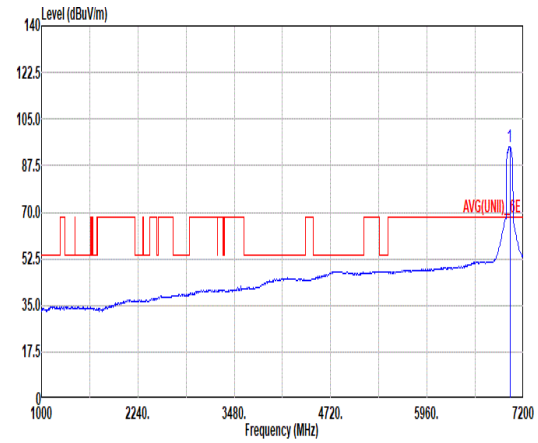 Site : 03CH12-HY Condition: AVG(UNII)_6E 3m 9120D-02114-240711 VERTICAL : RBW:1000.000kHz VBW:3.000kHz SWT:Auto Freq Level Limit Line Margin Read Level Ant Factor Cable Loss Preamp Factor Aux Factor APos TPos Remark MHz dBuV/m dBuV/m dB dBuV dB/m dB dB dB cm deg 1 7025.00 94.82 ------ ------ 79.52 36.16 13.00 33.86 0.00 200 337 AVERAGE

Mode	17	
	Harmonic	
	U-NII-8_6.875-7.125_802.11ax HE80_CH215_7025MHz	
ANT	4+3	
Pol.	Horizontal	Vertical
Peak Avg	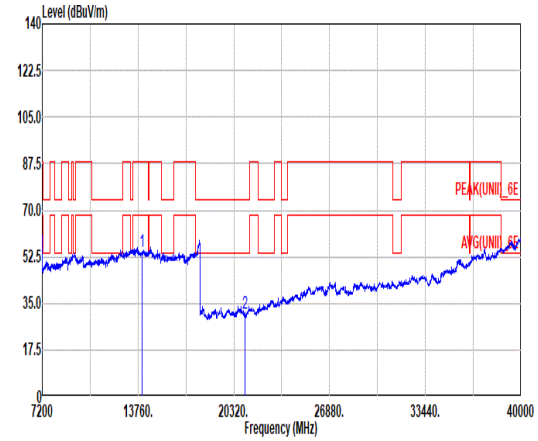 Site : 03CH12-HY Condition: PEAK(UNII)_6E 3m 9120D-02114-240711 HORIZONTAL Freq Level Limit Line Margin Read Level Ant Factor Cable Loss Preamp Factor Aux Factor APos TPos Remark MHz dBuV/m dBuV/m dB dBuV dB/m dB dB dB cm deg 1 14050.00 54.56 88.20 -33.64 58.92 40.70 20.70 66.85 1.09 -- -- PEAK 2 21075.00 31.34 74.00 -42.66 33.24 37.86 22.51 52.73 -9.54 -- -- Peak	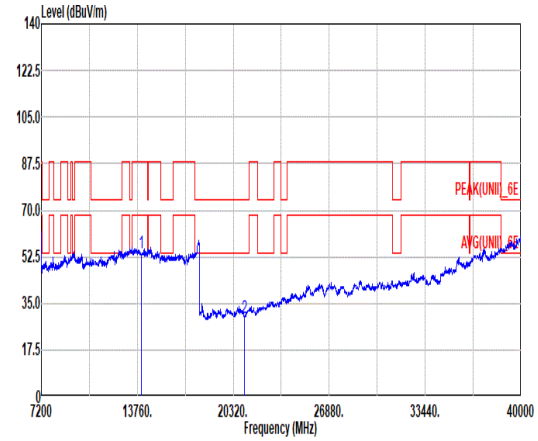 Site : 03CH12-HY Condition: PEAK(UNII)_6E 3m 9120D-02114-240711 VERTICAL Freq Level Limit Line Margin Read Level Ant Factor Cable Loss Preamp Factor Aux Factor APos TPos Remark MHz dBuV/m dBuV/m dB dBuV dB/m dB dB dB cm deg 1 14050.00 53.86 88.20 -34.34 58.22 40.70 20.70 66.85 1.09 -- -- PEAK 2 21075.00 29.82 74.00 -44.18 31.72 37.86 22.51 52.73 -9.54 -- -- Peak

Mode	17	
	Harmonic	
	U-NII-8_6.875-7.125_802.11ax HE80_CH215_7025MHz	
ANT	4+3	
Pol.	Horizontal	Vertical
14.47G ~14.5G Avg	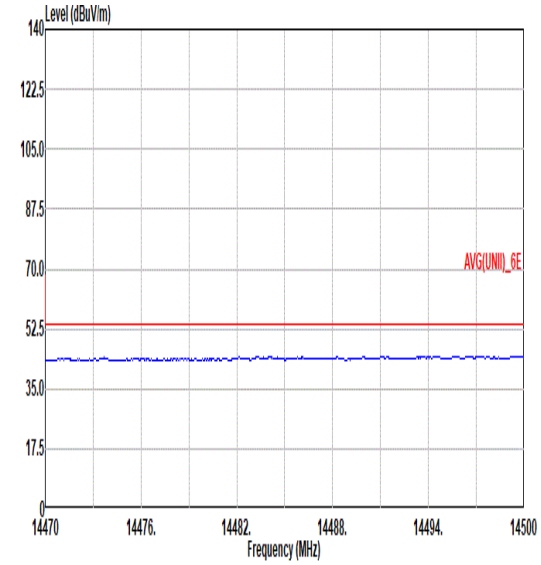 Site : 03CH12-HY Condition: AVG(UNII)_6E 3m 9120D-02114-240711 HORIZONTAL	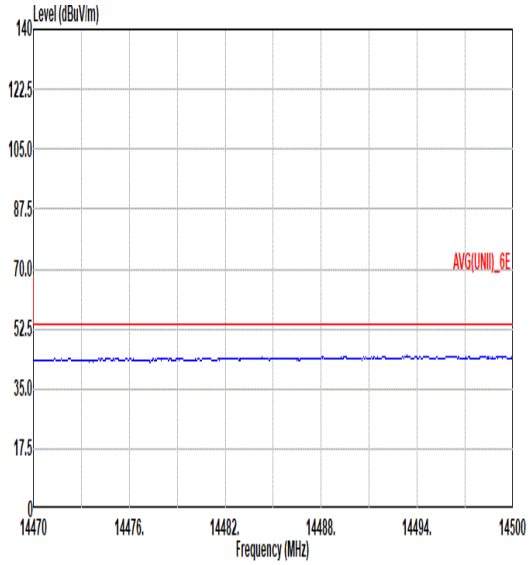 Site : 03CH12-HY Condition: AVG(UNII)_6E 3m 9120D-02114-240711 VERTICAL

17.7G ~18G Avg	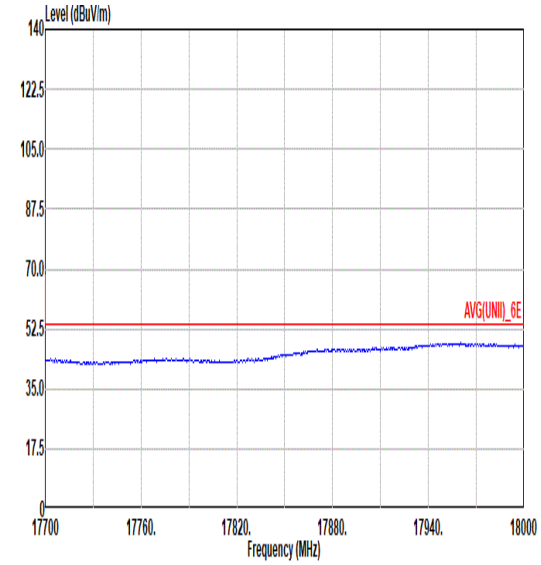 Site : 03CH12-HY Condition: AVG(UNII)_6E 3m 9120D-02114-240711 HORIZONTAL	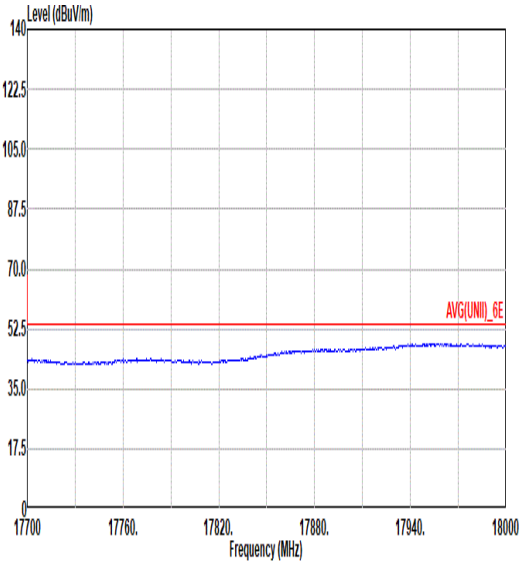 Site : 03CH12-HY Condition: AVG(UNII)_6E 3m 9120D-02114-240711 VERTICAL
31G ~40G Avg	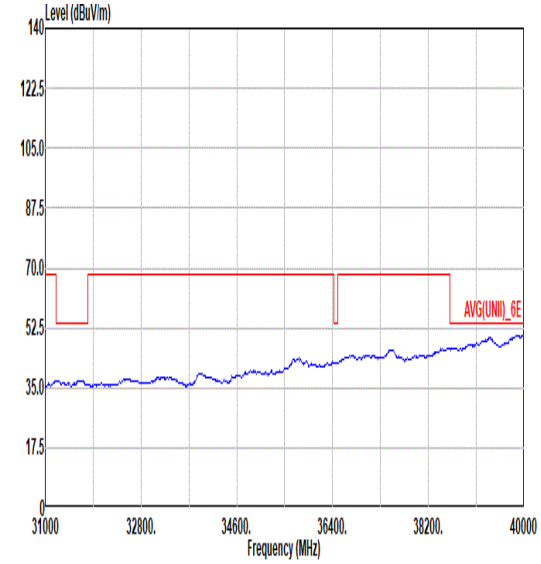 Site : 03CH12-HY Condition: AVG(UNII)_6E 1m SHF_00993_231124 HORIZONTAL	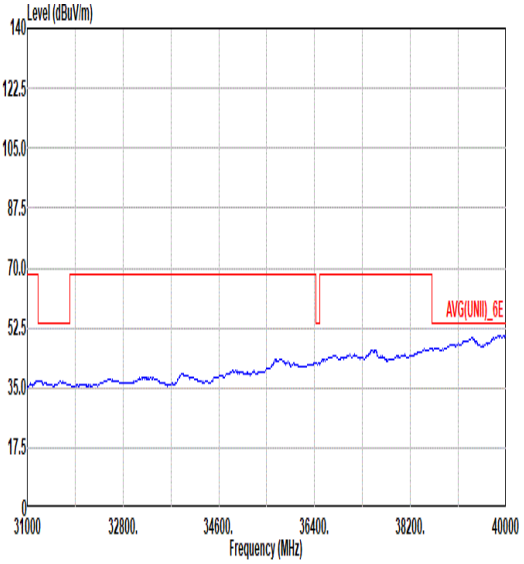 Site : 03CH12-HY Condition: AVG(UNII)_6E 1m SHF_00993_231124 VERTICAL

Mode	18	
	LF	
	U-NII-5_5.945~6.425_802.11ax HE80_CH7_5985MHz	
ANT	4+3	
Pol.	Horizontal	Vertical
QP/ Peak	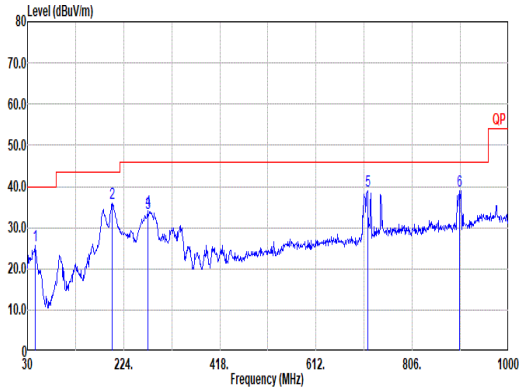	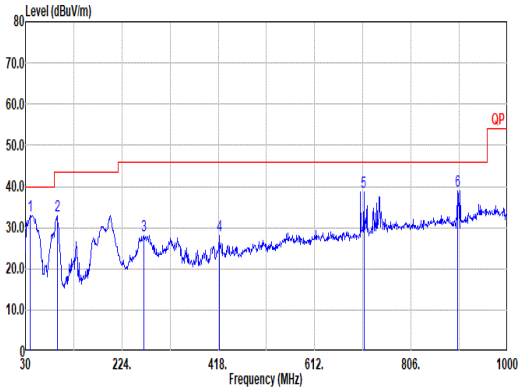

Site : 03CH12-HY
Condition: QP 3m Bilog_37059_20231103 HORIZONTAL

	Freq	Level	Limit Line	Margin	Read Level	Ant Factor	Cable Loss	Preamp Factor	Aux Factor	APos	TPos	Remark
	MHz	dBuV/m	dBuV/m	dB	dBuV	dB/m	dB	dB	dB	cm	deg	
1	45.52	25.54	40.00	-14.46	36.97	16.99	1.25	29.69	0.02	--	--	Peak
2	200.72	35.81	43.50	-7.69	48.05	15.04	2.41	29.79	0.10	--	--	Peak
3	272.50	33.61	46.00	-12.39	41.49	18.85	2.73	29.62	0.16	--	--	Peak
4	273.47	34.04	46.00	-11.96	41.91	18.83	2.74	29.61	0.17	--	--	Peak
5	715.79	39.08	46.00	-6.92	36.19	27.18	4.38	28.98	0.31	--	--	Peak
6	901.06	38.86	46.00	-7.14	33.11	29.19	4.73	28.51	0.34	--	--	Peak

Site : 03CH12-HY
Condition: QP 3m Bilog_37059_20231103 VERTICAL

	Freq	Level	Limit Line	Margin	Read Level	Ant Factor	Cable Loss	Preamp Factor	Aux Factor	APos	TPos	Remark
	MHz	dBuV/m	dBuV/m	dB	dBuV	dB/m	dB	dB	dB	cm	deg	
1	39.70	33.04	40.00	-6.96	41.51	20.07	1.09	29.66	0.03	--	--	Peak
2	94.02	32.92	43.50	-10.58	45.61	15.44	1.71	29.91	0.07	--	--	Peak
3	268.62	27.98	46.00	-18.02	35.60	19.15	2.71	29.63	0.15	--	--	Peak
4	419.94	28.10	46.00	-17.90	31.17	22.79	3.37	29.41	0.18	--	--	Peak
5	710.94	38.51	46.00	-7.49	35.91	26.93	4.35	28.99	0.31	--	--	Peak
6	899.12	39.02	46.00	-6.98	33.28	29.18	4.73	28.51	0.34	--	--	Peak

Mode	19	
	SHF	
	U-NII-5_5.945~6.425_802.11ax HE80_CH7_5985MHz	
ANT	4+3	
Pol.	Horizontal	Vertical
Peak	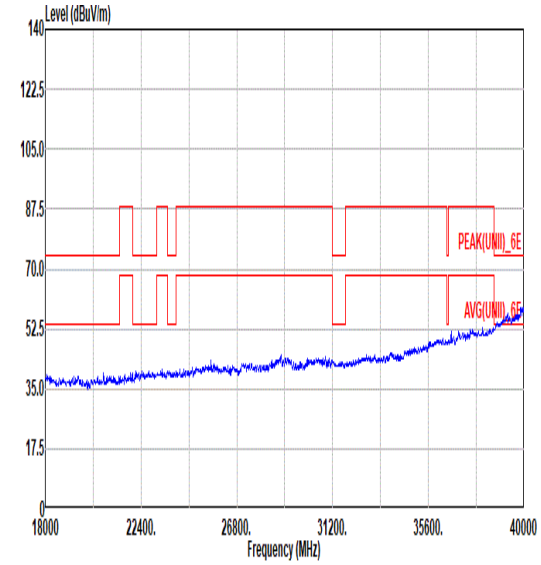 Site : 03CH12-HY Condition: PEAK(UNII)_6E 1m SHF_00993_231124 HORIZONTAL	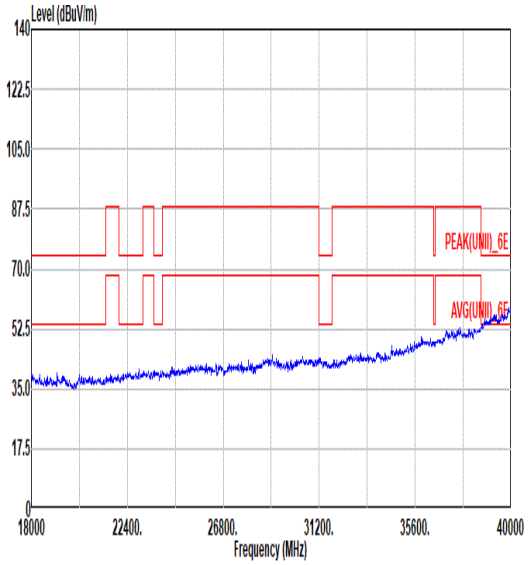 Site : 03CH12-HY Condition: PEAK(UNII)_6E 1m SHF_00993_231124 VERTICAL

Mode	20	
	Band Edge	
	U-NII-5_5.945~6.425_802.11ax HE20_CH1_Partial 26/0_5955MHz	
ANT	4+3	
Pol.	Horizontal	Fundamental
Peak	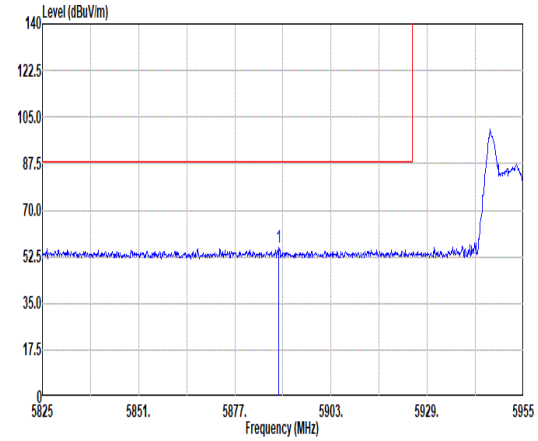 Site : 03CH12-HY Condition: PEAK_BE(UNII)_6E 3m 9120D-02114-240711 HORIZONTAL : RBW:1000.000kHz VBW:3000.000kHz SWT:Auto Freq Level Limit Line Margin Read Level Ant Factor Cable Loss Preamp Factor Aux Factor APos TPos Remark MHz dBuV/m dBuV/m dB dBuV dB/m dB dB dB cm deg 1 5888.83 55.82 88.20 -32.38 43.67 34.26 11.45 33.56 0.00 100 233 PEAK	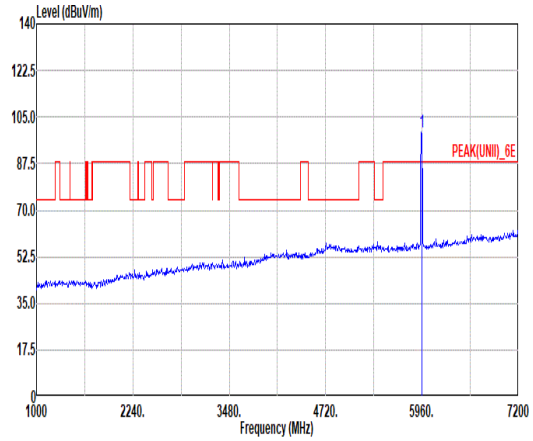 Site : 03CH12-HY Condition: PEAK(UNII)_6E 3m 9120D-02114-240711 HORIZONTAL : RBW:1000.000kHz VBW:3000.000kHz SWT:Auto Freq Level Limit Line Margin Read Level Ant Factor Cable Loss Preamp Factor Aux Factor APos TPos Remark MHz dBuV/m dBuV/m dB dBuV dB/m dB dB dB cm deg 1 5955.00 99.29 ------ ------ 86.97 34.30 11.64 33.62 0.00 100 233 PEAK
Avg	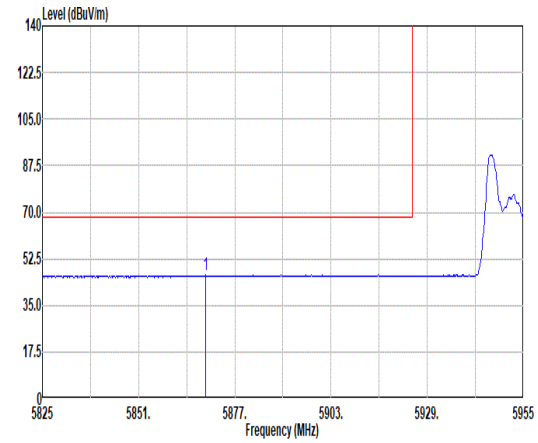 Site : 03CH12-HY Condition: AVG_BE(UNII)_6E 3m 9120D-02114-240711 HORIZONTAL : RBW:1000.000kHz VBW:1.000kHz SWT:Auto Freq Level Limit Line Margin Read Level Ant Factor Cable Loss Preamp Factor Aux Factor APos TPos Remark MHz dBuV/m dBuV/m dB dBuV dB/m dB dB dB cm deg 1 5869.20 46.33 68.20 -21.87 34.31 34.18 11.38 33.54 0.00 100 233 AVERAGE	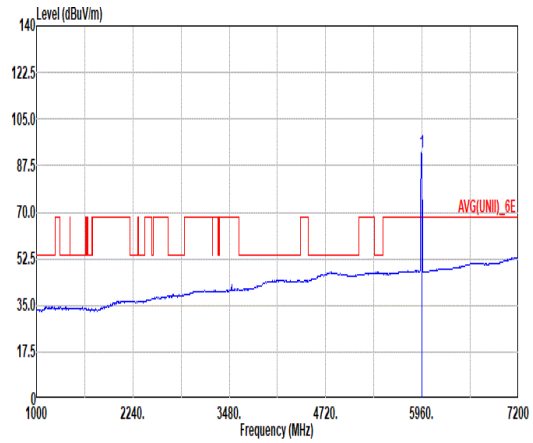 Site : 03CH12-HY Condition: AVG(UNII)_6E 3m 9120D-02114-240711 HORIZONTAL : RBW:1000.000kHz VBW:1.000kHz SWT:Auto Freq Level Limit Line Margin Read Level Ant Factor Cable Loss Preamp Factor Aux Factor APos TPos Remark MHz dBuV/m dBuV/m dB dBuV dB/m dB dB dB cm deg 1 5955.00 92.53 ------ ------ 80.21 34.30 11.64 33.62 0.00 100 233 AVERAGE

Mode	20	
	Band Edge	
	U-NII-5_5.945~6.425_802.11ax HE20_CH1_Partial 26/0_5955MHz	
ANT	4+3	
Pol.	Vertical	Fundamental
Peak	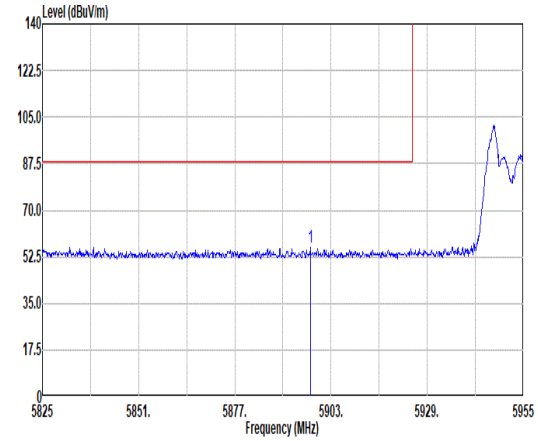 Site : 03CH12-HY Condition: PEAK_BE(UNII)_6E 3m 9120D-02114-240711 VERTICAL : RBW:1000.000kHz VBW:3000.000kHz SWT:Auto Limit Read Ant Cable Preamp Aux APos TPos Freq Level Line Margin Level Factor Loss Factor Factor Remark MHz dBuV/m dBuV/m dB dBuV dB/m dB dB dB cm deg 1 5897.41 56.06 88.20 -32.14 43.86 34.29 11.48 33.57 0.00 307 0 PEAK	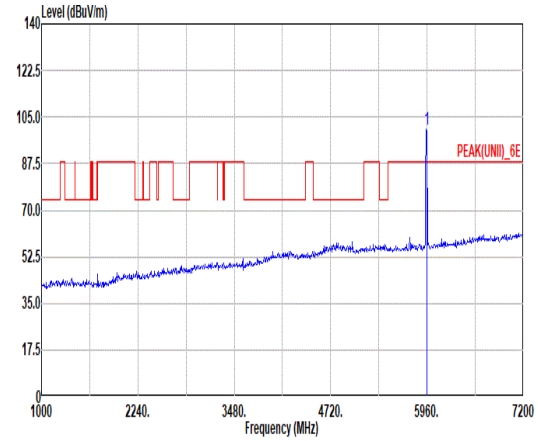 Site : 03CH12-HY Condition: PEAK(UNII)_6E 3m 9120D-02114-240711 VERTICAL : RBW:1000.000kHz VBW:3000.000kHz SWT:Auto Limit Read Ant Cable Preamp Aux APos TPos Freq Level Line Margin Level Factor Loss Factor Factor Remark MHz dBuV/m dBuV/m dB dBuV dB/m dB dB dB cm deg 1 5955.00 100.26 ------ ------ 87.94 34.30 11.64 33.62 0.00 307 0 PEAK
Avg	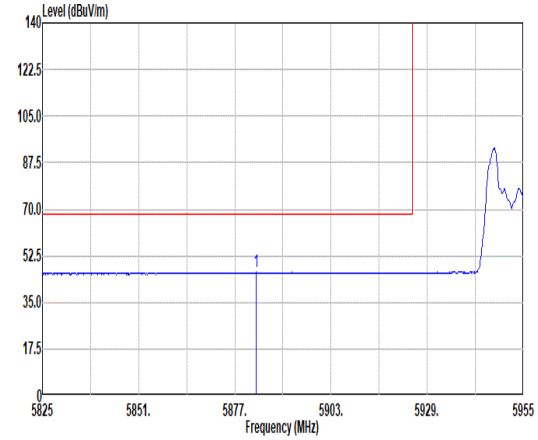 Site : 03CH12-HY Condition: AVG_BE(UNII)_6E 3m 9120D-02114-240711 VERTICAL : RBW:1000.000kHz VBW:1.000kHz SWT:Auto Limit Read Ant Cable Preamp Aux APos TPos Freq Level Line Margin Level Factor Loss Factor Factor Remark MHz dBuV/m dBuV/m dB dBuV dB/m dB dB dB cm deg 1 5882.85 46.26 68.20 -21.94 34.15 34.23 11.43 33.55 0.00 307 0 AVERAGE	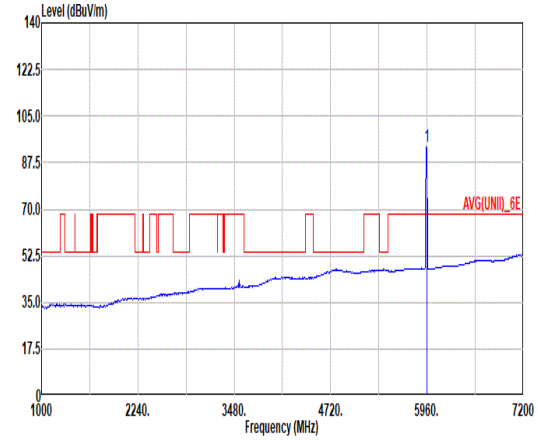 Site : 03CH12-HY Condition: AVG(UNII)_6E 3m 9120D-02114-240711 VERTICAL : RBW:1000.000kHz VBW:1.000kHz SWT:Auto Limit Read Ant Cable Preamp Aux APos TPos Freq Level Line Margin Level Factor Loss Factor Factor Remark MHz dBuV/m dBuV/m dB dBuV dB/m dB dB dB cm deg 1 5955.00 93.67 ------ ------ 81.35 34.30 11.64 33.62 0.00 307 0 AVERAGE

Mode	21	
	Band Edge	
	U-NII-5_5.945~6.425_802.11ax HE20_CH1_Partial 52/37_5955MHz	
ANT	4+3	
Pol.	Horizontal	Fundamental
Peak	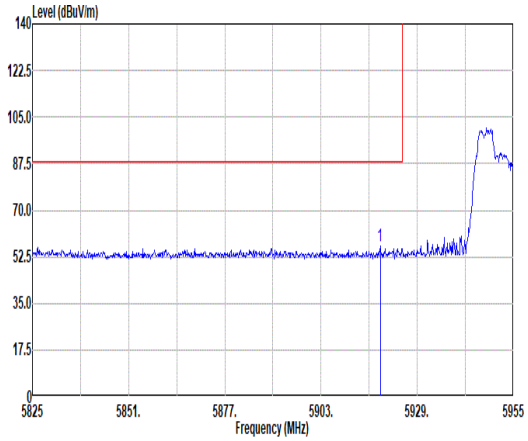 Site : 03CH12-HY Condition: PEAK_BE(UNII)_6E 3m 9120D-02114-240711 HORIZONTAL : RBW:1000.000kHz VBW:3000.000kHz SWT:Auto Freq Level Limit Line Margin Read Level Ant Factor Cable Loss Preamp Factor Aux Factor APos TPos Remark MHz dBuV/m dBuV/m dB dBuV dB/m dB dB dB cm deg 1 5918.99 56.41 88.20 -31.79 44.15 34.30 11.55 33.59 0.00 102 248 PEAK	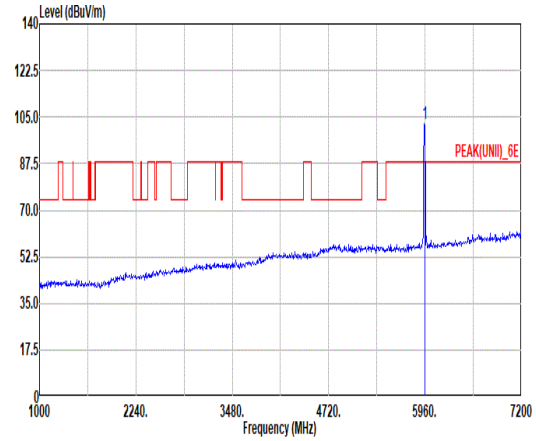 Site : 03CH12-HY Condition: PEAK(UNII)_6E 3m 9120D-02114-240711 HORIZONTAL : RBW:1000.000kHz VBW:3000.000kHz SWT:Auto Freq Level Limit Line Margin Read Level Ant Factor Cable Loss Preamp Factor Aux Factor APos TPos Remark MHz dBuV/m dBuV/m dB dBuV dB/m dB dB dB cm deg 1 5955.00 102.52 ------ ------ 90.20 34.30 11.64 33.62 0.00 102 248 PEAK
Avg	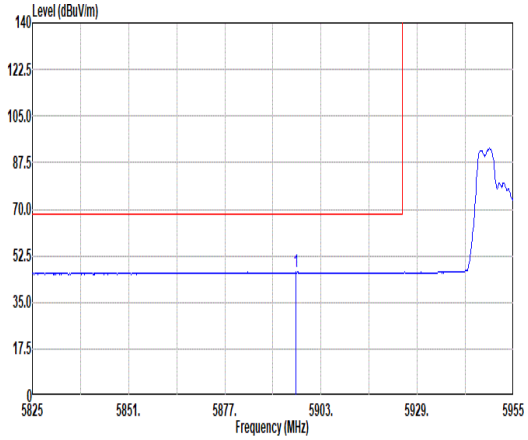 Site : 03CH12-HY Condition: AVG_BE(UNII)_6E 3m 9120D-02114-240711 HORIZONTAL : RBW:1000.000kHz VBW:1.000kHz SWT:Auto Freq Level Limit Line Margin Read Level Ant Factor Cable Loss Preamp Factor Aux Factor APos TPos Remark MHz dBuV/m dBuV/m dB dBuV dB/m dB dB dB cm deg 1 5896.24 46.41 68.20 -21.79 34.23 34.28 11.47 33.57 0.00 102 248 AVERAGE	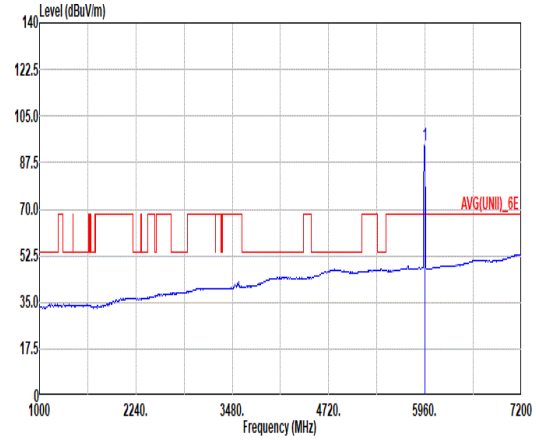 Site : 03CH12-HY Condition: AVG(UNII)_6E 3m 9120D-02114-240711 HORIZONTAL : RBW:1000.000kHz VBW:1.000kHz SWT:Auto Freq Level Limit Line Margin Read Level Ant Factor Cable Loss Preamp Factor Aux Factor APos TPos Remark MHz dBuV/m dBuV/m dB dBuV dB/m dB dB dB cm deg 1 5955.00 93.92 ------ ------ 81.60 34.30 11.64 33.62 0.00 102 248 AVERAGE

Mode	21	
	Band Edge	
	U-NII-5_5.945~6.425_802.11ax HE20_CH1_Partial 52/37_5955MHz	
ANT	4+3	
Pol.	Vertical	Fundamental
Peak	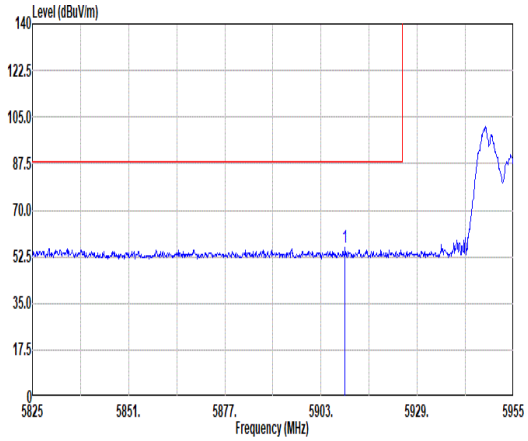 Site : 03CH12-HY Condition: PEAK_BE(UNII)_6E 3m 9120D-02114-240711 VERTICAL : RBW:1000.000kHz VBW:3000.000kHz SWT:Auto Limit Read Ant Cable Preamp Aux APos TPos Freq Level Line Margin Level Factor Loss Factor Factor Remark MHz dBuV/m dBuV/m dB dBuV dB/m dB dB dB cm deg 1 5909.50 55.92 88.20 -32.28 43.68 34.30 11.52 33.58 0.00 296 354 PEAK	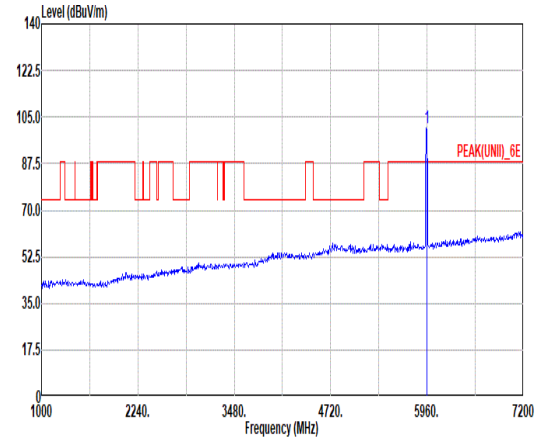 Site : 03CH12-HY Condition: PEAK(UNII)_6E 3m 9120D-02114-240711 VERTICAL : RBW:1000.000kHz VBW:3000.000kHz SWT:Auto Limit Read Ant Cable Preamp Aux APos TPos Freq Level Line Margin Level Factor Loss Factor Factor Remark MHz dBuV/m dBuV/m dB dBuV dB/m dB dB dB cm deg 1 5955.00 100.92 ------ ------ 88.60 34.30 11.64 33.62 0.00 296 354 PEAK
Avg	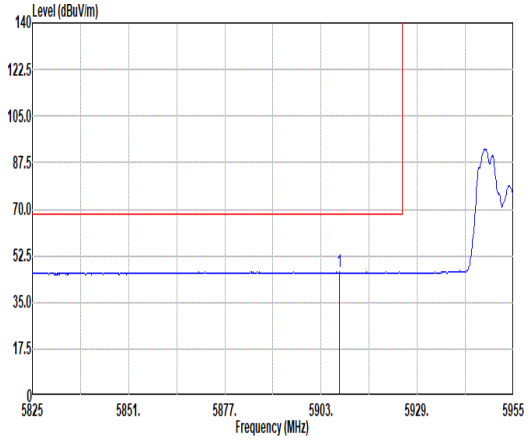 Site : 03CH12-HY Condition: AVG_BE(UNII)_6E 3m 9120D-02114-240711 VERTICAL : RBW:1000.000kHz VBW:1.000kHz SWT:Auto Limit Read Ant Cable Preamp Aux APos TPos Freq Level Line Margin Level Factor Loss Factor Factor Remark MHz dBuV/m dBuV/m dB dBuV dB/m dB dB dB cm deg 1 5907.94 46.35 68.20 -21.85 34.12 34.30 11.51 33.58 0.00 296 354 AVERAGE	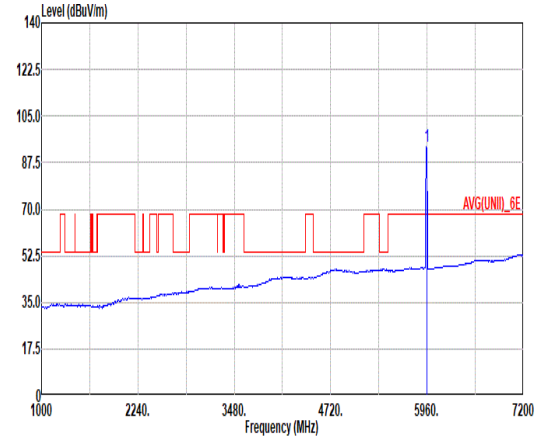 Site : 03CH12-HY Condition: AVG(UNII)_6E 3m 9120D-02114-240711 VERTICAL : RBW:1000.000kHz VBW:1.000kHz SWT:Auto Limit Read Ant Cable Preamp Aux APos TPos Freq Level Line Margin Level Factor Loss Factor Factor Remark MHz dBuV/m dBuV/m dB dBuV dB/m dB dB dB cm deg 1 5955.00 93.52 ------ ------ 81.20 34.30 11.64 33.62 0.00 296 354 AVERAGE

Mode	22	
	Band Edge	
	U-NII-5_5.945~6.425_802.11ax HE20_CH1_Partial 106/53_5955MHz	
ANT	4+3	
Pol.	Horizontal	Fundamental
Peak	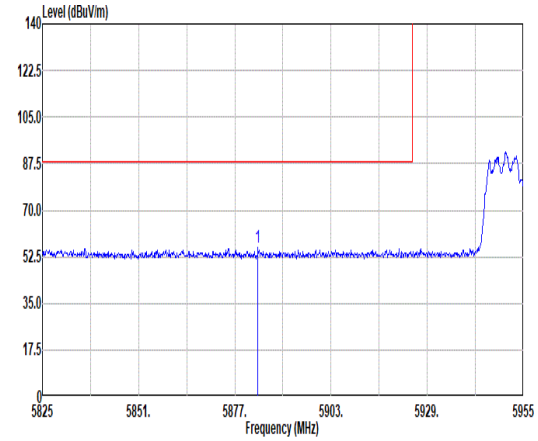 Site : 03CH12-HY Condition: PEAK_BE(UNII)_6E 3m 9120D-02114-240711 HORIZONTAL : RBW:1000.000kHz VBW:3000.000kHz SWT:Auto Freq Level Limit Line Margin Read Level Ant Factor Cable Loss Preamp Factor Aux Factor APos TPos Remark MHz dBuV/m dBuV/m dB dBuV dB/m dB dB dB cm deg 1 5883.24 56.20 88.20 -32.00 44.09 34.23 11.43 33.55 0.00 400 182 PEAK	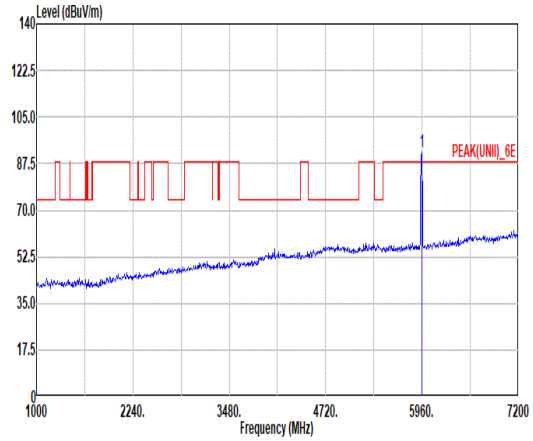 Site : 03CH12-HY Condition: PEAK(UNII)_6E 3m 9120D-02114-240711 HORIZONTAL : RBW:1000.000kHz VBW:3000.000kHz SWT:Auto Freq Level Limit Line Margin Read Level Ant Factor Cable Loss Preamp Factor Aux Factor APos TPos Remark MHz dBuV/m dBuV/m dB dBuV dB/m dB dB dB cm deg 1 5955.00 91.76 ------ ------ 79.43 34.29 11.66 33.62 0.00 400 182 PEAK
Avg	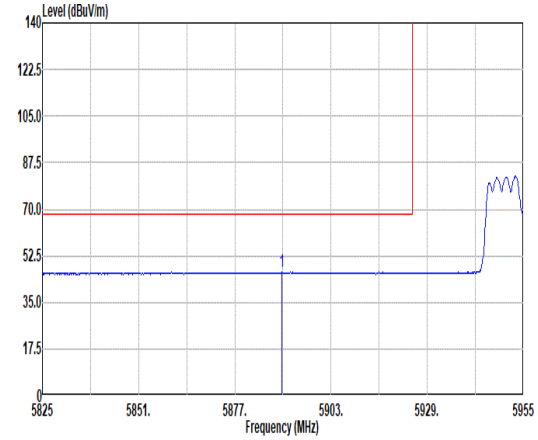 Site : 03CH12-HY Condition: AVG_BE(UNII)_6E 3m 9120D-02114-240711 HORIZONTAL : RBW:1000.000kHz VBW:1.000kHz SWT:Auto Freq Level Limit Line Margin Read Level Ant Factor Cable Loss Preamp Factor Aux Factor APos TPos Remark MHz dBuV/m dBuV/m dB dBuV dB/m dB dB dB cm deg 1 5889.74 46.31 68.20 -21.89 34.16 34.26 11.45 33.56 0.00 400 182 AVERAGE	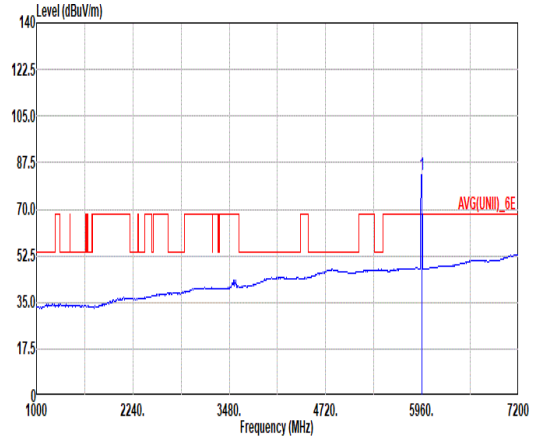 Site : 03CH12-HY Condition: AVG(UNII)_6E 3m 9120D-02114-240711 HORIZONTAL : RBW:1000.000kHz VBW:1.000kHz SWT:Auto Freq Level Limit Line Margin Read Level Ant Factor Cable Loss Preamp Factor Aux Factor APos TPos Remark MHz dBuV/m dBuV/m dB dBuV dB/m dB dB dB cm deg 1 5955.00 83.07 ------ ------ 70.74 34.29 11.66 33.62 0.00 400 182 AVERAGE

Mode	22	
	Band Edge	
	U-NII-5_5.945~6.425_802.11ax HE20_CH1_Partial 106/53_5955MHz	
ANT	4+3	
Pol.	Vertical	Fundamental
Peak	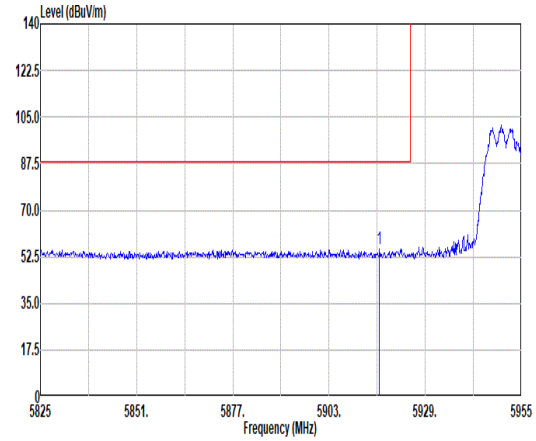 Site : 03CH12-HY Condition: PEAK_BE(UNII)_6E 3m 9120D-02114-240711 VERTICAL : RBW:1000.000kHz VBW:3000.000kHz SWT:Auto Freq Level Limit Line Margin Read Level Ant Factor Cable Loss Preamp Factor Aux Factor APos TPos Remark MHz dBuV/m dBuV/m dB dBuV dB/m dB dB dB cm deg 1 5916.65 55.35 88.20 -32.85 43.10 34.30 11.54 33.59 0.00 274 6 PEAK	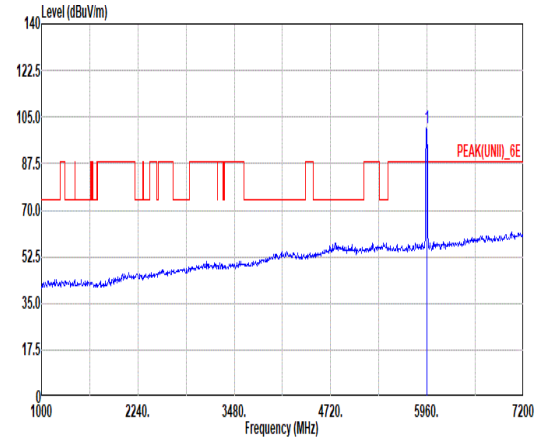 Site : 03CH12-HY Condition: PEAK(UNII)_6E 3m 9120D-02114-240711 VERTICAL : RBW:1000.000kHz VBW:3000.000kHz SWT:Auto Freq Level Limit Line Margin Read Level Ant Factor Cable Loss Preamp Factor Aux Factor APos TPos Remark MHz dBuV/m dBuV/m dB dBuV dB/m dB dB dB cm deg 1 5955.00 101.15 ------ ------ 88.83 34.30 11.64 33.62 0.00 274 6 PEAK
Avg	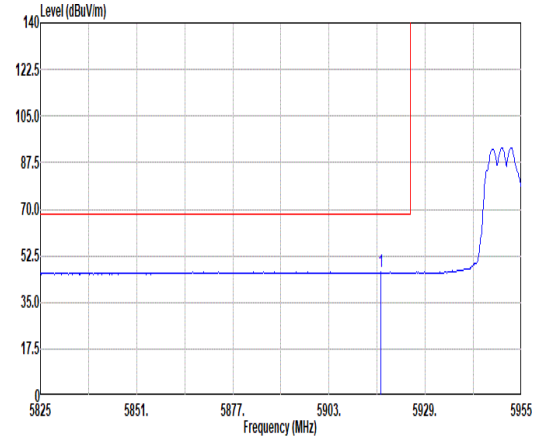 Site : 03CH12-HY Condition: AVG_BE(UNII)_6E 3m 9120D-02114-240711 VERTICAL : RBW:1000.000kHz VBW:1.000kHz SWT:Auto Freq Level Limit Line Margin Read Level Ant Factor Cable Loss Preamp Factor Aux Factor APos TPos Remark MHz dBuV/m dBuV/m dB dBuV dB/m dB dB dB cm deg 1 5916.91 46.35 68.20 -21.85 34.10 34.30 11.54 33.59 0.00 274 6 AVERAGE	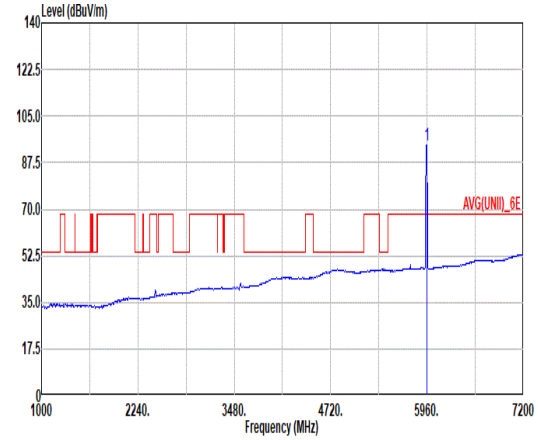 Site : 03CH12-HY Condition: AVG(UNII)_6E 3m 9120D-02114-240711 VERTICAL : RBW:1000.000kHz VBW:1.000kHz SWT:Auto Freq Level Limit Line Margin Read Level Ant Factor Cable Loss Preamp Factor Aux Factor APos TPos Remark MHz dBuV/m dBuV/m dB dBuV dB/m dB dB dB cm deg 1 5955.00 94.04 ------ ------ 81.71 34.29 11.66 33.62 0.00 274 6 AVERAGE

Mode	23	
	Band Edge	
	U-NII-8_6.875-7.125_802.11ax HE20_CH229_Partial 26/8_7095MHz	
ANT	4+3	
Pol.	Horizontal	Fundamental
Peak	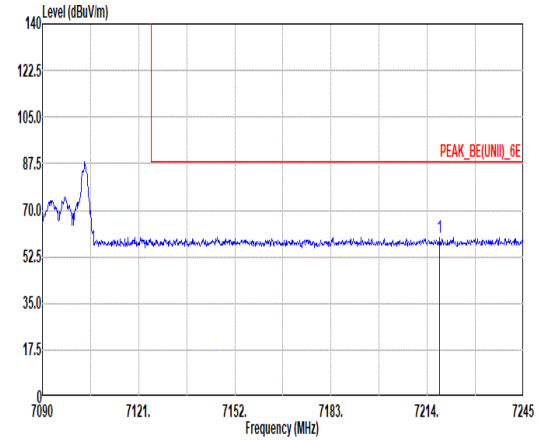 Site : 03CH12-HY Condition: PEAK_BE(UNII)_6E 3m 9120D-02114-240711 HORIZONTAL : RBW:1000.000kHz VBW:3000.000kHz SWT:Auto Freq Level Limit Line Margin Read Level Ant Factor Cable Loss Preamp Factor Aux Factor APos TPos Remark MHz dBuV/m dBuV/m dB dBuV dB/m dB dB dB cm deg 1 7217.88 59.79 88.20 -28.41 43.57 37.07 13.08 33.93 0.00 300 200 PEAK	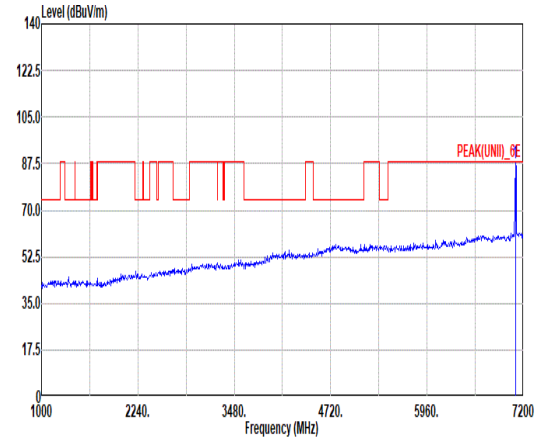 Site : 03CH12-HY Condition: PEAK(UNII)_6E 3m 9120D-02114-240711 HORIZONTAL : RBW:1000.000kHz VBW:3000.000kHz SWT:Auto Freq Level Limit Line Margin Read Level Ant Factor Cable Loss Preamp Factor Aux Factor APos TPos Remark MHz dBuV/m dBuV/m dB dBuV dB/m dB dB dB cm deg 1 7095.00 87.62 ------ ------ 71.89 36.60 13.02 33.89 0.00 300 200 PEAK
Avg	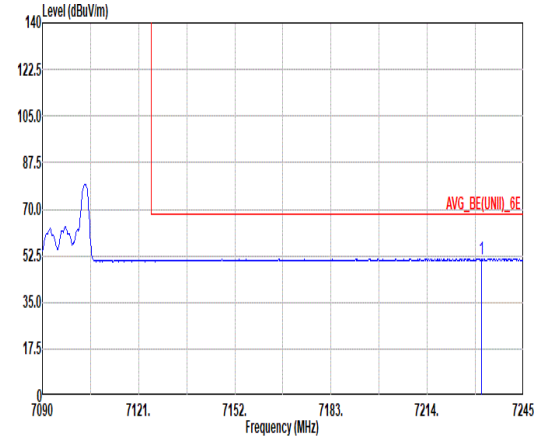 Site : 03CH12-HY Condition: AVG_BE(UNII)_6E 3m 9120D-02114-240711 HORIZONTAL : RBW:1000.000kHz VBW:1.000kHz SWT:Auto Freq Level Limit Line Margin Read Level Ant Factor Cable Loss Preamp Factor Aux Factor APos TPos Remark MHz dBuV/m dBuV/m dB dBuV dB/m dB dB dB cm deg 1 7231.52 51.39 68.20 -16.81 35.07 37.13 13.12 33.93 0.00 300 200 AVERAGE	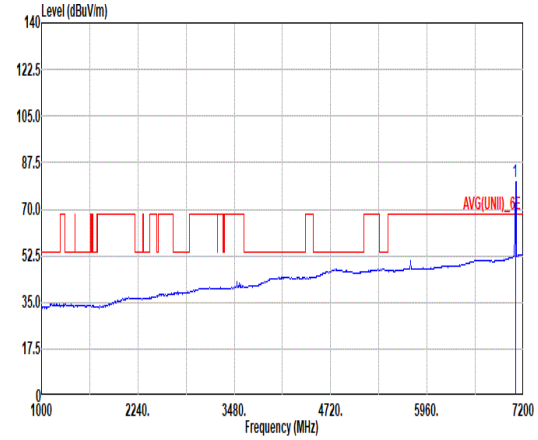 Site : 03CH12-HY Condition: AVG(UNII)_6E 3m 9120D-02114-240711 HORIZONTAL : RBW:1000.000kHz VBW:1.000kHz SWT:Auto Freq Level Limit Line Margin Read Level Ant Factor Cable Loss Preamp Factor Aux Factor APos TPos Remark MHz dBuV/m dBuV/m dB dBuV dB/m dB dB dB cm deg 1 7095.00 80.52 ------ ------ 64.79 36.60 13.02 33.89 0.00 300 200 AVERAGE

Mode	23	
	Band Edge	
	U-NII-8_6.875-7.125_802.11ax HE20_CH229_Partial 26/8_7095MHz	
ANT	4+3	
Pol.	Vertical	Fundamental
Peak	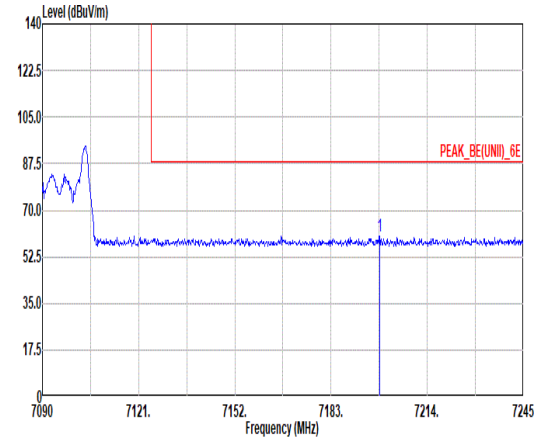 Site : 03CH12-HY Condition: PEAK_BE(UNII)_6E 3m 9120D-02114-240711 VERTICAL : RBW:1000.000kHz VBW:3000.000kHz SWT:Auto Freq Level Limit Line Margin Read Level Ant Factor Cable Loss Preamp Factor Aux Factor APos TPos Remark MHz dBuV/m dBuV/m dB dBuV dB/m dB dB dB cm deg 1 7198.66 60.21 88.20 -27.99 44.11 36.99 13.03 33.92 0.00 182 41 PEAK	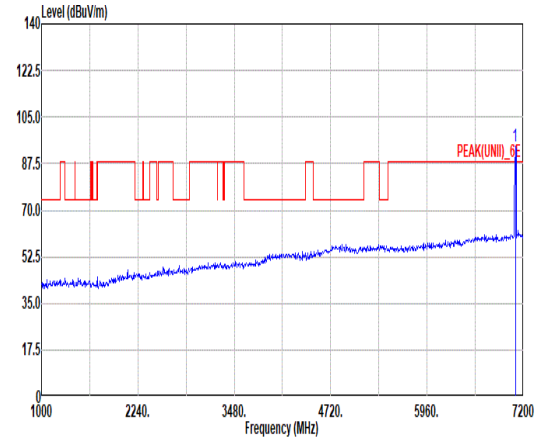 Site : 03CH12-HY Condition: PEAK(UNII)_6E 3m 9120D-02114-240711 VERTICAL : RBW:1000.000kHz VBW:3000.000kHz SWT:Auto Freq Level Limit Line Margin Read Level Ant Factor Cable Loss Preamp Factor Aux Factor APos TPos Remark MHz dBuV/m dBuV/m dB dBuV dB/m dB dB dB cm deg 1 7095.00 93.80 ------ ------ 78.07 36.60 13.02 33.89 0.00 182 41 PEAK
Avg	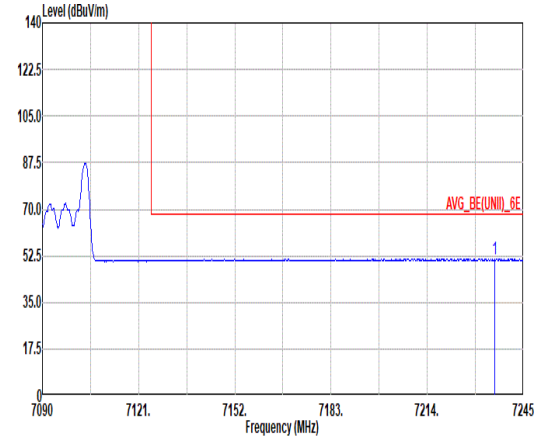 Site : 03CH12-HY Condition: AVG_BE(UNII)_6E 3m 9120D-02114-240711 VERTICAL : RBW:1000.000kHz VBW:1.000kHz SWT:Auto Freq Level Limit Line Margin Read Level Ant Factor Cable Loss Preamp Factor Aux Factor APos TPos Remark MHz dBuV/m dBuV/m dB dBuV dB/m dB dB dB cm deg 1 7235.70 51.31 68.20 -16.89 34.98 37.14 13.13 33.94 0.00 182 41 AVERAGE	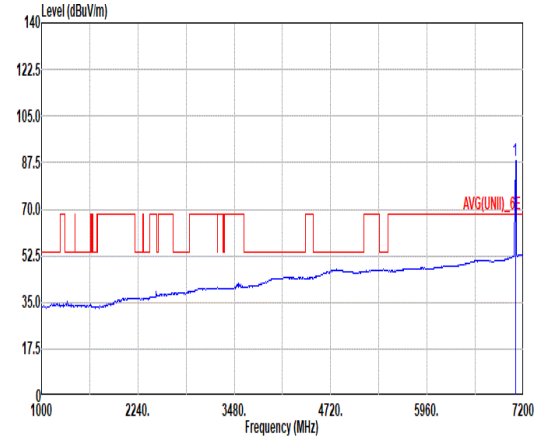 Site : 03CH12-HY Condition: AVG(UNII)_6E 3m 9120D-02114-240711 VERTICAL : RBW:1000.000kHz VBW:1.000kHz SWT:Auto Freq Level Limit Line Margin Read Level Ant Factor Cable Loss Preamp Factor Aux Factor APos TPos Remark MHz dBuV/m dBuV/m dB dBuV dB/m dB dB dB cm deg 1 7095.00 88.08 ------ ------ 72.35 36.60 13.02 33.89 0.00 182 41 AVERAGE

Mode	24	
	Band Edge	
	U-NII-8_6.875-7.125_802.11ax HE20_CH229_Partial 52/40_7095MHz	
ANT	4+3	
Pol.	Horizontal	Fundamental
Peak	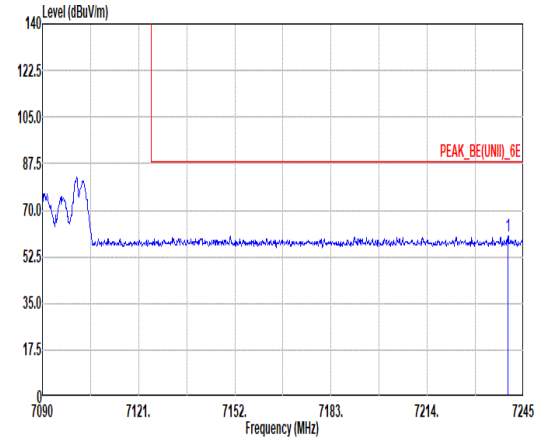 Site : 03CH12-HY Condition: PEAK_BE(UNII)_6E 3m 9120D-02114-240711 HORIZONTAL : RBW:1000.000kHz VBW:3000.000kHz SWT:Auto Freq Level Limit Line Margin Read Level Ant Factor Cable Loss Preamp Factor Aux Factor APos TPos Remark MHz dBuV/m dBuV/m dB dBuV dB/m dB dB dB cm deg 1 7240.04 60.39 88.20 -27.81 44.03 37.16 13.14 33.94 0.00 300 170 PEAK	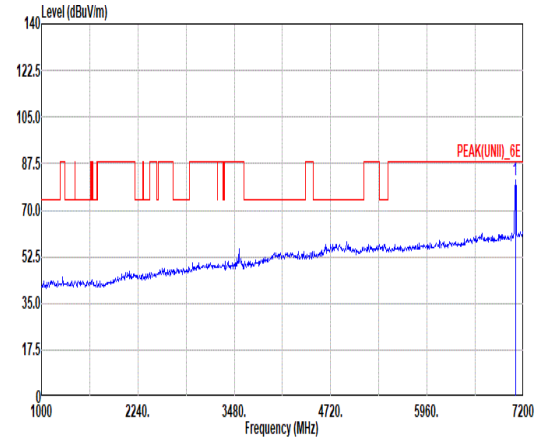 Site : 03CH12-HY Condition: PEAK(UNII)_6E 3m 9120D-02114-240711 HORIZONTAL : RBW:1000.000kHz VBW:3000.000kHz SWT:Auto Freq Level Limit Line Margin Read Level Ant Factor Cable Loss Preamp Factor Aux Factor APos TPos Remark MHz dBuV/m dBuV/m dB dBuV dB/m dB dB dB cm deg 1 7095.00 81.19 ------ ------ 65.46 36.60 13.02 33.89 0.00 300 170 PEAK
Avg	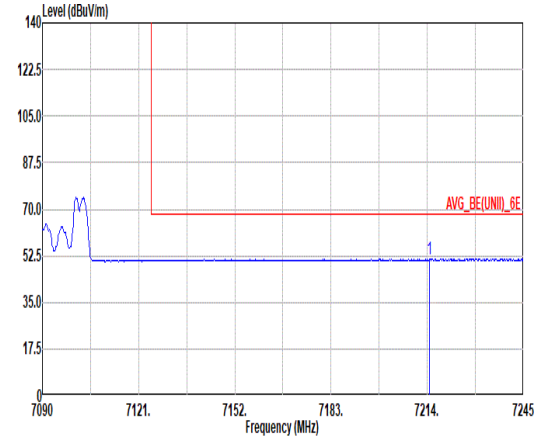 Site : 03CH12-HY Condition: AVG_BE(UNII)_6E 3m 9120D-02114-240711 HORIZONTAL : RBW:1000.000kHz VBW:1.000kHz SWT:Auto Freq Level Limit Line Margin Read Level Ant Factor Cable Loss Preamp Factor Aux Factor APos TPos Remark MHz dBuV/m dBuV/m dB dBuV dB/m dB dB dB cm deg 1 7214.62 51.29 68.20 -16.91 35.09 37.06 13.07 33.93 0.00 300 170 AVERAGE	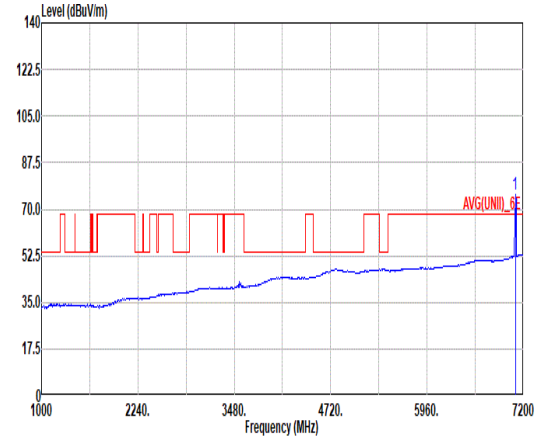 Site : 03CH12-HY Condition: AVG(UNII)_6E 3m 9120D-02114-240711 HORIZONTAL : RBW:1000.000kHz VBW:1.000kHz SWT:Auto Freq Level Limit Line Margin Read Level Ant Factor Cable Loss Preamp Factor Aux Factor APos TPos Remark MHz dBuV/m dBuV/m dB dBuV dB/m dB dB dB cm deg 1 7095.00 75.39 ------ ------ 59.66 36.60 13.02 33.89 0.00 300 170 AVERAGE

Mode	24	
	Band Edge	
	U-NII-8_6.875-7.125_802.11ax HE20_CH229_Partial 52/40_7095MHz	
ANT	4+3	
Pol.	Vertical	Fundamental
Peak	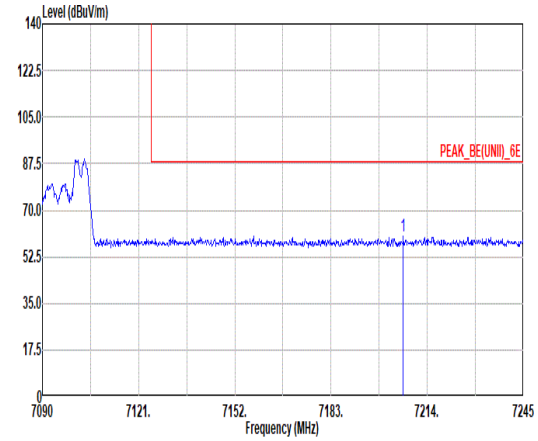 Site : 03CH12-HY Condition: PEAK_BE(UNII)_6E 3m 9120D-02114-240711 VERTICAL : RBW:1000.000kHz VBW:3000.000kHz SWT:Auto Freq Level Limit Line Margin Read Level Ant Factor Cable Loss Preamp Factor Aux Factor APos TPos Remark MHz dBuV/m dBuV/m dB dBuV dB/m dB dB dB cm deg 1 7206.25 60.19 88.20 -28.01 44.04 37.03 13.05 33.93 0.00 231 360 PEAK	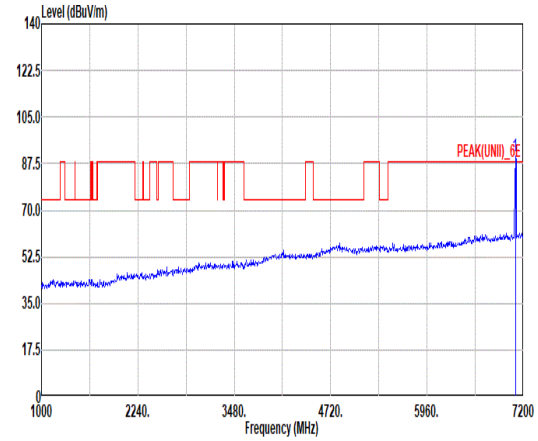 Site : 03CH12-HY Condition: PEAK(UNII)_6E 3m 9120D-02114-240711 VERTICAL : RBW:1000.000kHz VBW:3000.000kHz SWT:Auto Freq Level Limit Line Margin Read Level Ant Factor Cable Loss Preamp Factor Aux Factor APos TPos Remark MHz dBuV/m dBuV/m dB dBuV dB/m dB dB dB cm deg 1 7095.00 90.08 ------ ------ 74.35 36.60 13.02 33.89 0.00 231 360 PEAK
Avg	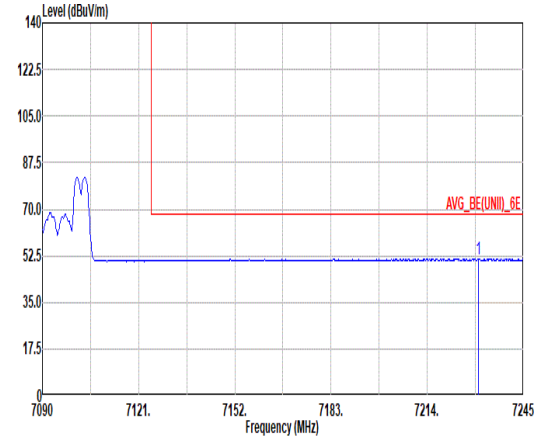 Site : 03CH12-HY Condition: AVG_BE(UNII)_6E 3m 9120D-02114-240711 VERTICAL : RBW:1000.000kHz VBW:1.000kHz SWT:Auto Freq Level Limit Line Margin Read Level Ant Factor Cable Loss Preamp Factor Aux Factor APos TPos Remark MHz dBuV/m dBuV/m dB dBuV dB/m dB dB dB cm deg 1 7230.59 51.33 68.20 -16.87 35.02 37.12 13.12 33.93 0.00 231 360 AVERAGE	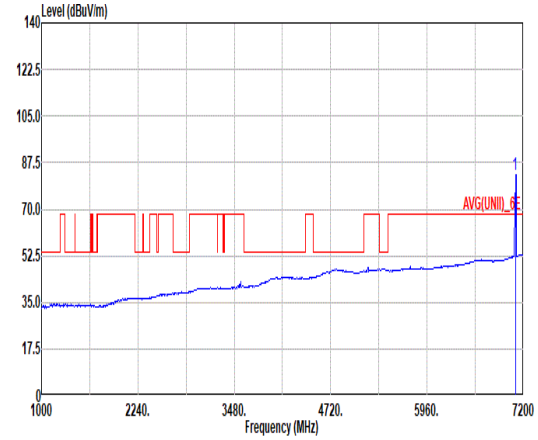 Site : 03CH12-HY Condition: AVG(UNII)_6E 3m 9120D-02114-240711 VERTICAL : RBW:1000.000kHz VBW:1.000kHz SWT:Auto Freq Level Limit Line Margin Read Level Ant Factor Cable Loss Preamp Factor Aux Factor APos TPos Remark MHz dBuV/m dBuV/m dB dBuV dB/m dB dB dB cm deg 1 7095.00 83.04 ------ ------ 67.31 36.60 13.02 33.89 0.00 231 360 AVERAGE

Mode	25	
	Band Edge	
	U-NII-8_6.875-7.125_802.11ax HE20_CH229_Partial 106/54_7095MHz	
ANT	4+3	
Pol.	Horizontal	Fundamental
Peak	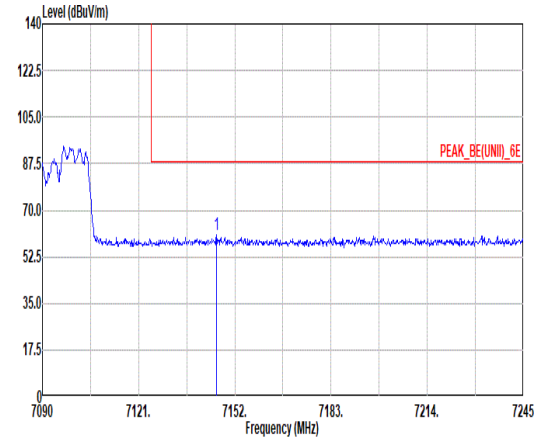 Site : 03CH12-HY Condition: PEAK_BE(UNII)_6E 3m 9120D-02114-240711 HORIZONTAL : RBW:1000.000kHz VBW:3000.000kHz SWT:Auto Freq Level Limit Line Margin Read Level Ant Factor Cable Loss Preamp Factor Aux Factor APos TPos Remark MHz dBuV/m dBuV/m dB dBuV dB/m dB dB dB cm deg 1 7146.11 60.70 88.20 -27.50 44.81 36.78 13.02 33.91 0.00 200 136 PEAK	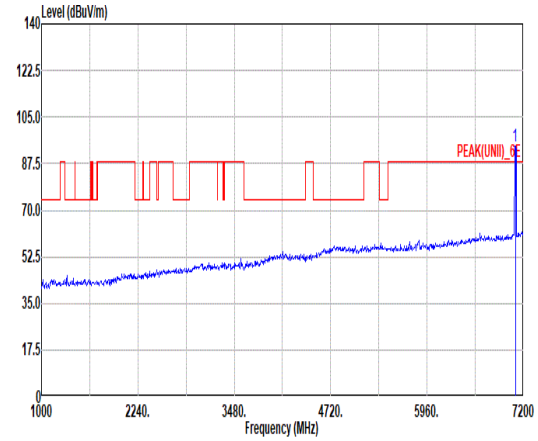 Site : 03CH12-HY Condition: PEAK(UNII)_6E 3m 9120D-02114-240711 HORIZONTAL : RBW:1000.000kHz VBW:3000.000kHz SWT:Auto Freq Level Limit Line Margin Read Level Ant Factor Cable Loss Preamp Factor Aux Factor APos TPos Remark MHz dBuV/m dBuV/m dB dBuV dB/m dB dB dB cm deg 1 7095.00 94.18 ------ ------ 78.45 36.60 13.02 33.89 0.00 200 136 PEAK
Avg	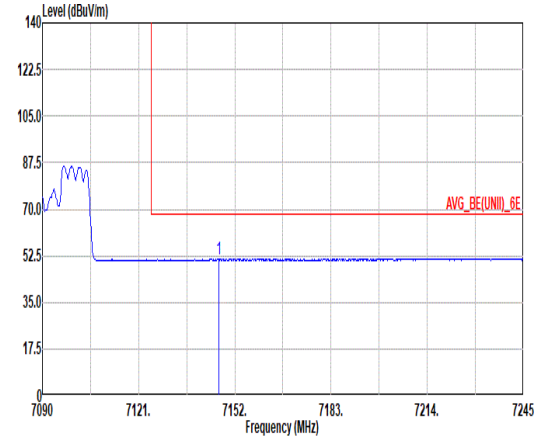 Site : 03CH12-HY Condition: AVG_BE(UNII)_6E 3m 9120D-02114-240711 HORIZONTAL : RBW:1000.000kHz VBW:1.000kHz SWT:Auto Freq Level Limit Line Margin Read Level Ant Factor Cable Loss Preamp Factor Aux Factor APos TPos Remark MHz dBuV/m dBuV/m dB dBuV dB/m dB dB dB cm deg 1 7146.73 51.49 68.20 -16.71 35.59 36.79 13.02 33.91 0.00 200 136 AVERAGE	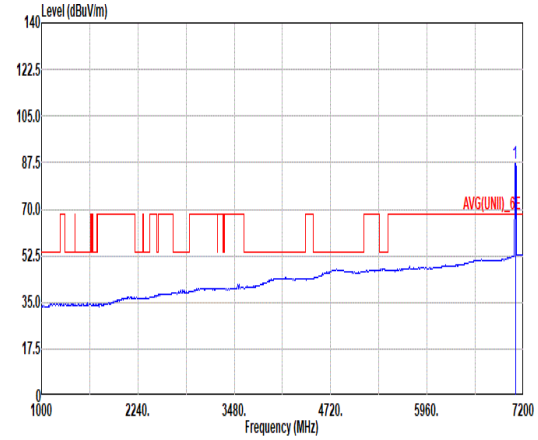 Site : 03CH12-HY Condition: AVG(UNII)_6E 3m 9120D-02114-240711 HORIZONTAL : RBW:1000.000kHz VBW:1.000kHz SWT:Auto Freq Level Limit Line Margin Read Level Ant Factor Cable Loss Preamp Factor Aux Factor APos TPos Remark MHz dBuV/m dBuV/m dB dBuV dB/m dB dB dB cm deg 1 7095.00 87.39 ------ ------ 71.66 36.60 13.02 33.89 0.00 200 136 AVERAGE

Mode	25	
	Band Edge	
	U-NII-8_6.875-7.125_802.11ax HE20_CH229_Partial 106/54_7095MHz	
ANT	4+3	
Pol.	Vertical	Fundamental
Peak	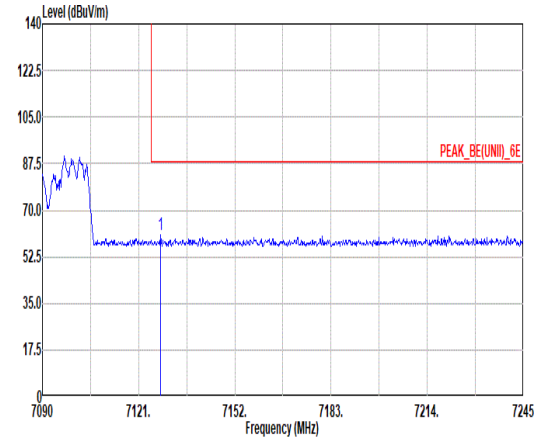 Site : 03CH12-HY Condition: PEAK_BE(UNII)_6E 3m 9120D-02114-240711 VERTICAL : RBW:1000.000kHz VBW:3000.000kHz SWT:Auto Freq Level Limit Line Margin Read Level Ant Factor Cable Loss Preamp Factor Aux Factor APos TPos Remark MHz dBuV/m dBuV/m dB dBuV dB/m dB dB dB cm deg 1 7128.13 60.73 88.20 -27.47 44.90 36.71 13.02 33.90 0.00 200 284 PEAK	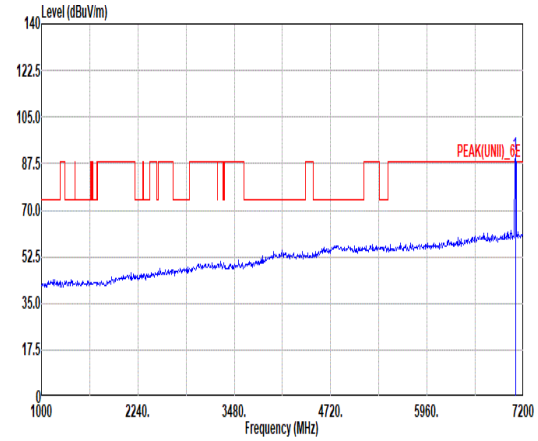 Site : 03CH12-HY Condition: PEAK(UNII)_6E 3m 9120D-02114-240711 VERTICAL : RBW:1000.000kHz VBW:3000.000kHz SWT:Auto Freq Level Limit Line Margin Read Level Ant Factor Cable Loss Preamp Factor Aux Factor APos TPos Remark MHz dBuV/m dBuV/m dB dBuV dB/m dB dB dB cm deg 1 7095.00 90.97 ------ ------ 75.24 36.60 13.02 33.89 0.00 200 284 PEAK
Avg	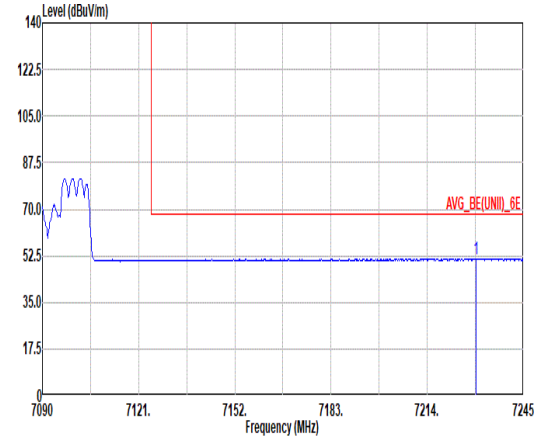 Site : 03CH12-HY Condition: AVG_BE(UNII)_6E 3m 9120D-02114-240711 VERTICAL : RBW:1000.000kHz VBW:1.000kHz SWT:Auto Freq Level Limit Line Margin Read Level Ant Factor Cable Loss Preamp Factor Aux Factor APos TPos Remark MHz dBuV/m dBuV/m dB dBuV dB/m dB dB dB cm deg 1 7229.81 51.44 68.20 -16.76 35.14 37.12 13.11 33.93 0.00 200 284 AVERAGE	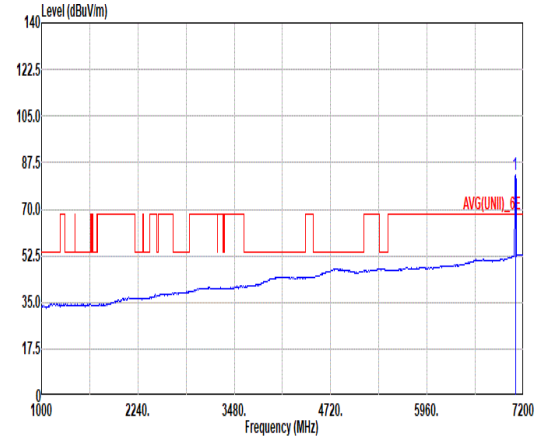 Site : 03CH12-HY Condition: AVG(UNII)_6E 3m 9120D-02114-240711 VERTICAL : RBW:1000.000kHz VBW:1.000kHz SWT:Auto Freq Level Limit Line Margin Read Level Ant Factor Cable Loss Preamp Factor Aux Factor APos TPos Remark MHz dBuV/m dBuV/m dB dBuV dB/m dB dB dB cm deg 1 7095.00 82.80 ------ ------ 67.07 36.60 13.02 33.89 0.00 200 284 AVERAGE

Appendix D. Duty Cycle Plots

<For Radiated Spurious Emission test>

Antenna	Band	Duty Cycle(%)	T(us)	1/T(kHz)	VBW Setting
4+3	6GHz 802.11a	93.44	1425	0.70	1kHz
4+3	6GHz 802.11ax HE20 Full RU	91.19	1035	0.97	1kHz
4+3	6GHz 802.11ax HE20 26 RU	97.88	1617	0.62	1kHz
4+3	6GHz 802.11ax HE20 52 RU	97.98	1458	0.69	1kHz
4+3	6GHz 802.11ax HE20 106 RU	97.60	1302	0.77	1kHz
4+3	6GHz 802.11ax HE40 Full RU	90.99	1010	0.99	1kHz
4+3	6GHz 802.11ax HE80 Full RU	86.39	730	1.37	3kHz

MIMO <Ant. 4+3>

802.11a	6GHz 802.11ax HE20 Full RU
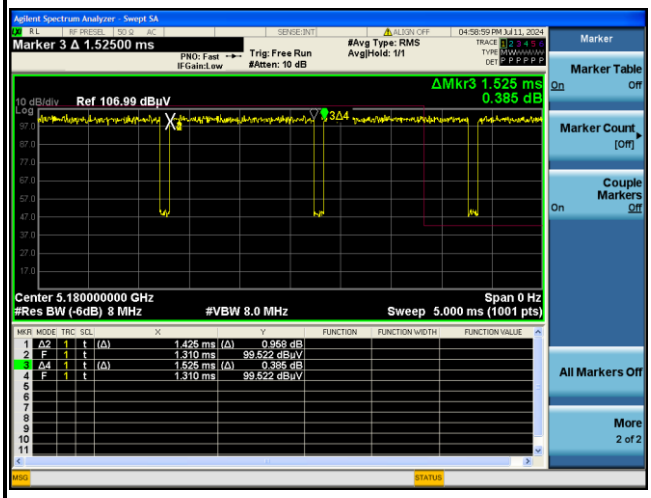	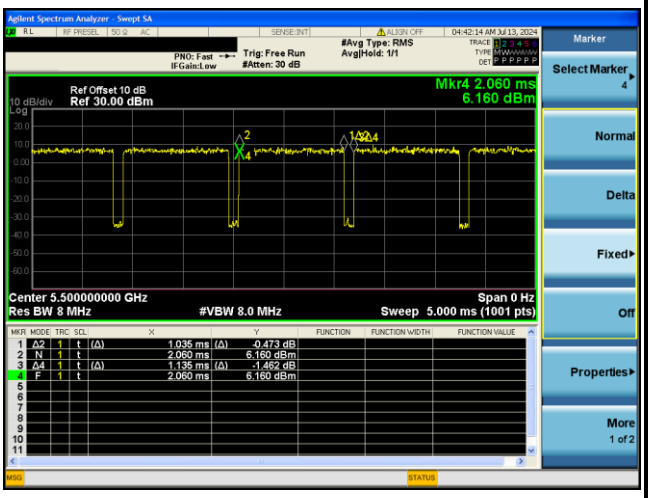

6GHz 802.11ax HE20 26 RU

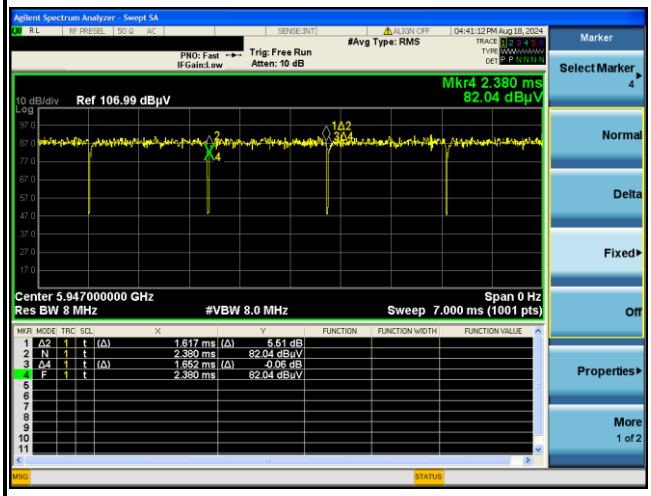

6GHz 802.11ax HE20 52 RU

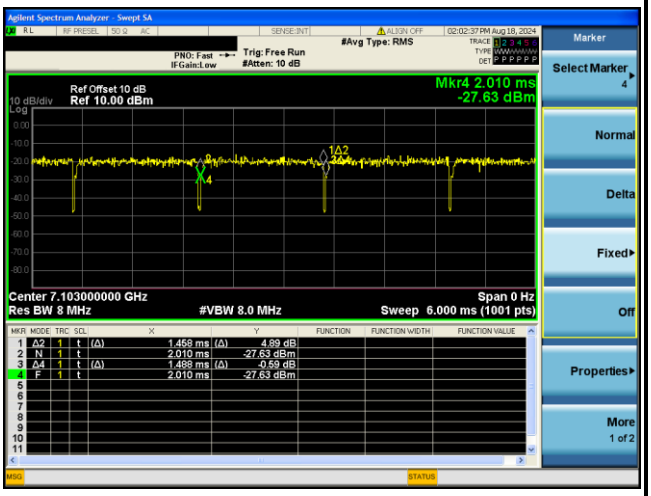

6GHz 802.11ax HE20 106 RU

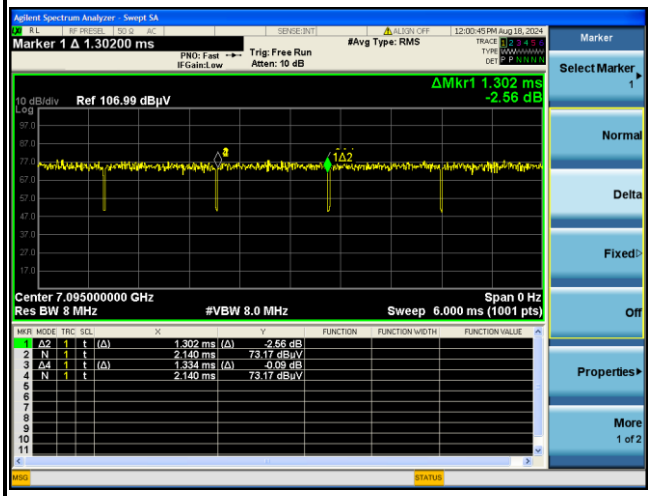

6GHz 802.11ax HE40 Full RU

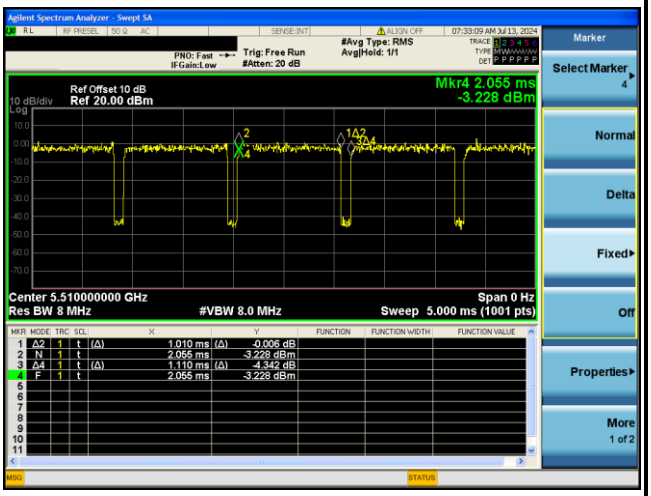

6GHz 802.11ax HE80 Full RU

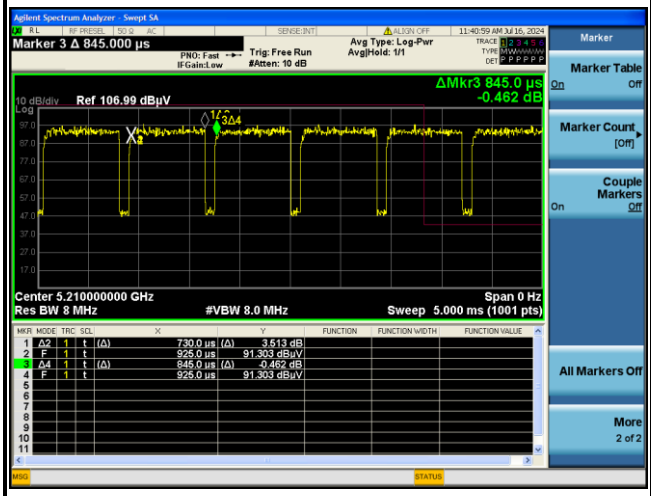

<For Conducted test>

Antenna	Band	Duty Cycle(%)	T(us)	Duty Factor(dB)
4+3	802.11a for Ant 4	93.72	1432	0.28
4+3	802.11a for Ant 3	93.46	1430	0.29
4+3	6GHz 802.11ax HE20 Full RU for Ant 4	91.27	1045	0.40
4+3	6GHz 802.11ax HE20 Full RU for Ant 3	91.27	1045	0.40
4+3	6GHz 802.11ax HE20 26 RU for Ant 4	89.47	850	0.48
4+3	6GHz 802.11ax HE20 26 RU for Ant 3	89.47	850	0.48
4+3	6GHz 802.11ax HE20 52 RU for Ant 4	88.57	775	0.53
4+3	6GHz 802.11ax HE20 52 RU for Ant 3	88.57	775	0.53
4+3	6GHz 802.11ax HE20 106 RU for Ant 4	87.42	695	0.58
4+3	6GHz 802.11ax HE20 106 RU for Ant 3	87.34	690	0.59
4+3	6GHz 802.11ax HE40 Full RU for Ant 4	91.11	1025	0.40
4+3	6GHz 802.11ax HE40 Full RU for Ant 3	91.15	1030	0.40
4+3	6GHz 802.11ax HE80 Full RU for Ant 4	88.24	750	0.54
4+3	6GHz 802.11ax HE80 Full RU for Ant 3	88.24	750	0.54

MIMO <Ant. 4>

802.11a

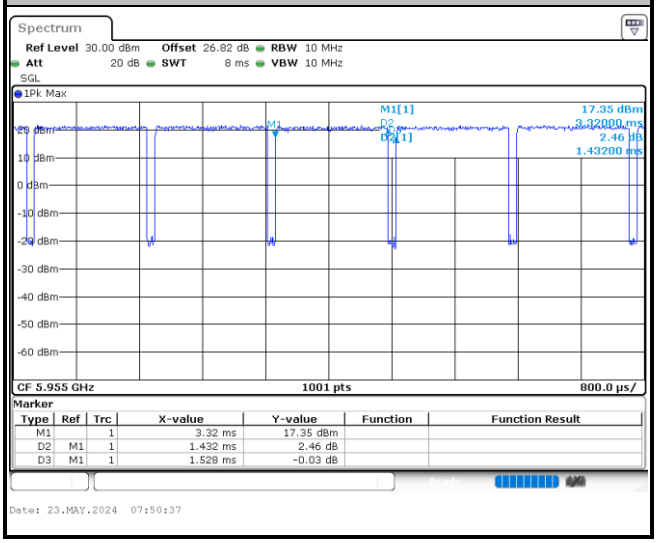

———THE END———

Appendix E. Spot Check Evaluation on GTF7P, G3Y12

Conducted power test and radiated spurious emission test configurations were selected from the worst cases identified in the reference model and tested to demonstrate the test data from reference model remains representative for the variant model.

The deviation between the spot check and the referenced values is within 3dB, therefore data referencing is justified according to the guidance in the ECR inquiry

Test Item	Mode	A4RGXQ96 Reference Worst Result	A4RGTF7P Variant Check Result	Difference (dB)
Conducted Power (dBm)	WWAN GPRS 850 Class 8 CH128	32.60	32.32	0.28
	WWAN GPRS 1900 Class 8 CH512	29.28	29.21	0.07
	WWAN WCDMA Band V RMC 12.2K CH4182	24.77	24.62	0.15
	WWAN LTE Band 5 10MHz 1RB0 QPSK Mid	24.72	24.71	0.01
	WWAN LTE Band 7 20MHz 1RB0 QPSK Mid	24.45	24.33	0.12
	WWAN LTE Band 12 10MHz 1RB0 QPSK Mid	24.66	24.66	0.00
	WWAN LTE Band 26 (90S) 5MHz 1RB0 QPSK High	24.70	24.65	0.05
	WWAN LTE Band 41 HPUE 15MHz 1RB37 QPSK Mid	26.43	26.36	0.07
	WWAN NR n5 10MHz 1RB1 QPSK Low	25.18	25.02	0.16
	WWAN NR n7 25MHz 1RB1 QPSK High	24.83	24.58	0.25
	WWAN NR n12 15MHz 36RB18 BPSK Low	24.88	24.84	0.04
	WWAN NR n26 5MHz 1RB23 QPSK Low	25.19	24.92	0.27
	WWAN NR n41 HPUE 100MHz 1RB1 QPSK Low	27.15	26.96	0.19
	WWAN NR n77 HPUE 50MHz 1RB1 QPSK Low	27.20	26.93	0.27

Test Item	Mode	ANT	A4RGXQ96 Reference Worst Result	A4RGTF7P Variant Check Result	Difference (dB)
Conducted Power (dBm)	BT (BR 1Mbps CH39)	4	20.69	20.59	0.10
	BLE / BT EDR (BLE 2Mbps CH19)	4	20.20	20.16	0.04
	BLE CS GFSK_DTS (2Mbps CH38)	4	20.50	20.30	0.20
	BLE CS ASK_FHSS (2Mbps CH38)	4	20.29	20.12	0.17
	WiFi 2.4GHz (HE20 CH06 Full RU)	4+3	23.98	23.85	0.13
	WiFi 5GHz (11a CH169)	4+3	22.55	22.29	0.26
	WiFi 6GHz (11a CH049)	4+3	21.69	21.60	0.09

Test Item	Mode	ANT	A4RGXQ96 Reference Worst Result	A4RGTF7P Variant Check Result	Difference (dB)
Field Strength (dBuV/m)	NFC 13.56MHz	-	25.45	23.86	1.59
Radiated Spurious Emission (dBuV/m)	NFC 13.56MHz	-	-3.19	-3.27	0.08
Radiated Spurious Emission (dBm)	WWAN GSM 850 CH189	0	-18.90	-21.23	2.33
	WWAN GSM 1900 CH512	2	-20.77	-22.79	2.02
	WWAN WCDMA Band V CH4132	0	-41.92	-43.94	2.02
	WWAN LTE Band 26 10MHz 1RB0 QPSK High	0	-32.45	-32.71	0.26
	WWAN LTE Band 7 10MHz 1RB0 QPSK High	0	-21.91	-23.47	1.56
	WWAN LTE Band 12 10MHz 1RB0 QPSK Low	1	-32.20	-33.22	1.02
	WWAN LTE Band 26 (90S) 15MHz 1RB0 QPSK Mid	0	-20.42	-22.30	1.88
	WWAN LTE Band 41 HPUE 10MHz 1RB0 QPSK Low	0	-10.25	-11.23	0.98
	WWAN NR n26 20MHz 1RB1 BPSK High	1	-29.65	-31.05	1.40
	WWAN NR n7 20MHz 1RB1 BPSK Low	0	-21.64	-21.87	0.23
	WWAN NR n12 10MHz 1RB1 BPSK Low	1	-35.23	-36.03	0.80
	WWAN NR n26 (90S) 15MHz 1RB1 BPSK Mid	1	-31.65	-33.29	1.64
	WWAN NR n41 20MHz 1RB1 BPSK Mid	2	-12.22	-14.37	2.15
	WWAN NR n77 HPUE (27Q) 20MHz 1RB1 BPSK Low	6	-20.74	-22.69	1.95
		2	-37.09	-39.98	2.89

Test Item	Mode	ANT	A4RGXQ96 Reference Worst Result	A4RGTF7P Variant Check Result	Difference (dB)
Radiated Spurious Emission (dBuV/m)	BT (BR 1Mbps CH78)	4	-16.58	-19.44	2.86
	BLE / BT EDR (BLE 1Mbps CH39)	4	-4.11	-6.08	1.97
	BLE CS GFSK_DTS (2Mbps CH76)	3	-1.95	-2.16	0.21
	BLE CS ASK_FHSS (2Mbps CH76)	3	-10.53	-11.69	1.16
	WiFi 2.4GHz (HE20 CH12 Full RU)	4+3	-1.58	-2.78	1.20
	WiFi 5GHz (HE20 CH136 Full RU)	4+3	-1.52	-2.24	0.72
	WiFi 6GHz (11a CH001)	4+3	-1.89	-2.39	0.50

Note: BLE CS means BLE Channel Sounding.

FCC ID: A4RGTF7P CBP spot check for worst band UNII-8								
Band	Channel Freq. (MHz)	Channel BW (MHz)	Incumbent freq. (MHz)	Injected AWGN Level (dBm)	Detection Rate (%)	Regulated Threshold level (dBm)	Adjusted Power (dBm)	Margin (dB)
UNII Band 8	7015	20	7015	-70.71	100	-62	-66.41	4.41
					Result: Stop Transmission			
				-75.71	< 90	-62	-71.41	9.41
					Result: Minimal Operation			
				-76.71	0	-62	-72.41	10.41
					Result: Normal Operation			
	7025	80	6990	-69.95	100	-62	-65.65	3.65
					Result: Stop Transmission			
				-72.95	< 90	-62	-68.65	6.65
					Result: Minimal Operation			
				-73.95	0	-62	-69.65	7.65
					Result: Normal Operation			
			7025	-66.81	100	-62	-62.51	0.51
					Result: Stop Transmission			
				-71.81	< 90	-62	-67.51	5.51
					Result: Minimal Operation			
				-72.81	0	-62	-68.51	6.51
					Result: Normal Operation			
			7060	-66.80	100	-62	-62.50	0.50
					Result: Stop Transmission			
				-70.80	< 90	-62	-66.50	4.50
					Result: Minimal Operation			
				-71.80	0	-62	-67.50	5.50
					Result: Normal Operation			

Note 1: Adjusted Power = Injected AWGN Level - minimum antenna gain (-4.3 dBi).

Note 2: The antenna gain has included the path loss between RF connector and antenna.

Note 3: Margin = Regulated Threshold level - Adjusted Power.

CBP verify with frequency domain plots

The device does not support channel puncturing with regards to Contention Based Protocol.

The entire bandwidth 80MHz stops transmission after the incumbent signal appears.

Otherwise, the entire 80MHz bandwidth is reduced to 20MHz or 40MHz.

Before incumbent injected on 80MHz channel	After 10MHz incumbent injected on center of channel, the entire 80MHz bandwidth stops transmission.
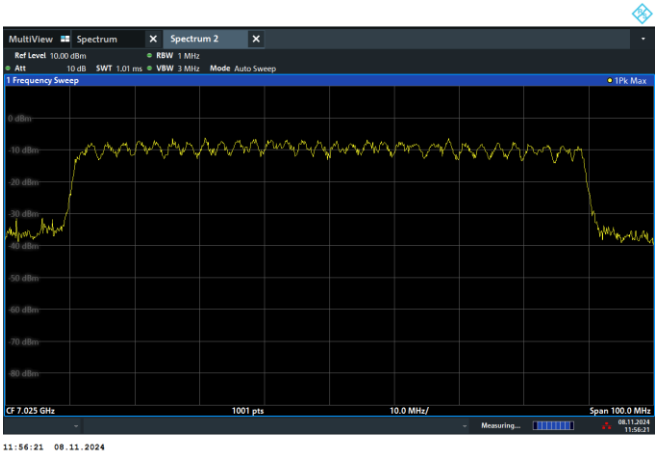	
After 10MHz incumbent injected on bottom of channel, the entire 80MHz bandwidth stops transmission.	After 10MHz incumbent injected on top of channel, the the entire 80MHz bandwidth stops transmission.
	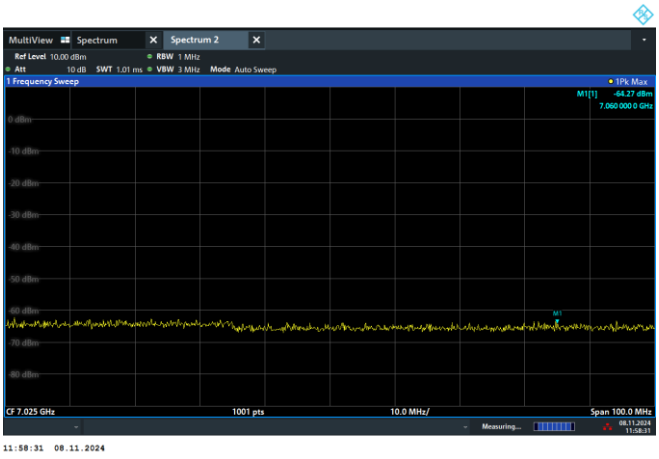

Contention Based Protocol Result Plots on U-NII 8 (AWGN Interference)	
802.11ax (HE20) / 7015MHz Threshold Level (TL) = -70.71dBm	802.11ax (HE20) / CH213 Test result is pass due to no transmission occur.
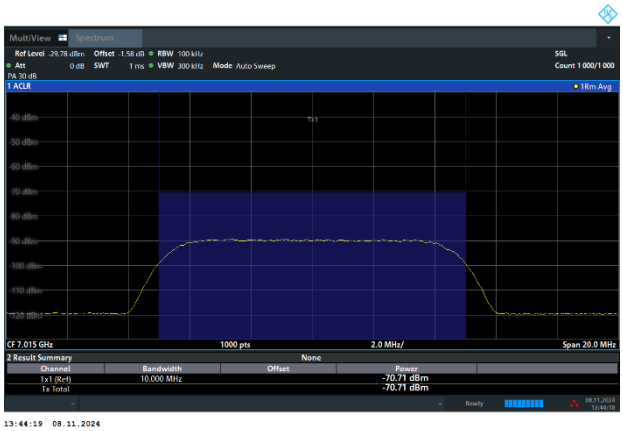	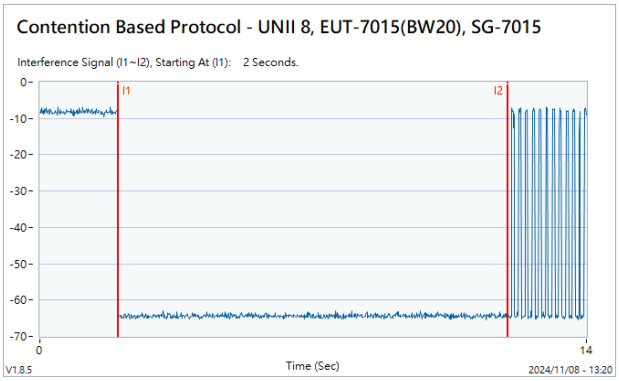 [CBP7015]
802.11ax (HE20) / 7015MHz Threshold Level (TL) = -71.70dBm	802.11ax (HE20) / CH213 Transmit when the interferer is 1dB lower.
	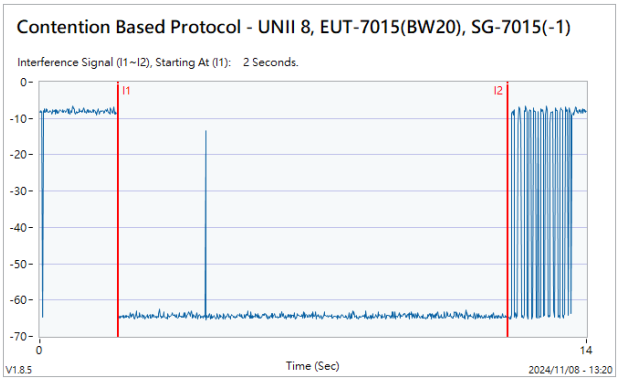 [CBP7015_1]

Contention Based Protocol Result Plots on U-NII 8 (AWGN Interference)	
802.11ax (HE80) / 6990MHz (Lower edge) Threshold Level (TL) = -69.95dBm	802.11ax (HE80) / CH215 (Lower edge) Test result is pass due to no transmission occur.
 	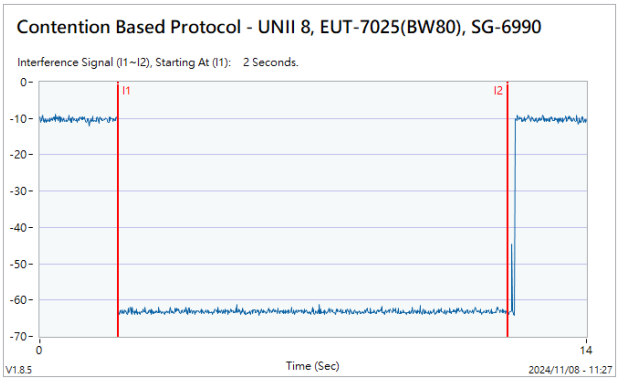 [CBP6990]
802.11ax (HE80) / 6990MHz (Lower edge) Threshold Level (TL) = -71.03dBm	802.11ax (HE80) / CH215 (Lower edge) Transmit when the interferer is 1dB lower.
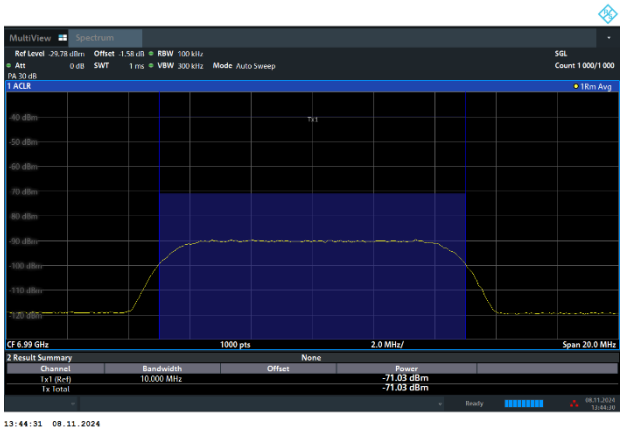 	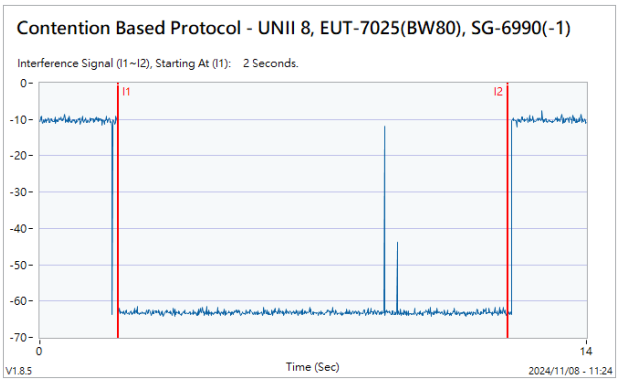 [CBP6990_1]

Contention Based Protocol Result Plots on U-NII 8 (AWGN Interference)	
802.11ax (HE80) / 7025MHz (Middle) Threshold Level (TL) = -66.81dBm	802.11ax (HE80) / CH215 (Middle) Test result is pass due to no transmission occur.
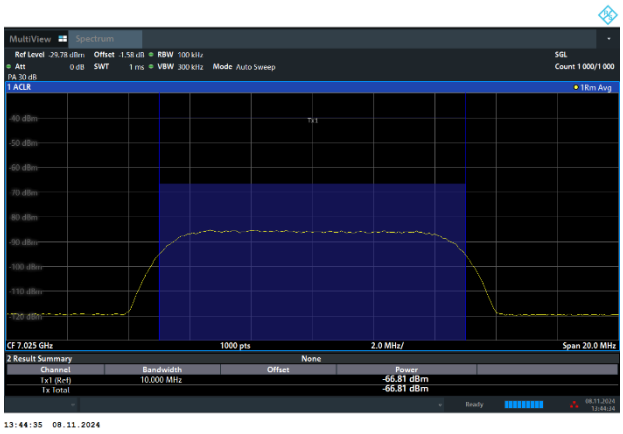	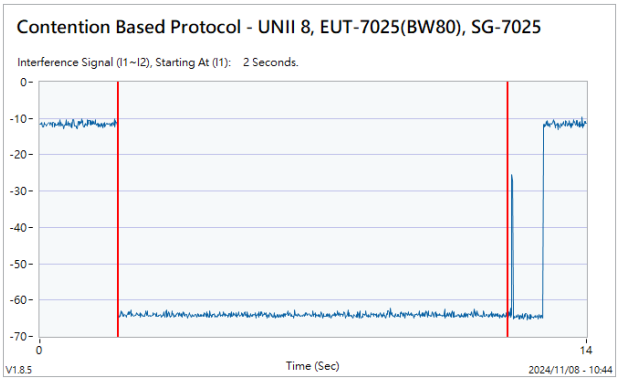 [CBP7025]
802.11ax (HE80) / 7025MHz (Middle) Threshold Level (TL) = -67.80dBm	802.11ax (HE80) / CH215 (Middle) Transmit when the interferer is 1dB lower.
	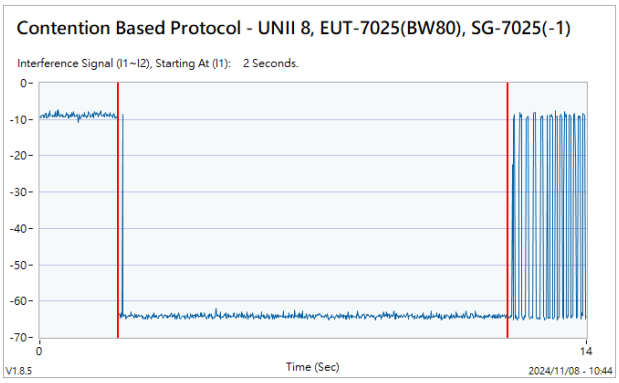 [CBP7025_1]

Contention Based Protocol Result Plots on U-NII 8 (AWGN Interference)	
802.11ax (HE80) / 7060MHz (Upper edge) Threshold Level (TL) = -66.80dBm	802.11ax (HE80) / CH215 (Upper edge) Test result is pass due to no transmission occur.
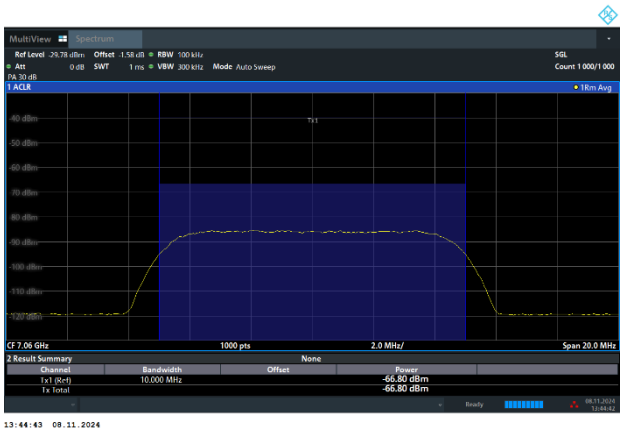	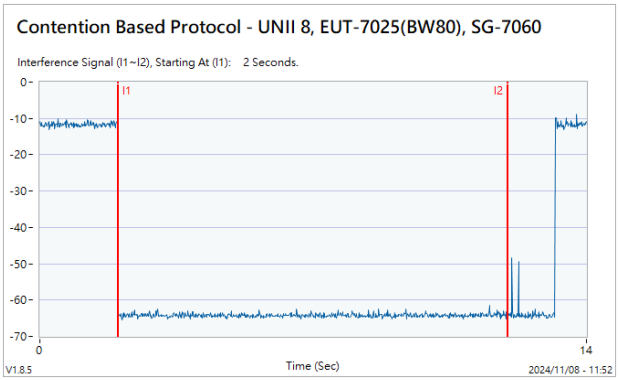 [CBP7060]
802.11ax (HE80) / 7060MHz (Upper edge) Threshold Level (TL) = -67.79dBm	802.11ax (HE80) / CH215 (Upper edge) Transmit when the interferer is 1dB lower.
	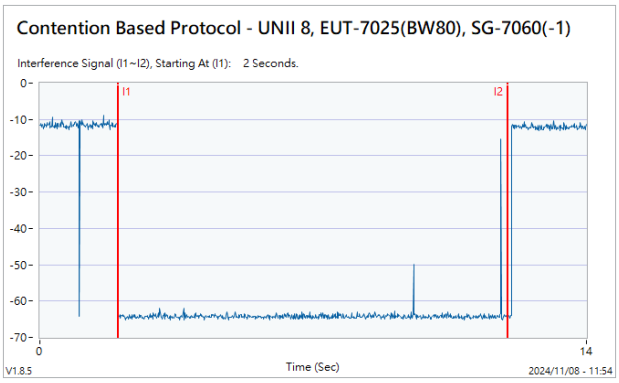 [CBP7060_1]

Reference detail Section

Rule Part	Equipment Class	Wireless Technology	Rule Part & Frequency Band	Reference FCC ID (Parent)	Type Grant/ Permissive Change	Reference Exhibit	Full report referenced	FCC ID Filling (Variant)
15E	6CD	WiFi	§15.407 6GHz	A4RGXQ96	Original Grant	GXQ96_FCC Part 15E_WLAN B5-8 Indoor Client	Y	A4RGTF7P

List of Measuring Equipment

Instrument	Brand Name	Model No.	Serial No.	Characteristics	Calibration Date	Test Date	Due Date	Remark
LOOP Antenna	Rohde & Schwarz	HFH2-Z2	100488	9 kHz~30 MHz	Sep. 12, 2023	Aug. 08, 2024 ~ Aug. 12, 2024	Sep. 11, 2024	Radiation (03CH21-HY)
Bilog Antenna	TESEQ & WOKEN	CBL 6111D & 00802N1D-06	63303 & 001	30MHz~1GHz	Oct. 15, 2023	Aug. 08, 2024 ~ Aug. 12, 2024	Oct. 14, 2024	Radiation (03CH21-HY)
Double Ridge Horn Antenna	ETS-Lindgren	3117	00227880	1GHz~18GHz	Oct. 04, 2023	Aug. 08, 2024 ~ Aug. 12, 2024	Oct. 03, 2024	Radiation (03CH21-HY)
Double Ridged Guide Horn Antenna	RFSPIN	DRH18-E	LE2C03A18EN	1GHz~18GHz	Jul. 11, 2024	Aug. 08, 2024 ~ Aug. 12, 2024	Jul. 10, 2025	Radiation (03CH21-HY)
SHF-EHF Horn Antenna	SCHWARZBECK	BBHA 9170	1223	18GHz~40GHz	Jun. 24, 2024	Aug. 08, 2024 ~ Aug. 12, 2024	Jun. 23, 2025	Radiation (03CH21-HY)
Amplifier	SONOMA	310N	421580	30MHz~1GHz	Jul. 14, 2024	Aug. 08, 2024 ~ Aug. 12, 2024	Jul. 13, 2025	Radiation (03CH21-HY)
Amplifier	EMEC	EM01G18GA	060876	1GHz~18GHz	Sep. 28, 2023	Aug. 08, 2024 ~ Aug. 12, 2024	Sep. 27, 2024	Radiation (03CH21-HY)
Preamplifier	EMEC	EM18G40G	060871	18GHz~40GHz	Aug. 30, 2023	Aug. 08, 2024 ~ Aug. 12, 2024	Aug. 29, 2024	Radiation (03CH21-HY)
Spectrum Analyzer	Keysight	N9010B	MY62170358	10Hz~44GHz	Aug. 28, 2023	Aug. 08, 2024 ~ Aug. 12, 2024	Aug. 27, 2024	Radiation (03CH21-HY)
Signal Generator	Rohde & Schwarz	SMW200A	111391	N/A	Jan. 23, 2024	Aug. 08, 2024 ~ Aug. 12, 2024	Jan. 22, 2025	Radiation (03CH21-HY)
RF Cable	HUBER + SUHNER	SUCOFLEX 102	803951/2	9K~30M	Mar. 06, 2024	Aug. 08, 2024 ~ Aug. 12, 2024	Mar. 05, 2025	Radiation (03CH21-HY)
RF Cable	HUBER + SUHNER	SUCOFLEX 102	804397/2,804612/2,804614/2	30MHz~40GHz	Oct. 24, 2023	Aug. 08, 2024 ~ Aug. 12, 2024	Oct. 23, 2024	Radiation (03CH21-HY)
Hygrometer	TECPEL	DTM-303A	TP211568	N/A	Oct. 30, 2023	Aug. 08, 2024 ~ Aug. 12, 2024	Oct. 29, 2024	Radiation (03CH21-HY)
Controller	EMEC	EM 1000	N/A	Control Turn table & Ant Mast	N/A	Aug. 08, 2024 ~ Aug. 12, 2024	N/A	Radiation (03CH21-HY)
Antenna Mast	EMEC	AM-BS-4500-B	N/A	1~4m	N/A	Aug. 08, 2024 ~ Aug. 12, 2024	N/A	Radiation (03CH21-HY)
Turn Table	EMEC	TT 2000	N/A	0~360 Degree	N/A	Aug. 08, 2024 ~ Aug. 12, 2024	N/A	Radiation (03CH21-HY)
Software	Audix	E3 6.2009-8-24	RK-002349	N/A	N/A	Aug. 08, 2024 ~ Aug. 12, 2024	N/A	Radiation (03CH21-HY)
DC Power Supply	GW Instek	GPE2323	GET910884	0V~64V ;0A~6A	Nov. 16, 2023	Jul. 31, 2024~ Aug. 03, 2024	Nov. 15, 2024	Conducted (TH03-HY)
Signal Analyzer	Rohde & Schwarz	FSV3044	101049	10Hz~44GHz	Sep. 26, 2023	Jul. 31, 2024~ Aug. 03, 2024	Sep. 25, 2024	Conducted (TH03-HY)
Temperature Chamber	ESPEC	SU-241	92003713	-30℃ ~95℃	May 14, 2024	Jul. 31, 2024~ Aug. 03, 2024	May 13, 2025	Conducted (TH03-HY)
Hygrometer	TECPEL	DTM-303B	TP200886	NA	Mar. 14, 2024	Jul. 31, 2024~ Aug. 03, 2024	Mar. 13, 2025	Conducted (TH03-HY)
Base Station (Measure)	Anritsu	MT8000A	6262148275	FR1	Oct. 24, 2023	Jul. 31, 2024~ Aug. 03, 2024	Oct. 23, 2024	Conducted (TH03-HY)
Coupler	MVE	MVE-4816-10	A400024	N/A	Jun. 27, 2024	Jul. 31, 2024~ Aug. 03, 2024	Jun. 26, 2025	Conducted (TH03-HY)
Software 1	Sporton	FCC 5GNR_FSV3044_20231106	N/A	Conducted Test Item	N/A	Jul. 31, 2024~ Aug. 03, 2024	N/A	Conducted (TH03-HY)

————THE END————