

## System Check\_Head\_13MHz

### DUT: CLA13-1022

Communication System: CW; Frequency: 13 MHz; Duty Cycle: 1:1

Medium: HSL\_13\_230601 Medium parameters used :  $f = 13 \text{ MHz}$ ;  $\sigma = 0.728 \text{ S/m}$ ;  $\epsilon_r = 54.443$ ;  $\rho = 1000 \text{ kg/m}^3$

Ambient Temperature :  $23.5 \text{ }^\circ\text{C}$ ; Liquid Temperature :  $22.5 \text{ }^\circ\text{C}$

DASY5 Configuration:

- Probe: EX3DV4 - SN3931; ConvF(18.52, 18.52, 18.52) @ 13 MHz; Calibrated: 2022/10/31
- Sensor-Surface: 1.4mm (Mechanical Surface Detection)
- Electronics: DAE4 Sn1696; Calibrated: 2022/11/9
- Phantom: ELI v4.0; Type: QDOVA001BB; Serial: TP-1079
- Measurement SW: DASY52, Version 52.10 (4); SEMCAD X Version 14.6.14 (7483)

**Pin=1000mW/Area Scan (81x81x1):** Interpolated grid:  $dx=1.500 \text{ mm}$ ,  $dy=1.500 \text{ mm}$

Maximum value of SAR (interpolated) =  $0.963 \text{ W/kg}$

**Pin=1000mW/Zoom Scan (5x5x7)/Cube 0:** Measurement grid:  $dx=8\text{mm}$ ,  $dy=8\text{mm}$ ,  $dz=5\text{mm}$

Reference Value =  $35.92 \text{ V/m}$ ; Power Drift =  $-0.18 \text{ dB}$

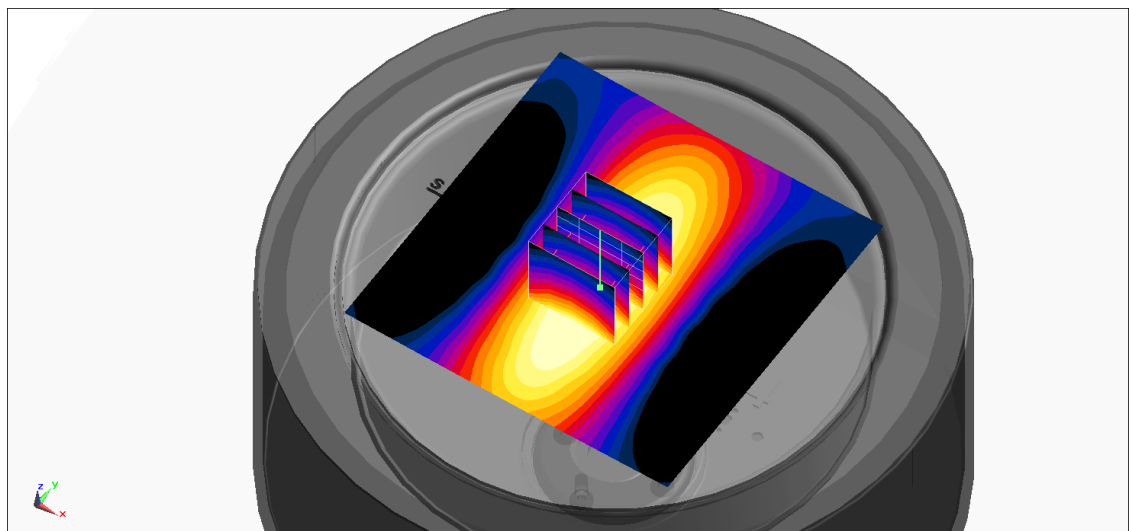
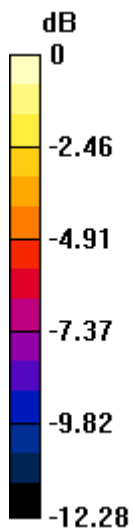
Peak SAR (extrapolated) =  $1.08 \text{ W/kg}$

**SAR(1 g) =  $0.561 \text{ W/kg}$ ; SAR(10 g) =  $0.347 \text{ W/kg}$**

Smallest distance from peaks to all points 3 dB below =  $15.8 \text{ mm}$

Ratio of SAR at M2 to SAR at M1 =  $53.3\%$

Maximum value of SAR (measured) =  $0.842 \text{ W/kg}$



0 dB =  $0.842 \text{ W/kg}$  =  $-0.75 \text{ dBW/kg}$

## System Check\_Head\_750MHz

### DUT: D750V3 - 1107

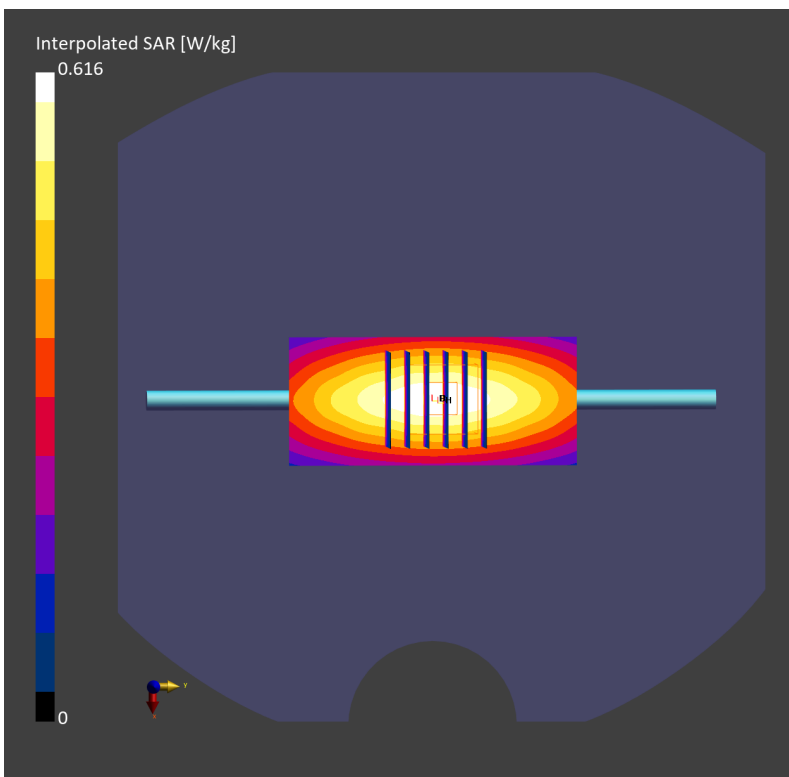
Communication System: CW; Frequency: 750.0 MHz; Duty Cycle: 1:1  
Medium: HSL\_750\_230422 Medium parameters used:  $f=750.0$  MHz;  $\sigma=0.888$  S/m;  $\epsilon_r=41.3$   
Ambient Temperature: 23.4°C; Liquid Temperature: 22.4°C

#### DASY6 Configuration:

- Probe: EX3DV4 - SN3931; ConvF(10.51, 10.51, 10.51); Calibrated: 2022-10-31
- Sensor-Surface: 1.4 mm
- Electronics: DAE4 Sn1696; Calibrated: 2022-11-09
- Phantom: Twin-SAM V8.0 (30deg probe tilt); Serial: 2079; Section: Flat
- Measurement Software: 16.2.2.1588
- UID: CW

**Pin=50mW/Area Scan (40.0 mm x 90.0 mm):** Measurement Grid: 10.0 mm x 15.0 mm  
SAR (1g) = 0.405 W/kg; SAR (10g) = 0.270 W/kg;

**Pin=50mW/Zoom Scan (30.0 mm x 30.0 mm x 30.0 mm):** Measurement Grid: 6.0 mm x 6.0 mm x 1.5 mm  
Power Drift = 0.00 dB  
SAR (1g) = 0.400 W/kg; SAR (8g) = 0.275 W/kg; SAR (10g) = 0.261 W/kg  
Smallest distance from peaks to all points 3 dB below = 23.0 mm  
Ratio of SAR at M2 to SAR at M1 = 87.1 %



## System Check\_Head\_750MHz

### DUT: D750V3 - SN1107

Communication System: CW; Frequency: 750.000 MHz; Duty Cycle: 1:1

Medium: HSL\_750\_230423 Medium parameters used:  $f = 750.000$  MHz;  $\sigma = 0.888$  S/m;  $\epsilon_r = 41.1$

Ambient Temperature: 23.5°C; Liquid Temperature: 22.5°C

#### DASY6 Configuration:

- Probe: EX3DV4 - SN3931; ConvF(10.51, 10.51, 10.51); Calibrated: 2022-10-31
- Sensor-Surface: 1.4 mm
- Electronics: DAE4 Sn1696; Calibrated: 2022-11-09
- Phantom: Twin-SAM V8.0 (30deg probe tilt); Serial: 2079; Section: Flat
- Measurement Software: 16.2.2.1588
- UID: CW

**Pin=50mW/Area Scan (40.0 mm x 90.0 mm):** Measurement Grid: 10.0 mm x 15.0 mm

SAR (1g) = 0.404 W/kg; SAR (10g) = 0.269 W/kg;

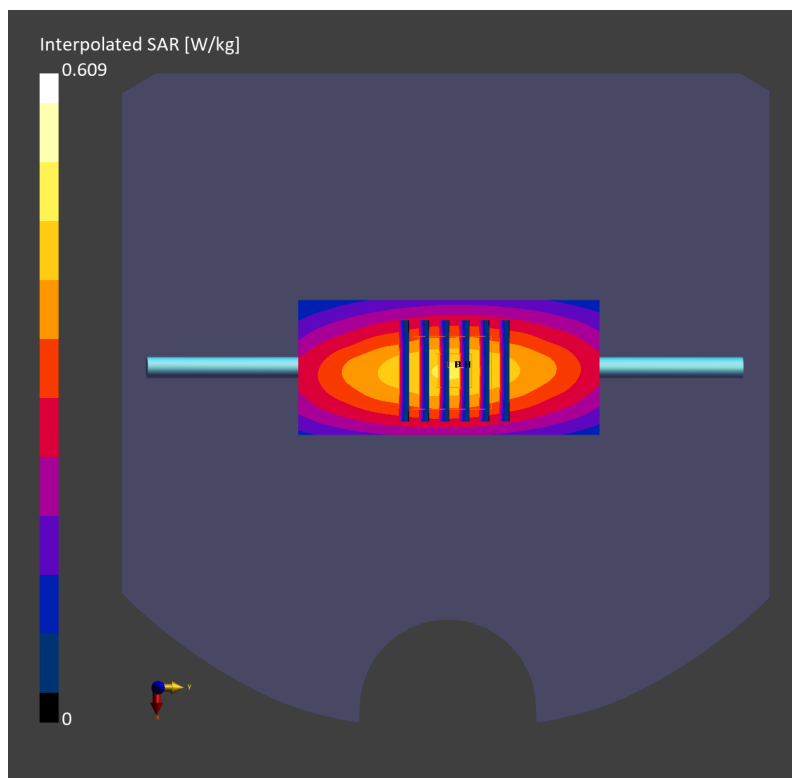
**Pin=50mW/Zoom Scan (30.0 mm x 30.0 mm x 30.0 mm):** Measurement Grid: 6.0 mm x 6.0 mm x 1.5 mm

Power Drift = 0.02 dB

SAR (1g) = 0.400 W/kg; SAR (8g) = 0.277 W/kg; SAR (10g) = 0.262 W/kg

Smallest distance from peaks to all points 3 dB below = > 15.0 mm

Ratio of SAR at M2 to SAR at M1 = 88.2 %



## System Check\_Head\_750MHz

### DUT: D750V3 - 1107

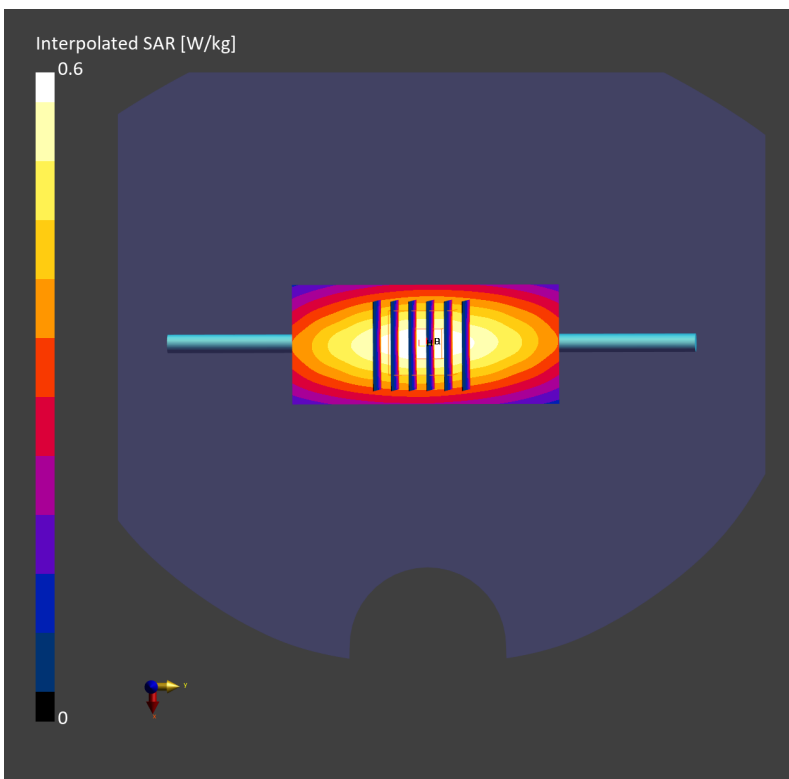
Communication System: CW; Frequency: 750.0 MHz; Duty Cycle: 1:1  
Medium: HSL\_750\_230424 Medium parameters used:  $f = 750.0$  MHz;  $\sigma = 0.875$  S/m;  $\epsilon_r = 43.0$   
Ambient Temperature: 23.5°C; Liquid Temperature: 22.5°C

#### DASY6 Configuration:

- Probe: EX3DV4 - SN3931; ConvF(10.51, 10.51, 10.51); Calibrated: 2022-10-31
- Sensor-Surface: 1.4 mm
- Electronics: DAE4 Sn1696; Calibrated: 2022-11-09
- Phantom: Twin-SAM V8.0 (30deg probe tilt); Serial: 2079; Section: Flat
- Measurement Software: 16.2.2.1588
- UID: CW

**Pin=50mW/Area Scan (40.0 mm x 90.0 mm):** Measurement Grid: 10.0 mm x 15.0 mm  
SAR (1g) = 0.395 W/kg; SAR (10g) = 0.263 W/kg;

**Pin=50mW/Zoom Scan (30.0 mm x 30.0 mm x 30.0 mm):** Measurement Grid: 6.0 mm x 6.0 mm x 1.5 mm  
Power Drift = 0.02 dB  
SAR (1g) = 0.391 W/kg; SAR (8g) = 0.270 W/kg; SAR (10g) = 0.255 W/kg  
Smallest distance from peaks to all points 3 dB below = 20.5 mm  
Ratio of SAR at M2 to SAR at M1 = 87.3 %



## System Check\_Head\_750MHz

### DUT: D750V3 - 1107

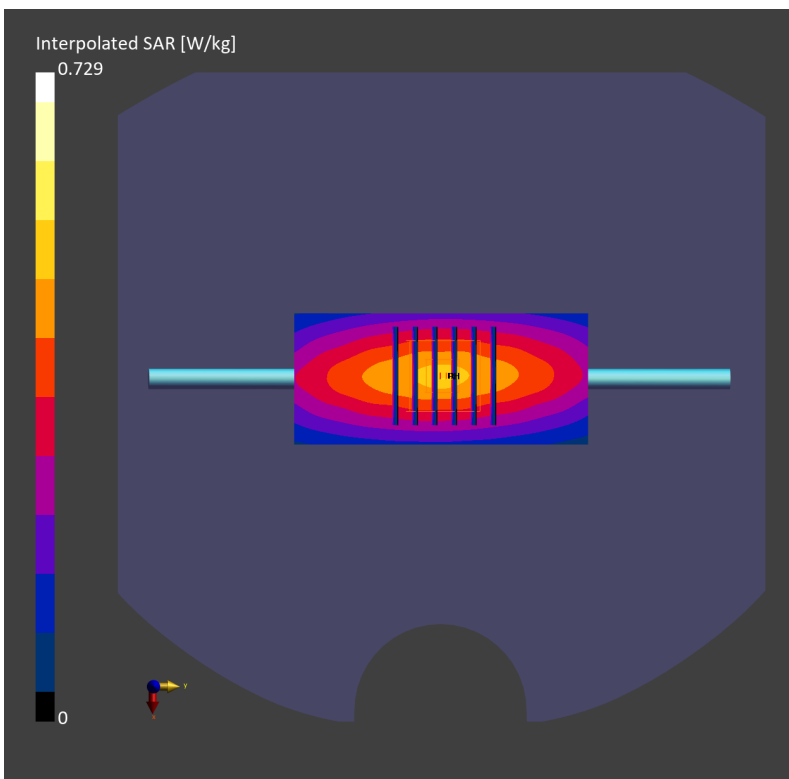
Communication System: CW; Frequency: 750.0 MHz; Duty Cycle: 1:1  
Medium: HSL\_750\_230427 Medium parameters used:  $f=750.0$  MHz;  $\sigma=0.872$  S/m;  $\epsilon_r=41.9$   
Ambient Temperature: 23.3°C; Liquid Temperature: 22.3°C

#### DASY6 Configuration:

- Probe: EX3DV4 - SN3931; ConvF(10.51, 10.51, 10.51); Calibrated: 2022-10-31
- Sensor-Surface: 1.4 mm
- Electronics: DAE4 Sn1696; Calibrated: 2022-11-09
- Phantom: Twin-SAM V8.0 (30deg probe tilt); Serial: 2079\_Gap; Section: Flat
- Measurement Software: 16.2.2.1588
- UID: CW

**Pin=50mW/Area Scan (40.0 mm x 90.0 mm):** Measurement Grid: 10.0 mm x 15.0 mm  
SAR (1g) = 0.440 W/kg; SAR (10g) = 0.288 W/kg;

**Pin=50mW/Zoom Scan (30.0 mm x 30.0 mm x 30.0 mm):** Measurement Grid: 6.0 mm x 6.0 mm x 1.5 mm  
Power Drift = 0.01 dB  
SAR (1g) = 0.440 W/kg; SAR (8g) = 0.294 W/kg; SAR (10g) = 0.278 W/kg  
Smallest distance from peaks to all points 3 dB below = 14.4 mm  
Ratio of SAR at M2 to SAR at M1 = 84.7 %



**System Check\_Head\_750MHz****DUT: D750V3 - 1107**

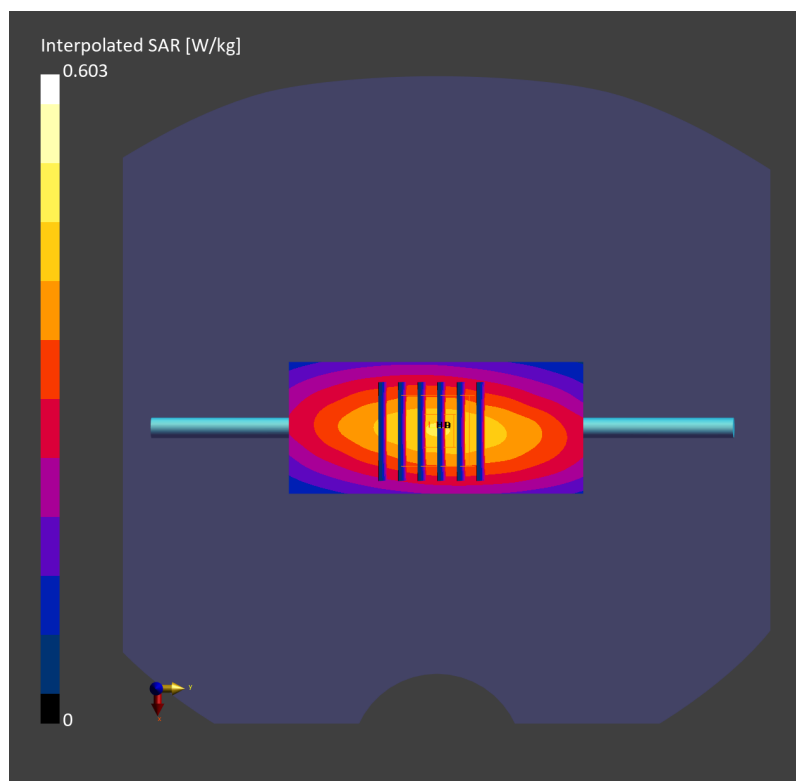
Communication System: CW; Frequency: 750.0 MHz; Duty Cycle: 1:1  
Medium: HSL\_750\_230501 Medium parameters used:  $f=750.0$  MHz;  $\sigma=0.879$  S/m;  $\epsilon_r=41.6$   
Ambient Temperature: 23.3°C; Liquid Temperature: 22.3°C

**DASY6 Configuration:**

- Probe: EX3DV4 - SN3931; ConvF(10.51, 10.51, 10.51); Calibrated: 2022-10-31
- Sensor-Surface: 1.4 mm
- Electronics: DAE4 Sn1696; Calibrated: 2022-11-09
- Phantom: Twin-SAM V8.0 (30deg probe tilt); Serial: 2079; Section: Flat
- Measurement Software: 16.2.2.1588
- UID: CW

**Pin=50mW/Area Scan (40.0 mm x 90.0 mm):** Measurement Grid: 10.0 mm x 15.0 mm  
SAR (1g) = 0.396 W/kg; SAR (10g) = 0.264 W/kg;

**Pin=50mW/Zoom Scan (30.0 mm x 30.0 mm x 30.0 mm):** Measurement Grid: 6.0 mm x 6.0 mm x 1.5 mm  
Power Drift = -0.00 dB  
SAR (1g) = 0.392 W/kg; SAR (8g) = 0.271 W/kg; SAR (10g) = 0.256 W/kg  
Smallest distance from peaks to all points 3 dB below = 22.1 mm  
Ratio of SAR at M2 to SAR at M1 = 87.1 %



## System Check\_Head\_750MHz

### DUT: D750V3 - 1107

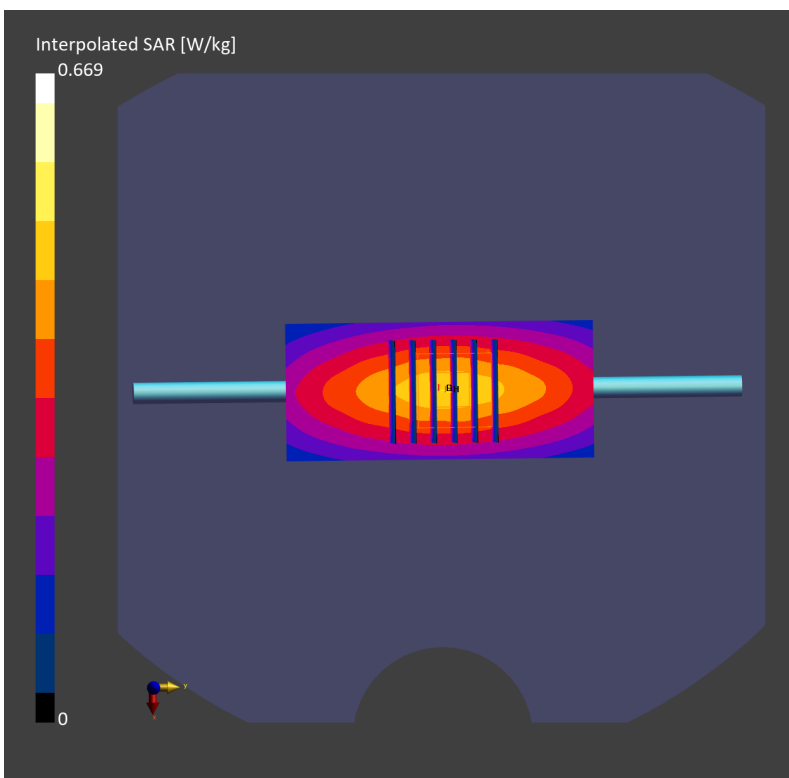
Communication System: CW; Frequency: 750.0 MHz; Duty Cycle: 1:1  
Medium: HSL\_750\_230513 Medium parameters used:  $f = 750.0$  MHz;  $\sigma = 0.885$  S/m;  $\epsilon_r = 41.7$   
Ambient Temperature: 23.2°C; Liquid Temperature: 22.2°C

#### DASY6 Configuration:

- Probe: EX3DV4 - SN7791; ConvF(8.85, 9.89, 8.98); Calibrated: 2023-02-22
- Sensor-Surface: 1.4 mm
- Electronics: DAE4 Sn1647; Calibrated: 2022-11-18
- Phantom: Twin-SAM V8.0 (30deg probe tilt); Serial: 1919; Section: Flat
- Measurement Software: 16.2.4.2448
- UID: CW

**Pin=50mW/Area Scan (40.0 mm x 90.0 mm):** Measurement Grid: 10.0 mm x 15.0 mm  
SAR (1g) = 0.424 W/kg; SAR (10g) = 0.281 W/kg;

**Pin=50mW/Zoom Scan (30.0 mm x 30.0 mm x 30.0 mm):** Measurement Grid: 6.0 mm x 6.0 mm x 1.5 mm  
Power Drift = -0.01 dB  
SAR (1g) = 0.420 W/kg; SAR (8g) = 0.290 W/kg; SAR (10g) = 0.274 W/kg  
Smallest distance from peaks to all points 3 dB below = > 15.0 mm  
Ratio of SAR at M2 to SAR at M1 = 85.4 %



## System Check\_Head\_750MHz

### D750V3 - SN1107

Communication System: CW; Frequency: 750.000 MHz; Duty Cycle: 1:1

Medium: HSL\_750\_230515 Medium parameters used:  $f = 750.000$  MHz;  $\sigma = 0.876$  S/m;  $\epsilon_r = 41.9$

Ambient Temperature: 23.3°C; Liquid Temperature: 22.3°C

DASY6 Configuration:

- Probe: EX3DV4 - SN7791; ConvF(8.85, 9.89, 8.98); Calibrated: 2023-02-22
- Sensor-Surface: 1.4 mm
- Electronics: DAE4 Sn1647; Calibrated: 2022-11-18
- Phantom: Twin-SAM V8.0 (30deg probe tilt); Serial: 1919; Section: Flat
- Measurement Software: 16.2.4.2448
- UID: CW

**Pin=50mW/Area Scan (40.0 mm x 90.0 mm):** Measurement Grid: 10.0 mm x 15.0 mm

SAR (1g) = 0.423 W/kg; SAR (10g) = 0.281 W/kg;

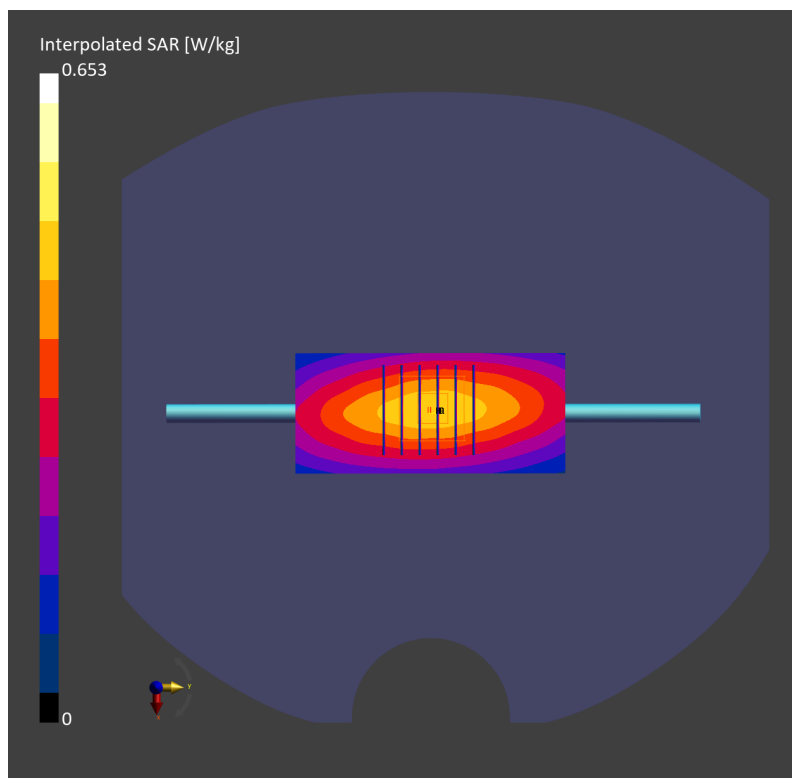
**Pin=50mW/Zoom Scan (30.0 mm x 30.0 mm x 30.0 mm):** Measurement Grid: 6.0 mm x 6.0 mm x 1.5 mm

Power Drift = 0.00 dB

SAR (1g) = 0.418 W/kg; SAR (8g) = 0.290 W/kg; SAR (10g) = 0.275 W/kg

Smallest distance from peaks to all points 3 dB below = 20.5 mm

Ratio of SAR at M2 to SAR at M1 = 86.2 %





## System Check\_Head\_750MHz

### D750V3-1107

Communication System: CW; Frequency: 750.000 MHz; Duty Cycle: 1:1

Medium: HSL\_750\_230517 Medium parameters used:  $f = 750.000$  MHz;  $\sigma = 0.871$  S/m;  $\epsilon_r = 42.0$

Ambient Temperature: 23.6°C; Liquid Temperature: 22.6°C

#### DASY6 Configuration:

- Probe: EX3DV4 - SN7791; ConvF(8.85, 9.89, 8.98); Calibrated: 2023-02-22
- Sensor-Surface: 1.4 mm
- Electronics: DAE4 Sn1647; Calibrated: 2022-11-18
- Phantom: Twin-SAM V8.0 (30deg probe tilt); Serial: 1919; Section: Flat
- Measurement Software: 16.2.4.2448
- UID: CW

**Pin=50mW/Area Scan (40.0 mm x 90.0 mm):** Measurement Grid: 10.0 mm x 15.0 mm

SAR (1g) = 0.410 W/kg; SAR (10g) = 0.273 W/kg;

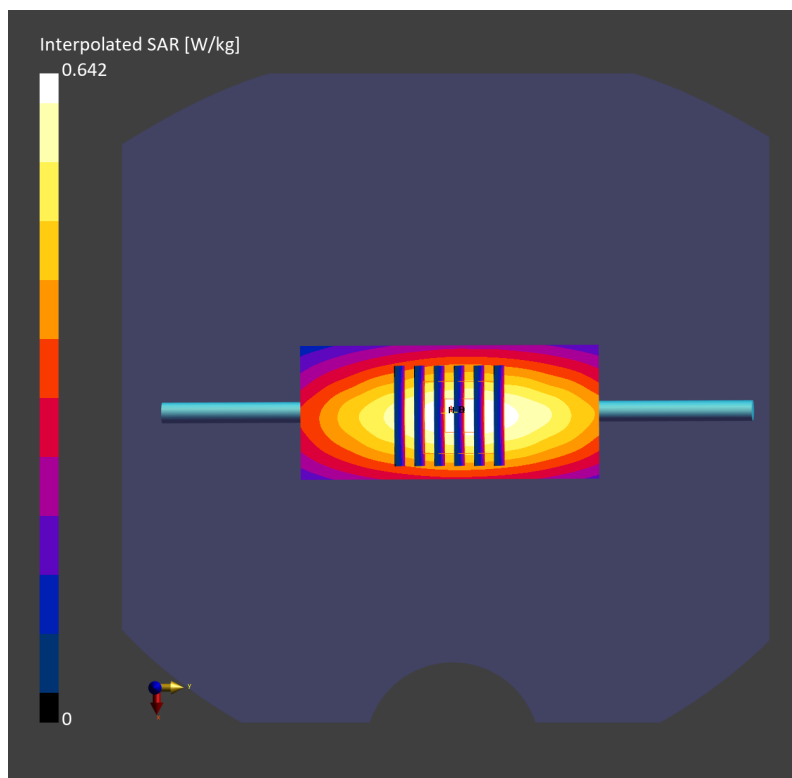
**Pin=50mW/Zoom Scan (30.0 mm x 30.0 mm x 30.0 mm):** Measurement Grid: 6.0 mm x 6.0 mm x 1.5 mm

Power Drift = 0.01 dB

SAR (1g) = 0.407 W/kg; SAR (8g) = 0.282 W/kg; SAR (10g) = 0.268 W/kg

Smallest distance from peaks to all points 3 dB below = > 15.0 mm

Ratio of SAR at M2 to SAR at M1 = 85.6 %



## System Check\_Head\_750MHz

### DUT: D750V3 - SN1107

Communication System: CW; Frequency: 750.000 MHz; Duty Cycle: 1:1

Medium: HSL\_750\_230518 Medium parameters used:  $f = 750.000$  MHz;  $\sigma = 0.879$  S/m;  $\epsilon_r = 43.2$

Ambient Temperature: 23.3°C; Liquid Temperature: 22.3°C

#### DASY6 Configuration:

- Probe: EX3DV4 - SN3931; ConvF(10.51, 10.51, 10.51); Calibrated: 2022-10-31
- Sensor-Surface: 1.4 mm
- Electronics: DAE4 Sn1696; Calibrated: 2022-11-09
- Phantom: Twin-SAM V8.0 (30deg probe tilt); Serial: 2079; Section: Flat
- Measurement Software: 16.2.4.2448
- UID: CW

**Pin=50mW/Area Scan (40.0 mm x 90.0 mm):** Measurement Grid: 10.0 mm x 15.0 mm

SAR (1g) = 0.375 W/kg; SAR (10g) = 0.250 W/kg;

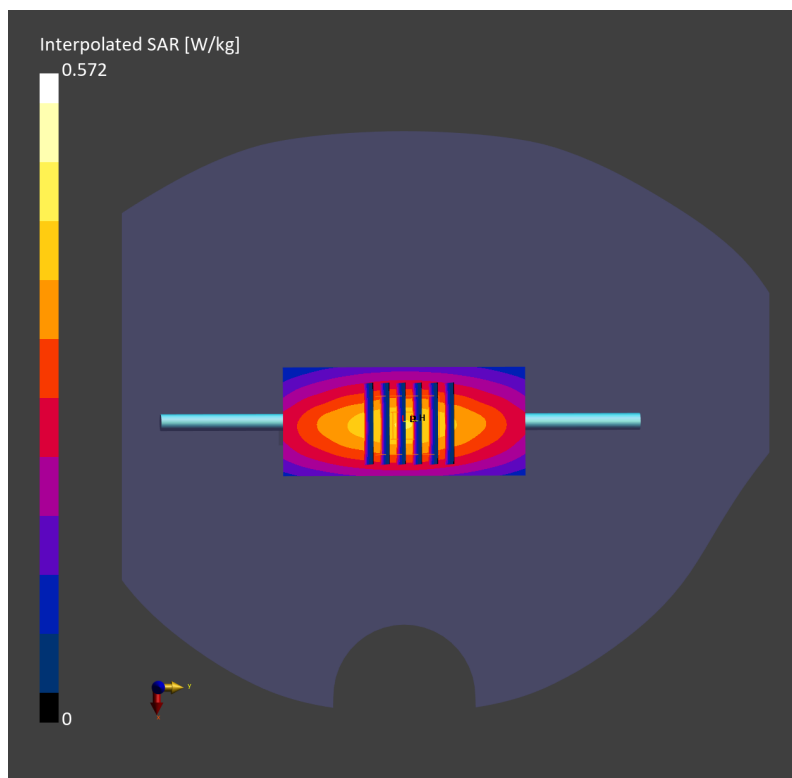
**Pin=50mW/Zoom Scan (30.0 mm x 30.0 mm x 30.0 mm):** Measurement Grid: 6.0 mm x 6.0 mm x 1.5 mm

Power Drift = 0.02 dB

SAR (1g) = 0.395 W/kg; SAR (8g) = 0.255 W/kg; SAR (10g) = 0.262 W/kg

Smallest distance from peaks to all points 3 dB below = > 15.0 mm

Ratio of SAR at M2 to SAR at M1 = 87.3 %



## System Check\_Head\_750MHz

### D750V3 - SN1107

Communication System: CW; Frequency: 750.000 MHz; Duty Cycle: 1:1

Medium: HSL\_750\_230527 Medium parameters used:  $f = 750.000$  MHz;  $\sigma = 0.879$  S/m;  $\epsilon_r = 41.9$

Ambient Temperature: 23.1°C; Liquid Temperature: 22.1°C

DASY6 Configuration:

- Probe: EX3DV4 - SN7791; ConvF(8.85, 9.89, 8.98); Calibrated: 2023-02-22
- Sensor-Surface: 1.4 mm
- Electronics: DAE4 Sn1647; Calibrated: 2022-11-18
- Phantom: Twin-SAM V8.0 (30deg probe tilt); Serial: 1919; Section: Flat
- Measurement Software: 16.2.4.2524
- UID: CW

**Pin=50mW/Area Scan (40.0 mm x 90.0 mm):** Measurement Grid: 10.0 mm x 15.0 mm

SAR (1g) = 0.407 W/kg; SAR (10g) = 0.271 W/kg;

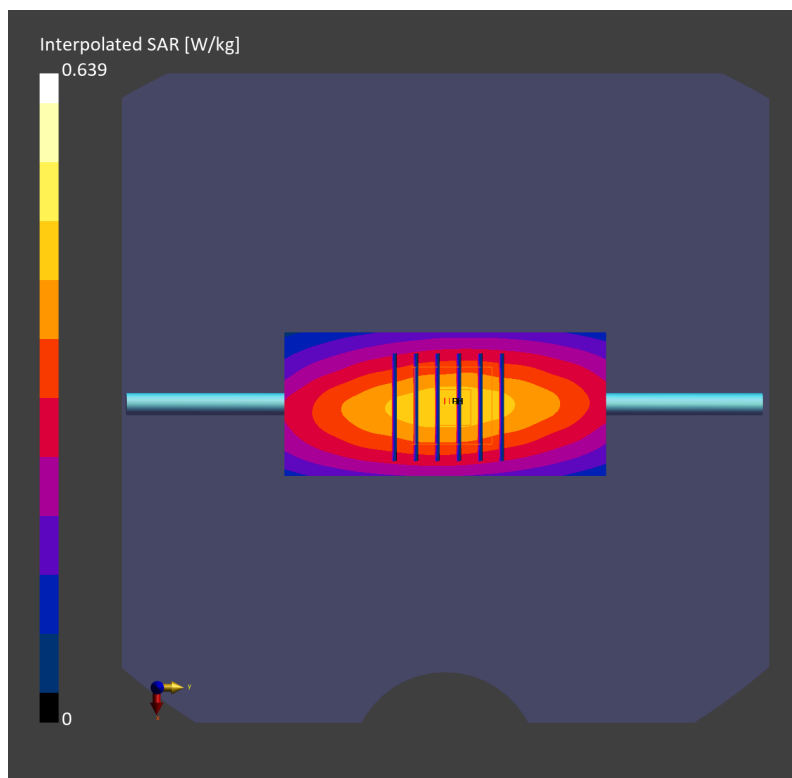
**Pin=50mW/Zoom Scan (30.0 mm x 30.0 mm x 30.0 mm):** Measurement Grid: 6.0 mm x 6.0 mm x 1.5 mm

Power Drift = 0.01 dB

SAR (1g) = 0.408 W/kg; SAR (8g) = 0.283 W/kg; SAR (10g) = 0.268 W/kg

Smallest distance from peaks to all points 3 dB below = > 15.0 mm

Ratio of SAR at M2 to SAR at M1 = 86.0 %



## System Check\_Head\_835MHz

### DUT: D835V2 - SN4d167

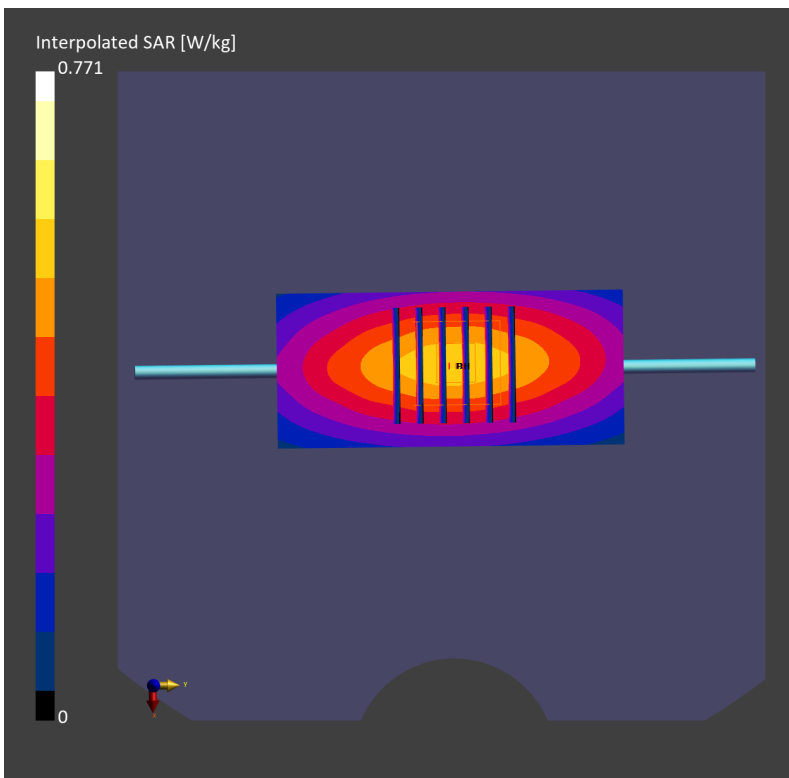
Communication System: CW; Frequency: 835.0 MHz; Duty Cycle: 1:1  
Medium: HSL\_850\_230425 Medium parameters used:  $f = 835.0$  MHz;  $\sigma = 0.919$  S/m;  $\epsilon_r = 41.4$   
Ambient Temperature: 23.6°C; Liquid Temperature: 22.6°C

#### DASY6 Configuration:

- Probe: EX3DV4 - SN3931; ConvF(9.85, 9.85, 9.85); Calibrated: 2022-10-31
- Sensor-Surface: 1.4 mm
- Electronics: DAE4 Sn1696; Calibrated: 2022-11-09
- Phantom: Twin-SAM V8.0 (30deg probe tilt); Serial: 2079; Section: Flat
- Measurement Software: 16.2.2.1588
- UID: CW

**Pin=50mW/Area Scan (40.0 mm x 90.0 mm):** Measurement Grid: 10.0 mm x 15.0 mm  
SAR (1g) = 0.486 W/kg; SAR (10g) = 0.321 W/kg;

**Pin=50mW/Zoom Scan (30.0 mm x 30.0 mm x 30.0 mm):** Measurement Grid: 6.0 mm x 6.0 mm x 1.5 mm  
Power Drift = -0.00 dB  
SAR (1g) = 0.486 W/kg; SAR (8g) = 0.332 W/kg; SAR (10g) = 0.314 W/kg  
Smallest distance from peaks to all points 3 dB below = 16.8 mm  
Ratio of SAR at M2 to SAR at M1 = 85.6 %



## System Check\_Head\_835MHz

### DUT: D835V2 - SN4d167

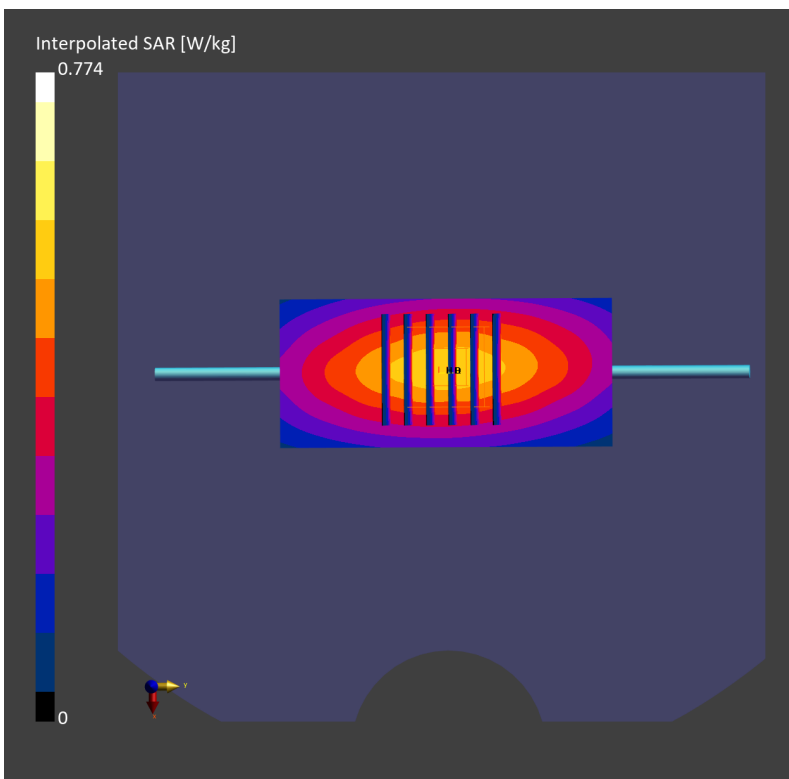
Communication System: CW; Frequency: 835.0 MHz; Duty Cycle: 1:1  
Medium: HSL\_850\_230503 Medium parameters used:  $f= 835.0$  MHz;  $\sigma= 0.925$  S/m;  $\epsilon_r = 41.5$   
Ambient Temperature: 23.4°C; Liquid Temperature: 22.4°C

#### DASY6 Configuration:

- Probe: EX3DV4 - SN3931; ConvF(9.85, 9.85, 9.85); Calibrated: 2022-10-31
- Sensor-Surface: 1.4 mm
- Electronics: DAE4 Sn1696; Calibrated: 2022-11-09
- Phantom: Twin-SAM V8.0 (30deg probe tilt); Serial: 2079\_Gap; Section: Flat
- Measurement Software: 16.2.2.1588
- UID: CW

**Pin=50mW/Area Scan (40.0 mm x 90.0 mm):** Measurement Grid: 10.0 mm x 15.0 mm  
SAR (1g) = 0.491 W/kg; SAR (10g) = 0.324 W/kg;

**Pin=50mW/Zoom Scan (30.0 mm x 30.0 mm x 30.0 mm):** Measurement Grid: 6.0 mm x 6.0 mm x 1.5 mm  
Power Drift = 0.01 dB  
SAR (1g) = 0.493 W/kg; SAR (8g) = 0.338 W/kg; SAR (10g) = 0.320 W/kg  
Smallest distance from peaks to all points 3 dB below = 17.8 mm  
Ratio of SAR at M2 to SAR at M1 = 86.2 %



## System Check\_Head\_835MHz

### DUT: D835V2-4d167

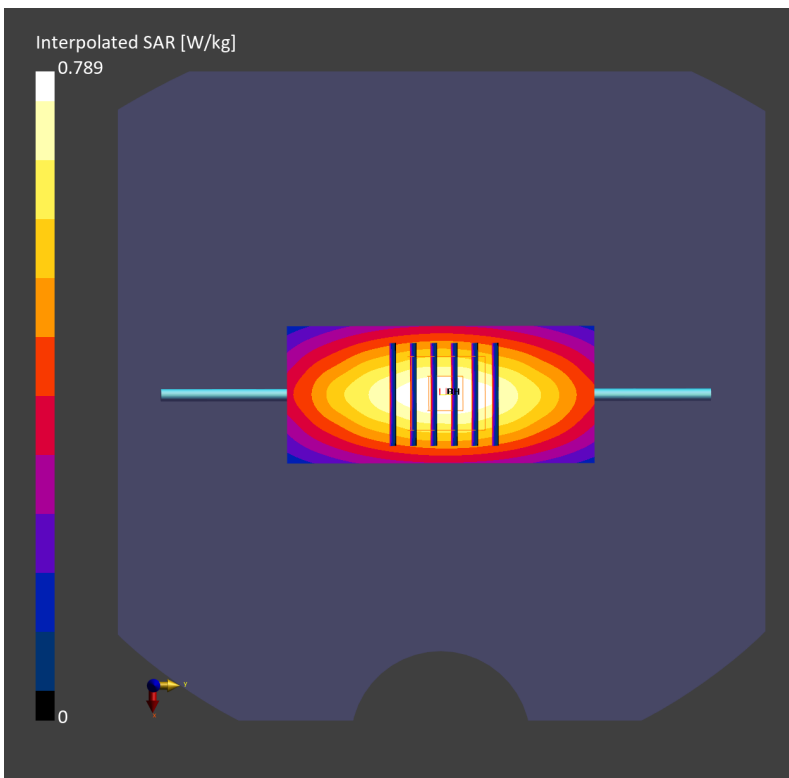
Communication System: CW; Frequency: 835.0 MHz; Duty Cycle: 1:1  
Medium: HSL\_850\_230505 Medium parameters used:  $f = 835.0$  MHz;  $\sigma = 0.932$  S/m;  $\epsilon_r = 41.6$   
Ambient Temperature: 23.8°C; Liquid Temperature: 22.8°C

#### DASY6 Configuration:

- Probe: EX3DV4 - SN3931; ConvF(9.85, 9.85, 9.85); Calibrated: 2022-10-31
- Sensor-Surface: 1.4 mm
- Electronics: DAE4 Sn1696; Calibrated: 2022-11-09
- Phantom: Twin-SAM V8.0 (30deg probe tilt); Serial: 2079; Section: Flat
- Measurement Software: 16.2.2.1588
- UID: CW

**Pin=50mW/Area Scan (40.0 mm x 90.0 mm):** Measurement Grid: 10.0 mm x 15.0 mm  
SAR (1g) = 0.490 W/kg; SAR (10g) = 0.324 W/kg;

**Pin=50mW/Zoom Scan (30.0 mm x 30.0 mm x 30.0 mm):** Measurement Grid: 6.0 mm x 6.0 mm x 1.5 mm  
Power Drift = 0.01 dB  
SAR (1g) = 0.492 W/kg; SAR (8g) = 0.335 W/kg; SAR (10g) = 0.317 W/kg  
Smallest distance from peaks to all points 3 dB below = 19.7 mm  
Ratio of SAR at M2 to SAR at M1 = 85.2 %



## System Check\_Head\_835MHz

### DUT: D835V2 - SN4d167

Communication System: CW; Frequency: 835.000 MHz; Duty Cycle: 1:1

Medium: HSL\_850\_230514 Medium parameters used:  $f = 835.000$  MHz;  $\sigma = 0.911$  S/m;  $\epsilon_r = 41.4$

Ambient Temperature: 23.5°C; Liquid Temperature: 22.5°C

#### DASY6 Configuration:

- Probe: EX3DV4 - SN3931; ConvF(9.85, 9.85, 9.85); Calibrated: 2022-10-31
- Sensor-Surface: 1.4 mm
- Electronics: DAE4 Sn1696; Calibrated: 2022-11-09
- Phantom: Twin-SAM V8.0 (30deg probe tilt); Serial: 2079; Section: Flat
- Measurement Software: 16.2.4.2448
- UID: CW

**Pin=50mW/Area Scan (40.0 mm x 90.0 mm):** Measurement Grid: 10.0 mm x 15.0 mm

SAR (1g) = 0.515 W/kg; SAR (10g) = 0.339 W/kg;

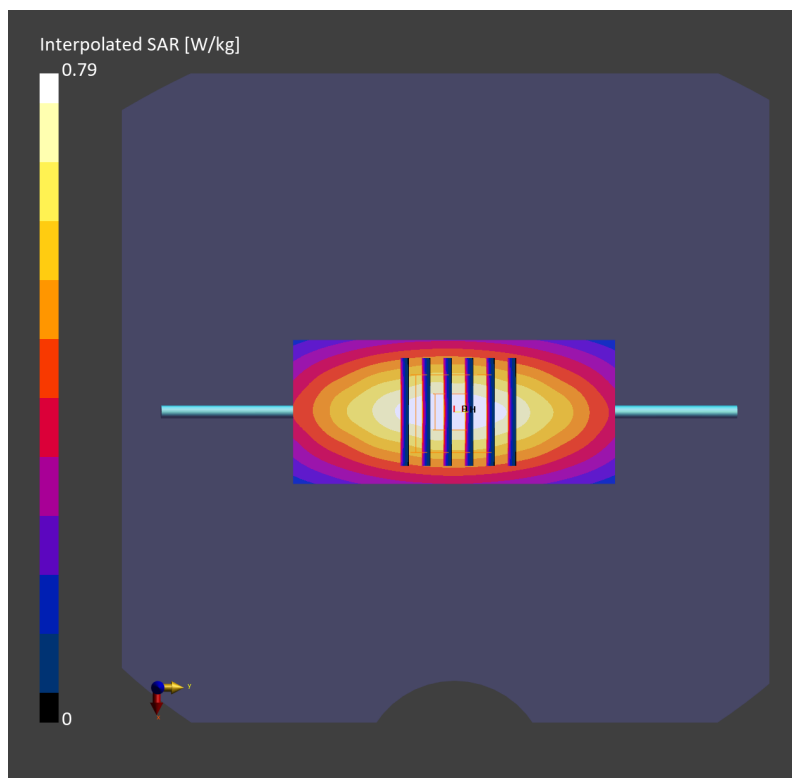
**Pin=50mW/Zoom Scan (30.0 mm x 30.0 mm x 30.0 mm):** Measurement Grid: 6.0 mm x 6.0 mm x 1.5 mm

Power Drift = -0.12 dB

SAR (1g) = 0.495 W/kg; SAR (8g) = 0.339 W/kg; SAR (10g) = 0.321 W/kg

Smallest distance from peaks to all points 3 dB below = > 15.0 mm

Ratio of SAR at M2 to SAR at M1 = 85.4 %



## System Check\_Head\_835MHz

### D835V2 - SN4d167

Communication System: CW; Frequency: 835.000 MHz; Duty Cycle: 1:1

Medium: HSL\_850\_230515 Medium parameters used:  $f = 835.000$  MHz;  $\sigma = 0.908$  S/m;  $\epsilon_r = 41.6$

Ambient Temperature: 23.3°C; Liquid Temperature: 22.3°C

#### DASY6 Configuration:

- Probe: EX3DV4 - SN7791; ConvF(8.73, 9.71, 8.75); Calibrated: 2023-02-22
- Sensor-Surface: 1.4 mm
- Electronics: DAE4 Sn1647; Calibrated: 2022-11-18
- Phantom: Twin-SAM V8.0 (30deg probe tilt); Serial: 1919; Section: Flat
- Measurement Software: 16.2.4.2524
- UID: CW

**Pin=50mW/Area Scan (40.0 mm x 90.0 mm):** Measurement Grid: 10.0 mm x 15.0 mm

SAR (1g) = 0.507 W/kg; SAR (10g) = 0.333 W/kg;

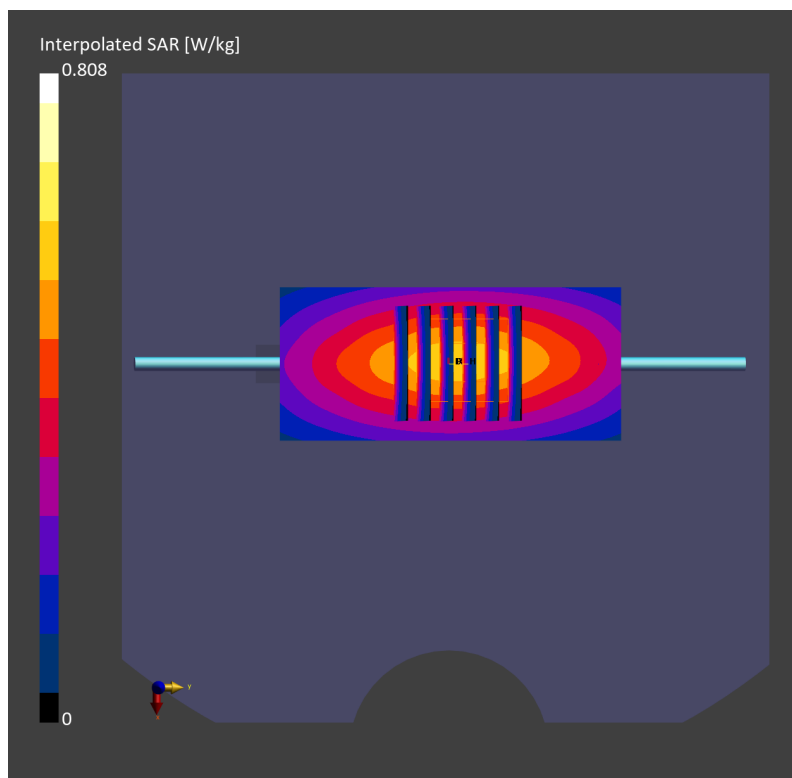
**Pin=50mW/Zoom Scan (30.0 mm x 30.0 mm x 30.0 mm):** Measurement Grid: 6.0 mm x 6.0 mm x 1.5 mm

Power Drift = 0.00 dB

SAR (1g) = 0.505 W/kg; SAR (8g) = 0.346 W/kg; SAR (10g) = 0.328 W/kg

Smallest distance from peaks to all points 3 dB below = 17.8 mm

Ratio of SAR at M2 to SAR at M1 = 85.4 %





## System Check\_Head\_835MHz

### DUT: D835V2 - SN4d167

Communication System: CW; Frequency: 835.000 MHz; Duty Cycle: 1:1

Medium: HSL\_850\_230519 Medium parameters used:  $f = 835.000$  MHz;  $\sigma = 0.923$  S/m;  $\epsilon_r = 41.5$

Ambient Temperature: 23.3°C; Liquid Temperature: 22.3°C

#### DASY6 Configuration:

- Probe: EX3DV4 - SN3931; ConvF(9.85, 9.85, 9.85); Calibrated: 2022-10-31
- Sensor-Surface: 1.4 mm
- Electronics: DAE4 Sn1696; Calibrated: 2022-11-09
- Phantom: Twin-SAM V8.0 (30deg probe tilt); Serial: 2079; Section: Flat
- Measurement Software: 16.2.4.2524
- UID: CW

**Pin=50mW/Area Scan (40.0 mm x 90.0 mm):** Measurement Grid: 10.0 mm x 15.0 mm

SAR (1g) = 0.475 W/kg; SAR (10g) = 0.314 W/kg;

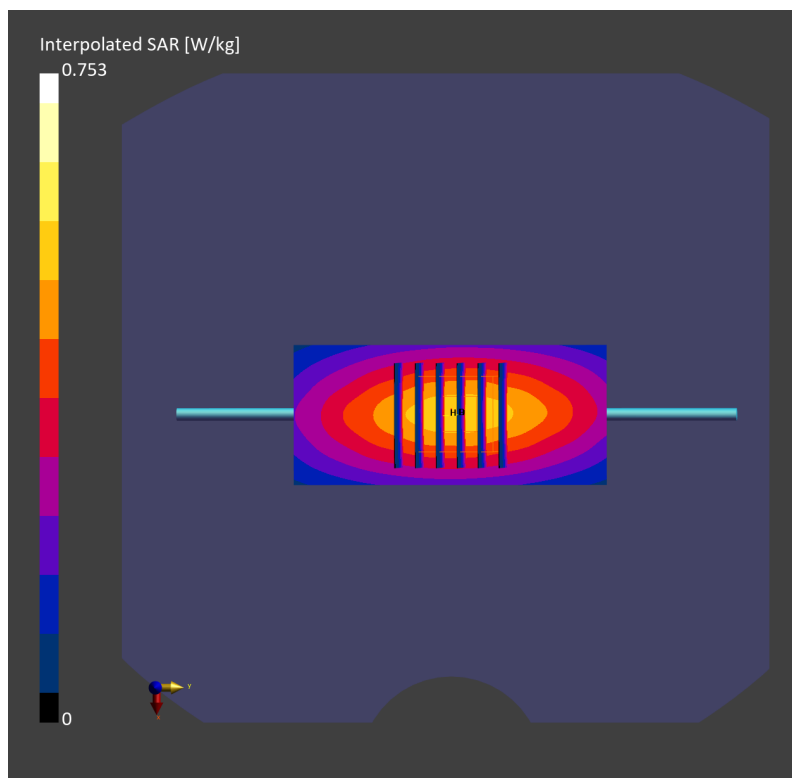
**Pin=50mW/Zoom Scan (30.0 mm x 30.0 mm x 30.0 mm):** Measurement Grid: 6.0 mm x 6.0 mm x 1.5 mm

Power Drift = 0.01 dB

SAR (1g) = 0.477 W/kg; SAR (8g) = 0.327 W/kg; SAR (10g) = 0.310 W/kg

Smallest distance from peaks to all points 3 dB below = 17.2 mm

Ratio of SAR at M2 to SAR at M1 = 85.8 %



## System Check\_Head\_850MHz

### DUT: D835V2-4d167

Communication System: CW; Frequency: 835.000 MHz; Duty Cycle: 1:1

Medium: HSL\_850\_230523 Medium parameters used:  $f = 835.000$  MHz;  $\sigma = 0.929$  S/m;  $\epsilon_r = 41.8$

Ambient Temperature: 23.3°C; Liquid Temperature: 22.3°C

#### DASY6 Configuration:

- Probe: EX3DV4 - SN3931; ConvF(9.85, 9.85, 9.85); Calibrated: 2022-10-31
- Sensor-Surface: 1.4 mm
- Electronics: DAE4 Sn1696; Calibrated: 2022-11-09
- Phantom: Twin-SAM V8.0 (30deg probe tilt); Serial: 2079\_Gap; Section: Flat
- Measurement Software: 16.2.4.2524
- UID: CW

**Pin=50mW/Area Scan (40.0 mm x 90.0 mm):** Measurement Grid: 10.0 mm x 15.0 mm

SAR (1g) = 0.515 W/kg; SAR (10g) = 0.341 W/kg;

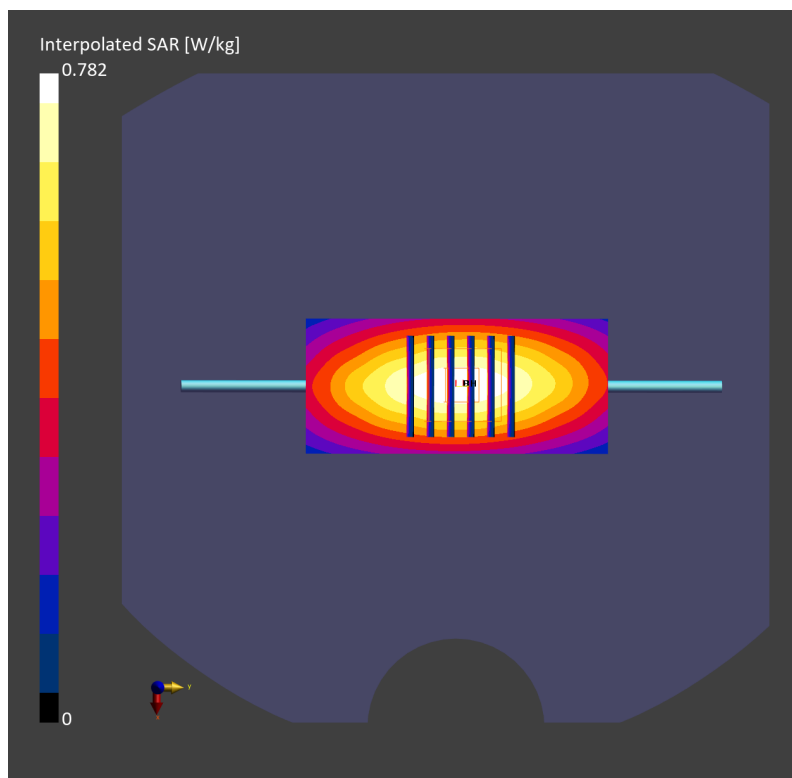
**Pin=50mW/Zoom Scan (30.0 mm x 30.0 mm x 30.0 mm):** Measurement Grid: 6.0 mm x 6.0 mm x 1.5 mm

Power Drift = -0.15 dB

SAR (1g) = 0.492 W/kg; SAR (8g) = 0.336 W/kg; SAR (10g) = 0.318 W/kg

Smallest distance from peaks to all points 3 dB below = 19.0 mm

Ratio of SAR at M2 to SAR at M1 = 85.6 %



## System Check\_Head\_835MHz

### D835V2-4d167

Communication System: CW; Frequency: 835.000 MHz; Duty Cycle: 1:1

Medium: HSL\_850\_230527 Medium parameters used:  $f= 835.000$  MHz;  $\sigma= 0.912$  S/m;  $\epsilon_r = 41.6$

Ambient Temperature: 23.3°C; Liquid Temperature: 22.3°C

DASY6 Configuration:

- Probe: EX3DV4 - SN7791; ConvF(8.73, 9.71, 8.75); Calibrated: 2023-02-22
- Sensor-Surface: 1.4 mm
- Electronics: DAE4 Sn1647; Calibrated: 2022-11-18
- Phantom: Twin-SAM V8.0 (30deg probe tilt); Serial: 1919; Section: Flat
- Measurement Software: 16.2.4.2524
- UID: CW

**Pin=50mW/Area Scan (40.0 mm x 90.0 mm):** Measurement Grid: 10.0 mm x 15.0 mm

SAR (1g) = 0.512 W/kg; SAR (10g) = 0.336 W/kg;

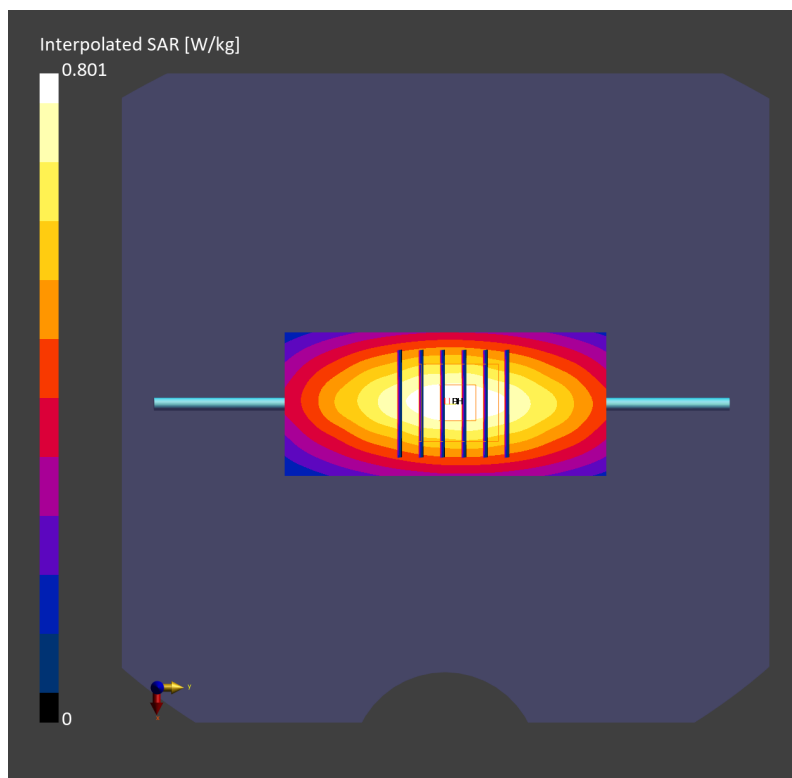
**Pin=50mW/Zoom Scan (30.0 mm x 30.0 mm x 30.0 mm):** Measurement Grid: 6.0 mm x 6.0 mm x 1.5 mm

Power Drift = 0.00 dB

SAR (1g) = 0.506 W/kg; SAR (8g) = 0.347 W/kg; SAR (10g) = 0.328 W/kg

Smallest distance from peaks to all points 3 dB below = 17.8 mm

Ratio of SAR at M2 to SAR at M1 = 86.2 %



## System Check\_Head\_1750MHz

### DUT: D1750V2 - SN1112

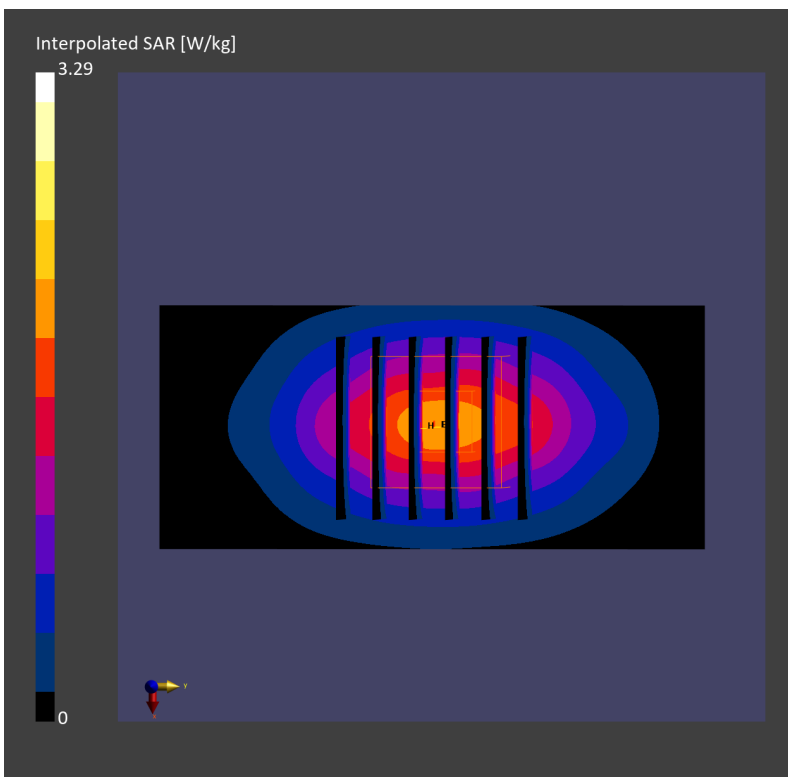
Communication System: CW; Frequency: 1750.0 MHz; Duty Cycle: 1:1  
Medium: HSL\_1750\_230504 Medium parameters used:  $f= 1750.0$  MHz;  $\sigma= 1.36$  S/m;  $\epsilon_r = 40.6$   
Ambient Temperature: 23.6°C; Liquid Temperature: 22.6°C

#### DASY6 Configuration:

- Probe: EX3DV4 - SN3931; ConvF(8.66, 8.66, 8.66); Calibrated: 2022-10-31
- Sensor-Surface: 1.4 mm
- Electronics: DAE4 Sn1696; Calibrated: 2022-11-09
- Phantom: Twin-SAM V8.0 (30deg probe tilt); Serial: 2079; Section: Flat
- Measurement Software: 16.2.2.1588
- UID: CW

**Pin=50mW/Area Scan (40.0 mm x 90.0 mm):** Measurement Grid: 10.0 mm x 15.0 mm  
SAR (1g) = 1.73 W/kg; SAR (10g) = 0.925 W/kg;

**Pin=50mW/Zoom Scan (30.0 mm x 30.0 mm x 30.0 mm):** Measurement Grid: 6.0 mm x 6.0 mm x 1.5 mm  
Power Drift = -0.01 dB  
SAR (1g) = 1.75 W/kg; SAR (8g) = 1.01 W/kg; SAR (10g) = 0.928 W/kg  
Smallest distance from peaks to all points 3 dB below = 10.8 mm  
Ratio of SAR at M2 to SAR at M1 = 81.8 %



## System Check\_Head\_1750MHz

### DUT: D1750V2-1112

Communication System: CW; Frequency: 1750.0 MHz; Duty Cycle: 1:1

Medium: HSL\_1750\_230506 Medium parameters used:  $f = 1750.0$  MHz;  $\sigma = 1.38$  S/m;  $\epsilon_r = 40.7$

Ambient Temperature: 23.9°C; Liquid Temperature: 22.9°C

#### DASY6 Configuration:

- Probe: EX3DV4 - SN3931; ConvF(8.66, 8.66, 8.66); Calibrated: 2022-10-31
- Sensor-Surface: 1.4 mm
- Electronics: DAE4 Sn1696; Calibrated: 2022-11-09
- Phantom: Twin-SAM V8.0 (30deg probe tilt); Serial: 2079; Section: Flat
- Measurement Software: 16.2.2.1588
- UID: CW

**Pin=50mW/Area Scan (40.0 mm x 90.0 mm):** Measurement Grid: 10.0 mm x 15.0 mm

SAR (1g) = 1.75 W/kg; SAR (10g) = 0.935 W/kg;

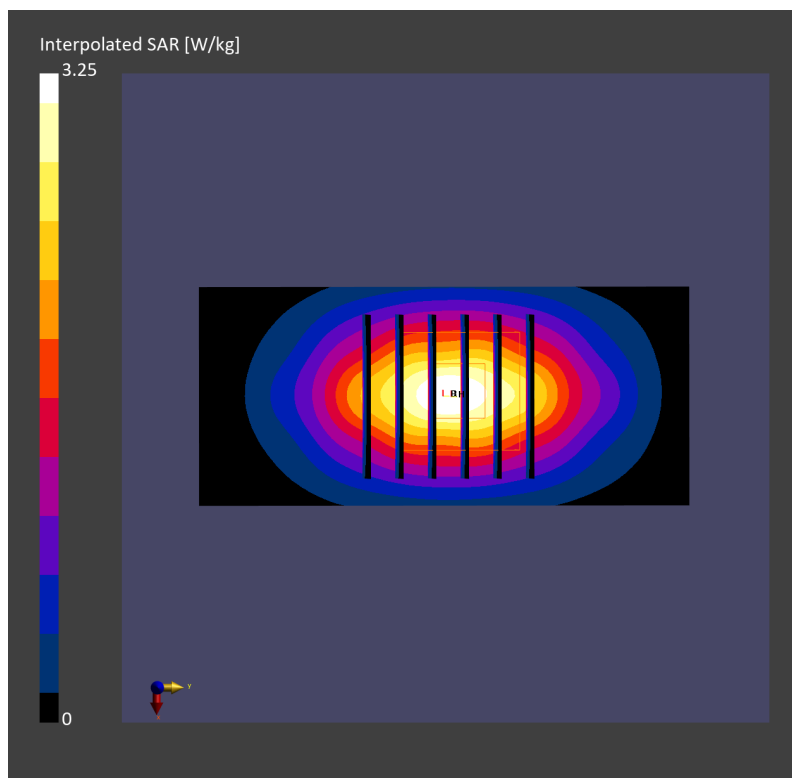
**Pin=50mW/Zoom Scan (30.0 mm x 30.0 mm x 30.0 mm):** Measurement Grid: 6.0 mm x 6.0 mm x 1.5 mm

Power Drift = 0.00 dB

SAR (1g) = 1.71 W/kg; SAR (8g) = 0.986 W/kg; SAR (10g) = 0.910 W/kg

Smallest distance from peaks to all points 3 dB below = 10.8 mm

Ratio of SAR at M2 to SAR at M1 = 81.2 %



## System Check\_Head\_1750MHz

### DUT: D1750V2-1112

Communication System: CW; Frequency: 1750.000 MHz; Duty Cycle: 1:1

Medium: HSL\_1750\_230512 Medium parameters used:  $f=1750.000$  MHz;  $\sigma=1.38$  S/m;  $\epsilon_r=40.9$

Ambient Temperature: 23.5°C; Liquid Temperature: 22.5°C

#### DASY6 Configuration:

- Probe: EX3DV4 - SN3931; ConvF(8.66, 8.66, 8.66); Calibrated: 2022-10-31
- Sensor-Surface: 1.4 mm
- Electronics: DAE4 Sn1696; Calibrated: 2022-11-09
- Phantom: Twin-SAM V8.0 (30deg probe tilt); Serial: 2079; Section: Flat
- Measurement Software: 16.2.4.2448
- UID: CW

**Pin=50mW/Area Scan (40.0 mm x 90.0 mm):** Measurement Grid: 10.0 mm x 15.0 mm

SAR (1g) = 1.79 W/kg; SAR (10g) = 0.954 W/kg;

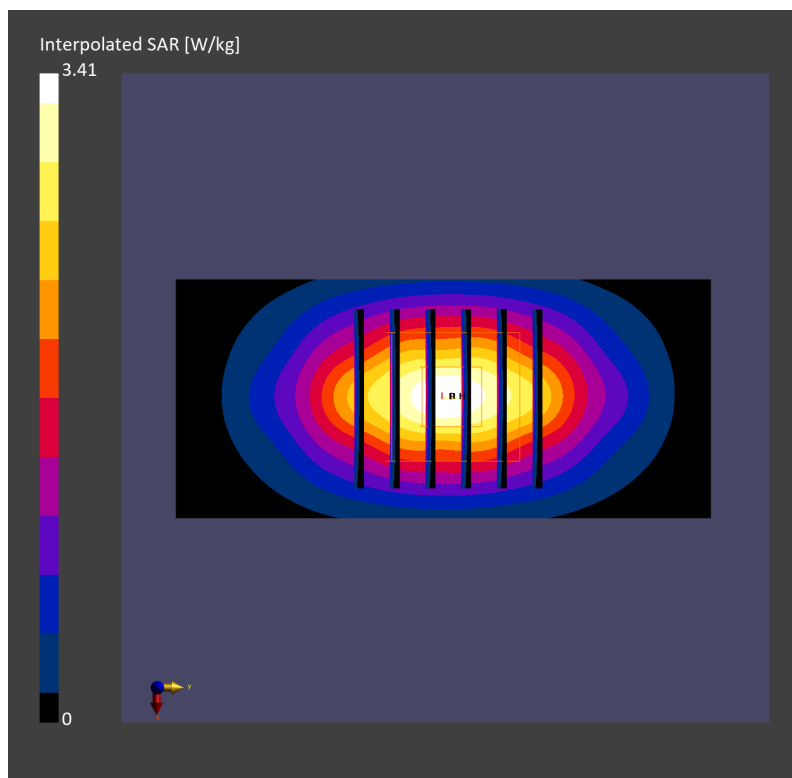
**Pin=50mW/Zoom Scan (30.0 mm x 30.0 mm x 30.0 mm):** Measurement Grid: 6.0 mm x 6.0 mm x 1.5 mm

Power Drift = -0.01 dB

SAR (1g) = 1.79 W/kg; SAR (8g) = 1.03 W/kg; SAR (10g) = 0.949 W/kg

Smallest distance from peaks to all points 3 dB below = 10.8 mm

Ratio of SAR at M2 to SAR at M1 = 81.2 %



## System Check\_Head\_1750MHz

### DUT: D1750V2 - SN1112

Communication System: CW; Frequency: 1750.000 MHz; Duty Cycle: 1:1

Medium: HSL\_1750\_230514 Medium parameters used:  $f = 1750.000$  MHz;  $\sigma = 1.35$  S/m;  $\epsilon_r = 40.1$

Ambient Temperature: 23.5°C; Liquid Temperature: 22.5°C

#### DASY6 Configuration:

- Probe: EX3DV4 - SN3931; ConvF(8.66, 8.66, 8.66); Calibrated: 2022-10-31
- Sensor-Surface: 1.4 mm
- Electronics: DAE4 Sn1696; Calibrated: 2022-11-09
- Phantom: Twin-SAM V8.0 (30deg probe tilt); Serial: 2079; Section: Flat
- Measurement Software: 16.2.4.2448
- UID: CW

**Pin=50mW/Area Scan (40.0 mm x 90.0 mm):** Measurement Grid: 10.0 mm x 15.0 mm

SAR (1g) = 1.68 W/kg; SAR (10g) = 0.900 W/kg;

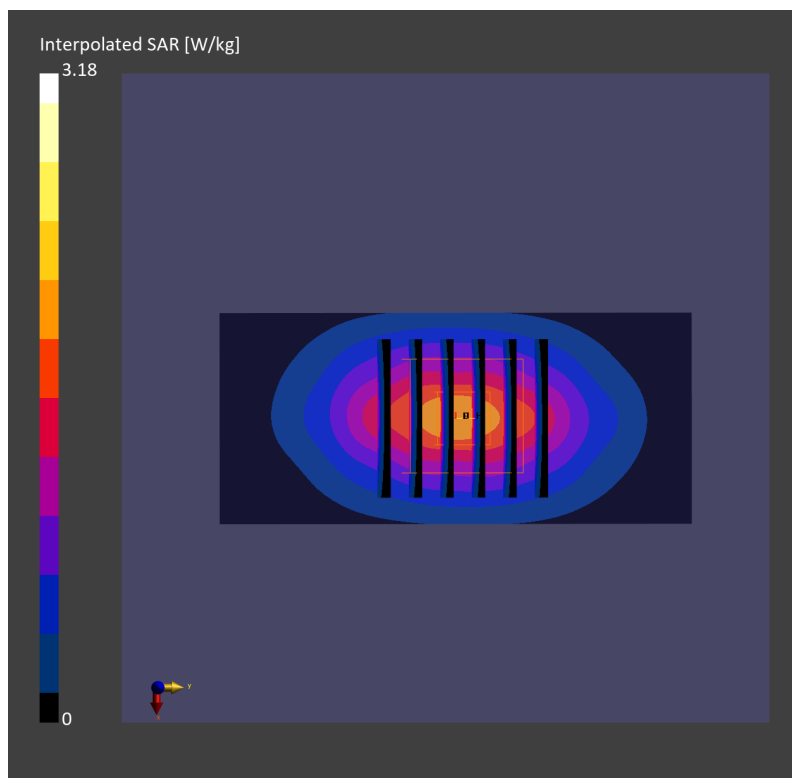
**Pin=50mW/Zoom Scan (30.0 mm x 30.0 mm x 30.0 mm):** Measurement Grid: 6.0 mm x 6.0 mm x 1.5 mm

Power Drift = 0.02 dB

SAR (1g) = 1.68 W/kg; SAR (8g) = 0.969 W/kg; SAR (10g) = 0.895 W/kg

Smallest distance from peaks to all points 3 dB below = 10.8 mm

Ratio of SAR at M2 to SAR at M1 = 81.7 %



## System Check\_Head\_1750MHz

### DUT: D1750V2 - SN1112

Communication System: CW; Frequency: 1750.000 MHz; Duty Cycle: 1:1

Medium: HSL\_1750\_230517 Medium parameters used:  $f = 1750.000$  MHz;  $\sigma = 1.37$  S/m;  $\epsilon_r = 40.4$

Ambient Temperature: 23.7°C; Liquid Temperature: 22.7°C

#### DASY6 Configuration:

- Probe: EX3DV4 - SN3931; ConvF(8.66, 8.66, 8.66); Calibrated: 2022-10-31
- Sensor-Surface: 1.4 mm
- Electronics: DAE4 Sn1696; Calibrated: 2022-11-09
- Phantom: Twin-SAM V8.0 (30deg probe tilt); Serial: 2079\_Gap; Section: Flat
- Measurement Software: 16.2.4.2448
- UID: CW

**Pin=50mW/Area Scan (40.0 mm x 90.0 mm):** Measurement Grid: 10.0 mm x 15.0 mm

SAR (1g) = 1.69 W/kg; SAR (10g) = 0.905 W/kg;

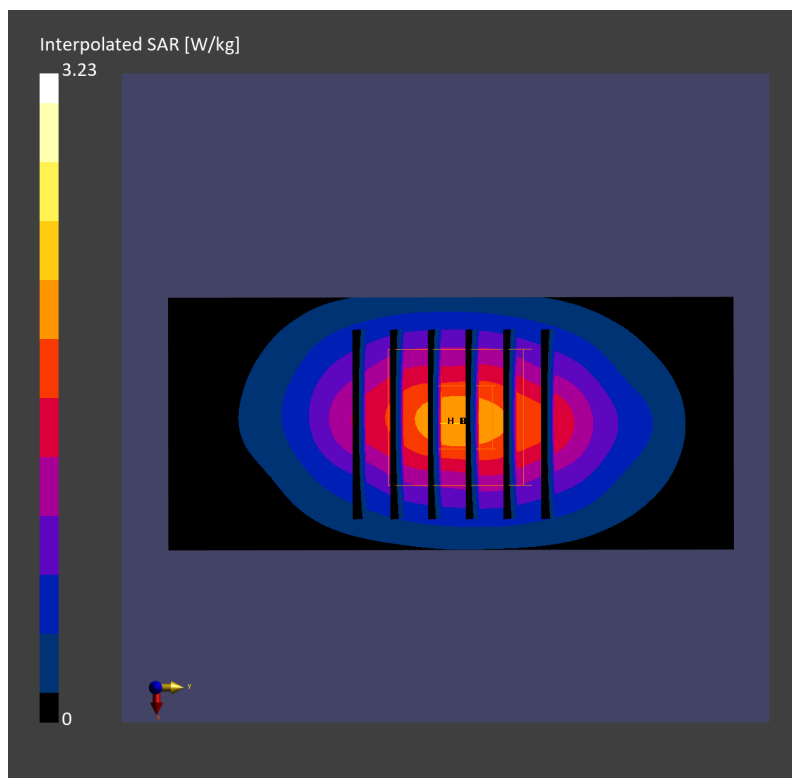
**Pin=50mW/Zoom Scan (30.0 mm x 30.0 mm x 30.0 mm):** Measurement Grid: 6.0 mm x 6.0 mm x 1.5 mm

Power Drift = 0.01 dB

SAR (1g) = 1.71 W/kg; SAR (8g) = 0.978 W/kg; SAR (10g) = 0.902 W/kg

Smallest distance from peaks to all points 3 dB below = 10.8 mm

Ratio of SAR at M2 to SAR at M1 = 81.8 %





## System Check\_Head\_1750MHz

### DUT: D1750V2-1112

Communication System: CW; Frequency: 1750.0 MHz; Duty Cycle: 1:1

Medium: HSL\_1750\_230517 Medium parameters used:  $f = 1750.0$  MHz;  $\sigma = 1.37$  S/m;  $\epsilon_r = 39.5$

Ambient Temperature: 23.6°C; Liquid Temperature: 22.6°C

#### DASY6 Configuration:

- Probe: EX3DV4 - SN7791; ConvF(7.49, 8.47, 7.6); Calibrated: 2023-02-22
- Sensor-Surface: 1.4 mm
- Electronics: DAE4 Sn1647; Calibrated: 2022-11-18
- Phantom: Twin-SAM V8.0 (30deg probe tilt); Serial: 1919; Section: Flat
- Measurement Software: 16.2.4.2448
- UID: CW

**Pin=50mW/Area Scan (40.0 mm x 90.0 mm):** Measurement Grid: 10.0 mm x 15.0 mm

SAR (1g) = 1.89 W/kg; SAR (10g) = 1.01 W/kg;

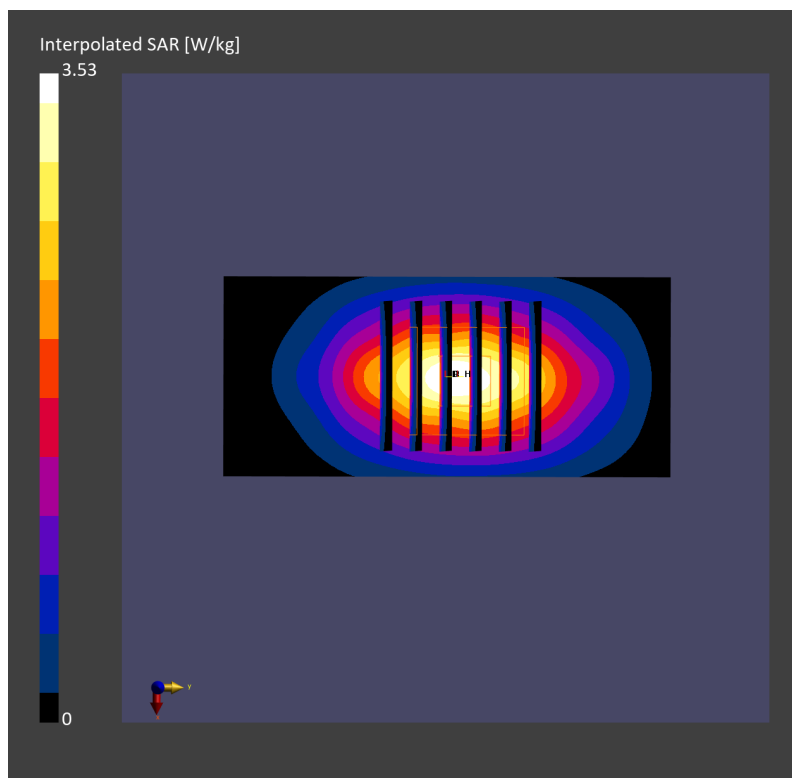
**Pin=50mW/Zoom Scan (30.0 mm x 30.0 mm x 30.0 mm):** Measurement Grid: 6.0 mm x 6.0 mm x 1.5 mm

Power Drift = 0.02 dB

SAR (1g) = 1.87 W/kg; SAR (8g) = 1.08 W/kg; SAR (10g) = 0.995 W/kg

Smallest distance from peaks to all points 3 dB below = 10.8 mm

Ratio of SAR at M2 to SAR at M1 = 81.6 %



## System Check\_Head\_1750MHz

### DUT: D1750V2 - SN1112

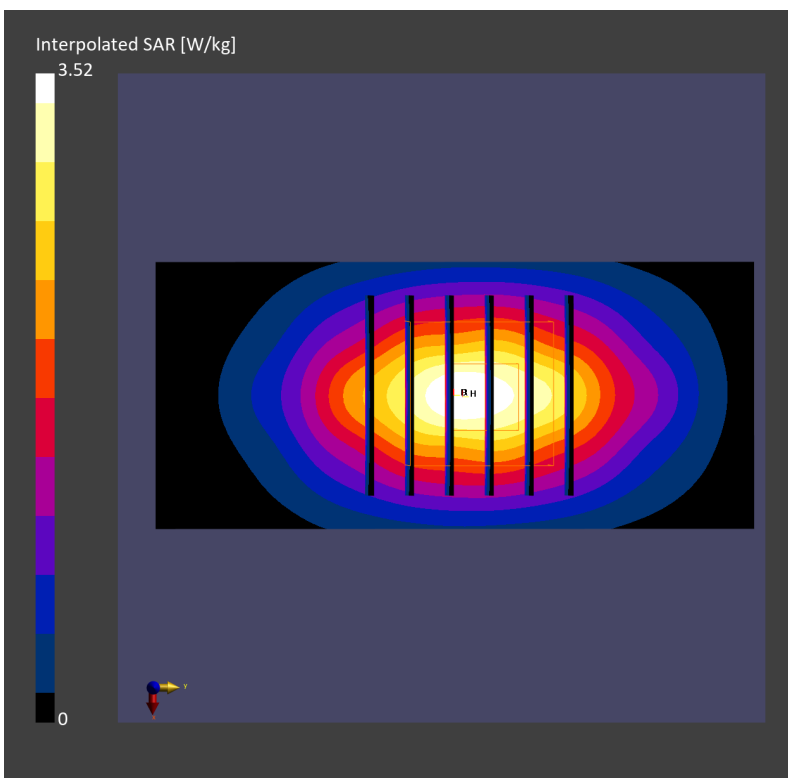
Communication System: CW; Frequency: 1750 MHz; Duty Cycle: 1:1  
Medium: HSL\_1750\_230523 Medium parameters used:  $f=1750$  MHz;  $\sigma=1.39$  S/m;  $\epsilon_r=40.0$   
Ambient Temperature: 23.3°C; Liquid Temperature: 22.3°C

#### DASY6 Configuration:

- Probe: EX3DV4 - SN7791; ConvF(7.49, 8.47, 7.6); Calibrated: 2023-02-22
- Sensor-Surface: 1.4 mm
- Electronics: DAE4 Sn1694; Calibrated: 2022-11-18
- Phantom: Twin-SAM V8.0 (30deg probe tilt); Serial: 1919; Section: Flat
- Measurement Software: 16.2.4.2524
- UID: CW

**Pin=50mW/Area Scan (40.0 mm x 90.0 mm):** Measurement Grid: 10.0 mm x 15.0 mm  
SAR (1g) = 1.91 W/kg; SAR (10g) = 1.02 W/kg;

**Pin=50mW/Zoom Scan (30.0 mm x 30.0 mm x 30.0 mm):** Measurement Grid: 6.0 mm x 6.0 mm x 1.5 mm  
Power Drift = -0.04 dB  
SAR (1g) = 1.87 W/kg; SAR (8g) = 1.08 W/kg; SAR (10g) = 1.00 W/kg  
Smallest distance from peaks to all points 3 dB below = 10.8 mm  
Ratio of SAR at M2 to SAR at M1 = 82.1 %



## System Check\_Head\_1750MHz

### DUT: D1750V2-1112

Communication System: CW; Frequency: 1750.000 MHz; Duty Cycle: 1:1

Medium: HSL\_1750\_230524 Medium parameters used:  $f=1750.000$  MHz;  $\sigma=1.37$  S/m;  $\epsilon_r=38.9$

Ambient Temperature: 23.5°C; Liquid Temperature: 22.5°C

#### DASY6 Configuration:

- Probe: EX3DV4 - SN7791; ConvF(7.49, 8.47, 7.6); Calibrated: 2023-02-22
- Sensor-Surface: 1.4 mm
- Electronics: DAE4 Sn1647; Calibrated: 2022-11-18
- Phantom: Twin-SAM V8.0 (30deg probe tilt); Serial: 1919; Section: Flat
- Measurement Software: 16.2.4.2524
- UID: CW

**Pin=50mW/Area Scan (40.0 mm x 90.0 mm):** Measurement Grid: 10.0 mm x 15.0 mm

SAR (1g) = 1.86 W/kg; SAR (10g) = 0.996 W/kg;

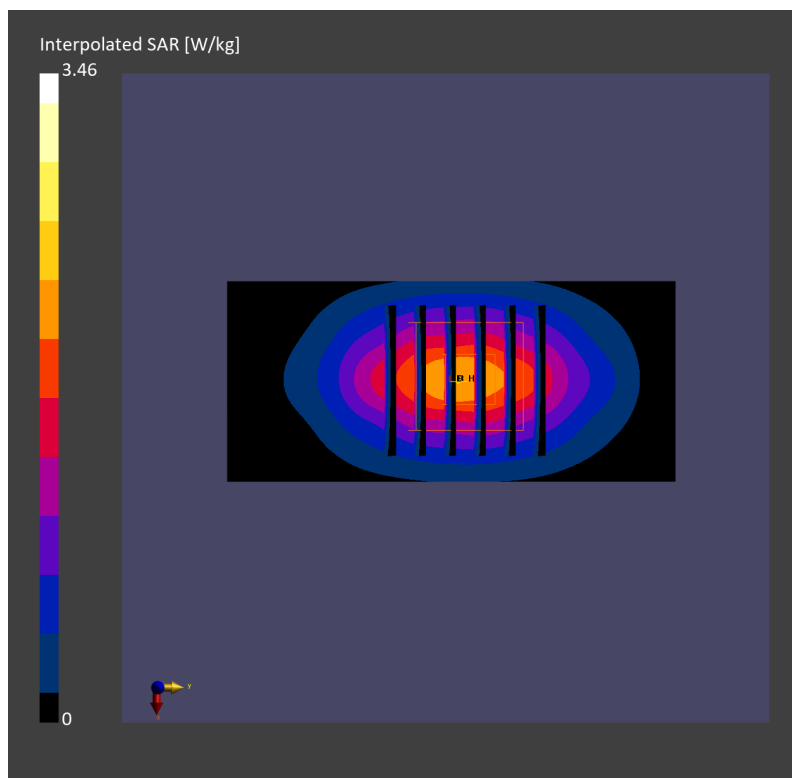
**Pin=50mW/Zoom Scan (30.0 mm x 30.0 mm x 30.0 mm):** Measurement Grid: 6.0 mm x 6.0 mm x 1.5 mm

Power Drift = -0.00 dB

SAR (1g) = 1.84 W/kg; SAR (8g) = 1.06 W/kg; SAR (10g) = 0.980 W/kg

Smallest distance from peaks to all points 3 dB below = 10.8 mm

Ratio of SAR at M2 to SAR at M1 = 82.2 %



## System Check\_Head\_1750MHz

### DUT: D1750V2 - 1112

Communication System: CW; Frequency: 1750.000 MHz; Duty Cycle: 1:1

Medium: HSL\_1750\_230525 Medium parameters used:  $f=1750.000$  MHz;  $\sigma=1.35$  S/m;  $\epsilon_r=40.4$

Ambient Temperature: 23.5°C; Liquid Temperature: 22.5°C

#### DASY6 Configuration:

- Probe: EX3DV4 - SN3931; ConvF(8.66, 8.66, 8.66); Calibrated: 2022-10-31
- Sensor-Surface: 1.4 mm
- Electronics: DAE4 Sn1696; Calibrated: 2022-11-09
- Phantom: Twin-SAM V8.0 (30deg probe tilt); Serial: 2079; Section: Flat
- Measurement Software: 16.2.4.2524
- UID: CW

**Pin=50mW/Area Scan (40.0 mm x 90.0 mm):** Measurement Grid: 10.0 mm x 15.0 mm

SAR (1g) = 1.84 W/kg; SAR (10g) = 0.990 W/kg;

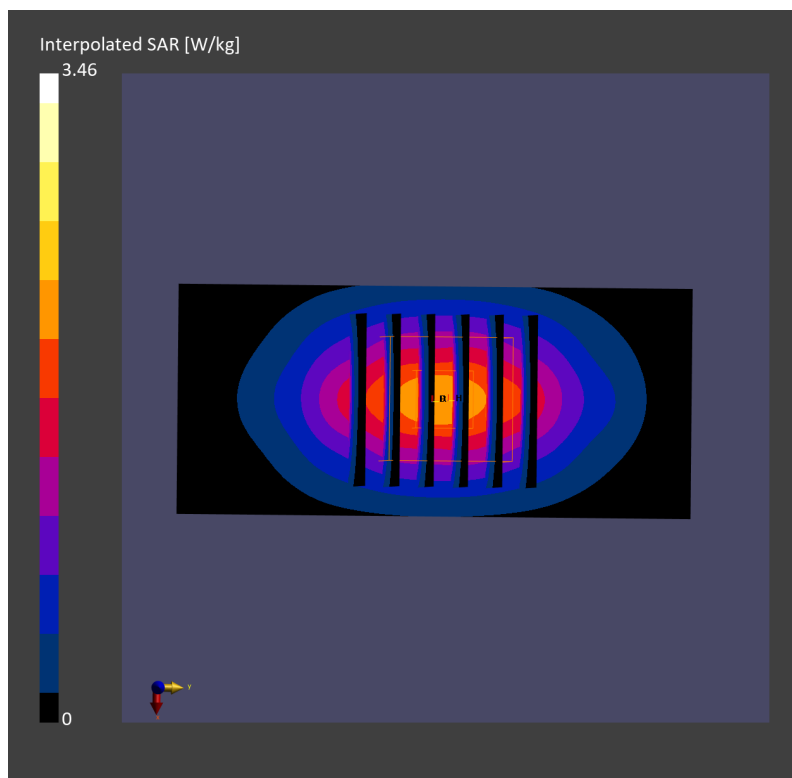
**Pin=50mW/Zoom Scan (30.0 mm x 30.0 mm x 30.0 mm):** Measurement Grid: 6.0 mm x 6.0 mm x 1.5 mm

Power Drift = -0.12 dB

SAR (1g) = 1.86 W/kg; SAR (8g) = 1.08 W/kg; SAR (10g) = 0.999 W/kg

Smallest distance from peaks to all points 3 dB below = 10.8 mm

Ratio of SAR at M2 to SAR at M1 = 82.6 %



## System Check\_Head\_1750MHz

### DUT: D1750V2 - 1112

Communication System: CW; Frequency: 1750.000 MHz; Duty Cycle: 1:1

Medium: HSL\_1750\_230604 Medium parameters used:  $f=1750.000$  MHz;  $\sigma=1.38$  S/m;  $\epsilon_r=41.0$

Ambient Temperature: 23.4°C; Liquid Temperature: 22.4°C

#### DASY6 Configuration:

- Probe: EX3DV4 - SN3931; ConvF(8.66, 8.66, 8.66); Calibrated: 2022-10-31
- Sensor-Surface: 1.4 mm
- Electronics: DAE4 Sn1696; Calibrated: 2022-11-09
- Phantom: Twin-SAM V8.0 (30deg probe tilt); Serial: 2079; Section: Flat
- Measurement Software: 16.2.4.2524
- UID: CW

**Pin=50mW/Area Scan (40.0 mm x 90.0 mm):** Measurement Grid: 10.0 mm x 15.0 mm

SAR (1g) = 1.67 W/kg; SAR (10g) = 0.902 W/kg;

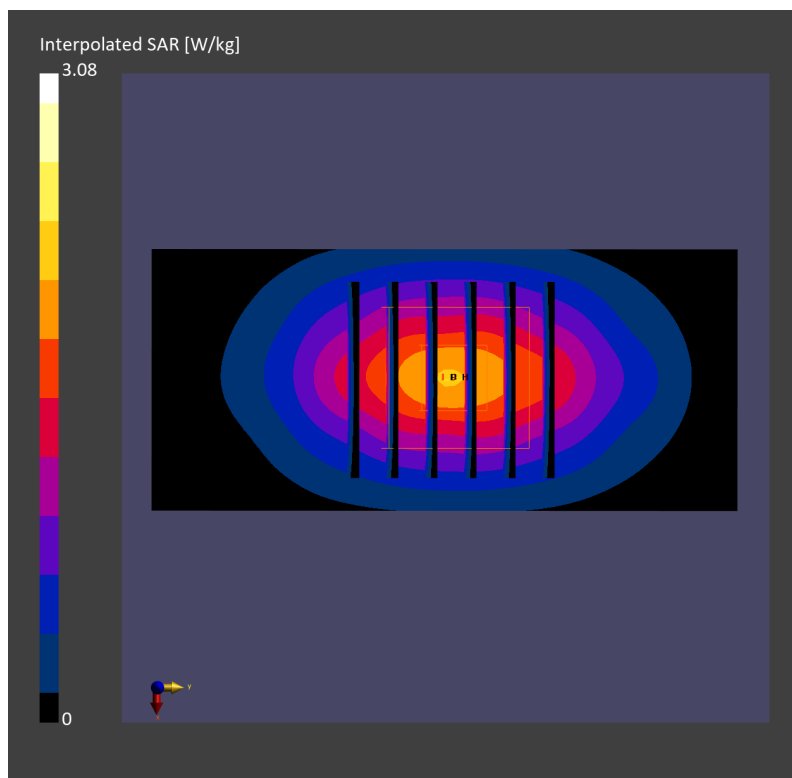
**Pin=50mW/Zoom Scan (30.0 mm x 30.0 mm x 30.0 mm):** Measurement Grid: 6.0 mm x 6.0 mm x 1.5 mm

Power Drift = -0.04 dB

SAR (1g) = 1.68 W/kg; SAR (8g) = 0.981 W/kg; SAR (10g) = 0.907 W/kg

Smallest distance from peaks to all points 3 dB below = 10.8 mm

Ratio of SAR at M2 to SAR at M1 = 83.0 %



## System Check\_Head\_1750MHz

### DUT: D1750V2 - 1112

Communication System: CW; Frequency: 1750.000 MHz; Duty Cycle: 1:1

Medium: HSL\_1750\_230605 Medium parameters used:  $f=1750.000$  MHz;  $\sigma=1.34$  S/m;  $\epsilon_r=40.4$

Ambient Temperature: 23.4°C; Liquid Temperature: 22.4°C

#### DASY6 Configuration:

- Probe: EX3DV4 - SN3931; ConvF(8.66, 8.66, 8.66); Calibrated: 2022-10-31
- Sensor-Surface: 1.4 mm
- Electronics: DAE4 Sn1696; Calibrated: 2022-11-09
- Phantom: Twin-SAM V8.0 (30deg probe tilt); Serial: 2079\_Gap; Section: Flat
- Measurement Software: 16.2.4.2524
- UID: CW

**Pin=50mW/Area Scan (40.0 mm x 90.0 mm):** Measurement Grid: 10.0 mm x 15.0 mm

SAR (1g) = 1.69 W/kg; SAR (10g) = 0.912 W/kg;

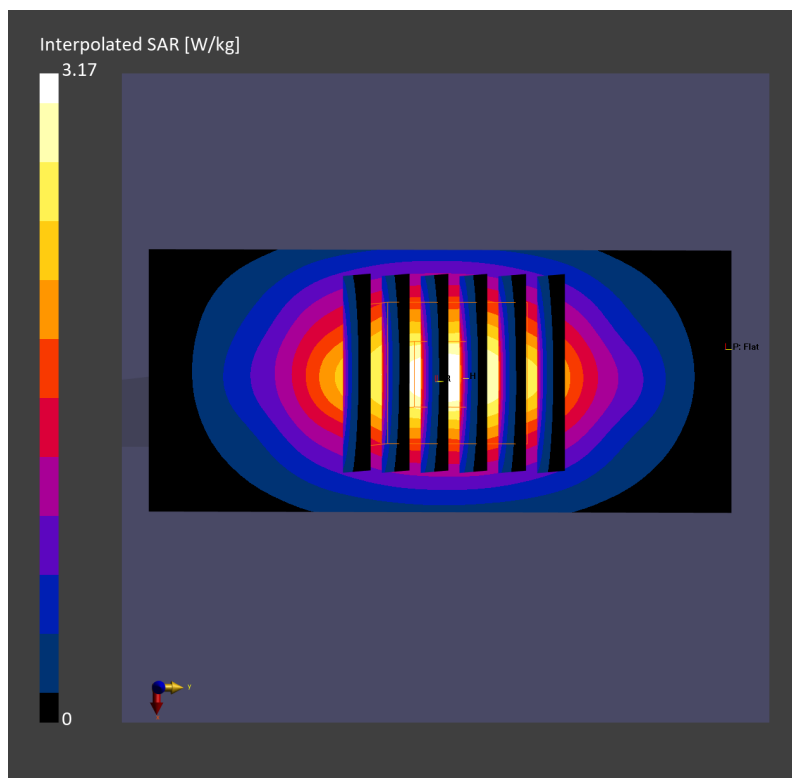
**Pin=50mW/Zoom Scan (30.0 mm x 30.0 mm x 30.0 mm):** Measurement Grid: 6.0 mm x 6.0 mm x 1.5 mm

Power Drift = 0.13 dB

SAR (1g) = 1.70 W/kg; SAR (8g) = 0.990 W/kg; SAR (10g) = 0.915 W/kg

Smallest distance from peaks to all points 3 dB below = 10.8 mm

Ratio of SAR at M2 to SAR at M1 = 81.6 %



## System Check\_Head\_1750MHz

### DUT: D1750V2 - SN1112

Communication System: CW; Frequency: 1750.000 MHz; Duty Cycle: 1:1

Medium: HSL\_1750\_230606 Medium parameters used:  $f=1750.000$  MHz;  $\sigma=1.38$  S/m;  $\epsilon_r=41.0$

Ambient Temperature: 23.8°C; Liquid Temperature: 22.8°C

#### DASY6 Configuration:

- Probe: EX3DV4 - SN3931; ConvF(8.66, 8.66, 8.66); Calibrated: 2022-10-31
- Sensor-Surface: 1.4 mm
- Electronics: DAE4 Sn1696; Calibrated: 2022-11-09
- Phantom: Twin-SAM V8.0 (30deg probe tilt); Serial: 2079\_Gap; Section: Flat
- Measurement Software: 16.2.4.2524
- UID: CW

**Pin=50mW/Area Scan (40.0 mm x 90.0 mm):** Measurement Grid: 10.0 mm x 15.0 mm

SAR (1g) = 1.74 W/kg; SAR (10g) = 0.933 W/kg;

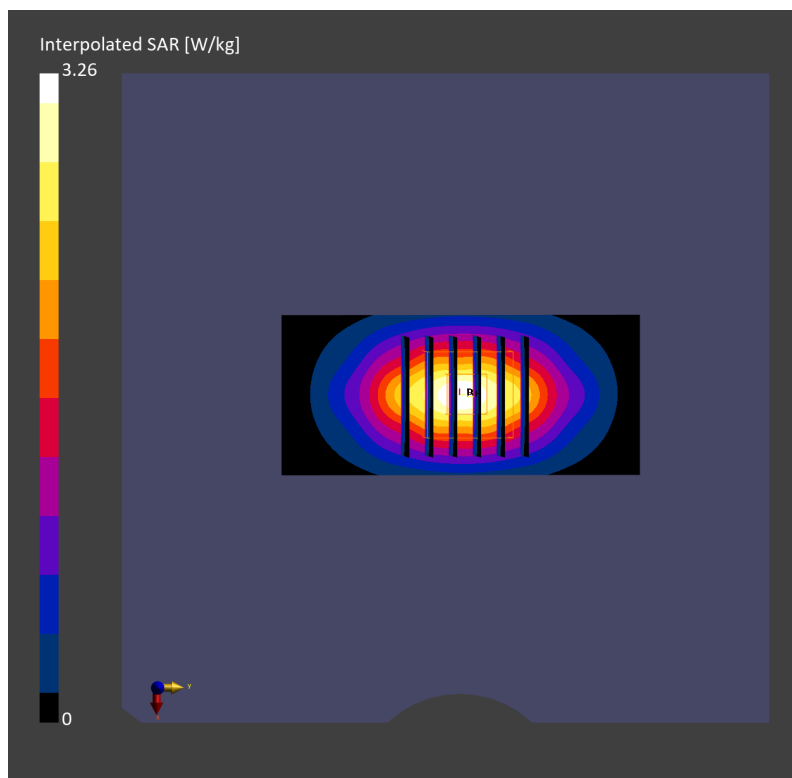
**Pin=50mW/Zoom Scan (30.0 mm x 30.0 mm x 30.0 mm):** Measurement Grid: 6.0 mm x 6.0 mm x 1.5 mm

Power Drift = -0.01 dB

SAR (1g) = 1.75 W/kg; SAR (8g) = 1.02 W/kg; SAR (10g) = 0.939 W/kg

Smallest distance from peaks to all points 3 dB below = 10.8 mm

Ratio of SAR at M2 to SAR at M1 = 82.5 %



## System Check\_Head\_1900MHz

### DUT: D1900V2 - SN5d185

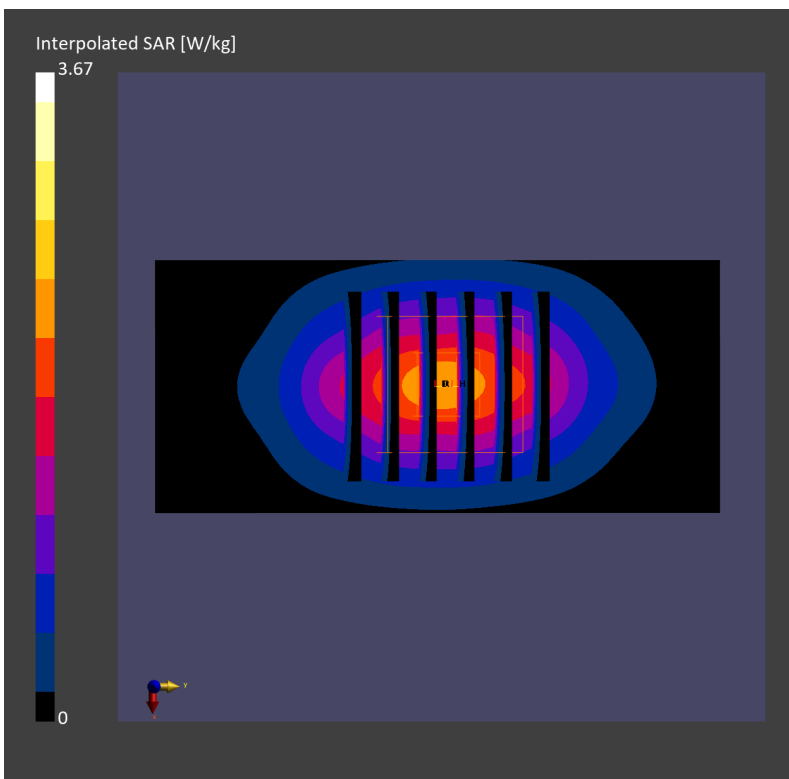
Communication System: CW; Frequency: 1900.0 MHz; Duty Cycle: 1:1  
Medium: HSL\_1900\_230504 Medium parameters used:  $f = 1900.0$  MHz;  $\sigma = 1.43$  S/m;  $\epsilon_r = 40.8$   
Ambient Temperature: 23.7°C; Liquid Temperature: 22.7°C

#### DASY6 Configuration:

- Probe: EX3DV4 - SN3931; ConvF(8.36, 8.36, 8.36); Calibrated: 2022-10-31
- Sensor-Surface: 1.4 mm
- Electronics: DAE4 Sn1696; Calibrated: 2022-11-09
- Phantom: Twin-SAM V8.0 (30deg probe tilt); Serial: 2079; Section: Flat
- Measurement Software: 16.2.2.1588
- UID: CW

**Pin=50mW/Area Scan (40.0 mm x 90.0 mm):** Measurement Grid: 10.0 mm x 15.0 mm  
SAR (1g) = 1.89 W/kg; SAR (10g) = 0.981 W/kg;

**Pin=50mW/Zoom Scan (30.0 mm x 30.0 mm x 30.0 mm):** Measurement Grid: 6.0 mm x 6.0 mm x 1.5 mm  
Power Drift = -0.03 dB  
SAR (1g) = 1.93 W/kg; SAR (8g) = 1.09 W/kg; SAR (10g) = 0.999 W/kg  
Smallest distance from peaks to all points 3 dB below = 10.8 mm  
Ratio of SAR at M2 to SAR at M1 = 82.1 %





## System Check\_Head\_1900MHz

### DUT: D1900V2-5d185

Communication System: CW; Frequency: 1900.0 MHz; Duty Cycle: 1:1

Medium: HSL\_1900\_230506 Medium parameters used:  $f = 1900.0$  MHz;  $\sigma = 1.44$  S/m;  $\epsilon_r = 40.9$

Ambient Temperature: 23.9°C; Liquid Temperature: 22.9°C

#### DASY6 Configuration:

- Probe: EX3DV4 - SN3931; ConvF(8.36, 8.36, 8.36); Calibrated: 2022-10-31
- Sensor-Surface: 1.4 mm
- Electronics: DAE4 Sn1696; Calibrated: 2022-11-09
- Phantom: Twin-SAM V8.0 (30deg probe tilt); Serial: 2079; Section: Flat
- Measurement Software: 16.2.2.1588
- UID: CW

**Pin=50mW/Area Scan (40.0 mm x 90.0 mm):** Measurement Grid: 10.0 mm x 15.0 mm

SAR (1g) = 1.93 W/kg; SAR (10g) = 1.00 W/kg;

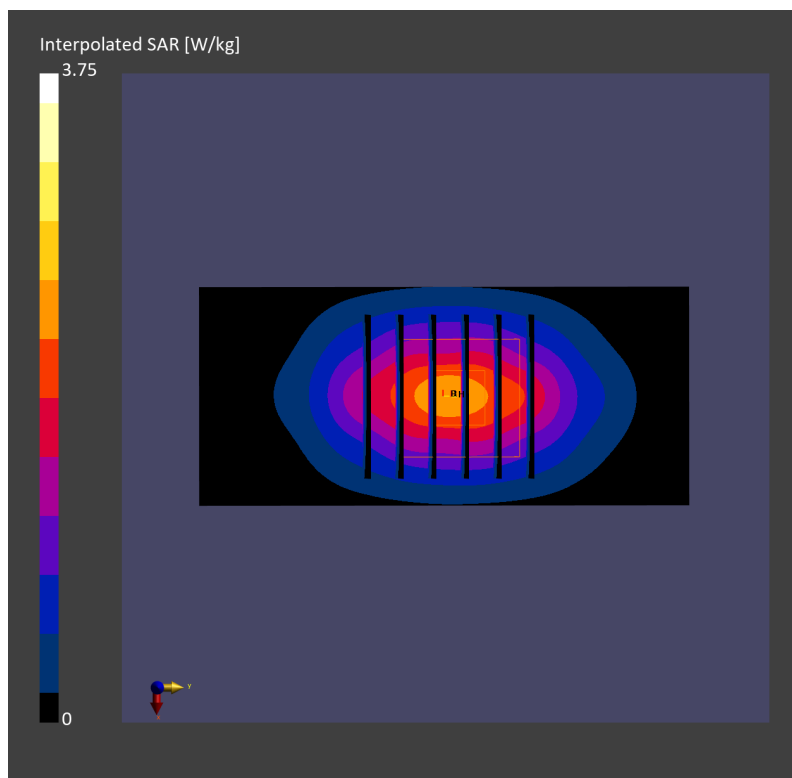
**Pin=50mW/Zoom Scan (30.0 mm x 30.0 mm x 30.0 mm):** Measurement Grid: 6.0 mm x 6.0 mm x 1.5 mm

Power Drift = 0.07 dB

SAR (1g) = 1.97 W/kg; SAR (8g) = 1.11 W/kg; SAR (10g) = 1.02 W/kg

Smallest distance from peaks to all points 3 dB below = 9.6 mm

Ratio of SAR at M2 to SAR at M1 = 82.1 %



## System Check\_Head\_1900MHz

### DUT: D1900V2 - SN5d185

Communication System: CW; Frequency: 1900.000 MHz; Duty Cycle: 1:1

Medium: HSL\_1900\_230515 Medium parameters used:  $f = 1900.000$  MHz;  $\sigma = 1.43$  S/m;  $\epsilon_r = 38.6$

Ambient Temperature: 23.5°C; Liquid Temperature: 22.5°C

#### DASY6 Configuration:

- Probe: EX3DV4 - SN3931; ConvF(8.36, 8.36, 8.36); Calibrated: 2022-10-31
- Sensor-Surface: 1.4 mm
- Electronics: DAE4 Sn1696; Calibrated: 2022-11-09
- Phantom: Twin-SAM V8.0 (30deg probe tilt); Serial: 2079; Section: Flat
- Measurement Software: 16.2.4.2448
- UID: CW

**Pin=50mW/Area Scan (40.0 mm x 90.0 mm):** Measurement Grid: 10.0 mm x 15.0 mm

SAR (1g) = 1.91 W/kg; SAR (10g) = 0.992 W/kg;

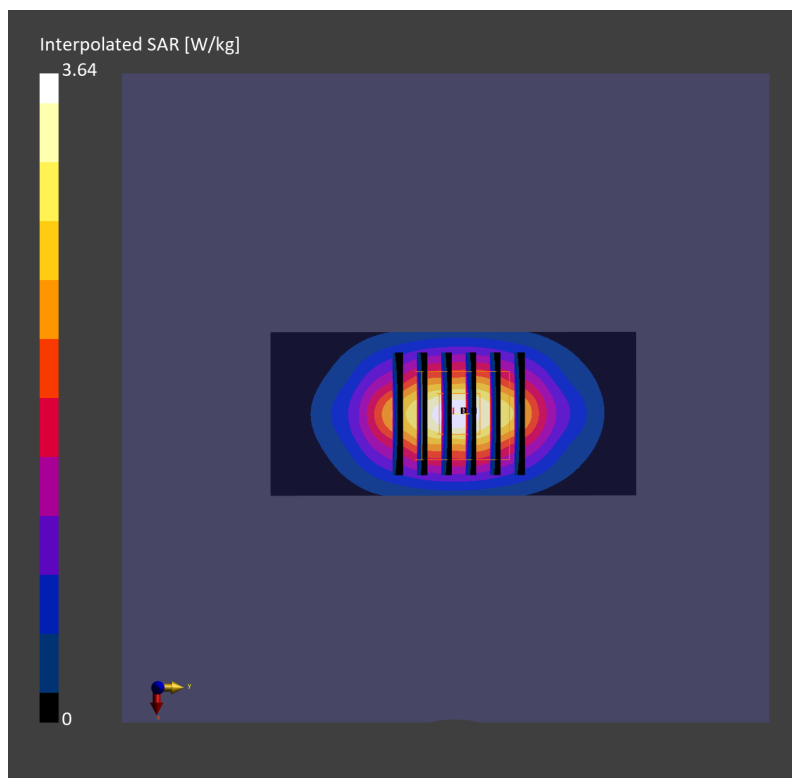
**Pin=50mW/Zoom Scan (30.0 mm x 30.0 mm x 30.0 mm):** Measurement Grid: 6.0 mm x 6.0 mm x 1.5 mm

Power Drift = 0.01 dB

SAR (1g) = 1.91 W/kg; SAR (8g) = 1.08 W/kg; SAR (10g) = 0.989 W/kg

Smallest distance from peaks to all points 3 dB below = 9.6 mm

Ratio of SAR at M2 to SAR at M1 = 82.2 %



## System Check\_Head\_1900MHz

### DUT: D1900V2 - SN5d185

Communication System: CW; Frequency: 1900.000 MHz; Duty Cycle: 1:1

Medium: HSL\_1900\_230517 Medium parameters used:  $f = 1900.000$  MHz;  $\sigma = 1.45$  S/m;  $\epsilon_r = 38.8$

Ambient Temperature: 23.7°C; Liquid Temperature: 22.7°C

#### DASY6 Configuration:

- Probe: EX3DV4 - SN3931; ConvF(8.36, 8.36, 8.36); Calibrated: 2022-10-31
- Sensor-Surface: 1.4 mm
- Electronics: DAE4 Sn1696; Calibrated: 2022-11-09
- Phantom: Twin-SAM V8.0 (30deg probe tilt); Serial: 2079\_Gap; Section: Flat
- Measurement Software: 16.2.4.2448
- UID: CW

**Pin=50mW/Area Scan (40.0 mm x 90.0 mm):** Measurement Grid: 10.0 mm x 15.0 mm

SAR (1g) = 1.94 W/kg; SAR (10g) = 1.01 W/kg;

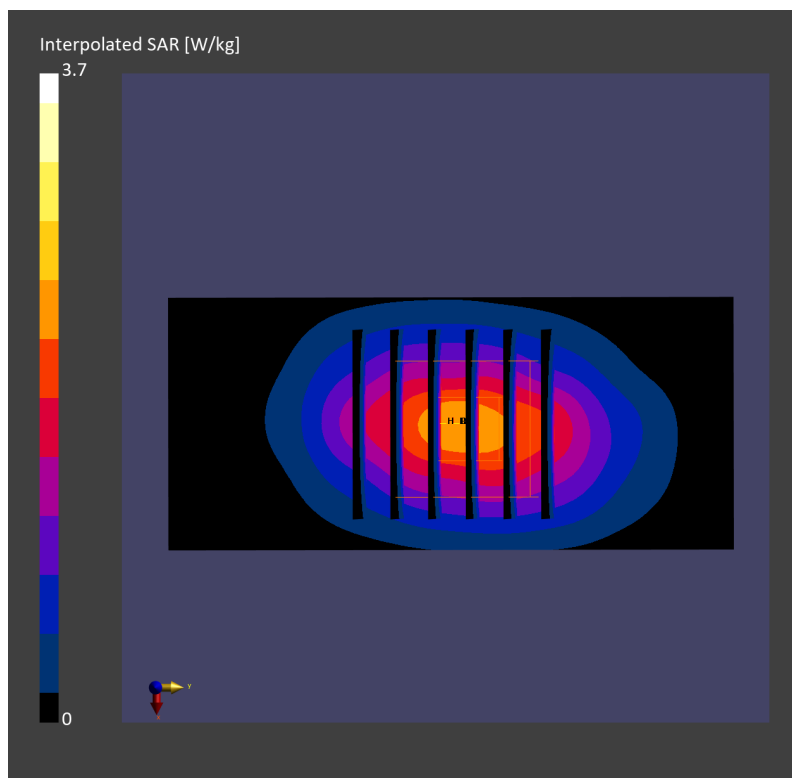
**Pin=50mW/Zoom Scan (30.0 mm x 30.0 mm x 30.0 mm):** Measurement Grid: 6.0 mm x 6.0 mm x 1.5 mm

Power Drift = 0.04 dB

SAR (1g) = 1.94 W/kg; SAR (8g) = 1.09 W/kg; SAR (10g) = 1.00 W/kg

Smallest distance from peaks to all points 3 dB below = 9.6 mm

Ratio of SAR at M2 to SAR at M1 = 81.3 %



## System Check\_Head\_1900MHz

### DUT: D1900V2 - SN5d185

Communication System: CW; Frequency: 1900 MHz; Duty Cycle: 1:1

Medium: HSL\_1900\_230521 Medium parameters used:  $f = 1900$  MHz;  $\sigma = 1.44$  S/m;  $\epsilon_r = 39.9$

Ambient Temperature: 23.2°C; Liquid Temperature: 22.2°C

#### DASY6 Configuration:

- Probe: EX3DV4 - SN7625; ConvF(8.25, 8.25, 8.25); Calibrated: 2023-01-26
- Sensor-Surface: 1.4 mm
- Electronics: DAE4 Sn656; Calibrated: 2023-01-23
- Phantom: Twin-SAM V8.0 (30deg probe tilt); Serial: 2079; Section: Flat
- Measurement Software: 16.2.4.2524
- UID: CW

**Pin=50mW/Area Scan (40.0 mm x 90.0 mm):** Measurement Grid: 10.0 mm x 15.0 mm  
SAR (1g) = 1.84 W/kg; SAR (10g) = 0.965 W/kg;

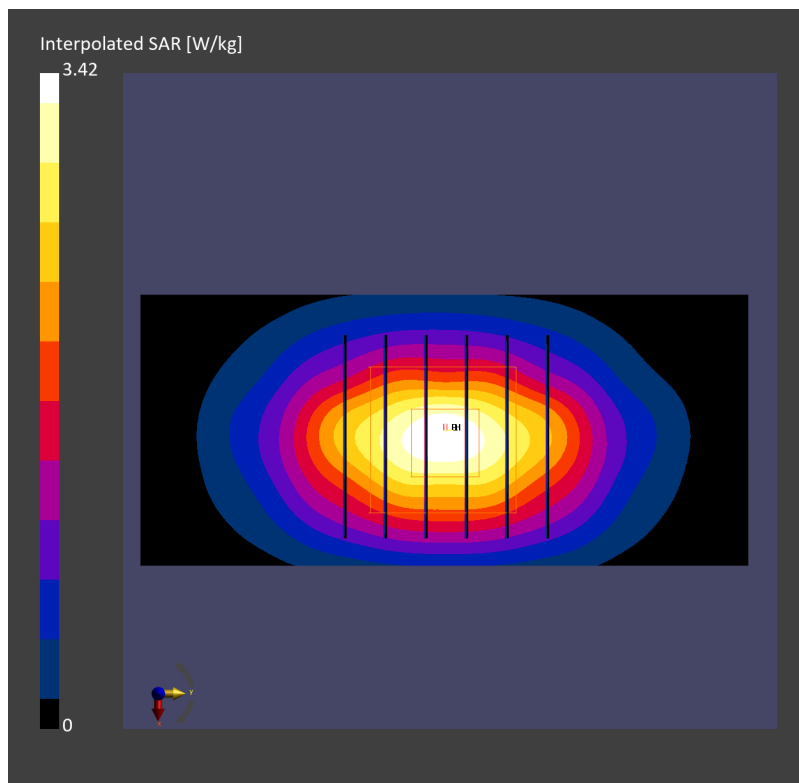
**Pin=50mW/Zoom Scan (30.0 mm x 30.0 mm x 30.0 mm):** Measurement Grid: 6.0 mm x 6.0 mm x 1.5 mm

Power Drift = 0.05 dB

SAR (1g) = 1.87 W/kg; SAR (8g) = 1.07 W/kg; SAR (10g) = 0.982 W/kg

Smallest distance from peaks to all points 3 dB below = 10.3 mm

Ratio of SAR at M2 to SAR at M1 = 83.0 %



## System Check\_Head\_1900MHz

### D1900V2 - SN5d185

Communication System: CW; Frequency: 1900.000 MHz; Duty Cycle: 1:1

Medium: HSL\_1900\_230522 Medium parameters used:  $f = 1900.000$  MHz;  $\sigma = 1.44$  S/m;  $\epsilon_r = 39.0$

Ambient Temperature: 23.7°C; Liquid Temperature: 22.7°C

DASY6 Configuration:

- Probe: EX3DV4 - SN7791; ConvF(7.42, 8.33, 7.51); Calibrated: 2023-02-22
- Sensor-Surface: 1.4 mm
- Electronics: DAE4 Sn1647; Calibrated: 2022-11-18
- Phantom: Twin-SAM V8.0 (30deg probe tilt); Serial: 1919; Section: Flat
- Measurement Software: 16.2.4.2448
- UID: CW

**Pin=50mW/Area Scan (40.0 mm x 90.0 mm):** Measurement Grid: 10.0 mm x 15.0 mm

SAR (1g) = 2.10 W/kg; SAR (10g) = 1.09 W/kg;

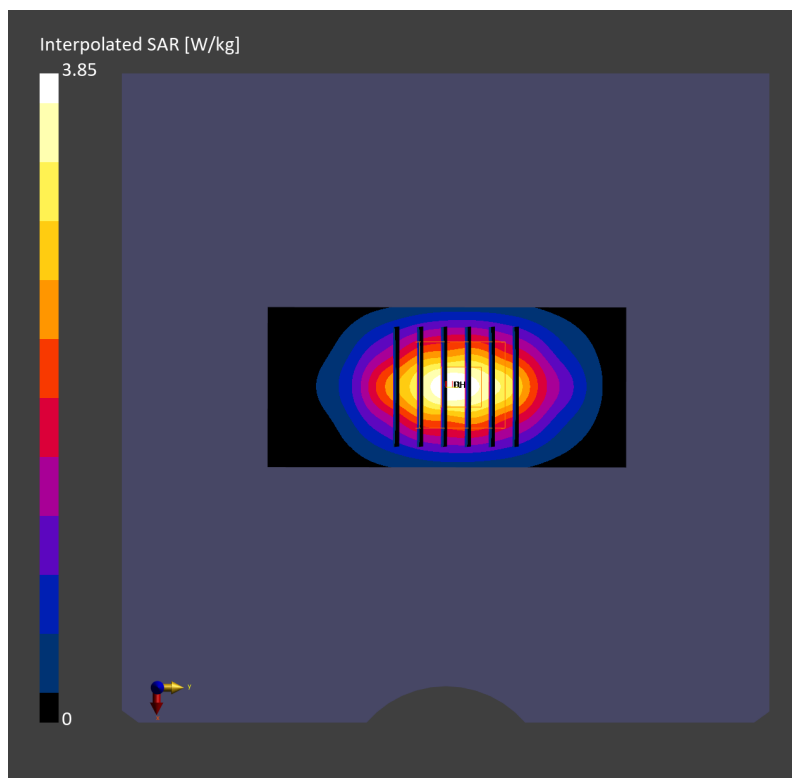
**Pin=50mW/Zoom Scan (30.0 mm x 30.0 mm x 30.0 mm):** Measurement Grid: 6.0 mm x 6.0 mm x 1.5 mm

Power Drift = 0.00 dB

SAR (1g) = 2.04 W/kg; SAR (8g) = 1.16 W/kg; SAR (10g) = 1.07 W/kg

Smallest distance from peaks to all points 3 dB below = 10.3 mm

Ratio of SAR at M2 to SAR at M1 = 81.9 %



## System Check\_Head\_1900MHz

### DUT: D1900V2-5d185

Communication System: CW; Frequency: 1900.000 MHz; Duty Cycle: 1:1

Medium: HSL\_1900\_230524 Medium parameters used:  $f=1900.000$  MHz;  $\sigma=1.42$  S/m;  $\epsilon_r=38.6$

Ambient Temperature: 23.4°C; Liquid Temperature: 22.4°C

#### DASY6 Configuration:

- Probe: EX3DV4 - SN3931; ConvF(8.36, 8.36, 8.36); Calibrated: 2022-10-31
- Sensor-Surface: 1.4 mm
- Electronics: DAE4 Sn1696; Calibrated: 2022-11-09
- Phantom: Twin-SAM V8.0 (30deg probe tilt); Serial: 2079\_Gap; Section: Flat
- Measurement Software: 16.2.4.2524
- UID: CW

**Pin=50mW/Area Scan (40.0 mm x 90.0 mm):** Measurement Grid: 10.0 mm x 15.0 mm

SAR (1g) = 1.93 W/kg; SAR (10g) = 1.00 W/kg;

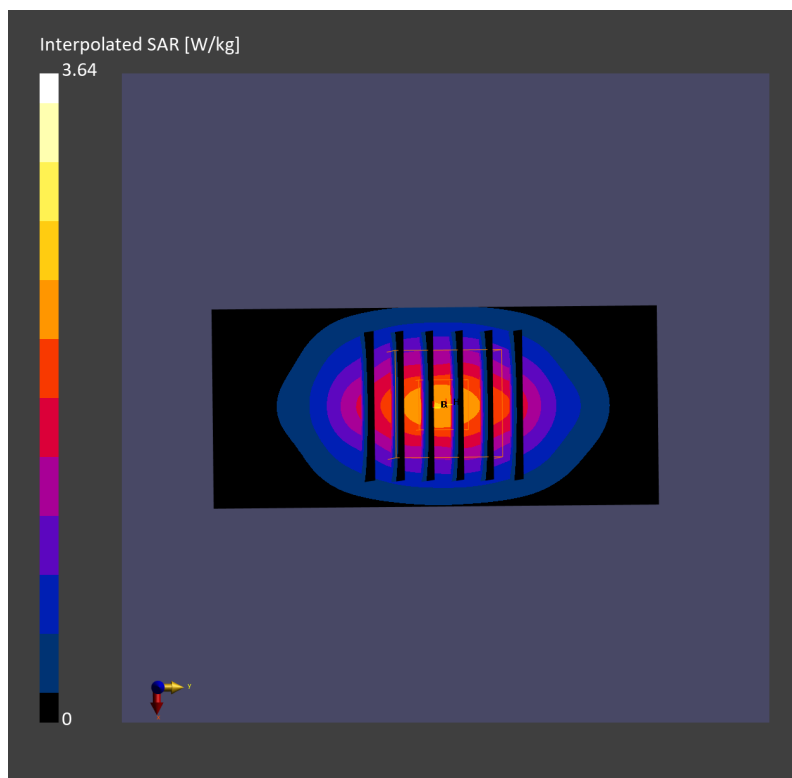
**Pin=50mW/Zoom Scan (30.0 mm x 30.0 mm x 30.0 mm):** Measurement Grid: 6.0 mm x 6.0 mm x 1.5 mm

Power Drift = 0.00 dB

SAR (1g) = 1.93 W/kg; SAR (8g) = 1.09 W/kg; SAR (10g) = 1.00 W/kg

Smallest distance from peaks to all points 3 dB below = 10.3 mm

Ratio of SAR at M2 to SAR at M1 = 82.5 %



**System Check\_Head\_1900MHz****DUT: D1900V2 - SN5d185**

Communication System: CW; Frequency: 1900 MHz; Duty Cycle: 1:1

Medium: HSL\_1900\_230603 Medium parameters used:  $f=1900$  MHz;  $\sigma=1.39$  S/m;  $\epsilon_r=40.4$

Ambient Temperature: 23.4°C; Liquid Temperature: 22.4°C

**DASY6 Configuration:**

- Probe: EX3DV4 - SN3931; ConvF(8.36, 8.36, 8.36); Calibrated: 2022-10-31
- Sensor-Surface: 1.4 mm
- Electronics: DAE4 Sn1696; Calibrated: 2022-11-09
- Phantom: Twin-SAM V8.0 (30deg probe tilt); Serial: 2079\_Gap; Section: Flat
- Measurement Software: 16.2.4.2524
- UID: CW

**Pin=50mW/Area Scan (40.0 mm x 90.0 mm):** Measurement Grid: 10.0 mm x 15.0 mm

SAR (1g) = 1.87 W/kg; SAR (10g) = 0.979 W/kg;

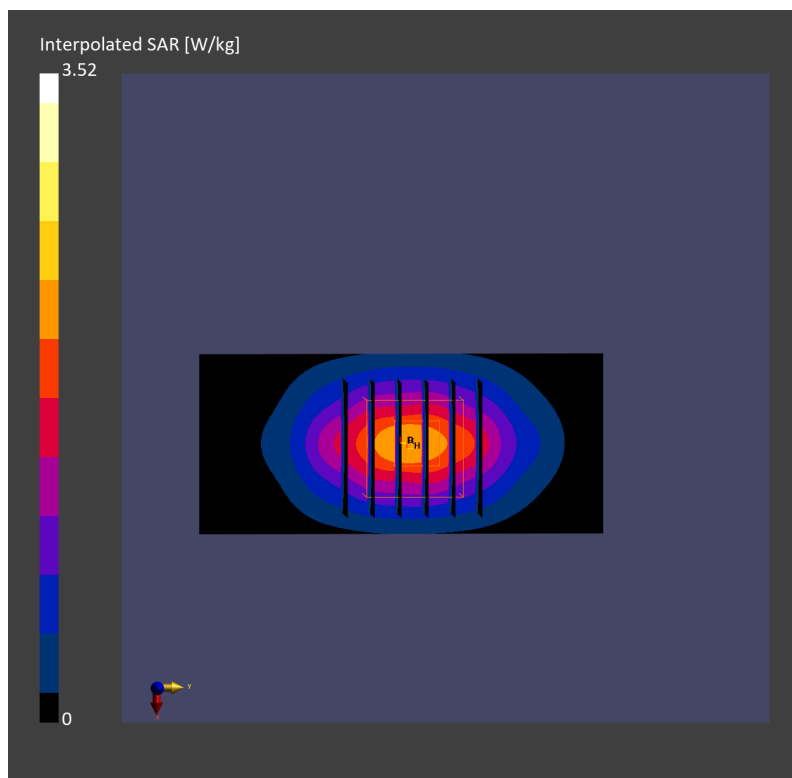
**Pin=50mW/Zoom Scan (30.0 mm x 30.0 mm x 30.0 mm):** Measurement Grid: 6.0 mm x 6.0 mm x 1.5 mm

Power Drift = 0.01 dB

SAR (1g) = 1.88 W/kg; SAR (8g) = 1.07 W/kg; SAR (10g) = 0.990 W/kg

Smallest distance from peaks to all points 3 dB below = 10.8 mm

Ratio of SAR at M2 to SAR at M1 = 83.0 %



## System Check\_Head\_1900MHz

### DUT: D1900V2 - SN5d185

Communication System: CW; Frequency: 1900.000 MHz; Duty Cycle: 1:1

Medium: HSL\_1900\_230605 Medium parameters used:  $f=1900.000$  MHz;  $\sigma=1.41$  S/m;  $\epsilon_r=38.9$

Ambient Temperature: 23.4°C; Liquid Temperature: 22.4°C

#### DASY6 Configuration:

- Probe: EX3DV4 - SN3931; ConvF(8.36, 8.36, 8.36); Calibrated: 2022-10-31
- Sensor-Surface: 1.4 mm
- Electronics: DAE4 Sn1696; Calibrated: 2022-11-09
- Phantom: Twin-SAM V8.0 (30deg probe tilt); Serial: 2079\_Gap; Section: Flat
- Measurement Software: 16.2.4.2524
- UID: CW

**Pin=50mW/Area Scan (40.0 mm x 90.0 mm):** Measurement Grid: 10.0 mm x 15.0 mm

SAR (1g) = 1.94 W/kg; SAR (10g) = 1.01 W/kg;

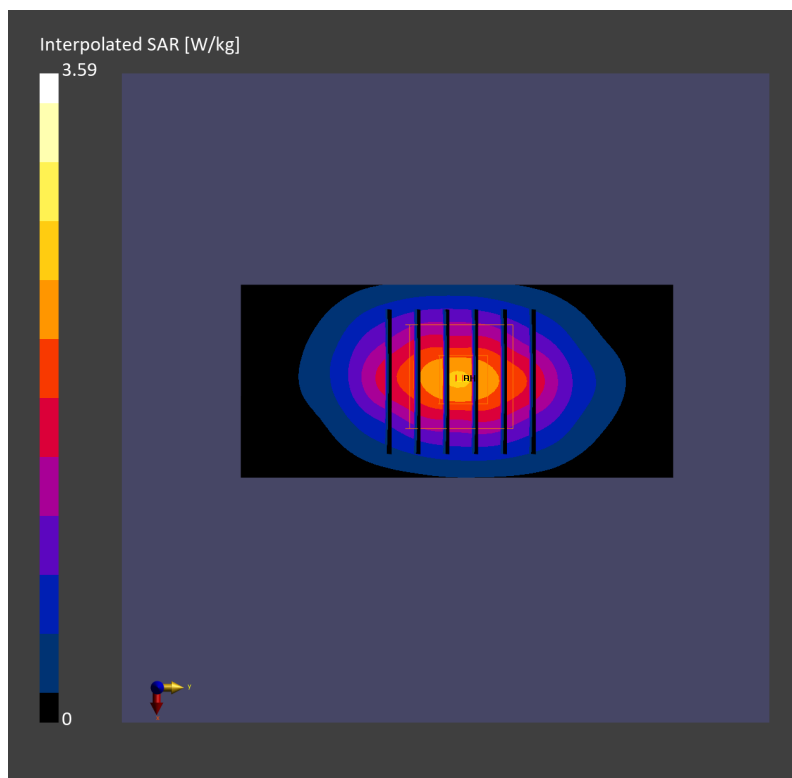
**Pin=50mW/Zoom Scan (30.0 mm x 30.0 mm x 30.0 mm):** Measurement Grid: 6.0 mm x 6.0 mm x 1.5 mm

Power Drift = 0.12 dB

SAR (1g) = 1.92 W/kg; SAR (8g) = 1.10 W/kg; SAR (10g) = 1.01 W/kg

Smallest distance from peaks to all points 3 dB below = 10.8 mm

Ratio of SAR at M2 to SAR at M1 = 81.9 %





## System Check\_Head\_1900MHz

### DUT: D1900V2 - SN5d185

Communication System: CW; Frequency: 1900.000 MHz; Duty Cycle: 1:1

Medium: HSL\_1900\_230606 Medium parameters used:  $f = 1900.000$  MHz;  $\sigma = 1.46$  S/m;  $\epsilon_r = 39.5$

Ambient Temperature: 23.8°C; Liquid Temperature: 22.8°C

#### DASY6 Configuration:

- Probe: EX3DV4 - SN3931; ConvF(8.36, 8.36, 8.36); Calibrated: 2022-10-31
- Sensor-Surface: 1.4 mm
- Electronics: DAE4 Sn1696; Calibrated: 2022-11-09
- Phantom: Twin-SAM V8.0 (30deg probe tilt); Serial: 2079\_Gap; Section: Flat
- Measurement Software: 16.2.4.2524
- UID: CW

**Pin=50mW/Area Scan (40.0 mm x 90.0 mm):** Measurement Grid: 10.0 mm x 15.0 mm

SAR (1g) = 1.98 W/kg; SAR (10g) = 1.03 W/kg;

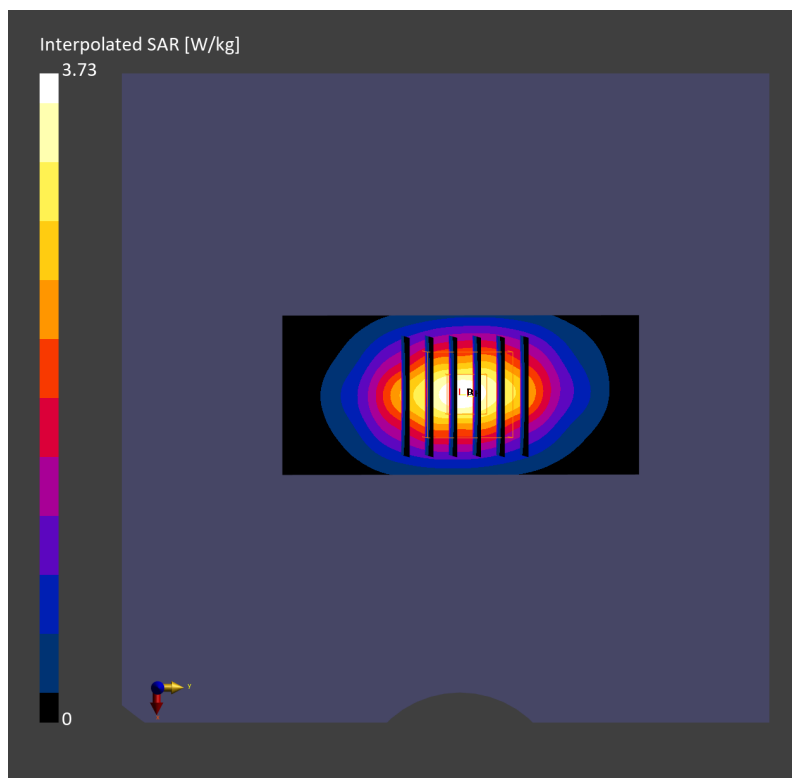
**Pin=50mW/Zoom Scan (30.0 mm x 30.0 mm x 30.0 mm):** Measurement Grid: 6.0 mm x 6.0 mm x 1.5 mm

Power Drift = -0.01 dB

SAR (1g) = 1.97 W/kg; SAR (8g) = 1.12 W/kg; SAR (10g) = 1.03 W/kg

Smallest distance from peaks to all points 3 dB below = 10.8 mm

Ratio of SAR at M2 to SAR at M1 = 82.3 %



## System Check\_Head\_2300MHz

### DUT: D2300V2 - SN1006

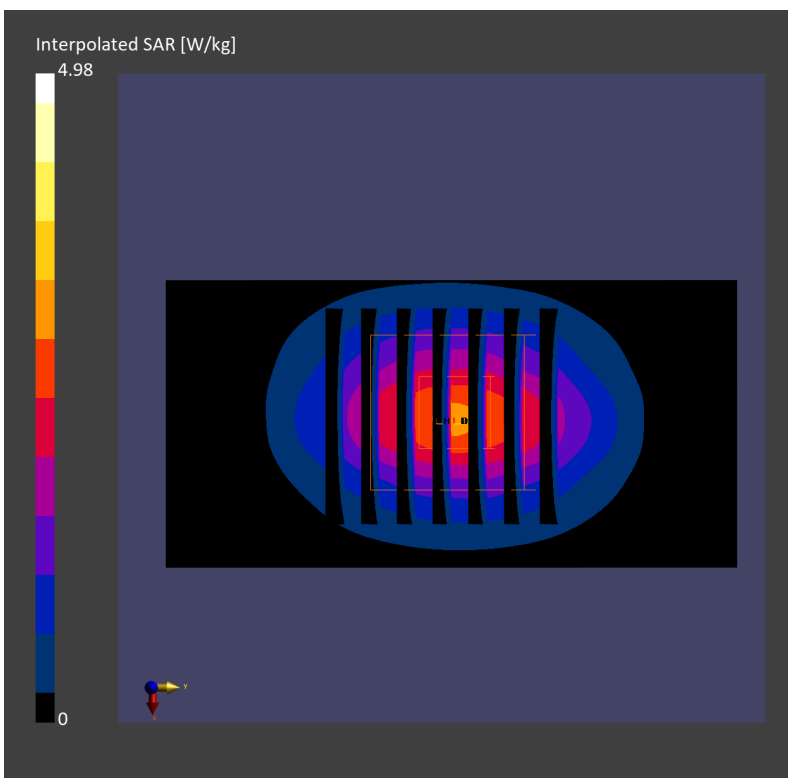
Communication System: CW; Frequency: 2300.000 MHz; Duty Cycle: 1:1  
Medium: HSL\_2300\_230512 Medium parameters used:  $f=2300.000$  MHz;  $\sigma=1.66$  S/m;  $\epsilon_r=39.8$   
Ambient Temperature: 23.3°C; Liquid Temperature: 22.3°C

#### DASY6 Configuration:

- Probe: EX3DV4 - SN3931; ConvF(7.93, 7.93, 7.93); Calibrated: 2022-10-31
- Sensor-Surface: 1.4 mm
- Electronics: DAE4 Sn1696; Calibrated: 2022-11-09
- Phantom: Twin-SAM V8.0 (30deg probe tilt); Serial: 2079; Section: Flat
- Measurement Software: 16.2.4.2448
- UID: CW

**Pin=50mW/Area Scan (40.0 mm x 80.0 mm):** Measurement Grid: 10.0 mm x 10.0 mm  
SAR (1g) = 2.32 W/kg; SAR (10g) = 1.11 W/kg;

**Pin=50mW/Zoom Scan (30.0 mm x 30.0 mm x 30.0 mm):** Measurement Grid: 5.0 mm x 5.0 mm x 1.5 mm  
Power Drift = 0.00 dB  
SAR (1g) = 2.35 W/kg; SAR (8g) = 1.23 W/kg; SAR (10g) = 1.12 W/kg  
Smallest distance from peaks to all points 3 dB below = 9.0 mm  
Ratio of SAR at M2 to SAR at M1 = 77.9 %



## System Check\_Head\_2300MHz

### D2300V2-1006

Communication System: CW; Frequency: 2300.000 MHz; Duty Cycle: 1:1

Medium: HSL\_2300\_230519 Medium parameters used:  $f = 2300.000$  MHz;  $\sigma = 1.61$  S/m;  $\epsilon_r = 39.2$

Ambient Temperature: 23.9°C; Liquid Temperature: 22.9°C

DASY6 Configuration:

- Probe: EX3DV4 - SN7791; ConvF(6.88, 7.66, 6.92); Calibrated: 2023-02-22
- Sensor-Surface: 1.4 mm
- Electronics: DAE4 Sn1647; Calibrated: 2022-11-18
- Phantom: Twin-SAM V8.0 (30deg probe tilt); Serial: 1919; Section: Flat
- Measurement Software: 16.2.4.2524
- UID: CW

**Pin=50mW/Area Scan (40.0 mm x 80.0 mm):** Measurement Grid: 10.0 mm x 10.0 mm

SAR (1g) = 2.47 W/kg; SAR (10g) = 1.18 W/kg;

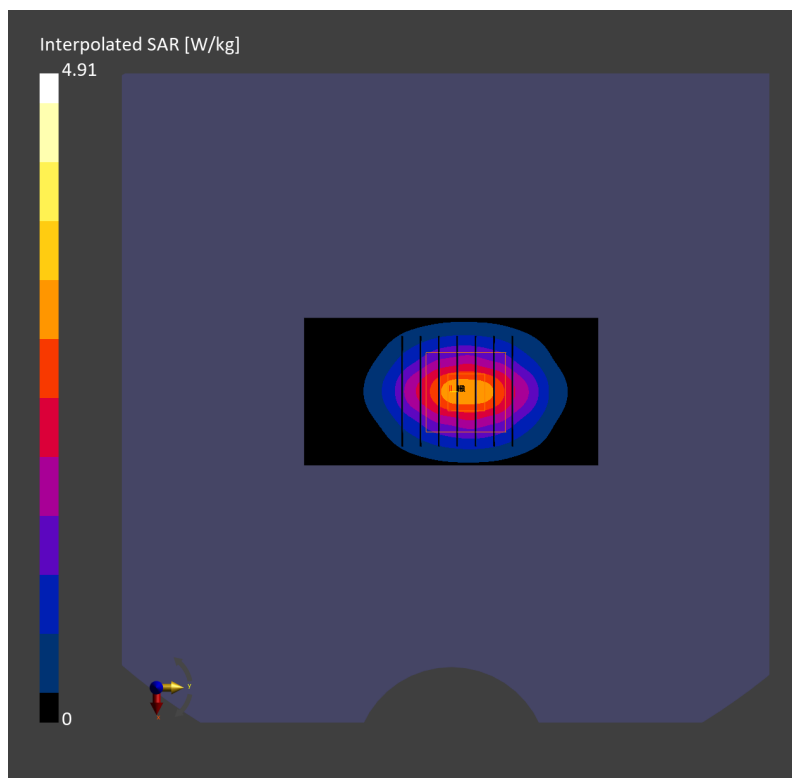
**Pin=50mW/Zoom Scan (30.0 mm x 30.0 mm x 30.0 mm):** Measurement Grid: 5.0 mm x 5.0 mm x 1.5 mm

Power Drift = -0.01 dB

SAR (1g) = 2.44 W/kg; SAR (8g) = 1.29 W/kg; SAR (10g) = 1.17 W/kg

Smallest distance from peaks to all points 3 dB below = 9.3 mm

Ratio of SAR at M2 to SAR at M1 = 80.8 %



## System Check\_Head\_2300MHz

### DUT: D2300V2 - SN1006

Communication System: CW; Frequency: 2300.000 MHz; Duty Cycle: 1:1

Medium: HSL\_2300\_230527 Medium parameters used:  $f = 2300.000$  MHz;  $\sigma = 1.68$  S/m;  $\epsilon_r = 40.0$

Ambient Temperature: 23.4°C; Liquid Temperature: 22.4°C

#### DASY6 Configuration:

- Probe: EX3DV4 - SN3931; ConvF(7.93, 7.93, 7.93); Calibrated: 2022-10-31
- Sensor-Surface: 1.4 mm
- Electronics: DAE4 Sn1696; Calibrated: 2022-11-09
- Phantom: Twin-SAM V8.0 (30deg probe tilt); Serial: 2079\_Gap; Section: Flat
- Measurement Software: 16.2.4.2524
- UID: CW

**Pin=50mW/Area Scan (40.0 mm x 80.0 mm):** Measurement Grid: 10.0 mm x 10.0 mm

SAR (1g) = 2.22 W/kg; SAR (10g) = 1.06 W/kg;

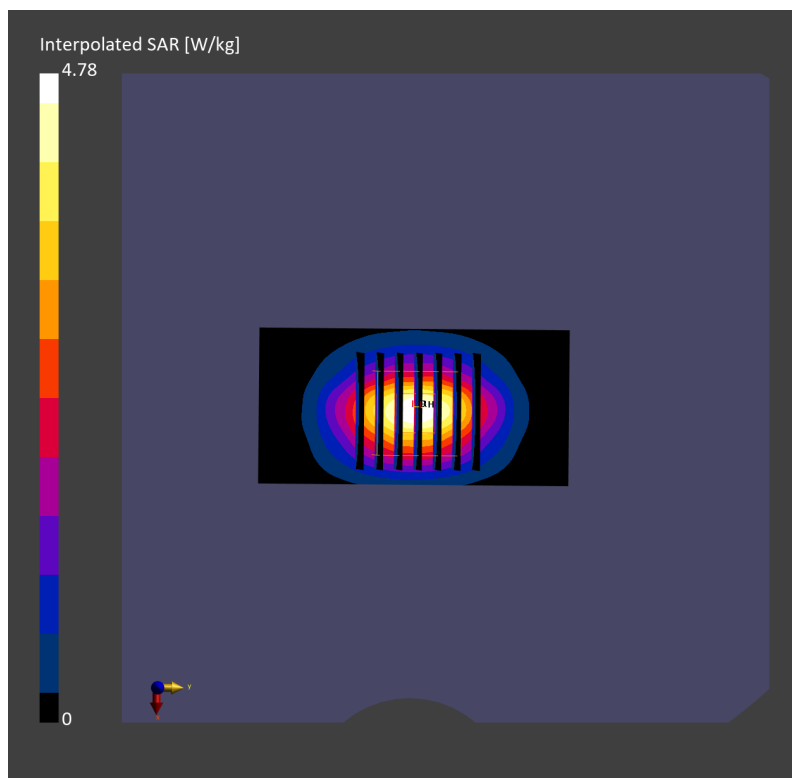
**Pin=50mW/Zoom Scan (30.0 mm x 30.0 mm x 30.0 mm):** Measurement Grid: 5.0 mm x 5.0 mm x 1.5 mm

Power Drift = -0.03 dB

SAR (1g) = 2.32 W/kg; SAR (8g) = 1.23 W/kg; SAR (10g) = 1.12 W/kg

Smallest distance from peaks to all points 3 dB below = 9.0 mm

Ratio of SAR at M2 to SAR at M1 = 79.8 %



## System Check\_Head\_2450MHz

### DUT: D2450V2 - SN929

Communication System: CW; Frequency: 2450.000 MHz; Duty Cycle: 1:1  
Medium: HSL\_2450\_230520 Medium parameters used:  $f = 2450.000$  MHz;  $\sigma = 1.79$  S/m;  $\epsilon_r = 39.0$   
Ambient Temperature: 23.2°C; Liquid Temperature: 22.2°C

#### DASY6 Configuration:

- Probe: EX3DV4 - SN7625; ConvF(7.92, 7.92, 7.92); Calibrated: 2023-01-26
- Sensor-Surface: 1.4 mm
- Electronics: DAE4 Sn656; Calibrated: 2023-01-23
- Phantom: Twin-SAM V8.0 (30deg probe tilt); Serial: 2079; Section: Flat
- Measurement Software: 16.2.4.2524
- UID: CW, 0--

**Pin=50mW/Area Scan (40.0 mm x 80.0 mm):** Measurement Grid: 10.0 mm x 10.0 mm  
SAR (1g) = 2.28 W/kg; SAR (10g) = 1.09 W/kg;

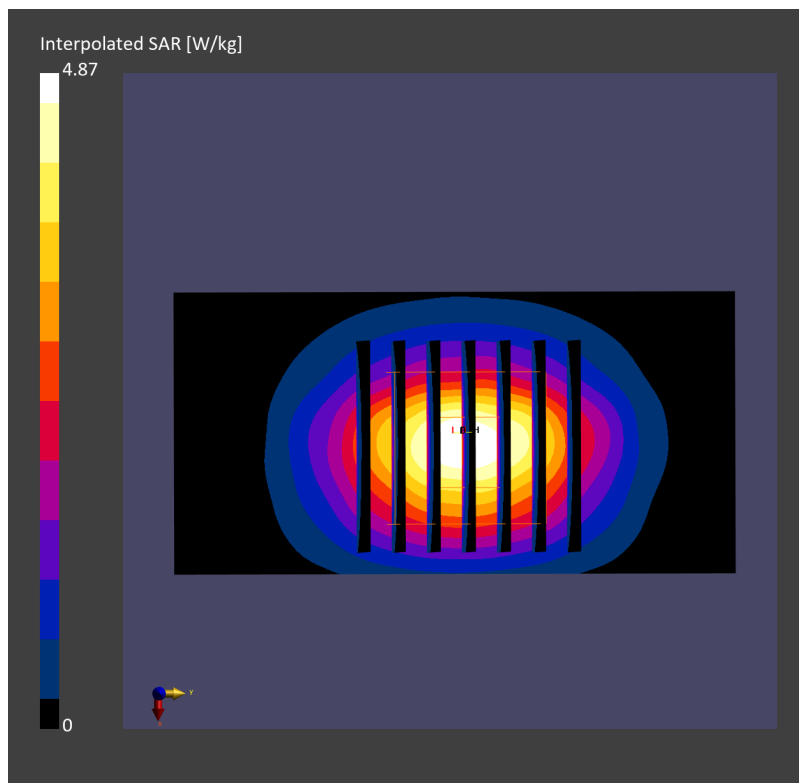
**Pin=50mW/Zoom Scan (30.0 mm x 30.0 mm x 30.0 mm):** Measurement Grid: 5.0 mm x 5.0 mm x 1.5 mm

Power Drift = 0.06 dB

SAR (1g) = 2.40 W/kg; SAR (8g) = 1.25 W/kg; SAR (10g) = 1.14 W/kg

Smallest distance from peaks to all points 3 dB below = 9.0 mm

Ratio of SAR at M2 to SAR at M1 = 80.7 %



## System Check\_Head\_2450MHz

### DUT: D2450V2 - SN929

Communication System: CW; Frequency: 2450.000 MHz; Duty Cycle: 1:1  
Medium: HSL\_2450\_230524 Medium parameters used:  $f=2450.000$  MHz;  $\sigma=1.75$  S/m;  $\epsilon_r=38.6$   
Ambient Temperature: 23.3°C; Liquid Temperature: 22.3°C

#### DASY6 Configuration:

- Probe: EX3DV4 - SN7625; ConvF(7.92, 7.92, 7.92); Calibrated: 2023-01-26
- Sensor-Surface: 1.4 mm
- Electronics: DAE4 Sn656; Calibrated: 2023-01-23
- Phantom: Twin-SAM V8.0 (30deg probe tilt); Serial: 2079; Section: Flat
- Measurement Software: 16.2.4.2524
- UID: CW, 0--

**Pin=50mW/Area Scan (40.0 mm x 80.0 mm):** Measurement Grid: 10.0 mm x 10.0 mm  
SAR (1g) = 2.24 W/kg; SAR (10g) = 1.05 W/kg;

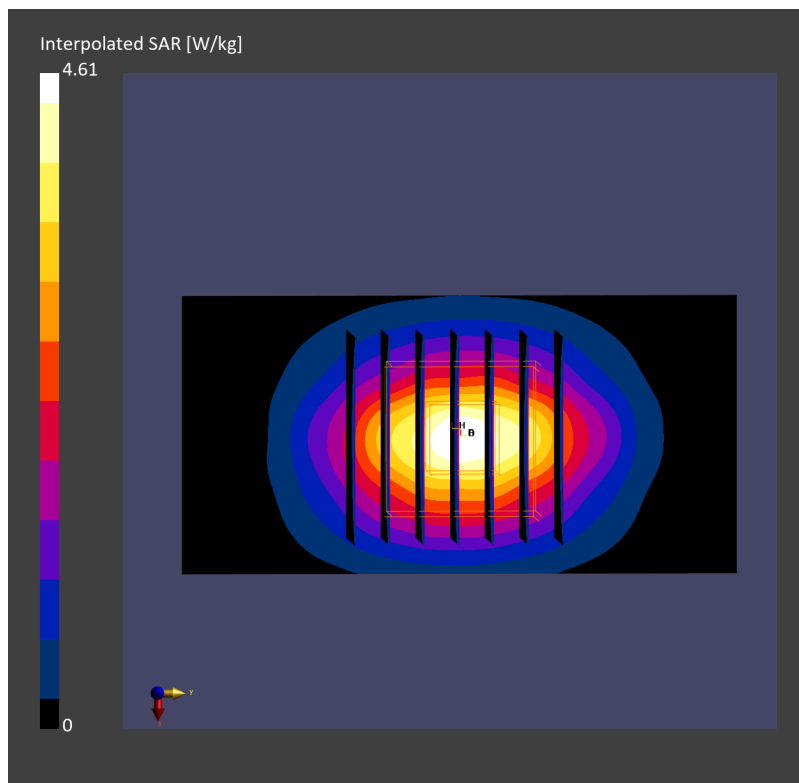
**Pin=50mW/Zoom Scan (30.0 mm x 30.0 mm x 30.0 mm):** Measurement Grid: 5.0 mm x 5.0 mm x 1.5 mm

Power Drift = 0.12 dB

SAR (1g) = 2.37 W/kg; SAR (8g) = 1.25 W/kg; SAR (10g) = 1.12 W/kg

Smallest distance from peaks to all points 3 dB below = 9.0 mm

Ratio of SAR at M2 to SAR at M1 = 80.8 %



## System Check\_Head\_2450MHz

### DUT: D2450V2 - 929

Communication System: CW; Frequency: 2450.000 MHz; Duty Cycle: 1:1  
Medium: HSL\_2450\_230527 Medium parameters used:  $f = 2450.000$  MHz;  $\sigma = 1.77$  S/m;  $\epsilon_r = 38.7$   
Ambient Temperature: 23.7°C; Liquid Temperature: 22.7°C

#### DASY6 Configuration:

- Probe: EX3DV4 - SN7625; ConvF(7.92, 7.92, 7.92); Calibrated: 2023-01-26
- Sensor-Surface: 1.4 mm
- Electronics: DAE4 Sn656; Calibrated: 2023-01-23
- Phantom: Twin-SAM V8.0 (30deg probe tilt); Serial: 2079; Section: Flat
- Measurement Software: 16.2.4.2524
- UID: CW

**Pin=50mW/Area Scan (40.0 mm x 80.0 mm):** Measurement Grid: 10.0 mm x 10.0 mm  
SAR (1g) = 2.42 W/kg; SAR (10g) = 1.13 W/kg;

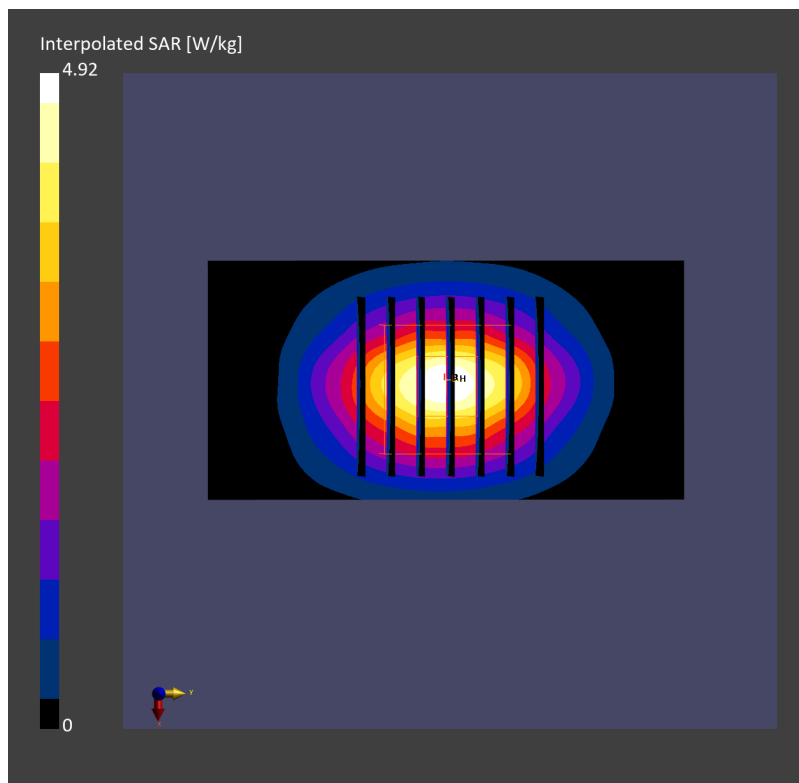
**Pin=50mW/Zoom Scan (30.0 mm x 30.0 mm x 30.0 mm):** Measurement Grid: 5.0 mm x 5.0 mm x 1.5 mm

Power Drift = -0.03 dB

SAR (1g) = 2.41 W/kg; SAR (8g) = 1.27 W/kg; SAR (10g) = 1.15 W/kg

Smallest distance from peaks to all points 3 dB below = 9.1 mm

Ratio of SAR at M2 to SAR at M1 = 80.1 %



## System Check\_Head\_2450MHz

### DUT: D2450V2 - 929

Communication System: CW; Frequency: 2450.000 MHz; Duty Cycle: 1:1  
Medium: HSL\_2450\_230530 Medium parameters used:  $f=2450.000$  MHz;  $\sigma=1.79$  S/m;  $\epsilon_r=38.8$   
Ambient Temperature: 23.9°C; Liquid Temperature: 22.9°C

#### DASY6 Configuration:

- Probe: EX3DV4 - SN7625; ConvF(7.92, 7.92, 7.92); Calibrated: 2023-01-26
- Sensor-Surface: 1.4 mm
- Electronics: DAE4 Sn656; Calibrated: 2023-01-23
- Phantom: Twin-SAM V8.0 (30deg probe tilt); Serial: 2079\_For Gap; Section: Flat
- Measurement Software: 16.2.4.2524
- UID: CW, 0--

**Pin=50mW/Area Scan (40.0 mm x 80.0 mm):** Measurement Grid: 10.0 mm x 10.0 mm SAR (1g) = 2.62

W/kg; SAR (10g) = 1.21 W/kg;

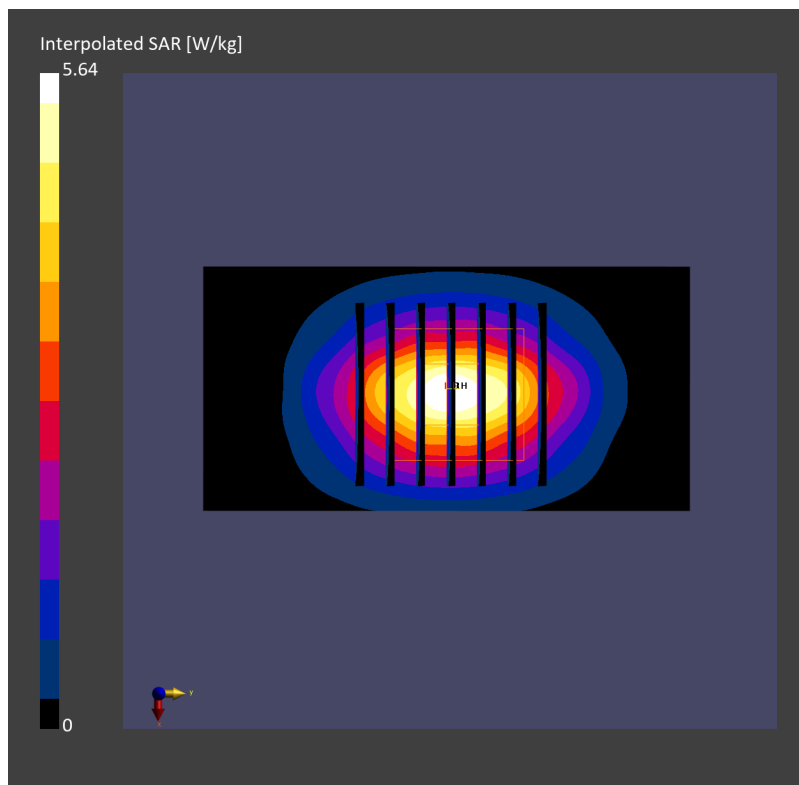
**Pin=50mW/Zoom Scan (30.0 mm x 30.0 mm x 30.0 mm):** Measurement Grid: 5.0 mm x 5.0 mm x 1.5 mm

Power Drift = -0.05 dB

SAR (1g) = 2.68 W/kg; SAR (8g) = 1.38 W/kg; SAR (10g) = 1.26 W/kg

Smallest distance from peaks to all points 3 dB below = 9.0 mm

Ratio of SAR at M2 to SAR at M1 = 79.6 %





## System Check\_Head\_2450MHz

### DUT: D2450V2 - SN929

Communication System: CW; Frequency: 2450.000 MHz; Duty Cycle: 1:1  
Medium: HSL\_2450\_230531 Medium parameters used:  $f=2450.000$  MHz;  $\sigma=1.82$  S/m;  $\epsilon_r=39.2$   
Ambient Temperature: 23.6°C; Liquid Temperature: 22.6°C

#### DASY6 Configuration:

- Probe: EX3DV4 - SN7625; ConvF(7.92, 7.92, 7.92); Calibrated: 2023-01-26
- Sensor-Surface: 1.4 mm
- Electronics: DAE4 Sn656; Calibrated: 2023-01-23
- Phantom: Twin-SAM V8.0 (30deg probe tilt); Serial: 2079\_For Gap; Section: Flat
- Measurement Software: 16.2.4.2524
- UID: CW, 0--

**Pin=50mW/Area Scan (40.0 mm x 80.0 mm):** Measurement Grid: 10.0 mm x 10.0 mm  
SAR (1g) = 2.25 W/kg; SAR (10g) = 1.05 W/kg;

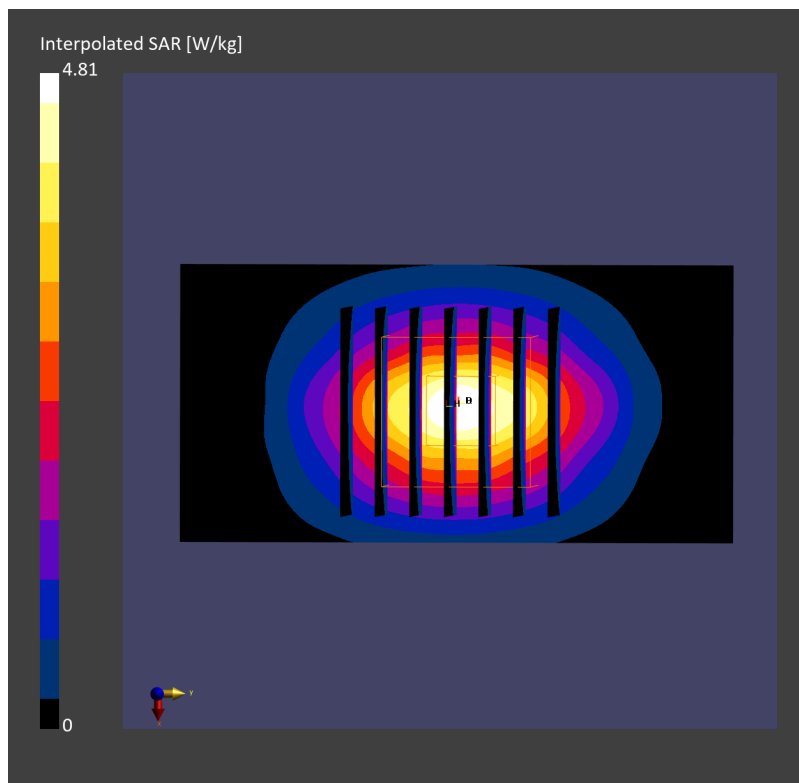
**Pin=50mW/Zoom Scan (30.0 mm x 30.0 mm x 30.0 mm):** Measurement Grid: 5.0 mm x 5.0 mm x 1.5 mm

Power Drift = 0.05 dB

SAR (1g) = 2.38 W/kg; SAR (8g) = 1.25 W/kg; SAR (10g) = 1.13 W/kg

Smallest distance from peaks to all points 3 dB below = 9.0 mm

Ratio of SAR at M2 to SAR at M1 = 81.0 %



## System Check\_Head\_2450MHz

### DUT: D2450V2 - SN929

Communication System: CW; Frequency: 2450.000 MHz; Duty Cycle: 1:1  
Medium: HSL\_2450\_230605 Medium parameters used:  $f=2450.000$  MHz;  $\sigma=1.80$  S/m;  $\epsilon_r=39.0$   
Ambient Temperature: 23.3°C; Liquid Temperature: 22.3°C

#### DASY6 Configuration:

- Probe: EX3DV4 - SN7625; ConvF(7.92, 7.92, 7.92); Calibrated: 2023-01-26
- Sensor-Surface: 1.4 mm
- Electronics: DAE4 Sn656; Calibrated: 2023-01-23
- Phantom: Twin-SAM V8.0 (30deg probe tilt); Serial: 2079; Section: Flat
- Measurement Software: 16.2.4.2524
- UID: CW, 0--

**Pin=50mW/Area Scan (40.0 mm x 80.0 mm):** Measurement Grid: 10.0 mm x 10.0 mm  
SAR (1g) = 2.32 W/kg; SAR (10g) = 1.08 W/kg;

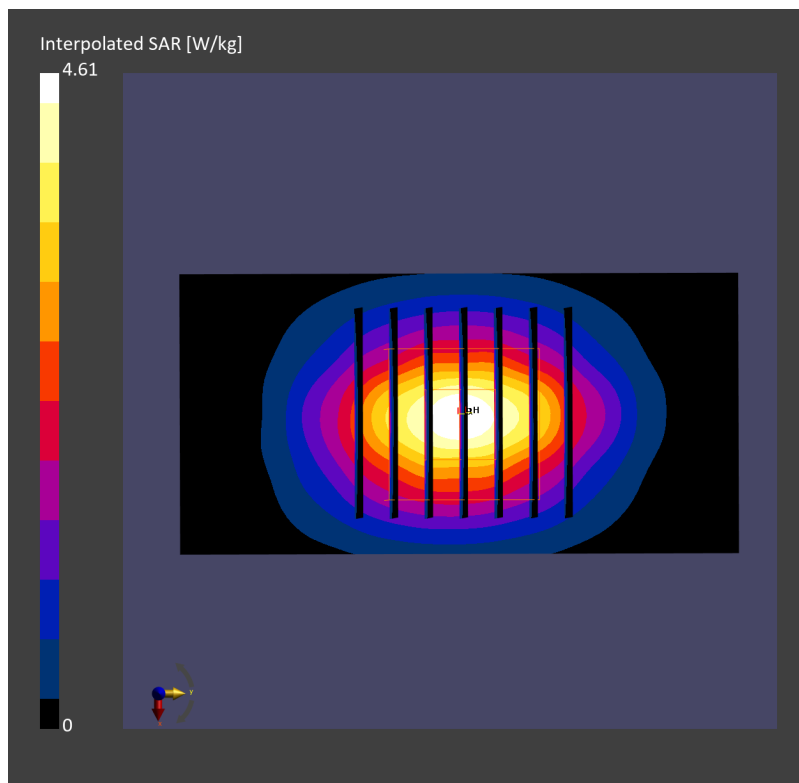
**Pin=50mW/Zoom Scan (30.0 mm x 30.0 mm x 30.0 mm):** Measurement Grid: 5.0 mm x 5.0 mm x 1.5 mm

Power Drift = 0.05 dB

SAR (1g) = 2.36 W/kg; SAR (8g) = 1.23 W/kg; SAR (10g) = 1.12 W/kg

Smallest distance from peaks to all points 3 dB below = 9.5 mm

Ratio of SAR at M2 to SAR at M1 = 81.7 %



## System Check\_Head\_2450MHz

**DUT: D2450V2 - SN929**

Communication System: CW; Frequency: 2450.000 MHz; Duty Cycle: 1:1  
Medium: HSL\_2450\_230608 Medium parameters used:  $f=2450.000$  MHz;  $\sigma=1.77$  S/m;  $\epsilon_r=38.8$   
Ambient Temperature: 23.3°C; Liquid Temperature: 22.3°C

### DASY6 Configuration:

- Probe: EX3DV4 - SN7625; ConvF(7.92, 7.92, 7.92); Calibrated: 2023-01-26
- Sensor-Surface: 1.4 mm
- Electronics: DAE4 Sn656; Calibrated: 2023-01-23
- Phantom: Twin-SAM V8.0 (30deg probe tilt); Serial: 2079\_For Gap; Section: Flat
- Measurement Software: 16.2.4.2524
- UID: CW, 0--

**Pin=50mW/Area Scan (40.0 mm x 80.0 mm):** Measurement Grid: 10.0 mm x 10.0 mm  
SAR (1g) = 2.29 W/kg; SAR (10g) = 1.09 W/kg;

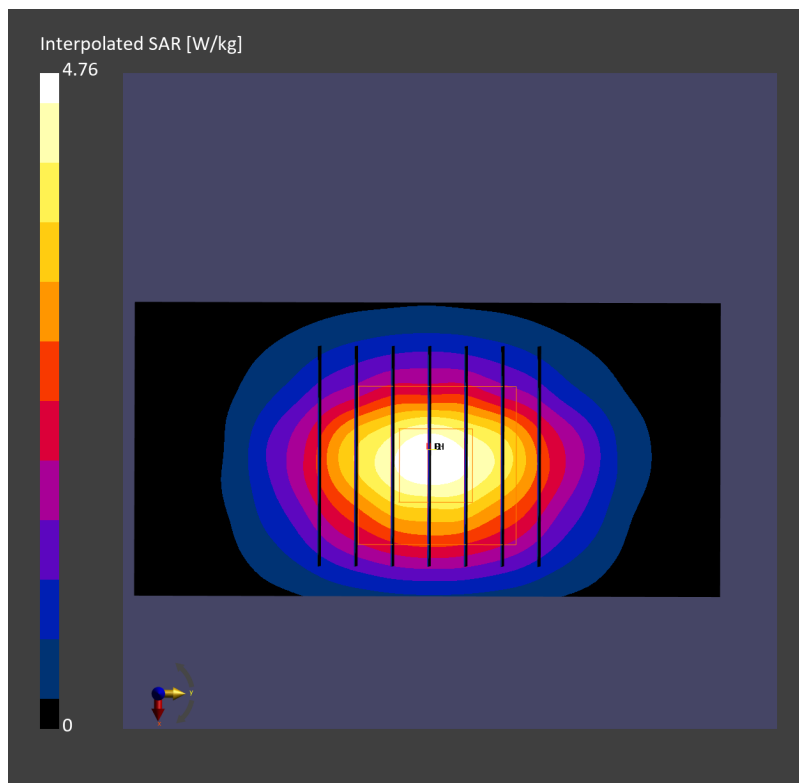
**Pin=50mW/Zoom Scan (30.0 mm x 30.0 mm x 30.0 mm):** Measurement Grid: 5.0 mm x 5.0 mm x 1.5 mm

Power Drift = -0.03 dB

SAR (1g) = 2.37 W/kg; SAR (8g) = 1.26 W/kg; SAR (10g) = 1.14 W/kg

Smallest distance from peaks to all points 3 dB below = 9.0 mm

Ratio of SAR at M2 to SAR at M1 = 81.5 %



## System Check\_Head\_2600MHz

### DUT: D2600V2 - SN1078

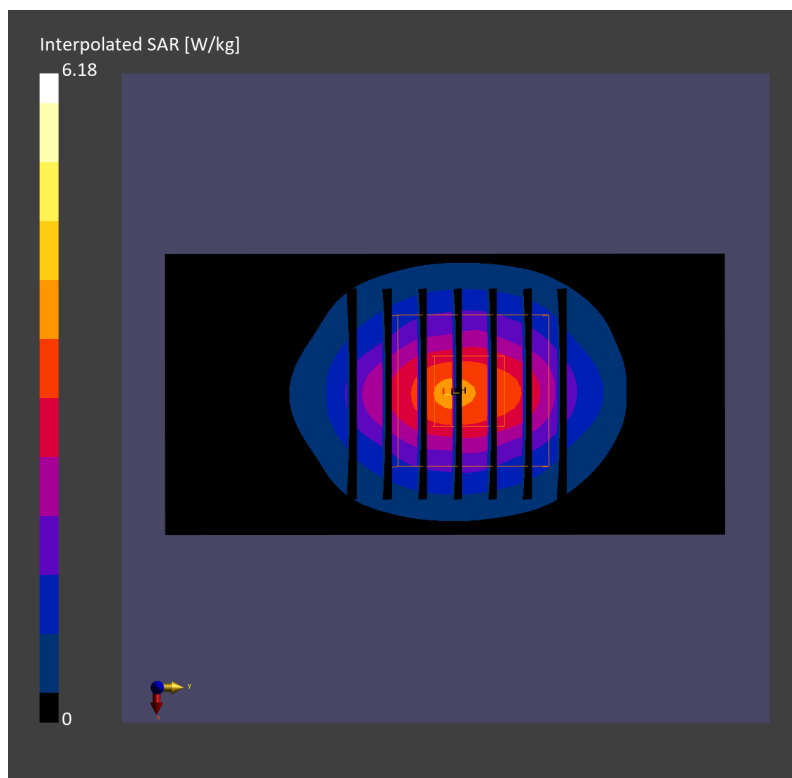
Communication System: CW; Frequency: 2600.0 MHz; Duty Cycle: 1:1  
Medium: HSL\_2600\_230504 Medium parameters used:  $f = 2600.0$  MHz;  $\sigma = 1.99$  S/m;  $\epsilon_r = 38.7$   
Ambient Temperature: 23.6°C; Liquid Temperature: 22.6°C

#### DASY6 Configuration:

- Probe: EX3DV4 - SN3931; ConvF(7.4, 7.4, 7.4); Calibrated: 2022-10-31
- Sensor-Surface: 1.4 mm
- Electronics: DAE4 Sn1696; Calibrated: 2022-11-09
- Phantom: Twin-SAM V8.0 (30deg probe tilt); Serial: 2079; Section: Flat
- Measurement Software: 16.2.2.1588
- UID: CW

**Pin=50mW/Area Scan (40.0 mm x 80.0 mm):** Measurement Grid: 10.0 mm x 10.0 mm  
SAR (1g) = 2.83 W/kg; SAR (10g) = 1.27 W/kg;

**Pin=50mW/Zoom Scan (30.0 mm x 30.0 mm x 30.0 mm):** Measurement Grid: 5.0 mm x 5.0 mm x 1.5 mm  
Power Drift = -0.04 dB  
SAR (1g) = 2.80 W/kg; SAR (8g) = 1.39 W/kg; SAR (10g) = 1.26 W/kg  
Smallest distance from peaks to all points 3 dB below = 9.0 mm  
Ratio of SAR at M2 to SAR at M1 = 77.7 %



## System Check\_Head\_2600MHz

### DUT: D2600V2-1078

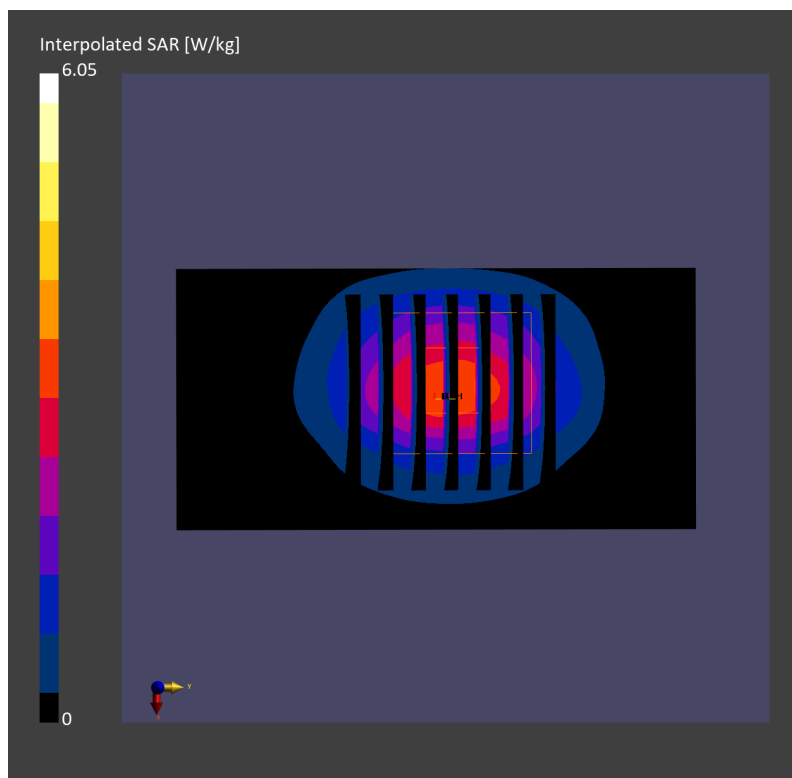
Communication System: CW; Frequency: 2600.0 MHz; Duty Cycle: 1:1  
Medium: HSL\_2600\_230509 Medium parameters used:  $f = 2600.0$  MHz;  $\sigma = 2.01$  S/m;  $\epsilon_r = 38.8$   
Ambient Temperature: 23.2°C; Liquid Temperature: 22.2°C

#### DASY6 Configuration:

- Probe: EX3DV4 - SN3931; ConvF(7.4, 7.4, 7.4); Calibrated: 2022-10-31
- Sensor-Surface: 1.4 mm
- Electronics: DAE4 Sn1696; Calibrated: 2022-11-09
- Phantom: Twin-SAM V8.0 (30deg probe tilt); Serial: 2079; Section: Flat
- Measurement Software: 16.2.2.1588
- UID: CW

**Pin=50mW/Area Scan (40.0 mm x 80.0 mm):** Measurement Grid: 10.0 mm x 10.0 mm  
SAR (1g) = 2.67 W/kg; SAR (10g) = 1.23 W/kg;

**Pin=50mW/Zoom Scan (30.0 mm x 30.0 mm x 30.0 mm):** Measurement Grid: 5.0 mm x 5.0 mm x 1.5 mm  
Power Drift = -0.12 dB  
SAR (1g) = 2.74 W/kg; SAR (8g) = 1.36 W/kg; SAR (10g) = 1.23 W/kg  
Smallest distance from peaks to all points 3 dB below = 9.0 mm  
Ratio of SAR at M2 to SAR at M1 = 77.9 %



## System Check\_Head\_2600MHz

### DUT: D2600V2-1078

Communication System: CW; Frequency: 2600.000 MHz; Duty Cycle: 1:1  
Medium: HSL\_2600\_230516 Medium parameters used:  $f = 2600.000$  MHz;  $\sigma = 2.01$  S/m;  $\epsilon_r = 38.9$   
Ambient Temperature: 23.5°C; Liquid Temperature: 22.5°C

#### DASY6 Configuration:

- Probe: EX3DV4 - SN3931; ConvF(7.4, 7.4, 7.4); Calibrated: 2022-10-31
- Sensor-Surface: 1.4 mm
- Electronics: DAE4 Sn1696; Calibrated: 2022-11-09
- Phantom: Twin-SAM V8.0 (30deg probe tilt); Serial: 2079\_Gap; Section: Flat
- Measurement Software: 16.2.4.2448
- UID: CW

**Pin=50mW/Area Scan (40.0 mm x 80.0 mm):** Measurement Grid: 10.0 mm x 10.0 mm  
SAR (1g) = 2.75 W/kg; SAR (10g) = 1.24 W/kg;

**Pin=50mW/Zoom Scan (30.0 mm x 30.0 mm x 30.0 mm):** Measurement Grid: 5.0 mm x 5.0 mm x 1.5 mm  
Power Drift = 0.03 dB  
SAR (1g) = 2.75 W/kg; SAR (8g) = 1.37 W/kg; SAR (10g) = 1.23 W/kg  
Smallest distance from peaks to all points 3 dB below = 9.0 mm  
Ratio of SAR at M2 to SAR at M1 = 76.1 %

