

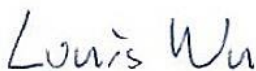


FCC CO-LOCATION RADIO TEST REPORT

FCC ID : A4RGLBW0
Equipment : Phone
Model Name : GLBW0
Applicant : Google LLC
1600 Amphitheatre Parkway,
Mountain View, CA, 94043 USA
Standard : FCC Part 15 Subpart E §15.407

The product was received on Dec. 12, 2024 and testing was performed from Dec. 24, 2024 to Mar. 13, 2025. We, Sporton International Inc. Wensan Laboratory, would like to declare that the tested sample has been evaluated in accordance with the test procedures and has been in compliance with the applicable technical standards.

The test results in this report apply exclusively to the tested model / sample. Without written approval from Sporton International Inc. Wensan Laboratory, the test report shall not be reproduced except in full.



Approved by: Louis Wu

Sporton International Inc. Wensan Laboratory

No.58, Aly. 75, Ln. 564, Wenhua 3rd, Rd., Guishan Dist., Taoyuan City 333010, Taiwan (R.O.C.)



Table of Contents

History of this test report.....	3
Summary of Test Result.....	4
1 General Description	5
1.1 Product Feature of Equipment Under Test.....	5
1.2 Modification of EUT	5
1.3 Testing Location	6
1.4 Applicable Standards.....	6
2 Test Configuration of Equipment Under Test	7
2.1 Carrier Frequency and Channel	7
2.2 Connection Diagram of Test System.....	8
2.3 Support Unit used in test configuration and system	8
2.4 EUT Operation Test Setup	8
3 Test Result	9
3.1 Unwanted Emissions Measurement.....	9
3.2 Antenna Requirements.....	15
4 List of Measuring Equipment.....	16
5 Measurement Uncertainty	17
Appendix A. Radiated Spurious Emission Test Data	
Appendix B. Duty Cycle Plots	
Appendix C. Setup Photographs	



History of this test report

Report No.	Version	Description	Issue Date
FR4N0919M	01	Initial issue of report	Apr. 21, 2025
FR4N0919M	02	Revise Product Feature of Equipment Under Test and List of Measuring Equipment This report is an updated version, replacing the report issued on Apr. 21, 2025.	Apr. 24, 2025

Summary of Test Result

Report Clause	Ref Std. Clause	Test Items	Result (PASS/FAIL)	Remark
3.1	15.247(d) 15.407(b)	Unwanted Emissions	Pass	-
3.2	15.203	Antenna Requirement	Pass	-

Conformity Assessment Condition:

1. The test results (PASS/FAIL) with all measurement uncertainty excluded are presented against the regulation limits or in accordance with the requirements stipulated by the applicant/manufacturee who shall bear all the risks of non-compliance that may potentially occur if measurement uncertainty is taken into account.
2. The measurement uncertainty please refer to each test result in the section "Measurement Uncertainty".

Disclaimer:

The product specifications of the EUT presented in the test report that may affect the test assessments are declared by the manufacturer who shall take full responsibility for the authenticity.

Reviewed by: William Chen

Report Producer: Clio Lo

1 General Description

1.1 Product Feature of Equipment Under Test

Product Feature
General Specs GSM/WCDMA/LTE/5G NR/NTN, Bluetooth, BLE, BLE channel sounding, Wi-Fi 802.11ax, NFC, WPC Rx and GNSS Rx.
Antenna Type Bluetooth: <Ant. 3> : IFA Antenna <Ant. 4> : ILA Antenna WLAN: <Ant. 3> : IFA Antenna <Ant. 4> : ILA Antenna

EUT Information List	
S/N	Performed Test Item
4C271FDCR000WM	Radiated Spurious Emission

Antenna information		
2400 MHz ~ 2483.5 MHz	Peak Gain (dBi)	Ant.3: 0.7 Ant.4: -1.0
5150 MHz ~ 5250 MHz	Peak Gain (dBi)	<5G_Ant4 + 5G_Ant3> Correlated: -0.37 Uncorrelated: -3.37
5925 MHz ~ 6425 MHz	Peak Gain (dBi)	<6G_Ant4 + 6G_Ant3> Correlated: 1.40 Uncorrelated: -0.75

Remark:

- The correlated antenna gain is provided by the MIMO antenna report using KDB 662911 D01 from manufacturer.
- The EUT's information above is declared by manufacturer. Please refer to Disclaimer in report summary.

1.2 Modification of EUT

No modifications made to the EUT during the testing.

1.3 Testing Location

Test Site	Sporton International Inc. Wensan Laboratory
Test Site Location	No.58, Aly. 75, Ln. 564, Wenhua 3rd, Rd., Guishan Dist., Taoyuan City 333010, Taiwan (R.O.C.) TEL: +886-3-327-0868 FAX: +886-3-327-0855
Test Site No.	Sporton Site No. 03CH22-HY

Note: The test site complies with ANSI C63.4 2014 requirement.

FCC designation No.: TW3786

1.4 Applicable Standards

According to the specifications declared by the manufacturer, the EUT must comply with the requirements of the following standards:

- ♦ FCC Part 15 Subpart E
- ♦ FCC Part 15 Subpart C §15.247
- ♦ FCC KDB 789033 D02 General UNII Test Procedures New Rules v02r01.
- ♦ FCC KDB Publication No. 558074 D01 15.247 Meas Guidance v05r02
- ♦ FCC KDB 414788 D01 Radiated Test Site v01r01.
- ♦ FCC KDB 662911 D01 Multiple Transmitter Output v02r01.
- ♦ ANSI C63.10-2013

Remark:

1. All the test items were validated and recorded in accordance with the standards without any modification during the testing.
2. The TAF code is not including all the FCC KDB listed without accreditation.

2 Test Configuration of Equipment Under Test

- a. The EUT has been associated with peripherals and configuration operated in a manner tended to maximize its emission characteristics in a typical application. Frequency range investigated: radiation emission (9 kHz to the 10th harmonic of the highest fundamental frequency or to 40 GHz, whichever is lower). For radiated measurement, the measured emission level of the EUT was maximized by rotating the EUT on a turntable, adjusting the orientation of the EUT and EUT antenna in three orthogonal axis (X: flat, Y: portrait, Z: landscape) and accessory (Adapter or Earphone), and adjusting the measurement antenna orientation, following C63.10 exploratory test procedures and find Z plane with Adapter as worst plane.

2.1 Carrier Frequency and Channel

2400-2483.5 MHz			
Bluetooth – LE 1Mbps		802.11g	
Channel	Channel	Channel	Freq. (MHz)
39	2480	06	2437

5150-5250 MHz		5925-6425 MHz	
802.11a		802.11a	
Channel	Freq. (MHz)	Channel	Freq. (MHz)
36	5180	01	5955

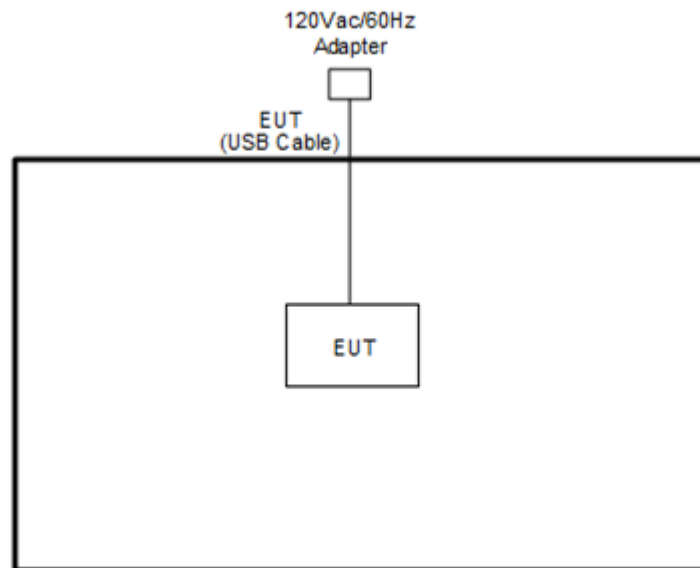
<Co-Location>

Modulation	Data Rate	Worst Plane
2.4GHz 802.11g for MIMO <Ant. 4+3> + 5GHz 802.11a for MIMO <Ant. 4+3>	6 Mbps + 6 Mbps	Z Plane with Adapter
2.4GHz 802.11g for MIMO <Ant. 4+3> + 6GHz 802.11a for MIMO <Ant. 4+3>	6 Mbps + 6 Mbps	Z Plane with Adapter
Bluetooth – LE for <Ant. 3> + 5GHz 802.11a for MIMO <Ant. 4+3>	1 Mbps + 6 Mbps	Z Plane with Adapter

Remark:

1. For Radiated Test Cases, the tests were performed with USB Cable 2.
2. During the preliminary test, both charging modes (Adapter mode and WPC Rx mode) were verified. It is determined that the adaptor mode is the worst case for official test.

2.2 Connection Diagram of Test System



2.3 Support Unit used in test configuration and system

Item	Equipment	Brand Name	Model Name	FCC ID	Data Cable	Power Cord
1.	Adapter	N/A	GW8L7	N/A	N/A	N/A

2.4 EUT Operation Test Setup

The RF test items, utility "BT_DUT_Control_GUI.exe version 03-11-24" and "WLAN_DUT_Control_GUI version 11-15-24" were installed in Notebook which was programmed in order to make the EUT get into the engineering modes to provide channel selection, power level, data rate and the application type and for continuous transmitting signals.

3 Test Result

3.1 Unwanted Emissions Measurement

This section is to measure unwanted emissions through radiated measurement for band edge spurious emissions and out of band emissions measurement.

3.1.1 Limit of Unwanted Emissions

<For 2402 MHz ~ 2480 MHz>

In any 100 kHz bandwidth outside the intentional radiator frequency band, all harmonics/spurious must be at least 20 dB below the highest emission level within the authorized band. If the output power of this device is measured by spectrum analyzer, the attenuation under this paragraph shall be 30 dB instead of 20 dB.

<For 5150 MHz ~ 5250 MHz>

For transmitters operating in the 5150-5250 MHz band: all emissions outside of the 5150-5350 MHz band shall not exceed an EIRP of -27dBm/MHz.

<For 5925 MHz ~ 6425 MHz>

For transmitters operating within the 5.925-7.125 GHz band: Any emissions outside of the 5.925-7.125 GHz band must not exceed an e.i.r.p. of -27 dBm/MHz.

EIRP (dBm)	Field Strength at 3m (dB μ V/m)
- 27 (RMS)	68.3
- 7 (Peak)	88.3

According 987594 D02 U-NII 6GHz EMC Measurement v01 section G:

Unwanted emissions outside of restricted bands are measured with a RMS detector.

In addition, 15.35(b) applies where the peak emissions must be limited to no more than 20 dB above the average limit

Unwanted spurious emissions fallen in restricted bands shall comply with the general field strength limits as below table:

Frequency (MHz)	Field Strength (microvolts/meter)	Measurement Distance (meters)
0.009 – 0.490	2400/F(kHz)	300
0.490 – 1.705	24000/F(kHz)	30
1.705 – 30.0	30	30
30 – 88	100	3
88 – 216	150	3
216 - 960	200	3
Above 960	500	3

Note: The following formula is used to convert the EIRP to field strength.

$$E = \frac{1000000\sqrt{30P}}{3} \text{ } \mu\text{V/m, where P is the eirp (Watts)}$$

EIRP (dBm)	Field Strength at 3m (dBμV/m)
- 27	68.3

(2) KDB789033 D02 v02r01 G)2)c)

(i) Sections 15.407(b)(1-3) specifies the unwanted emissions limit for the U-NII-1 and U-NII-2 bands. As specified, emissions above 1000 MHz that are outside of the restricted bands are subject to a peak emission limit of -27 dBm/MHz.

(ii) Section 15.407(b)(4) specifies the unwanted emissions limit for the U-NII-3 band. A band emissions mask is specified in Section 15.407(b)(4)(i). The emission limits are based on the use of a peak detector.

3.1.2 Measuring Instruments

Please refer to the measuring equipment list in this test report.

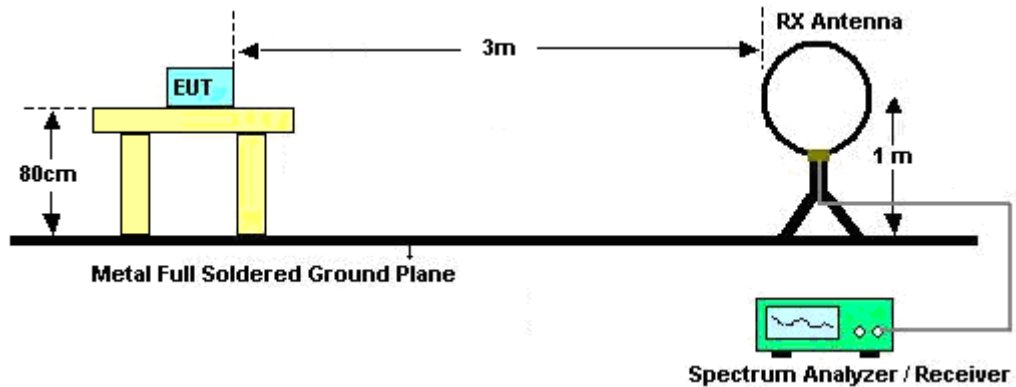
3.1.3 Test Procedures

1. The testing follows FCC KDB 789033 D02 General UNII Test Procedures New Rules v02r01. Section G) Unwanted emissions measurement.
 - (1) Procedure for Unwanted Emissions Measurements Below 1000 MHz
 - RBW = 120 kHz
 - VBW = 300 kHz
 - Detector = Peak
 - Trace mode = max hold
 - (2) Procedure for Peak Unwanted Emissions Measurements Above 1000 MHz
 - RBW = 1 MHz
 - VBW \geq 3 MHz
 - Detector = Peak
 - Sweep time = auto
 - Trace mode = max hold
 - (3) Procedures for Average Unwanted Emissions Measurements Above 1000 MHz
 - RBW = 1 MHz
 - VBW = 10 Hz, when duty cycle is no less than 98 percent.
 - VBW \geq 1/T, when duty cycle is less than 98 percent where T is the minimum transmission duration over which the transmitter is on and is transmitting at its maximum power control level for the tested mode of operation.
2. The EUT is placed on a turntable with 0.8 meter for frequency below 1 GHz and 1.5 meter for frequency above 1 GHz respectively above ground.
3. The EUT is set 3 meters away from the receiving antenna which is mounted on the top of a variable height antenna tower.
4. The antenna is a broadband antenna and its height is adjusted between one meter and four meters above ground to find the maximum value of the field strength for both horizontal polarization and vertical polarization of the antenna.
5. For each suspected emission, the EUT is arranged to its worst case and then adjust the antenna tower (from 1 m to 4 m) and turntable (from 0 degree to 360 degrees) to find the maximum reading.
6. Radiated testing below 1 GHz is performed by adjusting the antenna tower from 1 m to 4 m and by rotating the turn table from 0 degree to 360 degrees to find the peak maximum hold reading. When there is no suspected emission found and the emission level is with at least 6 dB margin against QP limit line, the position is marked as “-”.

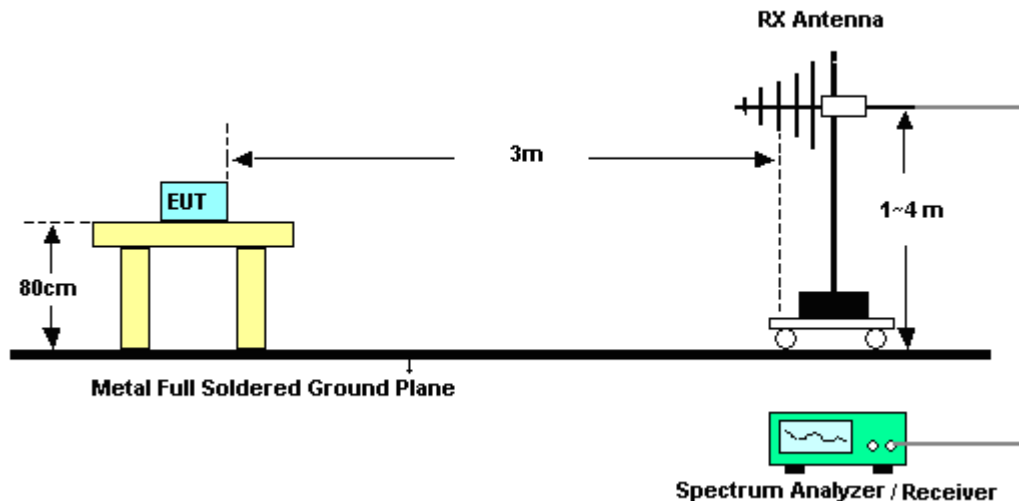
7. Radiated testing above 1 GHz is performed by adjusting the antenna tower from 1 m to 4 m and by rotating the turn table from 0 degree to 360 degrees to find the peak maximum hold reading for scanning all frequencies. When there is no suspected emission found and the harmonic emission level is with at least 6 dB margin against average limit line, the position is marked as “-”.

3.1.4 Test Setup

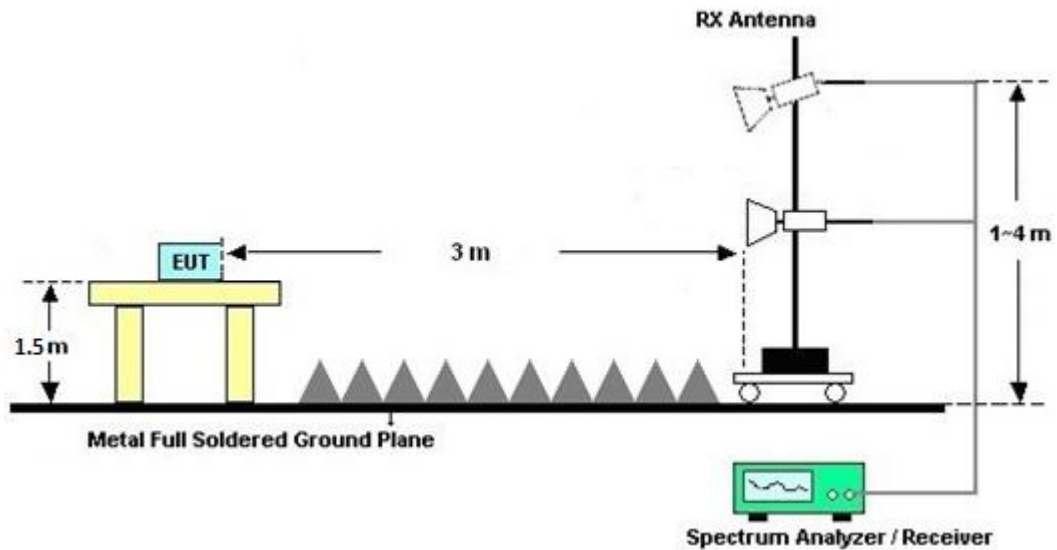
For radiated emissions below 30MHz



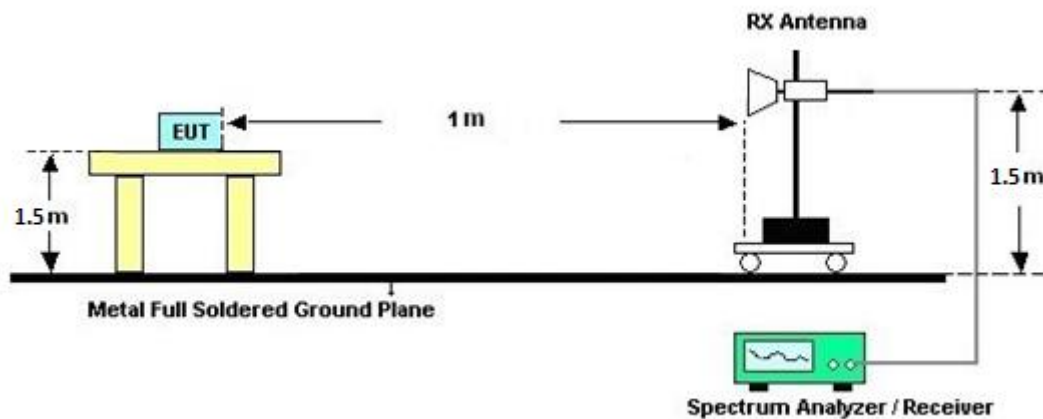
For radiated emissions from 30MHz to 1GHz



For radiated test from 1GHz to 18GHz



For radiated test above 18GHz



3.1.5 Test Results of Radiated Spurious Emissions (9 kHz ~ 30 MHz)

The low frequency, which starts from 9 kHz to 30 MHz, is pre-scanned and the result which is 20 dB lower than the limit line is not reported.

There is adequate comparison measurement of both open-field test site and alternative test site - semi-Anechoic chamber according to 414788 D01 Radiated Test Site v01r01, and the result came out very similar.



3.1.6 Test Result of Radiated Spurious at Band Edges

Please refer to Appendix A.

3.1.7 Duty Cycle

Please refer to Appendix B.

3.1.8 Test Result of Radiated Spurious Emissions (30MHz ~ 10th Harmonic)

Please refer to Appendix A.



3.2 Antenna Requirements

3.2.1 Standard Applicable

An intentional radiator shall be designed to ensure that no antenna other than that furnished by the responsible party shall be used with the device. The use of a permanently attached antenna or of an antenna that uses a unique coupling to the intentional radiator shall be considered sufficient to comply with the provisions of this section. The manufacturer may design the unit so that a broken antenna can be replaced by the user, but the use of a standard antenna jack or electrical connector is prohibited. This requirement does not apply to carrier current devices or to devices operated under the provisions of §§ 15.211, 15.213, 15.217, 15.219, 15.221, or § 15.236. Further, this requirement does not apply to intentional radiators that must be professionally installed, such as perimeter protection systems and some field disturbance sensors, or to other intentional radiators which, in accordance with § 15.31(d), must be measured at the installation site. However, the installer shall be responsible for ensuring that the proper antenna is employed so that the limits in this part are not exceeded.

3.2.2 Antenna Anti-Replacement Construction

b) Unique (non-standard) antenna connector.

(3) Use of a standard connector is also allowed if the connector is within the transmitter enclosure and can only be accessed by disassembly of the transmitter, where such disassembly is not normally required. The user manual must not show that user has access to the connector.



4 List of Measuring Equipment

Instrument	Brand Name	Model No.	Serial No.	Characteristics	Calibration Date	Test Date	Due Date	Remark
Loop Antenna	Rohde & Schwarz	HFH2-Z2	100488	9kHz~30MHz	Aug. 29, 2024	Dec. 24, 2024 ~ Mar. 13, 2025	Aug. 28, 2025	Radiation (03CH22-HY)
Bilog Antenna with 6dB	TESEQ	CBL 6111D&00802N 1D01N-06	55606 & 08	30MHz~1GHz	Nov. 27, 2024	Dec. 24, 2024 ~ Mar. 13, 2025	Nov. 26, 2025	Radiation (03CH22-HY)
Amplifier	SONOMA	310N	421581	N/A	Jul. 14, 2024	Dec. 24, 2024 ~ Mar. 13, 2025	Jul. 13, 2025	Radiation (03CH22-HY)
Double Ridged Guide Horn Antenna	RFSPIN	DRH18-E	LE2C04A18E N	1GHz~18GHz	Jul. 11, 2024	Dec. 24, 2024 ~ Mar. 13, 2025	Jul. 10, 2025	Radiation (03CH22-HY)
SHF-EHF Horn Antenna	SCHWARZBECK	BBHA 9170	1225	18GHz~40GHz	Jun. 24, 2024	Dec. 24, 2024 ~ Mar. 13, 2025	Jun. 23, 2025	Radiation (03CH22-HY)
Amplifier	EMEC	EM01G18GA	060877	N/A	Sep. 27, 2024	Dec. 24, 2024 ~ Mar. 13, 2025	Sep. 26, 2025	Radiation (03CH22-HY)
Preamplifier	EMEC	EM18G40G	060873	18-40GHz	Sep. 02, 2024	Dec. 24, 2024 ~ Mar. 13, 2025	Sep. 01, 2025	Radiation (03CH22-HY)
Notch Filter	Wainwright	WRCJV12-512 0-5150-5350-53 80-40SS	SN1	5150-5350	Sep. 02, 2024	Dec. 24, 2024 ~ Mar. 13, 2025	Sep. 01, 2025	Radiation (03CH22-HY)
Filter	Wainwright	WHKX8-5872.5 -6750-18000-40 ST	SN25	6.75GHz High Pass Filter	Dec. 25, 2024	Dec. 25, 2024 ~ Mar. 13, 2025	Dec. 24, 2025	Radiation (03CH22-HY)
Signal Analyzer	Keysight	N9010B	MY62170278	10Hz~44GHz	Sep. 24, 2024	Dec. 24, 2024 ~ Mar. 13, 2025	Sep. 23, 2025	Radiation (03CH22-HY)
MXE EMI Receive	AGILENT	N9038A	MY53290053	20Hz~26.5GHz	Sep. 09, 2024	Dec. 24, 2024 ~ Mar. 13, 2025	Sep. 08, 2025	Radiation (03CH22-HY)
Hygrometer	TECPEL	DTM-303A	TP211469	N/A	Dec. 24, 2024	Dec. 24, 2024 ~ Mar. 13, 2025	Dec. 23, 2025	Radiation (03CH22-HY)
Controller	EMEC	EM1000	N/A	Control Turn table & Ant Mast	N/A	Dec. 24, 2024 ~ Mar. 13, 2025	N/A	Radiation (03CH22-HY)
Antenna Mast	ChainTek	MBS-520-1	N/A	1m~4m	N/A	Dec. 24, 2024 ~ Mar. 13, 2025	N/A	Radiation (03CH22-HY)
Turn Table	ChainTek	T-200-S-1	N/A	0~360 Degree	N/A	Dec. 24, 2024 ~ Mar. 13, 2025	N/A	Radiation (03CH22-HY)
Software	Audix	E3	RK-002347	N/A	N/A	Dec. 24, 2024 ~ Mar. 13, 2025	N/A	Radiation (03CH22-HY)
RF Cable	HUBER + SUHNER	SUCOFLEX 102	803951/2	9kHz~30MHz	Mar. 06, 2024	Dec. 24, 2024 ~ Mar. 04, 2025	Mar. 05, 2025	Radiation (03CH22-HY)
RF Cable	HUBER + SUHNER	SUCOFLEX 102	803951/2	9kHz~30MHz	Mar. 05, 2025	Mar. 05, 2025 ~ Mar. 13, 2025	Mar. 04, 2026	Radiation (03CH22-HY)
RF Cable	HUBER + SUHNER	SUCOFLEX 102	804390/2,804 611/2,804615/2	N/A	Oct. 23, 2024	Dec. 24, 2024 ~ Mar. 13, 2025	Oct. 22, 2025	Radiation (03CH22-HY)

5 Measurement Uncertainty

Uncertainty of Radiated Emission Measurement (30 MHz ~ 1000 MHz)

Measuring Uncertainty for a Level of Confidence of 95% ($U = 2Uc(y)$)	6.60 dB
---	---------

Uncertainty of Radiated Emission Measurement (1000 MHz ~ 6000 MHz)

Measuring Uncertainty for a Level of Confidence of 95% ($U = 2Uc(y)$)	5.20 dB
---	---------

Uncertainty of Radiated Emission Measurement (6000 MHz ~ 18000 MHz)

Measuring Uncertainty for a Level of Confidence of 95% ($U = 2Uc(y)$)	5.00 dB
---	---------

Uncertainty of Radiated Emission Measurement (18000 MHz ~ 40000 MHz)

Measuring Uncertainty for a Level of Confidence of 95% ($U = 2Uc(y)$)	5.70 dB
---	---------

Appendix A. Radiated Spurious Emission Test Data

Test Engineer :	Bill Chang, York Huang and Ken Kuo	Temperature :	18.8~22.5°C
		Relative Humidity :	57.7~63.3%

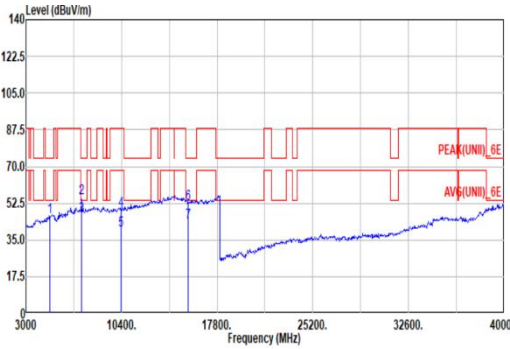
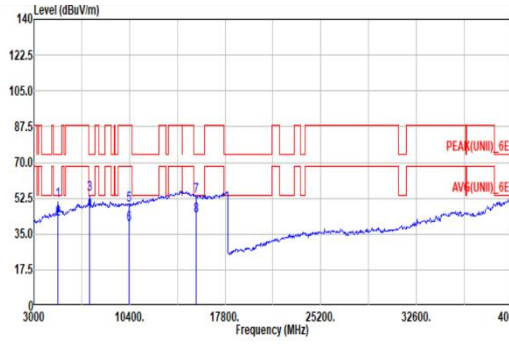
A1. Radiated Spurious Emission Test Modes

Mode	Band (MHz)	Antenna	Modulation	Channel	Frequency	Data Rate	RU	Remark
Mode 1	2400-2483.5 + 5150-5250	MIMO+MIMO	802.11g + 802.11a	6+36	-	-	-	Harmonic
Mode 2	2400-2483.5 + 5925-6425	MIMO+MIMO	802.11g + 802.11a	6+1	-	-	-	Harmonic
Mode 3	2400-2483.5 + 5150-5250	MIMO+MIMO	Bluetooth-LE_GSFK + 802.11 a	39+36	-	-	-	Harmonic
Mode 4	2400-2483.5 + 5150-5250	MIMO+MIMO	802.11g + 802.11a	6+36	-	-	-	LF

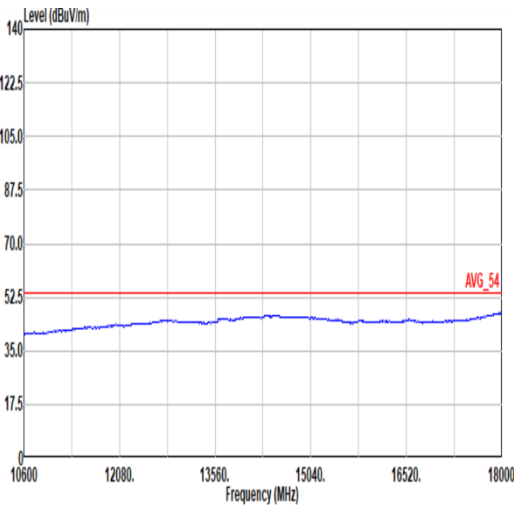
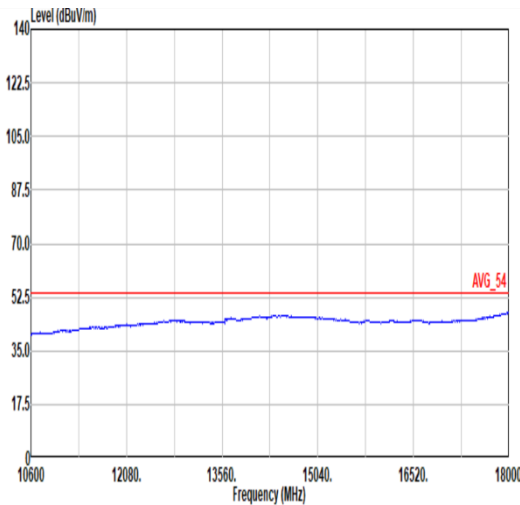
A2. Summary of each worse mode

Mode	Modulation	Ch.	Freq. (MHz)	Level (dBuV/m)	Limit (dBuV/m)	Margin (dB)	Pol.	Peak Avg.	Result	RU	Remark
1	802.11g + 802.11a	6+36	7311.00	46.42	54	-7.58	H	Average	Pass	-	Harmonic
2	802.11g + 802.11a	6+1	7311.00	45.83	54.00	-8.17	V	Average	Pass	-	Harmonic
3	Bluetooth-LE_GSFK + 802.11 a	39+36	15540.00	43.42	54.00	-10.58	H	Avg.	Pass	-	Harmonic
4	LF	6+36	33.88	30.84	40.00	-9.16	V	QP	Pass	-	LF

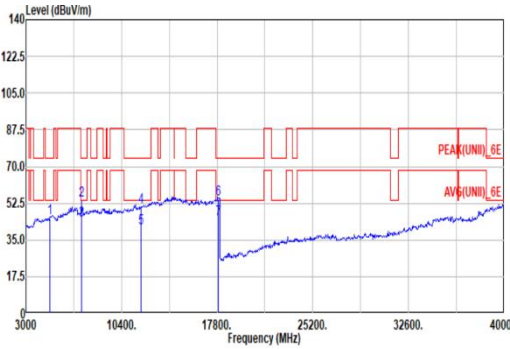
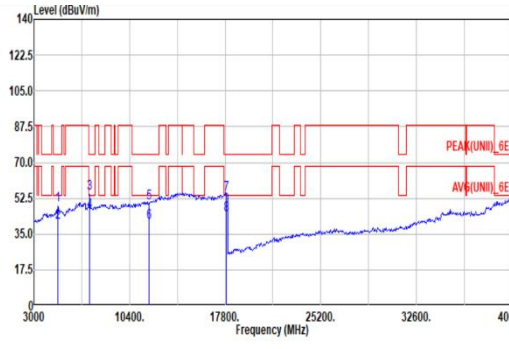


Mode	1																																																																																																																																																																																																																			
	Co-location Harmonic																																																																																																																																																																																																																			
	2400-2483.5_802.11g_CH06_2437MHz 5150-5250_802.11a_CH36_5180MHz																																																																																																																																																																																																																			
ANT	MIMO+MIMO																																																																																																																																																																																																																			
Pol.	Horizontal	Vertical																																																																																																																																																																																																																		
Peak Avg	<div></div> <p>Site : 03CH22-HY Condition: PEAK(UNII)_6E 1m SHF_1230_241025 HORIZONTAL Mode : 1 Setting : 88+64 Plane :</p> <table><tr><th></th><th>Limit</th><th>Read</th><th>Ant</th><th>Cable</th><th>Preamp</th><th>Aux</th><th>APos</th><th>TPos</th><th>Remark</th></tr><tr><th>Freq</th><th>Level</th><th>Line</th><th>Margin</th><th>Level</th><th>Factor</th><th>Loss</th><th>Factor</th><th>Factor</th><th></th></tr><tr><th>MHz</th><th>dBuV/m</th><th>dBuV/m</th><th>dB</th><th>dBuV</th><th>dB/m</th><th>dB</th><th>dB</th><th>dB</th><th>cm deg</th></tr><tr><td>1 4874.00</td><td>46.14</td><td>74.00</td><td>-27.86</td><td>33.05</td><td>32.45</td><td>12.49</td><td>33.67</td><td>0.64</td><td>-- PEAK</td></tr><tr><td>2 7311.00</td><td>55.00</td><td>74.00</td><td>-19.00</td><td>37.74</td><td>37.20</td><td>15.40</td><td>36.59</td><td>1.25</td><td>110 9 PEAK</td></tr><tr><td>3 7311.00</td><td>46.42</td><td>54.00</td><td>-7.58</td><td>29.16</td><td>37.20</td><td>15.40</td><td>36.59</td><td>1.25</td><td>110 9 Average</td></tr><tr><td>4 10360.00</td><td>49.08</td><td>68.20</td><td>-19.12</td><td>31.78</td><td>37.30</td><td>18.45</td><td>39.47</td><td>0.94</td><td>-- Peak</td></tr><tr><td>5 10360.00</td><td>39.00</td><td>54.00</td><td>-14.20</td><td>22.50</td><td>37.30</td><td>18.45</td><td>39.47</td><td>0.94</td><td>-- Average</td></tr><tr><td>6 15540.00</td><td>52.26</td><td>74.00</td><td>-21.74</td><td>32.51</td><td>41.24</td><td>22.86</td><td>44.98</td><td>0.63</td><td>-- Peak</td></tr><tr><td>7 15540.00</td><td>43.58</td><td>54.00</td><td>-10.42</td><td>23.83</td><td>41.24</td><td>22.86</td><td>44.98</td><td>0.63</td><td>-- Average</td></tr></table>		Limit	Read	Ant	Cable	Preamp	Aux	APos	TPos	Remark	Freq	Level	Line	Margin	Level	Factor	Loss	Factor	Factor		MHz	dBuV/m	dBuV/m	dB	dBuV	dB/m	dB	dB	dB	cm deg	1 4874.00	46.14	74.00	-27.86	33.05	32.45	12.49	33.67	0.64	-- PEAK	2 7311.00	55.00	74.00	-19.00	37.74	37.20	15.40	36.59	1.25	110 9 PEAK	3 7311.00	46.42	54.00	-7.58	29.16	37.20	15.40	36.59	1.25	110 9 Average	4 10360.00	49.08	68.20	-19.12	31.78	37.30	18.45	39.47	0.94	-- Peak	5 10360.00	39.00	54.00	-14.20	22.50	37.30	18.45	39.47	0.94	-- Average	6 15540.00	52.26	74.00	-21.74	32.51	41.24	22.86	44.98	0.63	-- Peak	7 15540.00	43.58	54.00	-10.42	23.83	41.24	22.86	44.98	0.63	-- Average	<div></div> <p>Site : 03CH22-HY Condition: PEAK(UNII)_6E 1m SHF_1230_241025 VERTICAL Mode : 1 Setting : 88+64 Plane :</p> <table><tr><th></th><th>Limit</th><th>Read</th><th>Ant</th><th>Cable</th><th>Preamp</th><th>Aux</th><th>APos</th><th>TPos</th><th>Remark</th></tr><tr><th>Freq</th><th>Level</th><th>Line</th><th>Margin</th><th>Level</th><th>Factor</th><th>Loss</th><th>Factor</th><th>Factor</th><th></th></tr><tr><th>MHz</th><th>dBuV/m</th><th>dBuV/m</th><th>dB</th><th>dBuV</th><th>dB/m</th><th>dB</th><th>dB</th><th>dB</th><th>cm deg</th></tr><tr><td>1 4874.00</td><td>51.43</td><td>74.00</td><td>-22.57</td><td>30.34</td><td>32.45</td><td>12.49</td><td>33.67</td><td>0.64</td><td>106 334 PEAK</td></tr><tr><td>2 4874.00</td><td>42.36</td><td>54.00</td><td>-11.64</td><td>29.27</td><td>32.45</td><td>12.49</td><td>33.67</td><td>0.64</td><td>106 334 Average</td></tr><tr><td>3 7311.00</td><td>54.60</td><td>74.00</td><td>-19.32</td><td>37.42</td><td>37.20</td><td>15.40</td><td>36.59</td><td>1.25</td><td>100 51 PEAK</td></tr><tr><td>4 7311.00</td><td>45.93</td><td>54.00</td><td>-8.07</td><td>28.67</td><td>37.20</td><td>15.40</td><td>36.59</td><td>1.25</td><td>100 51 Average</td></tr><tr><td>5 10360.00</td><td>49.12</td><td>68.20</td><td>-19.08</td><td>31.82</td><td>37.30</td><td>18.45</td><td>39.47</td><td>0.94</td><td>-- Peak</td></tr><tr><td>6 10360.00</td><td>39.83</td><td>54.00</td><td>-14.17</td><td>22.53</td><td>37.30</td><td>18.45</td><td>39.47</td><td>0.94</td><td>-- Average</td></tr><tr><td>7 15540.00</td><td>53.11</td><td>74.00</td><td>-20.89</td><td>33.36</td><td>41.24</td><td>22.86</td><td>44.98</td><td>0.63</td><td>-- Peak</td></tr><tr><td>8 15540.00</td><td>43.63</td><td>54.00</td><td>-10.37</td><td>23.88</td><td>41.24</td><td>22.86</td><td>44.98</td><td>0.63</td><td>-- Average</td></tr></table>		Limit	Read	Ant	Cable	Preamp	Aux	APos	TPos	Remark	Freq	Level	Line	Margin	Level	Factor	Loss	Factor	Factor		MHz	dBuV/m	dBuV/m	dB	dBuV	dB/m	dB	dB	dB	cm deg	1 4874.00	51.43	74.00	-22.57	30.34	32.45	12.49	33.67	0.64	106 334 PEAK	2 4874.00	42.36	54.00	-11.64	29.27	32.45	12.49	33.67	0.64	106 334 Average	3 7311.00	54.60	74.00	-19.32	37.42	37.20	15.40	36.59	1.25	100 51 PEAK	4 7311.00	45.93	54.00	-8.07	28.67	37.20	15.40	36.59	1.25	100 51 Average	5 10360.00	49.12	68.20	-19.08	31.82	37.30	18.45	39.47	0.94	-- Peak	6 10360.00	39.83	54.00	-14.17	22.53	37.30	18.45	39.47	0.94	-- Average	7 15540.00	53.11	74.00	-20.89	33.36	41.24	22.86	44.98	0.63	-- Peak	8 15540.00	43.63	54.00	-10.37	23.88	41.24	22.86	44.98	0.63	-- Average
	Limit	Read	Ant	Cable	Preamp	Aux	APos	TPos	Remark																																																																																																																																																																																																											
Freq	Level	Line	Margin	Level	Factor	Loss	Factor	Factor																																																																																																																																																																																																												
MHz	dBuV/m	dBuV/m	dB	dBuV	dB/m	dB	dB	dB	cm deg																																																																																																																																																																																																											
1 4874.00	46.14	74.00	-27.86	33.05	32.45	12.49	33.67	0.64	-- PEAK																																																																																																																																																																																																											
2 7311.00	55.00	74.00	-19.00	37.74	37.20	15.40	36.59	1.25	110 9 PEAK																																																																																																																																																																																																											
3 7311.00	46.42	54.00	-7.58	29.16	37.20	15.40	36.59	1.25	110 9 Average																																																																																																																																																																																																											
4 10360.00	49.08	68.20	-19.12	31.78	37.30	18.45	39.47	0.94	-- Peak																																																																																																																																																																																																											
5 10360.00	39.00	54.00	-14.20	22.50	37.30	18.45	39.47	0.94	-- Average																																																																																																																																																																																																											
6 15540.00	52.26	74.00	-21.74	32.51	41.24	22.86	44.98	0.63	-- Peak																																																																																																																																																																																																											
7 15540.00	43.58	54.00	-10.42	23.83	41.24	22.86	44.98	0.63	-- Average																																																																																																																																																																																																											
	Limit	Read	Ant	Cable	Preamp	Aux	APos	TPos	Remark																																																																																																																																																																																																											
Freq	Level	Line	Margin	Level	Factor	Loss	Factor	Factor																																																																																																																																																																																																												
MHz	dBuV/m	dBuV/m	dB	dBuV	dB/m	dB	dB	dB	cm deg																																																																																																																																																																																																											
1 4874.00	51.43	74.00	-22.57	30.34	32.45	12.49	33.67	0.64	106 334 PEAK																																																																																																																																																																																																											
2 4874.00	42.36	54.00	-11.64	29.27	32.45	12.49	33.67	0.64	106 334 Average																																																																																																																																																																																																											
3 7311.00	54.60	74.00	-19.32	37.42	37.20	15.40	36.59	1.25	100 51 PEAK																																																																																																																																																																																																											
4 7311.00	45.93	54.00	-8.07	28.67	37.20	15.40	36.59	1.25	100 51 Average																																																																																																																																																																																																											
5 10360.00	49.12	68.20	-19.08	31.82	37.30	18.45	39.47	0.94	-- Peak																																																																																																																																																																																																											
6 10360.00	39.83	54.00	-14.17	22.53	37.30	18.45	39.47	0.94	-- Average																																																																																																																																																																																																											
7 15540.00	53.11	74.00	-20.89	33.36	41.24	22.86	44.98	0.63	-- Peak																																																																																																																																																																																																											
8 15540.00	43.63	54.00	-10.37	23.88	41.24	22.86	44.98	0.63	-- Average																																																																																																																																																																																																											

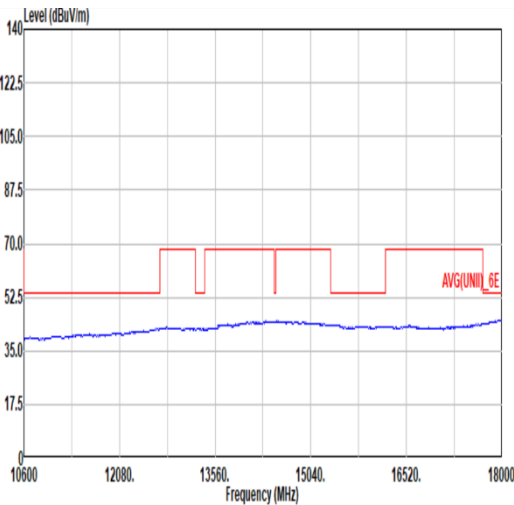
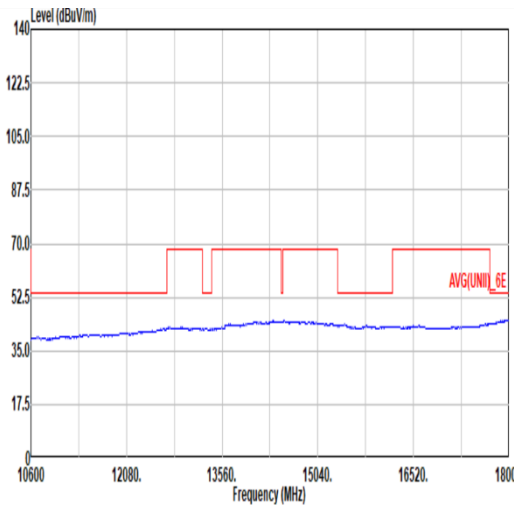


Mode	1	
	Co-location Harmonic	
	2400-2483.5_802.11g_CH06_2437MHz 5150-5250_802.11a_CH36_5180MHz	
ANT	MIMO+MIMO	
Pol.	Horizontal	Vertical
10.6G ~18G Avg	 <p>Site : 03CH22-HY Condition: AVG_54 3m DRH18-E_LE2C04A18EN_240711 HORIZONTAL Mode : 1 Setting : 88+64 Plane :</p>	 <p>Site : 03CH22-HY Condition: AVG_54 3m DRH18-E_LE2C04A18EN_240711 VERTICAL Mode : 1 Setting : 88+64 Plane :</p>

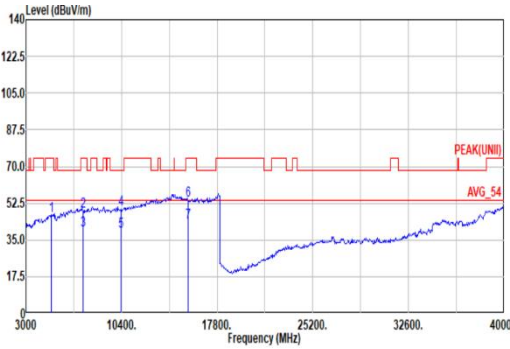
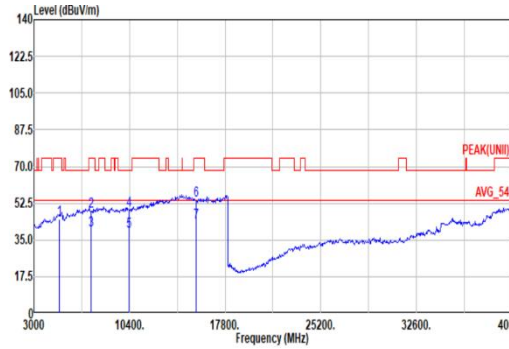


Mode	2																																																																																																																																																																																																																			
	Co-location Harmonic																																																																																																																																																																																																																			
	2400-2483.5_802.11g_CH06_2437MHz 5.925-6.425_802.11a_CH01_5955MHz																																																																																																																																																																																																																			
ANT	MIMO+MIMO																																																																																																																																																																																																																			
Pol.	Horizontal	Vertical																																																																																																																																																																																																																		
Peak Avg	<div><p>Site : 03CH22-HY Condition: PEAK(UNII)_6E 1m SHF_1230_241025 HORIZONTAL Mode : 2 Setting : 88+76 Plane :</p><table><tr><th></th><th>Limit</th><th>Read</th><th>Ant</th><th>Cable</th><th>Preamp</th><th>Aux</th><th>APos</th><th>TPos</th><th>Remark</th></tr><tr><th>Freq</th><th>Level</th><th>Line</th><th>Margin</th><th>Level</th><th>Factor</th><th>Loss</th><th>Factor</th><th>Factor</th><th></th></tr><tr><th>MHz</th><th>dBuV/m</th><th>dBuV/m</th><th>dB</th><th>dBuV</th><th>dB/m</th><th>dB</th><th>dB</th><th>dB</th><th>cm</th></tr><tr><td>1 4874.00</td><td>45.66</td><td>74.00</td><td>-28.34</td><td>33.05</td><td>32.45</td><td>12.49</td><td>33.67</td><td>0.64</td><td>--</td></tr><tr><td>2 7311.00</td><td>53.98</td><td>74.00</td><td>-20.02</td><td>36.72</td><td>37.20</td><td>15.40</td><td>36.59</td><td>1.25</td><td>100</td></tr><tr><td>3 7311.00</td><td>44.49</td><td>54.00</td><td>-9.51</td><td>27.23</td><td>37.20</td><td>15.40</td><td>36.59</td><td>1.25</td><td>100</td></tr><tr><td>4 11910.00</td><td>50.67</td><td>74.00</td><td>-23.33</td><td>31.85</td><td>39.02</td><td>19.83</td><td>40.82</td><td>0.79</td><td>--</td></tr><tr><td>5 11910.00</td><td>40.61</td><td>54.00</td><td>-13.39</td><td>21.79</td><td>39.02</td><td>19.83</td><td>40.82</td><td>0.79</td><td>--</td></tr><tr><td>6 17865.00</td><td>54.47</td><td>74.00</td><td>-19.53</td><td>33.36</td><td>41.46</td><td>24.63</td><td>45.76</td><td>0.78</td><td>--</td></tr><tr><td>7 17865.00</td><td>44.65</td><td>54.00</td><td>-9.35</td><td>23.54</td><td>41.46</td><td>24.63</td><td>45.76</td><td>0.78</td><td>--</td></tr></table></div>		Limit	Read	Ant	Cable	Preamp	Aux	APos	TPos	Remark	Freq	Level	Line	Margin	Level	Factor	Loss	Factor	Factor		MHz	dBuV/m	dBuV/m	dB	dBuV	dB/m	dB	dB	dB	cm	1 4874.00	45.66	74.00	-28.34	33.05	32.45	12.49	33.67	0.64	--	2 7311.00	53.98	74.00	-20.02	36.72	37.20	15.40	36.59	1.25	100	3 7311.00	44.49	54.00	-9.51	27.23	37.20	15.40	36.59	1.25	100	4 11910.00	50.67	74.00	-23.33	31.85	39.02	19.83	40.82	0.79	--	5 11910.00	40.61	54.00	-13.39	21.79	39.02	19.83	40.82	0.79	--	6 17865.00	54.47	74.00	-19.53	33.36	41.46	24.63	45.76	0.78	--	7 17865.00	44.65	54.00	-9.35	23.54	41.46	24.63	45.76	0.78	--	<div><p>Site : 03CH22-HY Condition: PEAK(UNII)_6E 1m SHF_1230_241025 VERTICAL Mode : 2 Setting : 88+76 Plane :</p><table><tr><th></th><th>Limit</th><th>Read</th><th>Ant</th><th>Cable</th><th>Preamp</th><th>Aux</th><th>APos</th><th>TPos</th><th>Remark</th></tr><tr><th>Freq</th><th>Level</th><th>Line</th><th>Margin</th><th>Level</th><th>Factor</th><th>Loss</th><th>Factor</th><th>Factor</th><th></th></tr><tr><th>MHz</th><th>dBuV/m</th><th>dBuV/m</th><th>dB</th><th>dBuV</th><th>dB/m</th><th>dB</th><th>dB</th><th>dB</th><th>cm</th></tr><tr><td>1 4874.00</td><td>49.10</td><td>74.00</td><td>-24.90</td><td>36.49</td><td>32.45</td><td>12.49</td><td>33.67</td><td>0.64</td><td>100</td></tr><tr><td>2 4874.00</td><td>40.67</td><td>54.00</td><td>-13.33</td><td>28.06</td><td>32.45</td><td>12.49</td><td>33.67</td><td>0.64</td><td>100</td></tr><tr><td>3 7311.00</td><td>55.07</td><td>74.00</td><td>-18.93</td><td>37.81</td><td>37.20</td><td>15.40</td><td>36.59</td><td>1.25</td><td>105</td></tr><tr><td>4 7311.00</td><td>45.83</td><td>54.00</td><td>-8.17</td><td>28.57</td><td>37.20</td><td>15.40</td><td>36.59</td><td>1.25</td><td>105</td></tr><tr><td>5 11910.00</td><td>50.10</td><td>74.00</td><td>-23.90</td><td>31.28</td><td>39.02</td><td>19.83</td><td>40.82</td><td>0.79</td><td>--</td></tr><tr><td>6 11910.00</td><td>40.49</td><td>54.00</td><td>-13.51</td><td>21.67</td><td>39.02</td><td>19.83</td><td>40.82</td><td>0.79</td><td>--</td></tr><tr><td>7 17865.00</td><td>54.24</td><td>74.00</td><td>-19.76</td><td>33.13</td><td>41.46</td><td>24.63</td><td>45.76</td><td>0.78</td><td>--</td></tr><tr><td>8 17865.00</td><td>44.62</td><td>54.00</td><td>-9.38</td><td>23.51</td><td>41.46</td><td>24.63</td><td>45.76</td><td>0.78</td><td>--</td></tr></table></div>		Limit	Read	Ant	Cable	Preamp	Aux	APos	TPos	Remark	Freq	Level	Line	Margin	Level	Factor	Loss	Factor	Factor		MHz	dBuV/m	dBuV/m	dB	dBuV	dB/m	dB	dB	dB	cm	1 4874.00	49.10	74.00	-24.90	36.49	32.45	12.49	33.67	0.64	100	2 4874.00	40.67	54.00	-13.33	28.06	32.45	12.49	33.67	0.64	100	3 7311.00	55.07	74.00	-18.93	37.81	37.20	15.40	36.59	1.25	105	4 7311.00	45.83	54.00	-8.17	28.57	37.20	15.40	36.59	1.25	105	5 11910.00	50.10	74.00	-23.90	31.28	39.02	19.83	40.82	0.79	--	6 11910.00	40.49	54.00	-13.51	21.67	39.02	19.83	40.82	0.79	--	7 17865.00	54.24	74.00	-19.76	33.13	41.46	24.63	45.76	0.78	--	8 17865.00	44.62	54.00	-9.38	23.51	41.46	24.63	45.76	0.78	--
	Limit	Read	Ant	Cable	Preamp	Aux	APos	TPos	Remark																																																																																																																																																																																																											
Freq	Level	Line	Margin	Level	Factor	Loss	Factor	Factor																																																																																																																																																																																																												
MHz	dBuV/m	dBuV/m	dB	dBuV	dB/m	dB	dB	dB	cm																																																																																																																																																																																																											
1 4874.00	45.66	74.00	-28.34	33.05	32.45	12.49	33.67	0.64	--																																																																																																																																																																																																											
2 7311.00	53.98	74.00	-20.02	36.72	37.20	15.40	36.59	1.25	100																																																																																																																																																																																																											
3 7311.00	44.49	54.00	-9.51	27.23	37.20	15.40	36.59	1.25	100																																																																																																																																																																																																											
4 11910.00	50.67	74.00	-23.33	31.85	39.02	19.83	40.82	0.79	--																																																																																																																																																																																																											
5 11910.00	40.61	54.00	-13.39	21.79	39.02	19.83	40.82	0.79	--																																																																																																																																																																																																											
6 17865.00	54.47	74.00	-19.53	33.36	41.46	24.63	45.76	0.78	--																																																																																																																																																																																																											
7 17865.00	44.65	54.00	-9.35	23.54	41.46	24.63	45.76	0.78	--																																																																																																																																																																																																											
	Limit	Read	Ant	Cable	Preamp	Aux	APos	TPos	Remark																																																																																																																																																																																																											
Freq	Level	Line	Margin	Level	Factor	Loss	Factor	Factor																																																																																																																																																																																																												
MHz	dBuV/m	dBuV/m	dB	dBuV	dB/m	dB	dB	dB	cm																																																																																																																																																																																																											
1 4874.00	49.10	74.00	-24.90	36.49	32.45	12.49	33.67	0.64	100																																																																																																																																																																																																											
2 4874.00	40.67	54.00	-13.33	28.06	32.45	12.49	33.67	0.64	100																																																																																																																																																																																																											
3 7311.00	55.07	74.00	-18.93	37.81	37.20	15.40	36.59	1.25	105																																																																																																																																																																																																											
4 7311.00	45.83	54.00	-8.17	28.57	37.20	15.40	36.59	1.25	105																																																																																																																																																																																																											
5 11910.00	50.10	74.00	-23.90	31.28	39.02	19.83	40.82	0.79	--																																																																																																																																																																																																											
6 11910.00	40.49	54.00	-13.51	21.67	39.02	19.83	40.82	0.79	--																																																																																																																																																																																																											
7 17865.00	54.24	74.00	-19.76	33.13	41.46	24.63	45.76	0.78	--																																																																																																																																																																																																											
8 17865.00	44.62	54.00	-9.38	23.51	41.46	24.63	45.76	0.78	--																																																																																																																																																																																																											

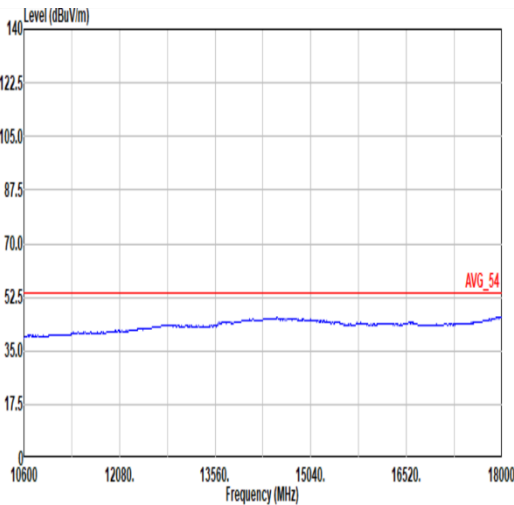
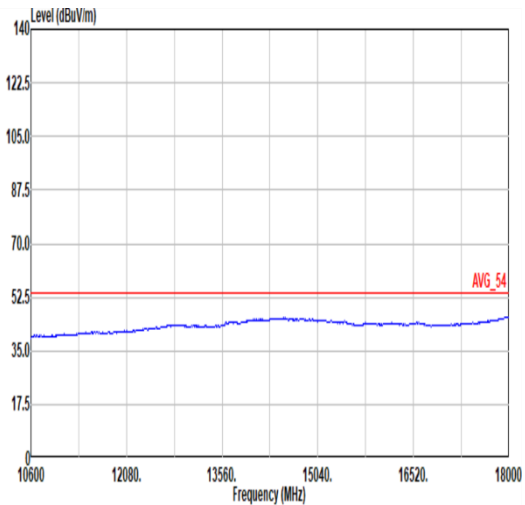


Mode	2	
	Co-location Harmonic	
	2400-2483.5_802.11g_CH06_2437MHz 5.925-6.425_802.11a_CH01_5955MHz	
ANT	MIMO+MIMO	
Pol.	Horizontal	Vertical
10.6G ~18G Avg	 <p>Site : 03CH22-HY Condition: AVG(UNII)_6E 3m DRH18-E_LE2C04A18EN_240711 HORIZONTAL Mode : 2 Setting : 88+76 Plane :</p>	 <p>Site : 03CH22-HY Condition: AVG(UNII)_6E 3m DRH18-E_LE2C04A18EN_240711 VERTICAL Mode : 2 Setting : 88+76 Plane :</p>

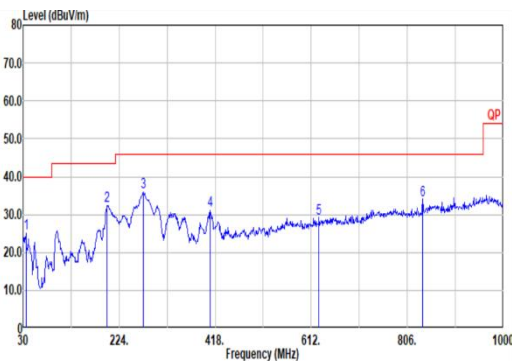
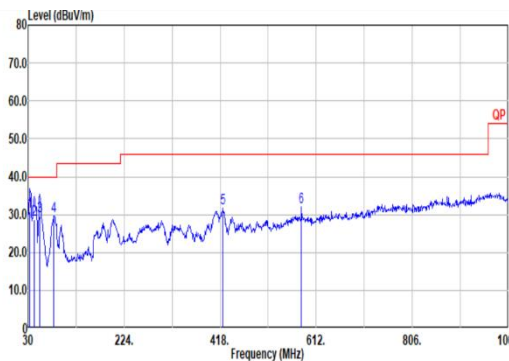


Mode	3																																																																																																																																																																																																									
	Co-location Harmonic																																																																																																																																																																																																									
	2400-2483.5_Bluetooth-LE_GSKF_CH39_2480MHz 5150-5250_802.11 a_CH36_5180MHz																																																																																																																																																																																																									
ANT	SISO+MIMO																																																																																																																																																																																																									
Pol.	Horizontal	Vertical																																																																																																																																																																																																								
Peak Avg	<div></div> <div>Site : 03CH22-HY Condition: PEAK(UNII) 3m DRH18-E_LE2C04A18EN_240711 HORIZONTAL Mode : 3 Setting : Plane :</div> <table><tr><th></th><th>Limit</th><th>Read</th><th>Ant</th><th>Cable</th><th>Preamp</th><th>Aux</th><th>APos</th><th>TPos</th><th>Remark</th></tr><tr><th>Freq</th><th>Level</th><th>Line Margin</th><th>Level Factor</th><th>Loss Factor</th><th>Loss Factor</th><th>Factor</th><th></th><th></th><th></th></tr><tr><th>MHz</th><th>dBuV/m</th><th>dBuV/m</th><th>dB</th><th>dBuV</th><th>dB/m</th><th>dB</th><th>dB</th><th>cm</th><th>deg</th></tr><tr><td>1 4960.00</td><td>46.64</td><td>74.00</td><td>-27.36</td><td>33.20</td><td>32.70</td><td>12.56</td><td>33.67</td><td>0.69</td><td>-- Peak</td></tr><tr><td>2 7440.00</td><td>48.43</td><td>74.00</td><td>-25.57</td><td>31.47</td><td>37.26</td><td>15.55</td><td>36.79</td><td>0.94</td><td>-- Peak</td></tr><tr><td>3 7440.00</td><td>39.67</td><td>54.00</td><td>-14.33</td><td>22.71</td><td>37.26</td><td>15.55</td><td>36.79</td><td>0.94</td><td>-- Average</td></tr><tr><td>4 10360.00</td><td>49.56</td><td>68.20</td><td>-18.64</td><td>32.66</td><td>37.38</td><td>18.45</td><td>39.47</td><td>0.54</td><td>-- PEAK</td></tr><tr><td>5 10360.00</td><td>39.03</td><td>54.00</td><td>-14.97</td><td>22.13</td><td>37.38</td><td>18.45</td><td>39.47</td><td>0.54</td><td>-- Average</td></tr><tr><td>6 15540.00</td><td>54.08</td><td>74.00</td><td>-19.92</td><td>34.15</td><td>41.24</td><td>22.86</td><td>44.98</td><td>0.81</td><td>-- PEAK</td></tr><tr><td>7 15540.00</td><td>43.42</td><td>54.00</td><td>-10.58</td><td>23.49</td><td>41.24</td><td>22.86</td><td>44.98</td><td>0.81</td><td>-- Average</td></tr></table>		Limit	Read	Ant	Cable	Preamp	Aux	APos	TPos	Remark	Freq	Level	Line Margin	Level Factor	Loss Factor	Loss Factor	Factor				MHz	dBuV/m	dBuV/m	dB	dBuV	dB/m	dB	dB	cm	deg	1 4960.00	46.64	74.00	-27.36	33.20	32.70	12.56	33.67	0.69	-- Peak	2 7440.00	48.43	74.00	-25.57	31.47	37.26	15.55	36.79	0.94	-- Peak	3 7440.00	39.67	54.00	-14.33	22.71	37.26	15.55	36.79	0.94	-- Average	4 10360.00	49.56	68.20	-18.64	32.66	37.38	18.45	39.47	0.54	-- PEAK	5 10360.00	39.03	54.00	-14.97	22.13	37.38	18.45	39.47	0.54	-- Average	6 15540.00	54.08	74.00	-19.92	34.15	41.24	22.86	44.98	0.81	-- PEAK	7 15540.00	43.42	54.00	-10.58	23.49	41.24	22.86	44.98	0.81	-- Average	<div></div> <div>Site : 03CH22-HY Condition: PEAK(UNII) 3m DRH18-E_LE2C04A18EN_240711 VERTICAL Mode : 3 Setting : Plane :</div> <table><tr><th></th><th>Limit</th><th>Read</th><th>Ant</th><th>Cable</th><th>Preamp</th><th>Aux</th><th>APos</th><th>TPos</th><th>Remark</th></tr><tr><th>Freq</th><th>Level</th><th>Line Margin</th><th>Level Factor</th><th>Loss Factor</th><th>Loss Factor</th><th>Factor</th><th></th><th></th><th></th></tr><tr><th>MHz</th><th>dBuV/m</th><th>dBuV/m</th><th>dB</th><th>dBuV</th><th>dB/m</th><th>dB</th><th>dB</th><th>cm</th><th>deg</th></tr><tr><td>1 4960.00</td><td>45.02</td><td>74.00</td><td>-28.98</td><td>31.58</td><td>32.70</td><td>12.56</td><td>33.67</td><td>0.69</td><td>-- Peak</td></tr><tr><td>2 7440.00</td><td>48.76</td><td>74.00</td><td>-25.24</td><td>31.00</td><td>37.26</td><td>15.55</td><td>36.79</td><td>0.94</td><td>-- Peak</td></tr><tr><td>3 7440.00</td><td>39.69</td><td>54.00</td><td>-14.31</td><td>22.73</td><td>37.26</td><td>15.55</td><td>36.79</td><td>0.94</td><td>-- Average</td></tr><tr><td>4 10360.00</td><td>49.30</td><td>68.20</td><td>-18.90</td><td>32.40</td><td>37.38</td><td>18.45</td><td>39.47</td><td>0.54</td><td>-- PEAK</td></tr><tr><td>5 10360.00</td><td>39.04</td><td>54.00</td><td>-14.96</td><td>22.14</td><td>37.38</td><td>18.45</td><td>39.47</td><td>0.54</td><td>-- Average</td></tr><tr><td>6 15540.00</td><td>53.78</td><td>74.00</td><td>-20.22</td><td>33.85</td><td>41.24</td><td>22.86</td><td>44.98</td><td>0.81</td><td>-- PEAK</td></tr><tr><td>7 15540.00</td><td>43.40</td><td>54.00</td><td>-10.60</td><td>23.47</td><td>41.24</td><td>22.86</td><td>44.98</td><td>0.81</td><td>-- Average</td></tr></table>		Limit	Read	Ant	Cable	Preamp	Aux	APos	TPos	Remark	Freq	Level	Line Margin	Level Factor	Loss Factor	Loss Factor	Factor				MHz	dBuV/m	dBuV/m	dB	dBuV	dB/m	dB	dB	cm	deg	1 4960.00	45.02	74.00	-28.98	31.58	32.70	12.56	33.67	0.69	-- Peak	2 7440.00	48.76	74.00	-25.24	31.00	37.26	15.55	36.79	0.94	-- Peak	3 7440.00	39.69	54.00	-14.31	22.73	37.26	15.55	36.79	0.94	-- Average	4 10360.00	49.30	68.20	-18.90	32.40	37.38	18.45	39.47	0.54	-- PEAK	5 10360.00	39.04	54.00	-14.96	22.14	37.38	18.45	39.47	0.54	-- Average	6 15540.00	53.78	74.00	-20.22	33.85	41.24	22.86	44.98	0.81	-- PEAK	7 15540.00	43.40	54.00	-10.60	23.47	41.24	22.86	44.98	0.81	-- Average
	Limit	Read	Ant	Cable	Preamp	Aux	APos	TPos	Remark																																																																																																																																																																																																	
Freq	Level	Line Margin	Level Factor	Loss Factor	Loss Factor	Factor																																																																																																																																																																																																				
MHz	dBuV/m	dBuV/m	dB	dBuV	dB/m	dB	dB	cm	deg																																																																																																																																																																																																	
1 4960.00	46.64	74.00	-27.36	33.20	32.70	12.56	33.67	0.69	-- Peak																																																																																																																																																																																																	
2 7440.00	48.43	74.00	-25.57	31.47	37.26	15.55	36.79	0.94	-- Peak																																																																																																																																																																																																	
3 7440.00	39.67	54.00	-14.33	22.71	37.26	15.55	36.79	0.94	-- Average																																																																																																																																																																																																	
4 10360.00	49.56	68.20	-18.64	32.66	37.38	18.45	39.47	0.54	-- PEAK																																																																																																																																																																																																	
5 10360.00	39.03	54.00	-14.97	22.13	37.38	18.45	39.47	0.54	-- Average																																																																																																																																																																																																	
6 15540.00	54.08	74.00	-19.92	34.15	41.24	22.86	44.98	0.81	-- PEAK																																																																																																																																																																																																	
7 15540.00	43.42	54.00	-10.58	23.49	41.24	22.86	44.98	0.81	-- Average																																																																																																																																																																																																	
	Limit	Read	Ant	Cable	Preamp	Aux	APos	TPos	Remark																																																																																																																																																																																																	
Freq	Level	Line Margin	Level Factor	Loss Factor	Loss Factor	Factor																																																																																																																																																																																																				
MHz	dBuV/m	dBuV/m	dB	dBuV	dB/m	dB	dB	cm	deg																																																																																																																																																																																																	
1 4960.00	45.02	74.00	-28.98	31.58	32.70	12.56	33.67	0.69	-- Peak																																																																																																																																																																																																	
2 7440.00	48.76	74.00	-25.24	31.00	37.26	15.55	36.79	0.94	-- Peak																																																																																																																																																																																																	
3 7440.00	39.69	54.00	-14.31	22.73	37.26	15.55	36.79	0.94	-- Average																																																																																																																																																																																																	
4 10360.00	49.30	68.20	-18.90	32.40	37.38	18.45	39.47	0.54	-- PEAK																																																																																																																																																																																																	
5 10360.00	39.04	54.00	-14.96	22.14	37.38	18.45	39.47	0.54	-- Average																																																																																																																																																																																																	
6 15540.00	53.78	74.00	-20.22	33.85	41.24	22.86	44.98	0.81	-- PEAK																																																																																																																																																																																																	
7 15540.00	43.40	54.00	-10.60	23.47	41.24	22.86	44.98	0.81	-- Average																																																																																																																																																																																																	



Mode	3	
	Co-location Harmonic	
	2400-2483.5_Bluetooth-LE_GSKF_CH39_2480MHz 5150-5250_802.11 a_CH36_5180MHz	
ANT	SISO+MIMO	
Pol.	Horizontal	Vertical
10.6G ~18G Avg	 <p>Site : 03CH22-HY Condition: AVG_54 3m DRH18-E_LE2C04A18EN_240711 HORIZONTAL Mode : 3 Setting : Plane :</p>	 <p>Site : 03CH22-HY Condition: AVG_54 3m DRH18-E_LE2C04A18EN_240711 VERTICAL Mode : 3 Setting : Plane :</p>



Mode	4																																																																																																																																																																																													
	LF																																																																																																																																																																																													
	2400-2483.5_802.11g_CH06_2437MHz 5150-5250_802.11a_CH36_5180MHz																																																																																																																																																																																													
ANT	MIMO+MIMO																																																																																																																																																																																													
Pol.	Horizontal						Vertical																																																																																																																																																																																							
QP/ Peak																																																																																																																																																																																														
	<p>Site : 03CH20-HY Condition: QP 3m Bilog_55606 & 08_241127 HORIZONTAL Mode : 4 Setting : Plane :</p> <table><thead><tr><th></th><th>Limit</th><th>Read</th><th>Ant</th><th>Cable</th><th>Preamp</th><th>Aux</th><th>APos</th><th>TPos</th><th></th></tr><tr><th>Freq</th><th>Level</th><th>Line</th><th>Margin</th><th>Level</th><th>Factor</th><th>Loss</th><th>Factor</th><th>Factor</th><th>Remark</th></tr><tr><th>MHz</th><th>dBuV/m</th><th>dBuV/m</th><th>dB</th><th>dBuV</th><th>dB/m</th><th>dB</th><th>dB</th><th>dB</th><th>cm deg</th></tr></thead><tbody><tr><td>1</td><td>35.82</td><td>25.14</td><td>40.00</td><td>-14.86</td><td>37.90</td><td>21.73</td><td>1.05</td><td>35.75</td><td>0.21 -- -- Peak</td></tr><tr><td>2</td><td>199.75</td><td>32.44</td><td>43.50</td><td>-11.06</td><td>50.16</td><td>15.07</td><td>2.52</td><td>35.51</td><td>0.20 -- -- Peak</td></tr><tr><td>3</td><td>272.50</td><td>35.88</td><td>46.00</td><td>-10.12</td><td>49.20</td><td>18.91</td><td>2.93</td><td>35.35</td><td>0.19 -- -- Peak</td></tr><tr><td>4</td><td>408.30</td><td>31.07</td><td>46.00</td><td>-14.93</td><td>40.20</td><td>22.12</td><td>3.58</td><td>34.98</td><td>0.15 -- -- Peak</td></tr><tr><td>5</td><td>627.52</td><td>29.13</td><td>46.00</td><td>-16.87</td><td>32.65</td><td>26.29</td><td>4.43</td><td>34.36</td><td>0.12 -- -- Peak</td></tr><tr><td>6</td><td>837.04</td><td>33.96</td><td>46.00</td><td>-12.04</td><td>33.73</td><td>28.53</td><td>5.11</td><td>33.53</td><td>0.12 -- -- Peak</td></tr></tbody></table>							Limit	Read	Ant	Cable	Preamp	Aux	APos	TPos		Freq	Level	Line	Margin	Level	Factor	Loss	Factor	Factor	Remark	MHz	dBuV/m	dBuV/m	dB	dBuV	dB/m	dB	dB	dB	cm deg	1	35.82	25.14	40.00	-14.86	37.90	21.73	1.05	35.75	0.21 -- -- Peak	2	199.75	32.44	43.50	-11.06	50.16	15.07	2.52	35.51	0.20 -- -- Peak	3	272.50	35.88	46.00	-10.12	49.20	18.91	2.93	35.35	0.19 -- -- Peak	4	408.30	31.07	46.00	-14.93	40.20	22.12	3.58	34.98	0.15 -- -- Peak	5	627.52	29.13	46.00	-16.87	32.65	26.29	4.43	34.36	0.12 -- -- Peak	6	837.04	33.96	46.00	-12.04	33.73	28.53	5.11	33.53	0.12 -- -- Peak	<p>Site : 03CH20-HY Condition: QP 3m Bilog_55606 & 08_241127 VERTICAL Mode : 4 Setting : Plane :</p> <table><thead><tr><th></th><th>Limit</th><th>Read</th><th>Ant</th><th>Cable</th><th>Preamp</th><th>Aux</th><th>APos</th><th>TPos</th><th></th></tr><tr><th>Freq</th><th>Level</th><th>Line</th><th>Margin</th><th>Level</th><th>Factor</th><th>Loss</th><th>Factor</th><th>Factor</th><th>Remark</th></tr><tr><th>MHz</th><th>dBuV/m</th><th>dBuV/m</th><th>dB</th><th>dBuV</th><th>dB/m</th><th>dB</th><th>dB</th><th>dB</th><th>cm deg</th></tr></thead><tbody><tr><td>1</td><td>33.88</td><td>30.84</td><td>40.00</td><td>-9.16</td><td>42.62</td><td>22.74</td><td>1.02</td><td>35.75</td><td>0.21 100 357 QP</td></tr><tr><td>2</td><td>42.61</td><td>28.73</td><td>40.00</td><td>-11.27</td><td>45.04</td><td>18.85</td><td>1.16</td><td>35.75</td><td>0.23 102 99 QP</td></tr><tr><td>3</td><td>53.28</td><td>29.46</td><td>40.00</td><td>-10.54</td><td>50.46</td><td>13.20</td><td>1.29</td><td>35.73</td><td>0.24 105 355 QP</td></tr><tr><td>4</td><td>82.38</td><td>29.52</td><td>40.00</td><td>-10.48</td><td>49.77</td><td>13.64</td><td>1.62</td><td>35.71</td><td>0.20 -- -- Peak</td></tr><tr><td>5</td><td>423.82</td><td>31.82</td><td>46.00</td><td>-14.18</td><td>40.29</td><td>22.69</td><td>3.64</td><td>34.95</td><td>0.15 -- -- Peak</td></tr><tr><td>6</td><td>581.93</td><td>31.93</td><td>46.00</td><td>-14.07</td><td>36.13</td><td>25.95</td><td>4.27</td><td>34.52</td><td>0.10 -- -- Peak</td></tr></tbody></table>						Limit	Read	Ant	Cable	Preamp	Aux	APos	TPos		Freq	Level	Line	Margin	Level	Factor	Loss	Factor	Factor	Remark	MHz	dBuV/m	dBuV/m	dB	dBuV	dB/m	dB	dB	dB	cm deg	1	33.88	30.84	40.00	-9.16	42.62	22.74	1.02	35.75	0.21 100 357 QP	2	42.61	28.73	40.00	-11.27	45.04	18.85	1.16	35.75	0.23 102 99 QP	3	53.28	29.46	40.00	-10.54	50.46	13.20	1.29	35.73	0.24 105 355 QP	4	82.38	29.52	40.00	-10.48	49.77	13.64	1.62	35.71	0.20 -- -- Peak	5	423.82	31.82	46.00	-14.18	40.29	22.69	3.64	34.95	0.15 -- -- Peak	6	581.93	31.93	46.00	-14.07	36.13	25.95	4.27	34.52
	Limit	Read	Ant	Cable	Preamp	Aux	APos	TPos																																																																																																																																																																																						
Freq	Level	Line	Margin	Level	Factor	Loss	Factor	Factor	Remark																																																																																																																																																																																					
MHz	dBuV/m	dBuV/m	dB	dBuV	dB/m	dB	dB	dB	cm deg																																																																																																																																																																																					
1	35.82	25.14	40.00	-14.86	37.90	21.73	1.05	35.75	0.21 -- -- Peak																																																																																																																																																																																					
2	199.75	32.44	43.50	-11.06	50.16	15.07	2.52	35.51	0.20 -- -- Peak																																																																																																																																																																																					
3	272.50	35.88	46.00	-10.12	49.20	18.91	2.93	35.35	0.19 -- -- Peak																																																																																																																																																																																					
4	408.30	31.07	46.00	-14.93	40.20	22.12	3.58	34.98	0.15 -- -- Peak																																																																																																																																																																																					
5	627.52	29.13	46.00	-16.87	32.65	26.29	4.43	34.36	0.12 -- -- Peak																																																																																																																																																																																					
6	837.04	33.96	46.00	-12.04	33.73	28.53	5.11	33.53	0.12 -- -- Peak																																																																																																																																																																																					
	Limit	Read	Ant	Cable	Preamp	Aux	APos	TPos																																																																																																																																																																																						
Freq	Level	Line	Margin	Level	Factor	Loss	Factor	Factor	Remark																																																																																																																																																																																					
MHz	dBuV/m	dBuV/m	dB	dBuV	dB/m	dB	dB	dB	cm deg																																																																																																																																																																																					
1	33.88	30.84	40.00	-9.16	42.62	22.74	1.02	35.75	0.21 100 357 QP																																																																																																																																																																																					
2	42.61	28.73	40.00	-11.27	45.04	18.85	1.16	35.75	0.23 102 99 QP																																																																																																																																																																																					
3	53.28	29.46	40.00	-10.54	50.46	13.20	1.29	35.73	0.24 105 355 QP																																																																																																																																																																																					
4	82.38	29.52	40.00	-10.48	49.77	13.64	1.62	35.71	0.20 -- -- Peak																																																																																																																																																																																					
5	423.82	31.82	46.00	-14.18	40.29	22.69	3.64	34.95	0.15 -- -- Peak																																																																																																																																																																																					
6	581.93	31.93	46.00	-14.07	36.13	25.95	4.27	34.52	0.10 -- -- Peak																																																																																																																																																																																					

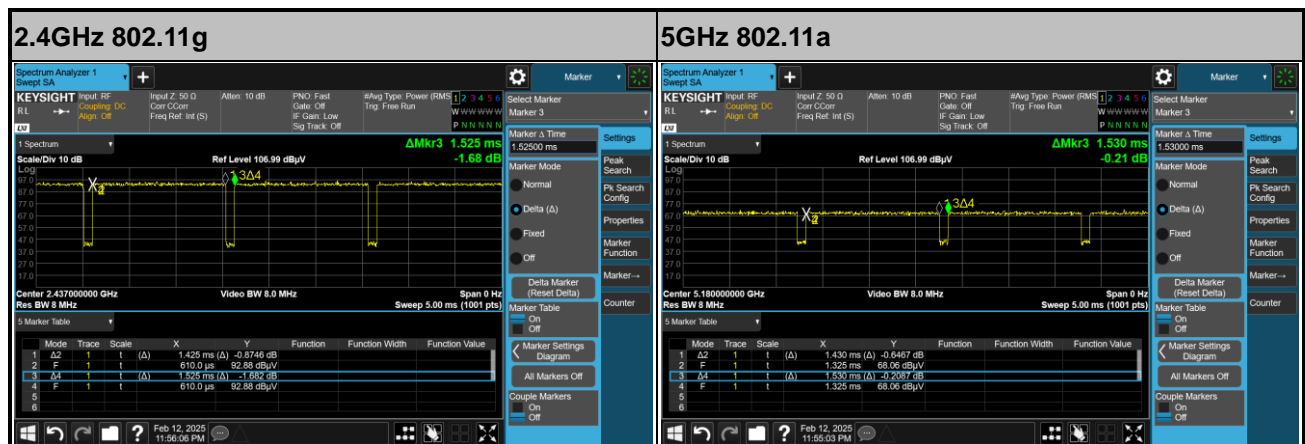


Appendix B. Duty Cycle Plots

<Mode 1>

Antenna	Band	Duty Cycle(%)	T(us)	1/T(kHz)	VBW Setting
4+3	2.4GHz 802.11g	93.44	1425	0.70	750Hz
4+3	5GHz 802.11a	93.46	1430	0.70	750Hz

MIMO <Ant. 4+3>

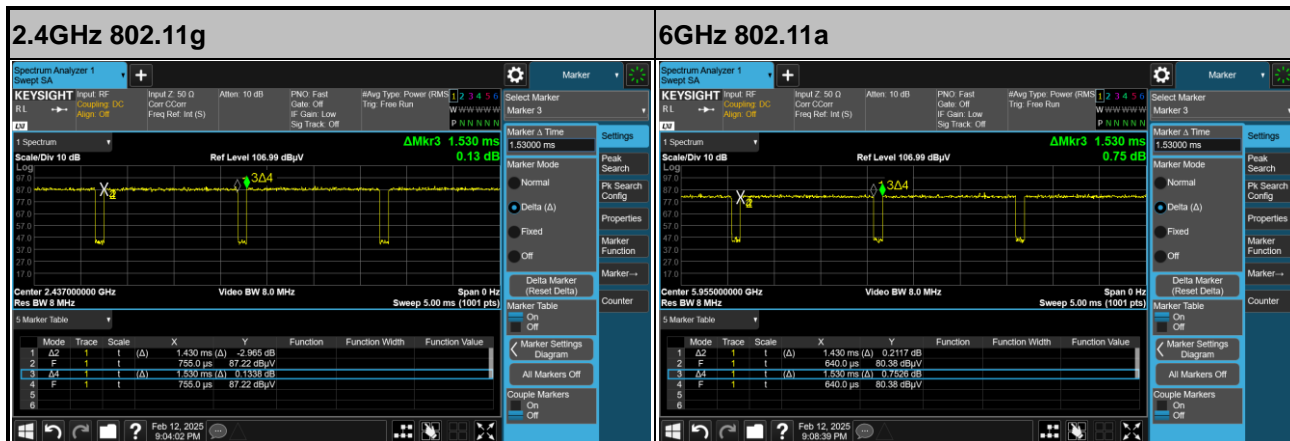




<Mode 2>

Antenna	Band	Duty Cycle(%)	T(us)	1/T(kHz)	VBW Setting
4+3	2.4GHz 802.11g	93.46	1430	0.70	750Hz
4+3	6GHz 802.11a	93.46	1430	0.70	750Hz

MIMO <Ant. 4+3>



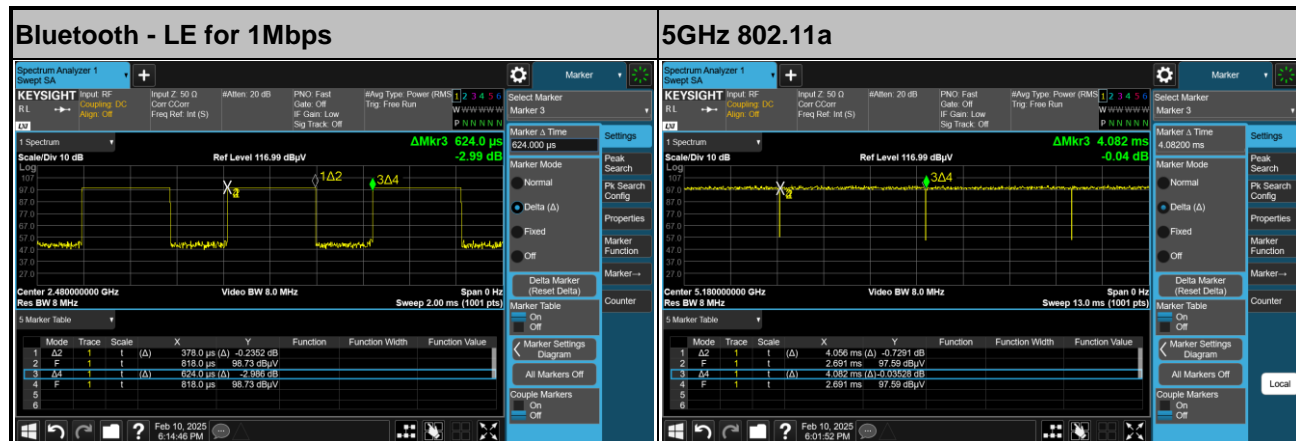


<Mode 3>

Antenna	Band	Duty Cycle(%)	T(us)	1/T(kHz)	VBW Setting
3	Bluetooth - LE for 1Mbps	60.58	378	2.65	2.7k
4+3	5GHz 802.11a	99.36	-	-	10Hz

<Ant. 3>

MIMO <Ant. 4+3>



—THE END—