



# FCC RADIO TEST REPORT

## BLUETOOTH BR

FCC ID : A4RGLBW0  
Equipment : Phone  
Model Name : GLBW0  
Applicant : Google LLC  
1600 Amphitheatre Parkway,  
Mountain View, CA, 94043 USA  
Standard : FCC Part 15 Subpart C §15.247

The product was received on Nov. 27, 2024 and testing was performed from Dec. 21, 2024 to Mar. 21, 2025. We, Sporton International Inc. Wensan Laboratory, would like to declare that the tested sample has been evaluated in accordance with the test procedures and has been in compliance with the applicable technical standards.

The test results in this report apply exclusively to the tested model / sample. Without written approval from Sporton International Inc. Wensan Laboratory, the test report shall not be reproduced except in full.

Louis Wu

Approved by: Louis Wu

**Sporton International Inc. Wensan Laboratory**

No.58, Aly. 75, Ln. 564, Wenhua 3rd, Rd., Guishan Dist., Taoyuan City 333010, Taiwan (R.O.C.)



## Table of Contents

<b>History of this test report.....</b>	<b>3</b>
<b>Summary of Test Result.....</b>	<b>4</b>
<b>1 General Description.....</b>	<b>5</b>
1.1 Product Feature of Equipment Under Test.....	5
1.2 Modification of EUT .....	5
1.3 Testing Location .....	6
1.4 Applicable Standards.....	6
<b>2 Test Configuration of Equipment Under Test .....</b>	<b>7</b>
2.1 Carrier Frequency Channel .....	7
2.2 Test Mode.....	8
2.3 Connection Diagram of Test System.....	9
2.4 Support Unit used in test configuration and system .....	10
2.5 EUT Operation Test Setup .....	10
2.6 Measurement Results Explanation Example.....	10
<b>3 Test Result.....</b>	<b>11</b>
3.1 Number of Channel Measurement .....	11
3.2 Hopping Channel Separation Measurement .....	12
3.3 Dwell Time Measurement.....	13
3.4 20dB and 99% Bandwidth Measurement .....	14
3.5 Output Power Measurement.....	15
3.6 Conducted Band Edges Measurement.....	16
3.7 Conducted Spurious Emission Measurement .....	17
3.8 Radiated Band Edges and Spurious Emission Measurement .....	18
3.9 AC Conducted Emission Measurement.....	22
3.10 Antenna Requirements.....	24
<b>4 List of Measuring Equipment .....</b>	<b>25</b>
<b>5 Measurement Uncertainty .....</b>	<b>27</b>
<b>Appendix A. Conducted Test Results</b>	
<b>Appendix B. AC Conducted Emission Test Result</b>	
<b>Appendix C. Radiated Spurious Emission Test Data</b>	
<b>Appendix D. Duty Cycle Plots</b>	
<b>Appendix E. Setup Photographs</b>	



## History of this test report

Report No.	Version	Description	Issue Date
FR4N0919A	01	Initial issue of report	Apr. 01, 2025
FR4N0919A	02	Revised List of Measuring Equipment This report is an updated version, replacing the report issued on Apr. 01, 2025	Apr. 24, 2025

## Summary of Test Result

Report Clause	Ref Std. Clause	Test Items	Result (PASS/FAIL)	Remark
3.1	15.247(a)(1)	Number of Channels	Pass	-
3.2	15.247(a)(1)	Hopping Channel Separation	Pass	-
3.3	15.247(a)(1)	Dwell Time of Each Channel	Pass	-
3.4	15.247(a)(1)	20dB Bandwidth	Pass	-
3.4	2.1049	99% Occupied Bandwidth	Pass	-
3.5	15.247(b)(1) 15.247(b)(4)	Peak Output Power	Pass	-
3.6	15.247(d)	Conducted Band Edges	Pass	-
3.7	15.247(d)	Conducted Spurious Emission	Pass	-
3.8	15.247(d)	Radiated Band Edges and Radiated Spurious Emission	Pass	-
3.9	15.207	AC Conducted Emission	Pass	-
3.10	15.203	Antenna Requirement	Pass	-

**Conformity Assessment Condition:**

1. The test results (PASS/FAIL) with all measurement uncertainty excluded are presented against the regulation limits or in accordance with the requirements stipulated by the applicant/manufacture who shall bear all the risks of non-compliance that may potentially occur if measurement uncertainty is taken into account.
2. The measurement uncertainty please refer to each test result in the section "Measurement Uncertainty".

**Disclaimer:**

The product specifications of the EUT presented in the test report that may affect the test assessments are declared by the manufacturer who shall take full responsibility for the authenticity.

**Reviewed by: William Chen**

**Report Producer: Ming Chen**

# 1 General Description

## 1.1 Product Feature of Equipment Under Test

Product Feature
<b>General Specs</b> GSM/WCDMA/LTE/5G NR/NTN, Bluetooth, BLE, BLE channel sounding, Wi-Fi 802.11ax, NFC, WPC Rx and GNSS Rx.
<b>Antenna Type</b> Bluetooth: <b>&lt;Ant. 3&gt;</b> : IFA Antenna <b>&lt;Ant. 4&gt;</b> : ILA Antenna

EUT Information List	
S/N	Performed Test Item
4B121FDCR000BE	RF Conducted Measurement
4B161FDCR000PM	Radiated Spurious Emission
4B121FDCR0006U	Conducted Emission

Antenna information		
2400 MHz ~ 2483.5 MHz	Peak Gain (dBi)	Ant.3: 0.7 Ant.4: -1.0

**Remark:** The EUT's information above is declared by manufacturer. Please refer to Disclaimer in report summary.

## 1.2 Modification of EUT

No modifications made to the EUT during the testing.



### 1.3 Testing Location

<b>Test Site</b>	Sporton International Inc. Wensan Laboratory
<b>Test Site Location</b>	No.58, Aly. 75, Ln. 564, Wenhua 3rd, Rd., Guishan Dist., Taoyuan City 333010, Taiwan (R.O.C.) TEL: +886-3-327-0868 FAX: +886-3-327-0855
<b>Test Site No.</b>	<b>Sporton Site No.</b>
	TH05-HY, 03CH22-HY, CO07-HY

**Note:** The test site complies with ANSI C63.4 2014 requirement.

FCC designation No.: TW3786

### 1.4 Applicable Standards

According to the specifications declared by the manufacturer, the EUT must comply with the requirements of the following standards:

- ♦ FCC Part 15 Subpart C §15.247
- ♦ FCC KDB Publication No. 558074 D01 15.247 Meas Guidance v05r02
- ♦ FCC KDB 414788 D01 Radiated Test Site v01r01
- ♦ ANSI C63.10-2013

**Remark:**

1. All the test items were validated and recorded in accordance with the standards without any modification during the testing.
2. The TAF code is not including all the FCC KDB listed without accreditation.

## 2 Test Configuration of Equipment Under Test

### 2.1 Carrier Frequency Channel

Frequency Band	Channel	Freq. (MHz)	Channel	Freq. (MHz)	Channel	Freq. (MHz)
2400-2483.5 MHz	0	2402	27	2429	54	2456
	1	2403	28	2430	55	2457
	2	2404	29	2431	56	2458
	3	2405	30	2432	57	2459
	4	2406	31	2433	58	2460
	5	2407	32	2434	59	2461
	6	2408	33	2435	60	2462
	7	2409	34	2436	61	2463
	8	2410	35	2437	62	2464
	9	2411	36	2438	63	2465
	10	2412	37	2439	64	2466
	11	2413	38	2440	65	2467
	12	2414	39	2441	66	2468
	13	2415	40	2442	67	2469
	14	2416	41	2443	68	2470
	15	2417	42	2444	69	2471
	16	2418	43	2445	70	2472
	17	2419	44	2446	71	2473
	18	2420	45	2447	72	2474
	19	2421	46	2448	73	2475
	20	2422	47	2449	74	2476
	21	2423	48	2450	75	2477
	22	2424	49	2451	76	2478
	23	2425	50	2452	77	2479
	24	2426	51	2453	78	2480
	25	2427	52	2454	-	-
	26	2428	53	2455	-	-

## 2.2 Test Mode

- a. The EUT has been associated with peripherals and configuration operated in a manner tended to maximize its emission characteristics in a typical application. Frequency range investigated: conduction emission (150 kHz to 30 MHz), radiation emission (9 kHz to the 10th harmonic of the highest fundamental frequency or to 40 GHz, whichever is lower). For radiated measurement, the measured emission level of the EUT was maximized by rotating the EUT on a turntable, adjusting the orientation of the EUT and EUT antenna in three orthogonal axis (X: flat, Y: portrait, Z: landscape) and accessory (Adapter or Earphone), and adjusting the measurement antenna orientation, following C63.10 exploratory test procedures and find Z Plane with Adapter as worst plane.
- b. AC power line Conducted Emission was tested under maximum output power.

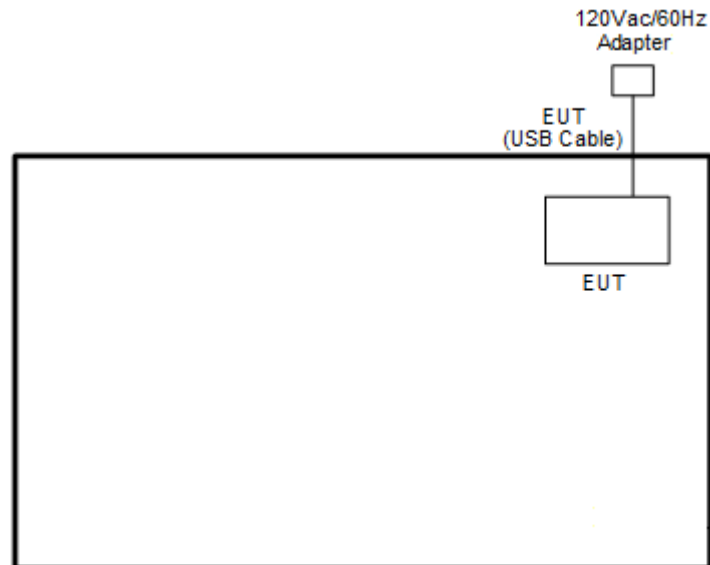
The following summary table is showing all test modes to demonstrate in compliance with the standard.

Summary table of Test Cases	
Test Item	Data Rate / Modulation
Conducted Test Cases	Bluetooth BR 1Mbps GFSK
	Mode 1: CH00_2402 MHz
	Mode 2: CH39_2441 MHz
	Mode 3: CH78_2480 MHz
Radiated Test Cases	Bluetooth BR 1Mbps GFSK
	Mode 1: CH00_2402 MHz
	Mode 2: CH39_2441 MHz
	Mode 3: CH78_2480 MHz
AC Conducted Emission	Mode 1 Bluetooth BDR 1Mbps Channel 39 TX
<b>Remark:</b> <ol style="list-style-type: none"> <li>For Radiated Test Cases, the tests were performed with USB Cable 2.</li> <li>During the preliminary test, both charging modes (Adapter mode and WPC Rx mode) were verified. It is determined that the adaptor mode is the worst case for official test.</li> </ol>	

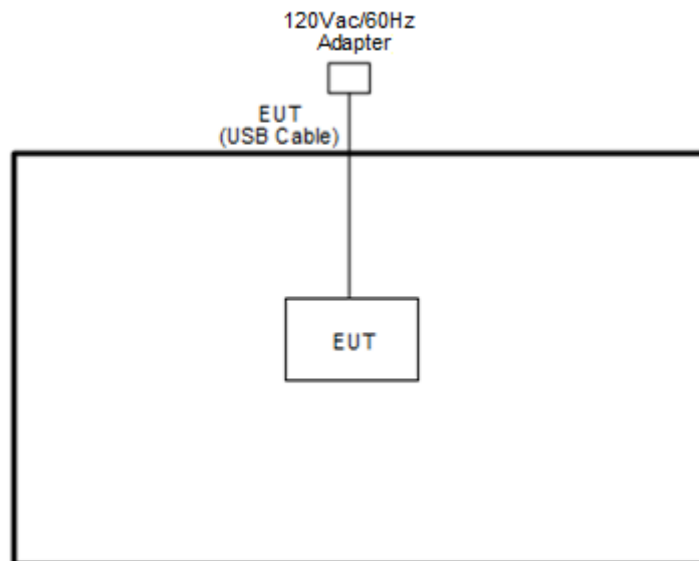


## 2.3 Connection Diagram of Test System

### <AC Conducted Emission Mode>



### <Bluetooth Tx Mode>





## 2.4 Support Unit used in test configuration and system

Item	Equipment	Brand Name	Model Name	FCC ID	Data Cable	Power Cord
1.	AC Adapter	N/A	GWBL7 LPS PS2	N/A	N/A	N/A

## 2.5 EUT Operation Test Setup

The RF test items, utility "BT DUT Control GUI.exe (v.03-11-24)" for FHSS was installed in Notebook which was programmed in order to make the EUT get into the engineering modes to provide channel selection, power level, data rate and the application type and for continuous transmitting signals.

## 2.6 Measurement Results Explanation Example

**For all conducted test items:**

The offset level is set in the spectrum analyzer to compensate the RF cable loss and attenuator factor between EUT conducted output port and spectrum analyzer. With the offset compensation, the spectrum analyzer reading level is exactly the EUT RF output level.

Example:

The spectrum analyzer offset is derived from RF cable loss and attenuator factor.

*Offset = RF cable loss + attenuator factor.*

Following shows an offset computation example with cable loss 4.2 dB and 10 dB attenuator.

$$\begin{aligned}\text{Offset(dB)} &= \text{RF cable loss(dB)} + \text{attenuator factor(dB)} \\ &= 4.2 + 10 = 14.2 \text{ (dB)}\end{aligned}$$

### 3 Test Result

#### 3.1 Number of Channel Measurement

##### 3.1.1 Limits of Number of Hopping Frequency

Frequency hopping systems in the 2400-2483.5 MHz band shall use at least 15 channels.

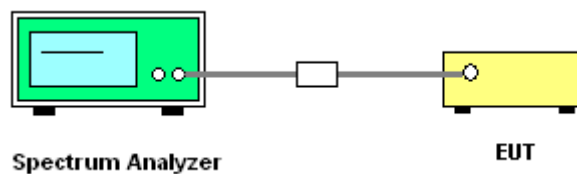
##### 3.1.2 Measuring Instruments

Please refer to the measuring equipment list in this test report.

##### 3.1.3 Test Procedure

1. The testing follows ANSI C63.10-2013 clause 7.8.3.
2. The RF output of EUT is connected to the spectrum analyzer by RF cable and attenuator. The path loss is compensated to the results for each measurement.
3. Set the maximum power setting and enable the EUT to transmit continuously.
4. Enable the EUT hopping function.
5. Use the following spectrum analyzer settings: Span = the frequency band of operation;  
RBW = 300 kHz; VBW  $\geq$  RBW; Sweep = auto; Detector function = peak; Trace = max hold.
6. The number of hopping frequency used is defined as the number of total channel.
7. Record the measurement data derived from spectrum analyzer.

##### 3.1.4 Test Setup



##### 3.1.5 Test Result of Number of Hopping Frequency

Please refer to Appendix A.

## 3.2 Hopping Channel Separation Measurement

### 3.2.1 Limit of Hopping Channel Separation

Frequency hopping systems operating in the 2400-2483.5 MHz band may have hopping channel carrier frequencies that are separated by 25 kHz or two-thirds of the 20 dB bandwidth of the hopping channel, whichever is greater.

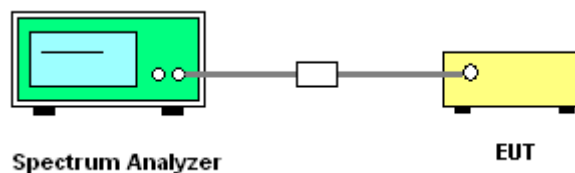
### 3.2.2 Measuring Instruments

Please refer to the measuring equipment list in this test report.

### 3.2.3 Test Procedures

1. The testing follows ANSI C63.10-2013 clause 7.8.2.
2. The RF output of EUT is connected to the spectrum analyzer by RF cable and attenuator. The path loss is compensated to the results for each measurement.
3. Set the maximum power setting and enable the EUT to transmit continuously.
4. Enable the EUT hopping function.
5. Use the following spectrum analyzer settings:  
Span = wide enough to capture the peaks of two adjacent channels;  
RBW = 300 kHz; VBW  $\geq$  RBW; Sweep = auto; Detector function = peak; Trace = max hold.
6. Measure and record the results in the test report.

### 3.2.4 Test Setup



### 3.2.5 Test Result of Hopping Channel Separation

Please refer to Appendix A.

### 3.3 Dwell Time Measurement

#### 3.3.1 Limit of Dwell Time

The average time of occupancy on any channel shall not be greater than 0.4 seconds within a period of 0.4 seconds multiplied by the number of hopping channels employed.

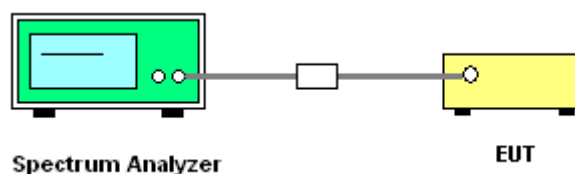
#### 3.3.2 Measuring Instruments

Please refer to the measuring equipment list in this test report.

#### 3.3.3 Test Procedures

1. The testing follows ANSI C63.10-2013 clause 7.8.4.
2. The RF output of EUT is connected to the spectrum analyzer by RF cable and attenuator. The path loss is compensated to the results for each measurement.
3. Set the maximum power setting and enable the EUT to transmit continuously.
4. Enable the EUT hopping function.
5. Use the following spectrum analyzer settings: Span = zero span, centered on a hopping channel; RBW = 1 MHz; VBW  $\geq$  RBW; Sweep = as necessary to capture the entire dwell time per hopping channel; Detector function = peak; Trace = max hold.
6. Measure and record the results in the test report.

#### 3.3.4 Test Setup



#### 3.3.5 Test Result of Dwell Time

Please refer to Appendix A.

### 3.4 20dB and 99% Bandwidth Measurement

#### 3.4.1 Limit of 20dB and 99% Bandwidth

Reporting only

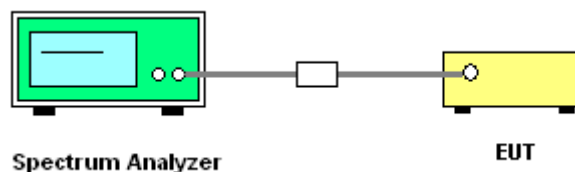
#### 3.4.2 Measuring Instruments

Please refer to the measuring equipment list in this test report.

#### 3.4.3 Test Procedures

1. The testing follows ANSI C63.10-2013 clause 6.9.2 and 6.9.3.
2. The RF output of EUT is connected to the spectrum analyzer by RF cable and attenuator. The path loss is compensated to the results for each measurement.
3. Set the maximum power setting and enable the EUT to transmit continuously.
4. Use the following spectrum analyzer settings for 20 dB Bandwidth measurement.  
Span = approximately 2 to 5 times the 20 dB bandwidth, centered on a hopping channel;  
RBW  $\geq$  1% of the 20 dB bandwidth; VBW  $\geq$  RBW; Sweep = auto; Detector function = peak;  
Trace = max hold.
5. Use the following spectrum analyzer settings for 99 % Bandwidth measurement.  
Span = approximately 1.5 to 5 times the 99% bandwidth, centered on a hopping channel;  
RBW  $\geq$  1-5% of the 99% bandwidth; VBW  $\geq$  3 \* RBW; Sweep = auto; Detector function = peak;  
Trace = max hold.
6. Measure and record the results in the test report.

#### 3.4.4 Test Setup



#### 3.4.5 Test Result of 20dB Bandwidth

Please refer to Appendix A.

#### 3.4.6 Test Result of 99% Occupied Bandwidth

Please refer to Appendix A.

## **3.5 Output Power Measurement**

### **3.5.1 Limit of Output Power**

The maximum peak conducted output power of the intentional radiator shall not exceed the following:  
For frequency hopping systems operating in the 2400-2483.5 MHz band employing at least 75 non-overlapping hopping channels, and all frequency hopping systems in the 5725-5850 MHz band: 1 watt. For all other frequency hopping systems in the 2400-2483.5 MHz band 0.125 watts.  
If directional gain of transmitting antennas is greater than 6 dBi, the power shall be reduced by the same level in dB comparing to gain minus 6 dBi.

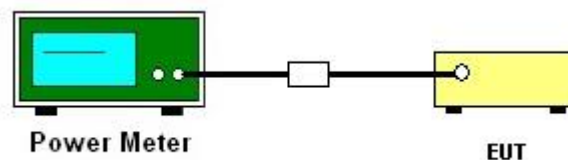
### **3.5.2 Measuring Instruments**

Please refer to the measuring equipment list in this test report.

### **3.5.3 Test Procedures**

1. The testing follows ANSI C63.10-2013 clause 7.8.5.
2. The RF output of EUT is connected to the power meter by RF cable and attenuator. The path loss is compensated to the results for each measurement.
3. Set the maximum power setting and enable the EUT to transmit continuously.
4. Measure the conducted output power with cable loss and record the results in the test report.
5. Measure and record the results in the test report.

### **3.5.4 Test Setup**



### **3.5.5 Test Result of Peak Output Power**

Please refer to Appendix A.

### **3.5.6 Test Result of Average Output Power (Reporting Only)**

Please refer to Appendix A.

## 3.6 Conducted Band Edges Measurement

### 3.6.1 Limit of Band Edges

In any 100 kHz bandwidth outside the intentional radiation frequency band, the radio frequency power shall be at least 20 dB below the highest level of the radiated power. In addition, radiated emissions which fall in the restricted bands must also comply with the radiated emission limits.

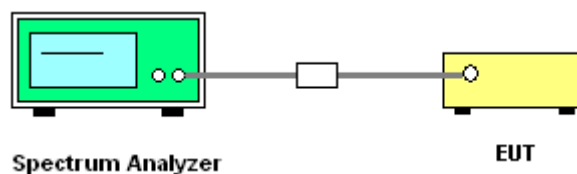
### 3.6.2 Measuring Instruments

Please refer to the measuring equipment list in this test report.

### 3.6.3 Test Procedures

1. The testing follows ANSI C63.10-2013 clause 7.8.6.
2. Set the maximum power setting and enable the EUT to transmit continuously.
3. Set RBW = 100 kHz, VBW = 300 kHz. Band edge emissions must be at least 20 dB down from the highest emission level within the authorized band as measured with a 100 kHz RBW. The attenuation shall be 30 dB instead of 20 dB when RMS conducted output power procedure is used.
4. Enable hopping function of the EUT and then repeat step 2 and 3.
5. Measure and record the results in the test report.

### 3.6.4 Test Setup



### 3.6.5 Test Result of Conducted Band Edges

Please refer to Appendix A.

### 3.6.6 Test Result of Conducted Hopping Mode Band Edges

Please refer to Appendix A.



## 3.7 Conducted Spurious Emission Measurement

### 3.7.1 Limit of Spurious Emission Measurement

In any 100 kHz bandwidth outside the intentional radiation frequency band, the radio frequency power shall be at least 20 dB below the highest level of the radiated power. In addition, radiated emissions which fall in the restricted bands must also comply with the radiated emission limits.

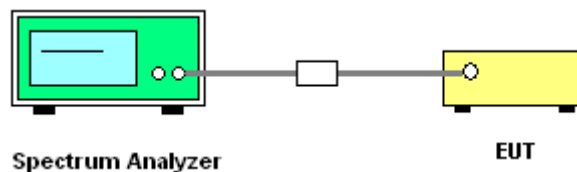
### 3.7.2 Measuring Instruments

Please refer to the measuring equipment list in this test report.

### 3.7.3 Test Procedure

1. The testing follows ANSI C63.10-2013 clause 7.8.8.
2. The RF output of EUT is connected to the spectrum analyzer by RF cable and attenuator. The path loss is compensated to the results for each measurement.
3. Set the maximum power setting and enable the EUT to transmit continuously.
4. Set RBW = 100 kHz, VBW = 300 kHz, scan up through 10th harmonic. All harmonics / spurious must be at least 20 dB down from the highest emission level within the authorized band as measured with a 100 kHz RBW.
5. Measure and record the results in the test report.
6. The RF fundamental frequency should be excluded against the limit line in the operating frequency band.

### 3.7.4 Test Setup



### 3.7.5 Test Result of Conducted Spurious Emission

Please refer to Appendix A.

### 3.8 Radiated Band Edges and Spurious Emission Measurement

#### 3.8.1 Limit of Radiated Band Edges and Spurious Emission

In any 100 kHz bandwidth outside the intentional radiator frequency band, all harmonics / spurious must be at least 20 dB below the highest emission level within the authorized band. In addition, radiated emissions which fall in the restricted bands must also comply with the limits as below.

Frequency (MHz)	Field Strength (microvolts/meter)	Measurement Distance (meters)
0.009 – 0.490	2400/F(kHz)	300
0.490 – 1.705	24000/F(kHz)	30
1.705 – 30.0	30	30
30 – 88	100	3
88 – 216	150	3
216 - 960	200	3
Above 960	500	3

#### 3.8.2 Measuring Instruments

Please refer to the measuring equipment list in this test report.

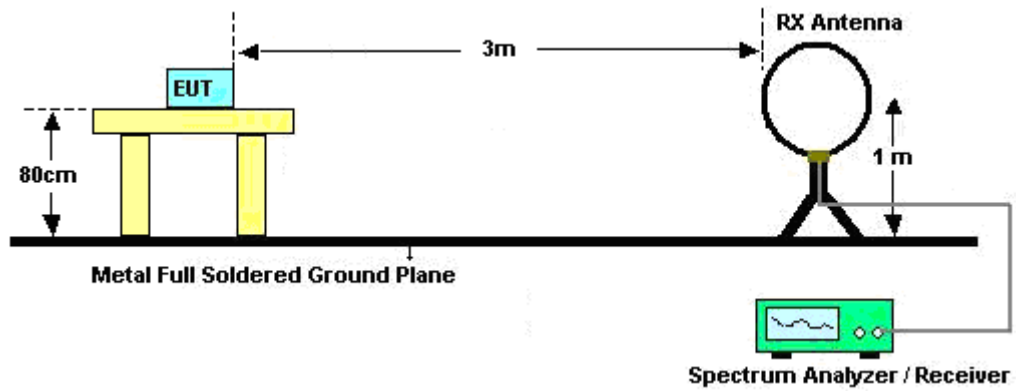
### 3.8.3 Test Procedures

1. The EUT is placed on a turntable with 0.8 meter for frequency below 1 GHz and 1.5 meter for frequency above 1 GHz respectively above ground.
2. The EUT is set 3 meters away from the receiving antenna, which is mounted on the top of a variable height antenna tower.
3. For each suspected emission, the EUT is arranged to its worst case and then tune the Antenna tower (from 1 m to 4 m) and turntable (from 0 degree to 360 degrees) to find the maximum reading. A pre-amp and a high pass filter are used for the test in order to get better signal level to comply with the guidelines.
4. Set the maximum power setting and enable the EUT to transmit continuously.
5. Use the following spectrum analyzer settings:
  - (1) Span shall wide enough to fully capture the emission being measured;
  - (2) Set RBW = 100 kHz for  $f < 1$  GHz, RBW = 1 MHz for  $f > 1$  GHz ; VBW  $\geq$  RBW; Sweep = auto; Detector function = peak; Trace = max hold for peak
  - (3) For average measurement: use duty cycle correction factor method per 15.35(c).  
Duty cycle = On time/100 milliseconds  
On time =  $N_1 \cdot L_1 + N_2 \cdot L_2 + \dots + N_{n-1} \cdot L_{n-1} + N_n \cdot L_n$   
Where  $N_1$  is number of type 1 pulses,  $L_1$  is length of type 1 pulses, etc.  
Average Emission Level = Peak Emission Level +  $20 \cdot \log$  (Duty cycle)
6. Corrected Reading: Antenna Factor + Cable Loss + Read Level - Preamp Factor = Level
7. Radiated testing below 1 GHz is performed by adjusting the antenna tower from 1 m to 4 m and by rotating the turn table from 0 degree to 360 degrees to find the peak maximum hold reading. When there is no suspected emission found and the emission level is with at least 6 dB margin against QP limit line, the position is marked as “-”.
8. Radiated testing above 1 GHz is performed by adjusting the antenna tower from 1 m to 4 m and by rotating the turn table from 0 degree to 360 degrees to find the peak maximum hold reading for scanning all frequencies. When there is no suspected emission found and the harmonic emission level is with at least 6 dB margin against average limit line, the position is marked as “-”.

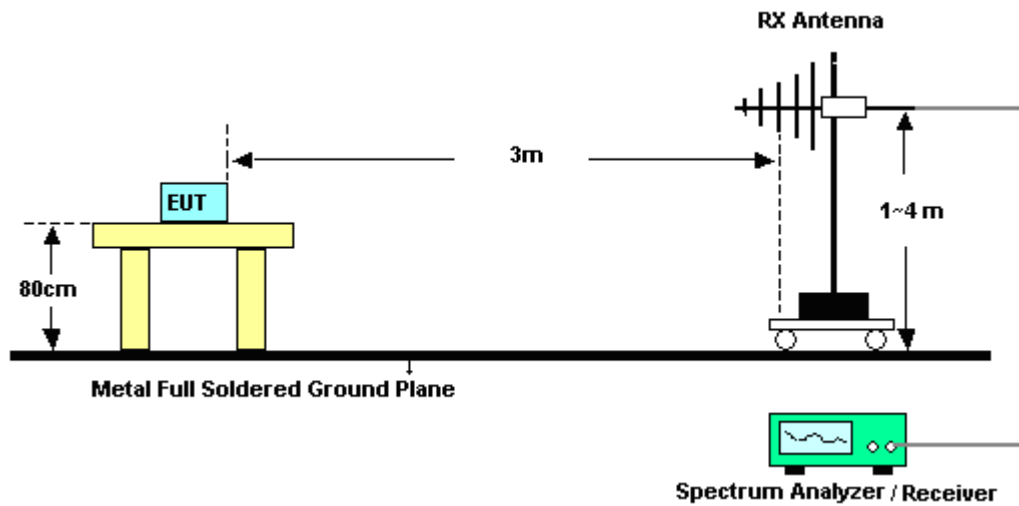
Note: The average levels are calculated from the peak level corrected with duty cycle correction factor (-24.76dB) derived from  $20 \log$  (dwell time/100ms). This correction is only for signals that hop with the fundamental signal, such as band-edge and harmonic. Other spurious signals that are independent of the hopping signal would not use this correction.

### 3.8.4 Test Setup

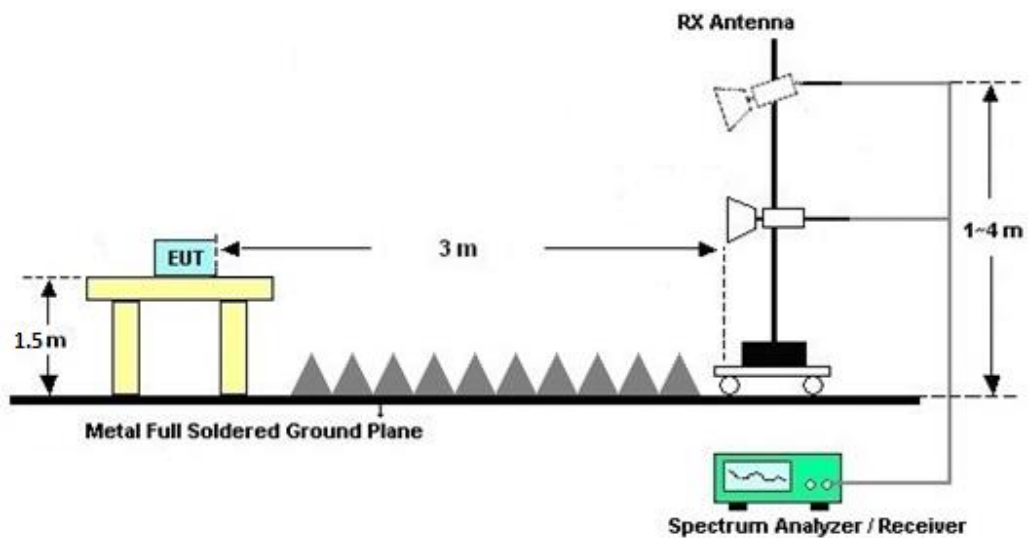
For radiated test below 30MHz



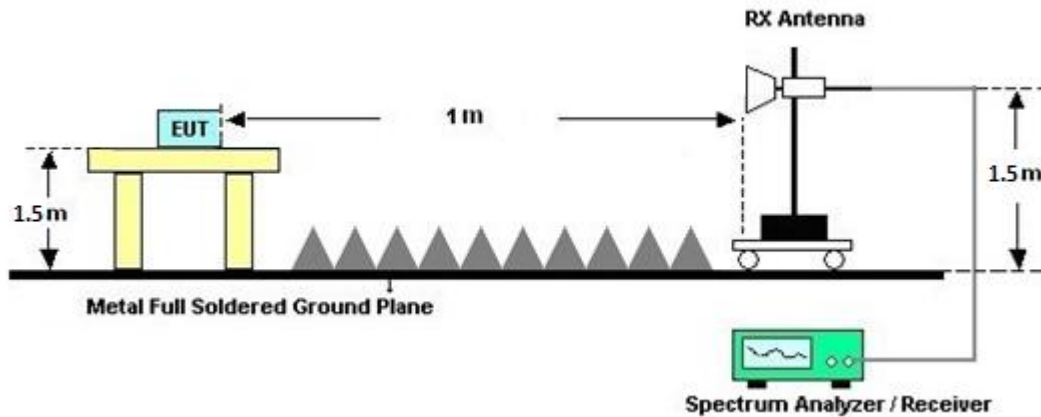
For radiated test from 30MHz to 1GHz



For radiated test from 1GHz to 18GHz



For radiated test above 18GHz



### 3.8.5 Test Results of Radiated Spurious Emissions (9 kHz ~ 30 MHz)

The low frequency, which starts from 9 kHz to 30 MHz, is pre-scanned and the result which is 20 dB lower than the limit line is not reported.

There is adequate comparison measurement of both open-field test site and alternative test site - semi-Anechoic chamber according to 414788 D01 Radiated Test Site v01r01, and the result comes out very similar.

### 3.8.6 Test Result of Radiated Spurious at Band Edges

Please refer to Appendix C.

### 3.8.7 Duty Cycle

Please refer to Appendix D.

### 3.8.8 Test Result of Radiated Spurious Emission (30MHz ~ 10<sup>th</sup> Harmonic)

Please refer to Appendix C.

### 3.9 AC Conducted Emission Measurement

#### 3.9.1 Limit of AC Conducted Emission

For equipment that is designed to be connected to the public utility (AC) power line, the radio frequency voltage that is conducted back onto the AC power line on any frequency or frequencies within the band 150 kHz to 30 MHz shall not exceed the limits in the following table.

Frequency of emission (MHz)	Conducted limit (dB $\mu$ V)	
	Quasi-peak	Average
0.15-0.5	66 to 56*	56 to 46*
0.5-5	56	46
5-30	60	50

\*Decreases with the logarithm of the frequency.

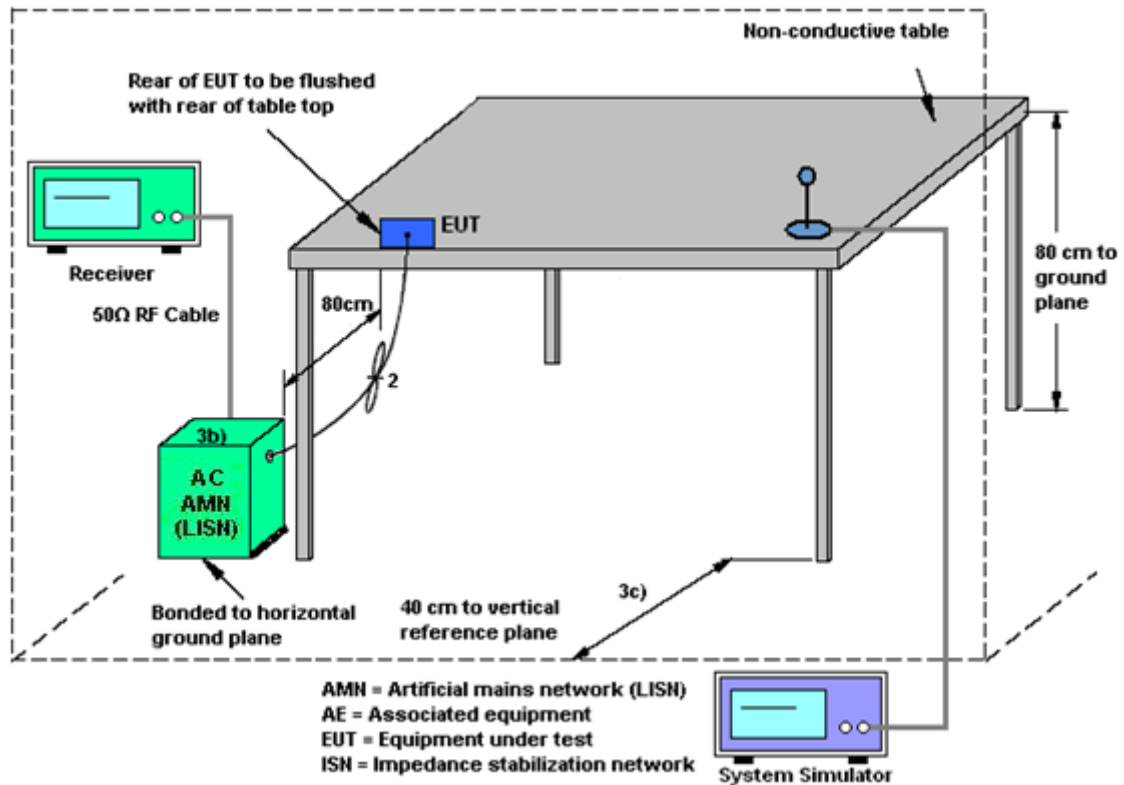
#### 3.9.2 Measuring Instruments

Please refer to the measuring equipment list in this test report.

#### 3.9.3 Test Procedures

1. The EUT is placed 0.4 meter away from the conducting wall of the shielding room, and is kept at least 80 centimeters from any other grounded conducting surface.
2. Connect EUT to the power mains through a line impedance stabilization network (LISN).
3. All the support units are connecting to the other LISN.
4. The LISN provides 50 ohm coupling impedance for the measuring instrument.
5. The FCC states that a 50 ohm, 50 microhenry LISN shall be used.
6. Both Line and Neutral shall be tested in order to find out the maximum conducted emission.
7. The frequency range from 150 kHz to 30 MHz is scanned.
8. Set the test-receiver system to Peak Detect Function and specified bandwidth (IF Bandwidth = 9 kHz) with Maximum Hold Mode. Then measurement is also conducted by Average Detector and Quasi-Peak Detector Function respectively.

### 3.9.4 Test Setup



### 3.9.5 Test Result of AC Conducted Emission

Please refer to Appendix B.



### **3.10 Antenna Requirements**

#### **3.10.1 Standard Applicable**

An intentional radiator shall be designed to ensure that no antenna other than that furnished by the responsible party shall be used with the device. The use of a permanently attached antenna or of an antenna that uses a unique coupling to the intentional radiator shall be considered sufficient to comply with the provisions of this section. The manufacturer may design the unit so that a broken antenna can be replaced by the user, but the use of a standard antenna jack or electrical connector is prohibited. This requirement does not apply to carrier current devices or to devices operated under the provisions of § 15.211, 15.213, 15.217, 15.219, 15.221, or § 15.236. Further, this requirement does not apply to intentional radiators that must be professionally installed, such as perimeter protection systems and some field disturbance sensors, or to other intentional radiators which, in accordance with § 15.31(d), must be measured at the installation site. However, the installer shall be responsible for ensuring that the proper antenna is employed so that the limits in this part are not exceeded.

#### **3.10.2 Antenna Anti-Replacement Construction**

- b) Unique (non-standard) antenna connector.
- (3) Use of a standard connector is also allowed if the connector is within the transmitter enclosure and can only be accessed by disassembly of the transmitter, where such disassembly is not normally required. The user manual must not show that user has access to the connector.





## 4 List of Measuring Equipment

Instrument	Brand Name	Model No.	Serial No.	Characteristics	Calibration Date	Test Date	Due Date	Remark
Loop Antenna	Rohde & Schwarz	HFH2-Z2	100488	9kHz~30MHz	Aug. 29, 2024	Dec. 24, 2024~ Mar. 13, 2025	Aug. 28, 2025	Radiation (03CH22-HY)
Bilog Antenna with 6dB	TESEQ	CBL 6111D&00802 N1D01N-06	55606 & 08	30MHz~1GHz	Nov. 27, 2024	Dec. 24, 2024~ Mar. 13, 2025	Nov. 26, 2025	Radiation (03CH22-HY)
Amplifier	SONOMA	310N	421581	N/A	Jul. 14, 2024	Dec. 24, 2024~ Mar. 13, 2025	Jul. 13, 2025	Radiation (03CH22-HY)
Double Ridged Guide Horn Antenna	RFSPIN	DRH18-E	LE2C04A18EN	1GHz~18GHz	Jul. 11, 2024	Dec. 24, 2024~ Mar. 13, 2025	Jul. 10, 2025	Radiation (03CH22-HY)
SHF-EHF Horn Antenna	SCHWARZBE CK	BBHA 9170	1225	18GHz~40GHz	Jun. 24, 2024	Dec. 24, 2024~ Mar. 13, 2025	Jun. 23, 2025	Radiation (03CH22-HY)
Amplifier	EMEC	EM01G18GA	060877	N/A	Sep. 27, 2024	Dec. 24, 2024~ Mar. 13, 2025	Sep. 26, 2025	Radiation (03CH22-HY)
Preamplifier	EMEC	EM18G40G	060873	18-40GHz	Sep. 02, 2024	Dec. 24, 2024~ Mar. 13, 2025	Sep. 01, 2025	Radiation (03CH22-HY)
Signal Analyzer	Keysight	N9010B	MY62170278	10Hz~44GHz	Sep. 24, 2024	Dec. 24, 2024~ Mar. 13, 2025	Sep. 23, 2025	Radiation (03CH22-HY)
MXE EMI Receive	AGILENT	N9038A	MY53290053	20Hz~26.5GHz	Sep.09, 2024	Dec. 24, 2024~ Mar. 13, 2025	Sep. 08, 2025	Radiation (03CH22-HY)
Hygrometer	TECPEL	DTM-303A	TP211469	N/A	Dec. 24, 2024	Dec. 24, 2024~ Mar. 13, 2025	Dec. 23, 2025	Radiation (03CH22-HY)
Controller	EMEC	EM1000	N/A	Control Turn table & Ant Mast	N/A	Dec. 24, 2024~ Mar. 13, 2025	N/A	Radiation (03CH22-HY)
Antenna Mast	ChainTek	MBS-520-1	N/A	1m~4m	N/A	Dec. 24, 2024~ Mar. 13, 2025	N/A	Radiation (03CH22-HY)
Turn Table	ChainTek	T-200-S-1	N/A	0~360 Degree	N/A	Dec. 24, 2024~ Mar. 13, 2025	N/A	Radiation (03CH22-HY)
Software	Audix	E3	RK-002347	N/A	N/A	Dec. 24, 2024~ Mar. 13, 2025	N/A	Radiation (03CH22-HY)
RF Cable	HUBER + SUHNER	SUCOFLEX 102	803951/2	9kHz~30MHz	Mar. 06, 2024	Dec. 24, 2024~ Mar. 04, 2025	Mar. 05, 2025	Radiation (03CH22-HY)
RF Cable	HUBER + SUHNER	SUCOFLEX 102	803951/2	9kHz~30MHz	Mar. 05, 2025	Mar. 05, 2025~ Mar. 13, 2025	Mar. 04, 2026	Radiation (03CH22-HY)
RF Cable	HUBER + SUHNER	SUCOFLEX 102	804390/2,8046 11/2,804615/2	N/A	Oct. 23, 2024	Dec. 24, 2024~ Mar. 13, 2025	Oct. 22, 2025	Radiation (03CH22-HY)



Instrument	Brand Name	Model No.	Serial No.	Characteristics	Calibration Date	Test Date	Due Date	Remark
AC Power Source	ACPOWER	AFC-11003G	F317040033	N/A	N/A	Mar. 19, 2025~ Mar. 21, 2025	N/A	Conduction (CO07-HY)
Software	Rohde & Schwarz	EMC32 V10.30	N/A	N/A	N/A	Mar. 19, 2025~ Mar. 21, 2025	N/A	Conduction (CO07-HY)
Pulse Limiter	SCHWARZBECK	VTSD 9561-F N	9561-F N00373	9kHz~200MHz	Oct. 23, 2024	Mar. 19, 2025~ Mar. 21, 2025	Oct. 22, 2025	Conduction (CO07-HY)
RF Cable	HUBER + SUHNER	RG 214/U	1358175	9kHz~30MHz	Mar. 03, 2025	Mar. 19, 2025~ Mar. 21, 2025	Mar. 02, 2026	Conduction (CO07-HY)
Lisn	Rohde & Schwarz	ENV216	100080	9kHz~30MHz	Dec. 12, 2024	Mar. 15, 2025	Dec. 11, 2025	Conduction (CO07-HY)
EMI Test Receiver	Rohde & Schwarz	ESR3	102317	9kHz~3.6GHz	Sep. 23, 2024	Mar. 19, 2025~ Mar. 21, 2025	Sep. 22, 2025	Conduction (CO07-HY)
Hygrometer	TECPEL	DTM-303A	TP201996	N/A	Nov. 01, 2024	Dec. 21, 2024~ Mar. 20, 2025	Oct. 31, 2025	Conducted (TH05-HY)
Power Meter	Anritsu	ML2495A	1036004	N/A	Jul. 04, 2024	Dec. 21, 2024~ Mar. 20, 2025	Jul. 03, 2025	Conducted (TH05-HY)
Power Sensor	Anritsu	MA2411B	1027253	300MHz~40GHz	Jul. 04, 2024	Dec. 21, 2024~ Mar. 20, 2025	Jul. 03, 2025	Conducted (TH05-HY)
Signal Analyzer	Rohde & Schwarz	FSV40	101566	10Hz~40GHz	Aug. 23, 2024	Dec. 21, 2024~ Mar. 20, 2025	Aug. 22, 2025	Conducted (TH05-HY)
Switch Control Mainframe	Burgeon	ETF-058	EC1300484 (BOX3)	N/A	May 20, 2024	Dec. 21, 2024~ Mar. 20, 2025	May 19, 2025	Conducted (TH05-HY)
Software	Sporton	BTWIFI_Final_v ersion_241211	N/A	Conducted Other Test Item	N/A	Dec. 21, 2024~ Mar. 20, 2025	N/A	Conducted (TH05-HY)

## 5 Measurement Uncertainty

### Uncertainty of Conducted Emission Measurement (150 kHz ~ 30 MHz)

Measuring Uncertainty for a Level of Confidence of 95% ( $U = 2Uc(y)$ )	3.7 dB
---	--------

### Uncertainty of Radiated Emission Measurement (30 MHz ~ 1000 MHz)

Measuring Uncertainty for a Level of Confidence of 95% ( $U = 2Uc(y)$ )	6.6 dB
---	--------

### Uncertainty of Radiated Emission Measurement (1000 MHz ~ 6000 MHz)

Measuring Uncertainty for a Level of Confidence of 95% ( $U = 2Uc(y)$ )	5.0 dB
---	--------

### Uncertainty of Radiated Emission Measurement (6000 MHz ~ 18000 MHz)

Measuring Uncertainty for a Level of Confidence of 95% ( $U = 2Uc(y)$ )	4.7 dB
---	--------

### Uncertainty of Radiated Emission Measurement (18000 MHz ~ 40000 MHz)

Measuring Uncertainty for a Level of Confidence of 95% ( $U = 2Uc(y)$ )	5.3 dB
---	--------

**Appendix A. Test Result of Conducted Test Items**

Test Engineer:	Derek Hsu	Temperature:	21~25	°C
Test Date:	2024/12/21~2025/3/20	Relative Humidity:	51~54	%

&lt;Ant.3&gt;

**TEST RESULTS DATA****20dB and 99% Occupied Bandwidth and Hopping Channel Separation**

Mod.	Data Rate	NTX	CH.	Freq. (MHz)	20dB BW (MHz)	99% Bandwidth (MHz)	Hopping Channel Separation Measurement (MHz)	Hopping Channel Separation Measurement Limit (MHz)	Pass/Fail
DH	1Mbps	1	0	2402	1.030	0.952	1.324	1.0296	Pass
DH	1Mbps	1	39	2441	1.030	0.950	1.324	1.0296	Pass
DH	1Mbps	1	78	2480	1.031	0.950	1.329	1.0308	Pass

**TEST RESULTS DATA****Dwell Time**

Mod.	Hopping Channel Number Rate	Hops Over Occupancy Time (hops)	Package Transfer Time (msec)	Dwell Time (sec)	Limits (sec)	Pass/Fail
Nomal	79	106.670	2.89	0.31	0.4	Pass
AFH	20	53.330	2.89	0.15	0.4	Pass

**TEST RESULTS DATA****Peak Power Table**

DH	CH.	NTX	Peak Power (dBm)	Power Limit (dBm)	Test Result
DH1	0	1	20.52	30.00	Pass
	39	1	20.58	30.00	Pass
	78	1	20.13	30.00	Pass

**TEST RESULTS DATA****Average Power Table**  
**(Reporting Only)**

DH	CH.	NTX	Average Power (dBm)	Duty Factor (dB)
DH1	0	1	20.29	5.13
	39	1	20.37	5.13
	78	1	19.95	5.13

**TEST RESULTS DATA****Number of Hopping Frequency**

Number of Hopping (Channel)	Adaptive Frequency Hopping (Channel)	Limits (Channel)	Pass/Fail
79	20	> 15	Pass

&lt;Ant.4&gt;

**TEST RESULTS DATA****20dB and 99% Occupied Bandwidth and Hopping Channel Separation**

Mod.	Data Rate	N <sub>TX</sub>	CH.	Freq. (MHz)	20dB BW (MHz)	99% Bandwidth (MHz)	Hopping Channel Separation Measurement (MHz)	Hopping Channel Separation Measurement Limit (MHz)	Pass/Fail
DH	1Mbps	1	0	2402	1.029	0.950	1.298	1.0290	Pass
DH	1Mbps	1	39	2441	1.030	0.950	1.342	1.0302	Pass
DH	1Mbps	1	78	2480	1.028	0.948	1.337	1.0278	Pass

**TEST RESULTS DATA****Dwell Time**

Mod.	Hopping Channel Number Rate	Hops Over Occupancy Time (hops)	Package Transfer Time (msec)	Dwell Time (sec)	Limits (sec)	Pass/Fail
Nomal	79	106.670	2.89	0.31	0.4	Pass
AFH	20	53.330	2.89	0.15	0.4	Pass

**TEST RESULTS DATA****Peak Power Table**

DH	CH.	N <sub>TX</sub>	Peak Power (dBm)	Power Limit (dBm)	Test Result
DH1	0	1	20.15	30.00	Pass
	39	1	20.34	30.00	Pass
	78	1	19.72	30.00	Pass

**TEST RESULTS DATA****Average Power Table**  
**(Reporting Only)**

DH	CH.	N <sub>TX</sub>	Average Power (dBm)	Duty Factor (dB)
DH1	0	1	19.91	5.15
	39	1	20.02	5.15
	78	1	19.53	5.15

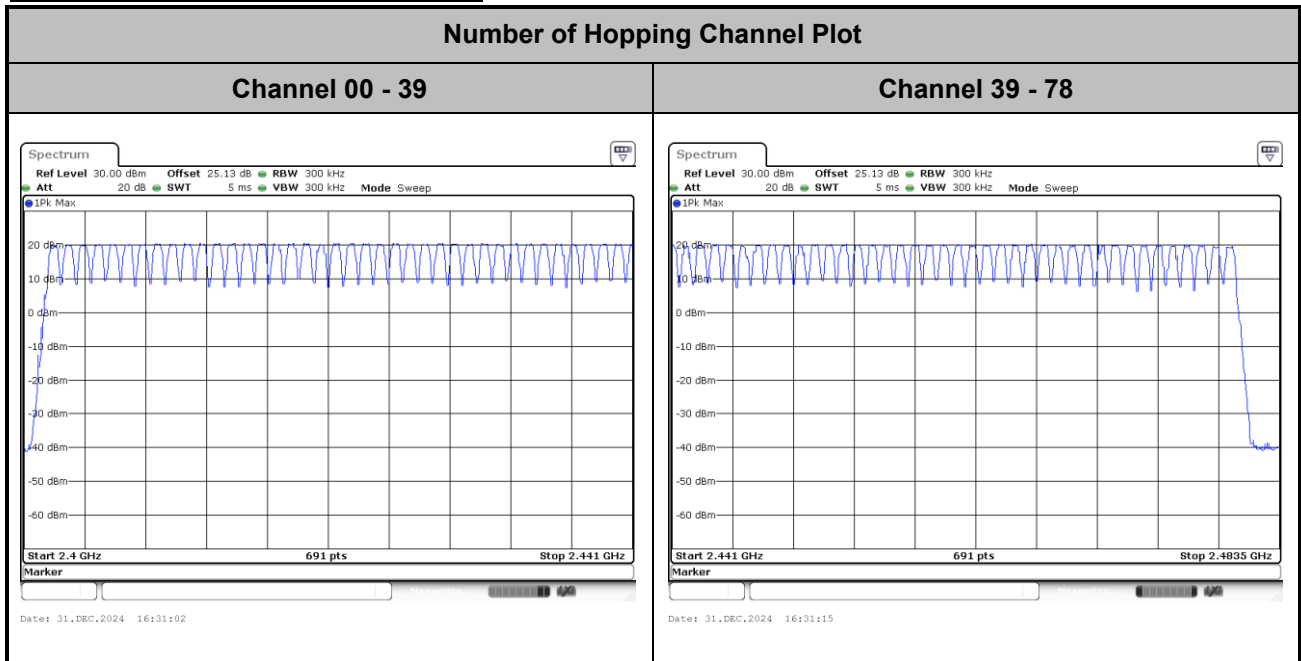
**TEST RESULTS DATA****Number of Hopping Frequency**

Number of Hopping (Channel)	Adaptive Frequency Hopping (Channel)	Limits (Channel)	Pass/Fail
79	20	> 15	Pass



<Ant. 3>

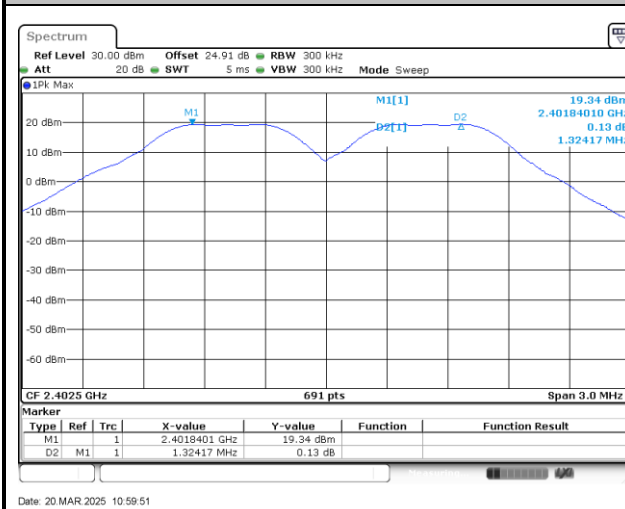
Number of Hopping Frequency



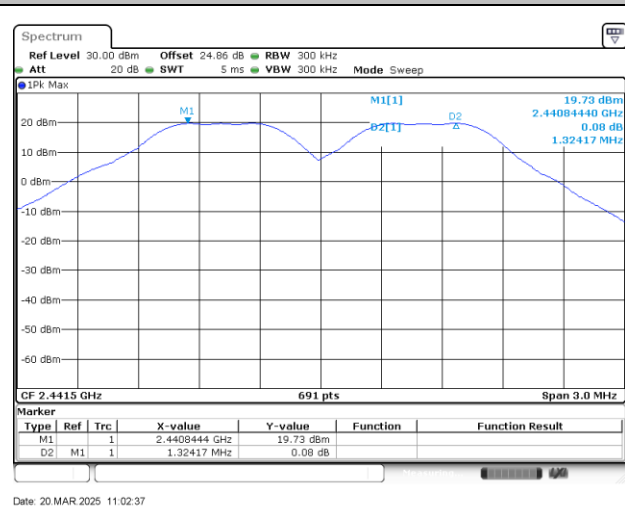
## Hopping Channel Separation

<1Mbps>

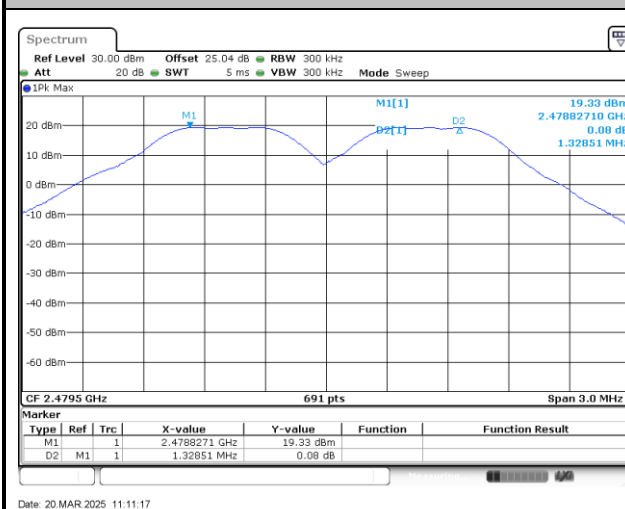
Channel Separation Plot on Channel 00 - 01



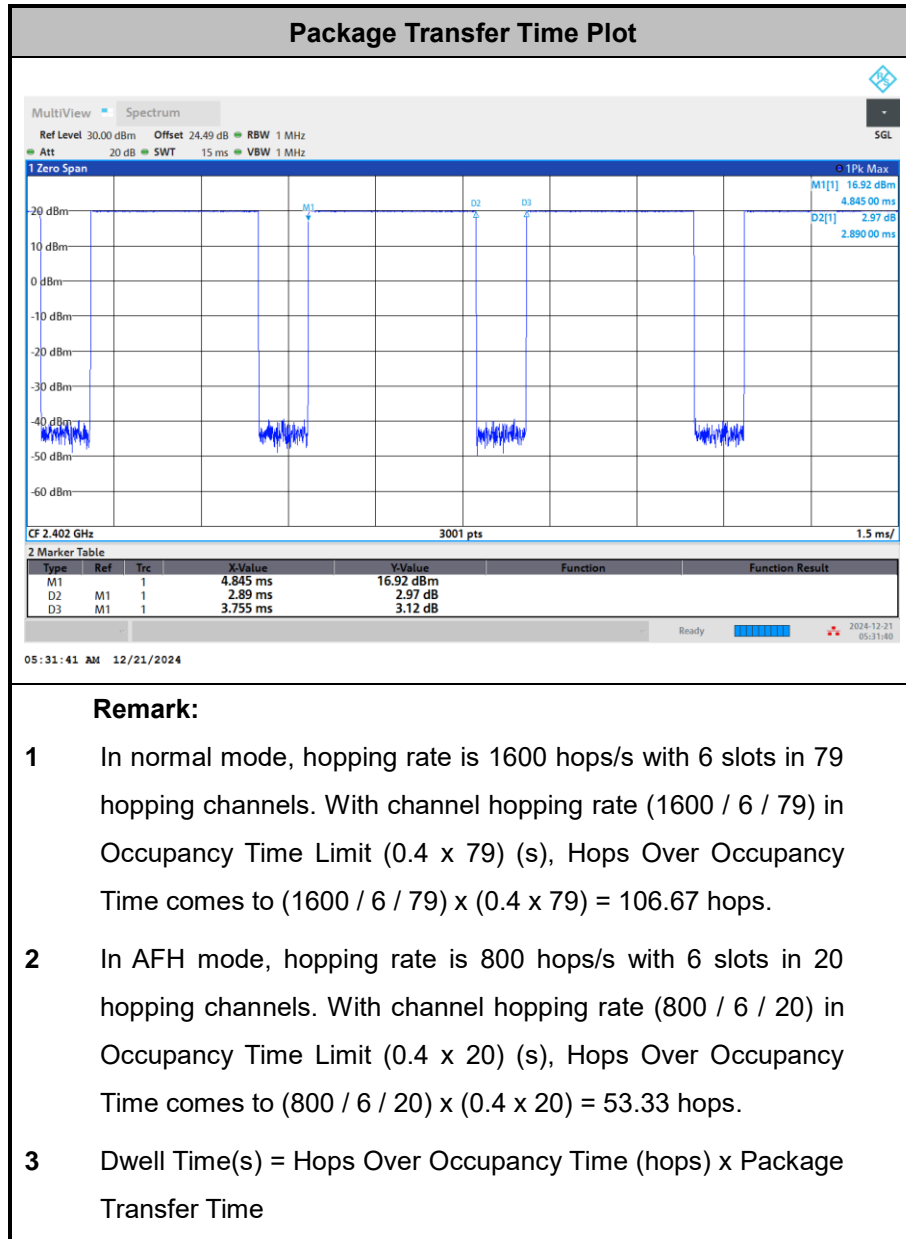
Channel Separation Plot on Channel 39 - 40



Channel Separation Plot on Channel 77 - 78



### Dwell Time



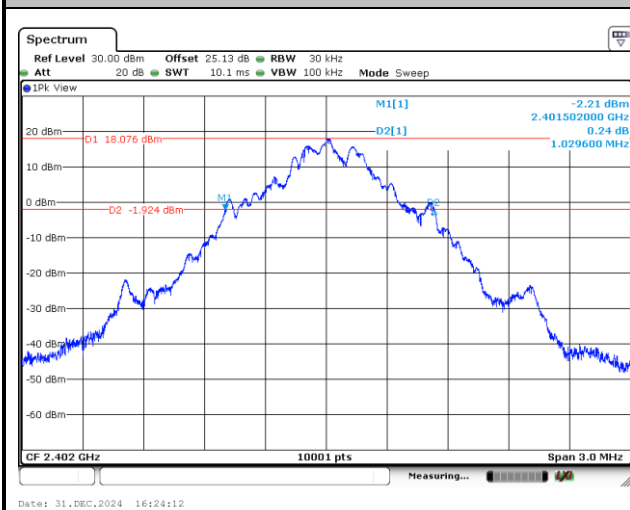




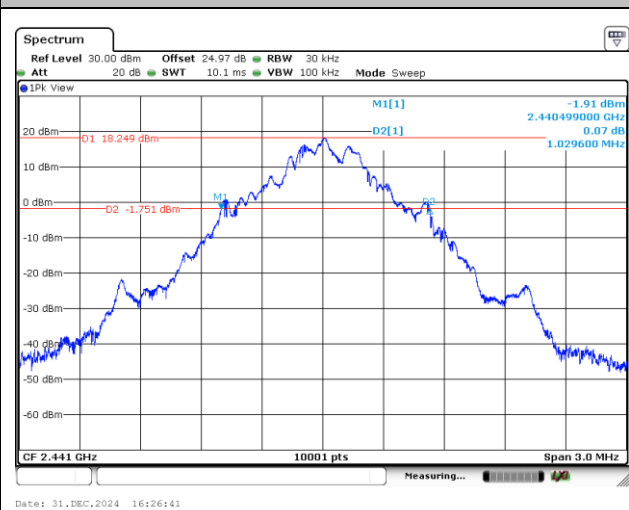
20dB Bandwidth

<1Mbps>

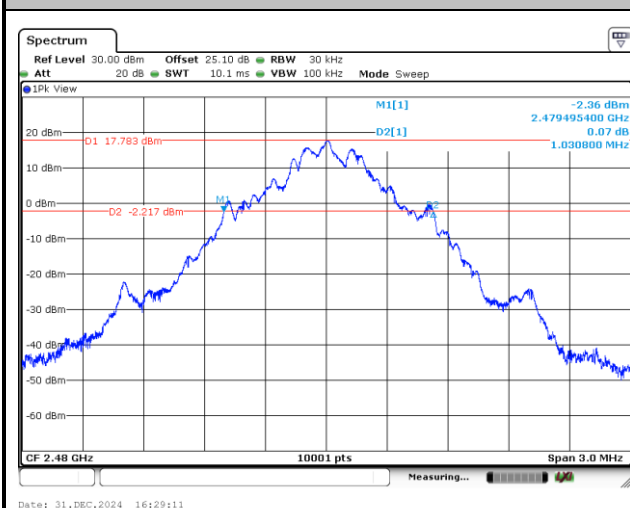
20 dB Bandwidth Plot in Channel 00



20 dB Bandwidth Plot in Channel 39



20 dB Bandwidth Plot in Channel 78

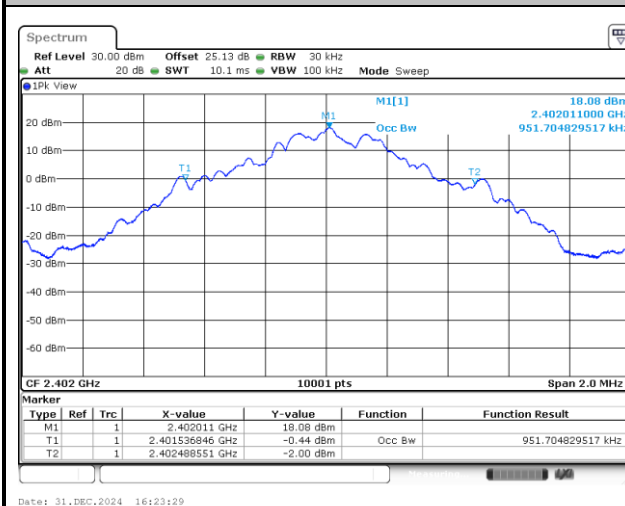




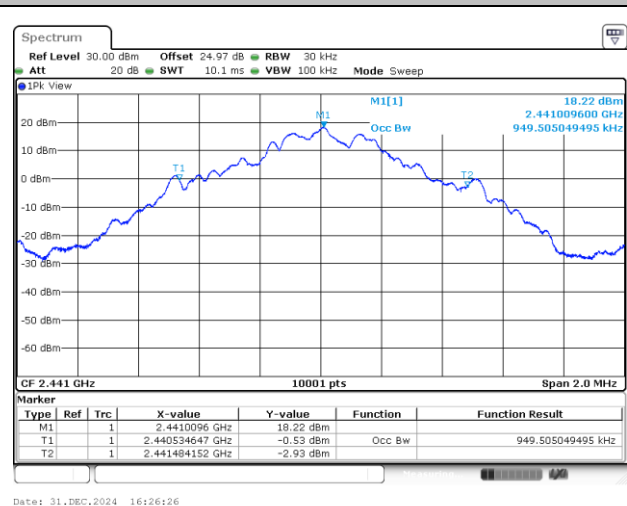
99% Occupied Bandwidth

<1Mbps>

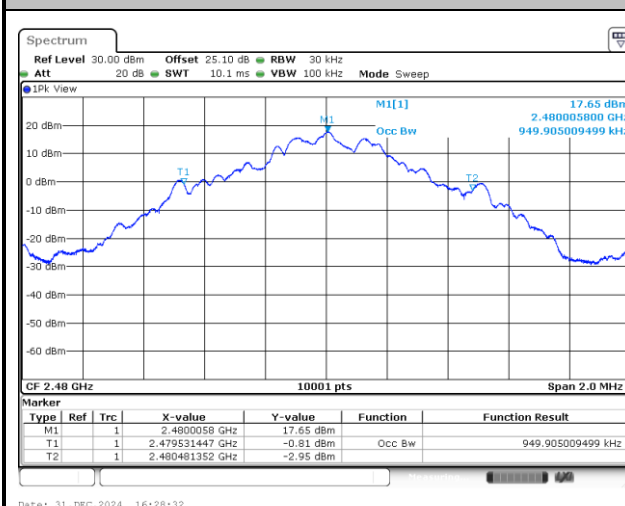
99% Occupied Bandwidth on Channel 00



99% Occupied Bandwidth on Channel 39



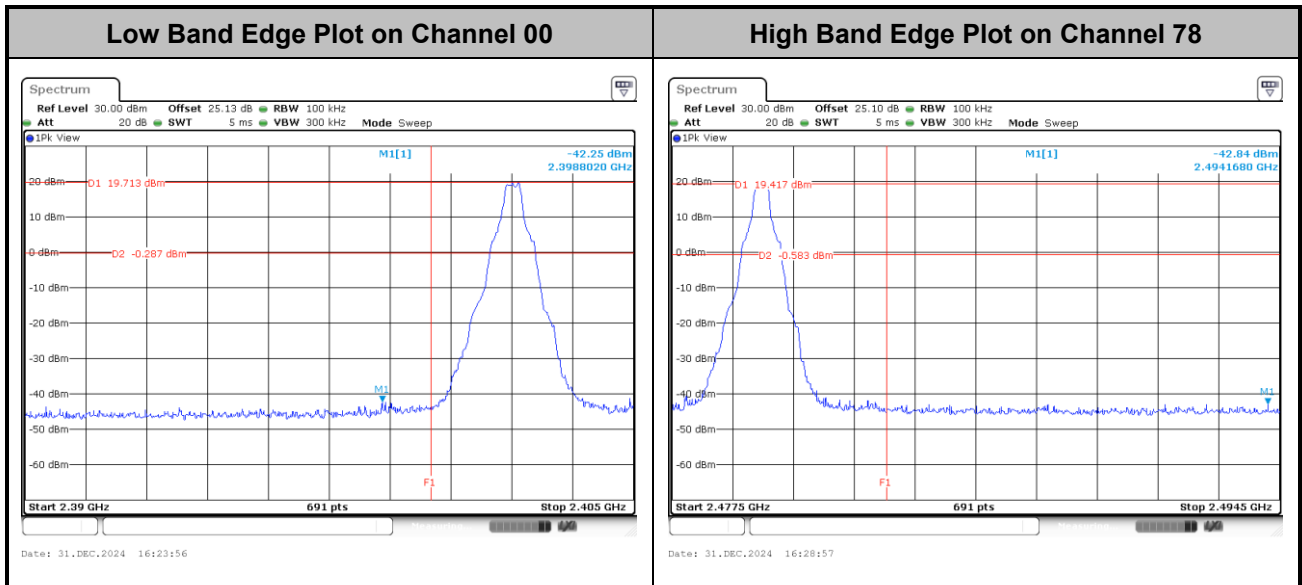
99% Occupied Bandwidth on Channel 78





Band Edges

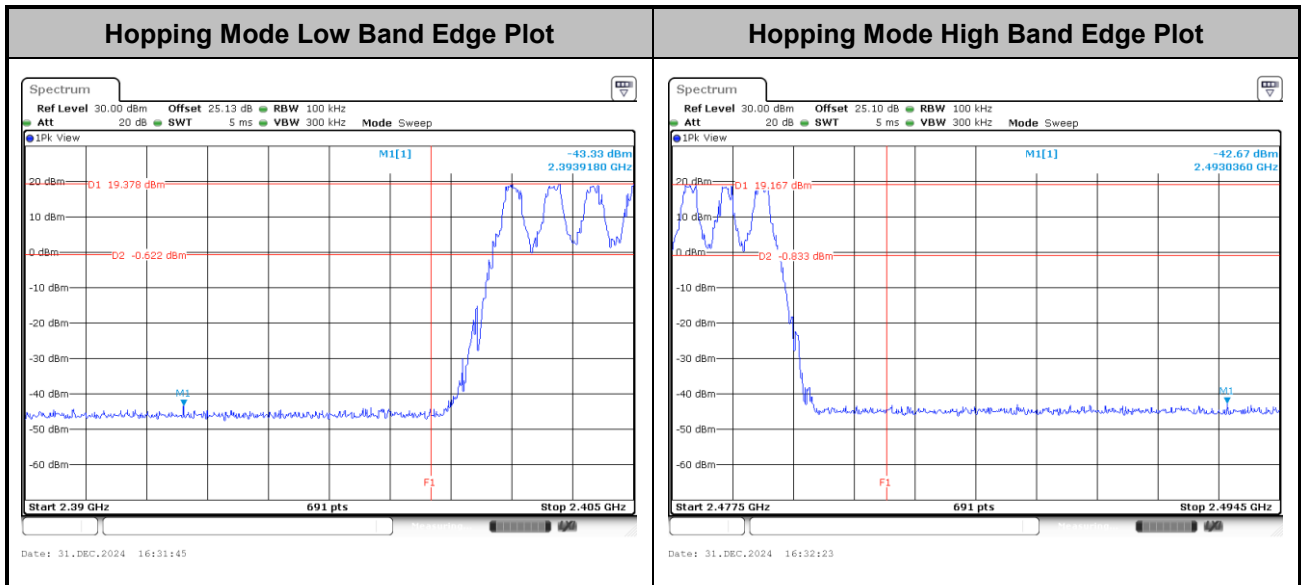
<1Mbps>





Hopping Mode Band Edges

<1Mbps>

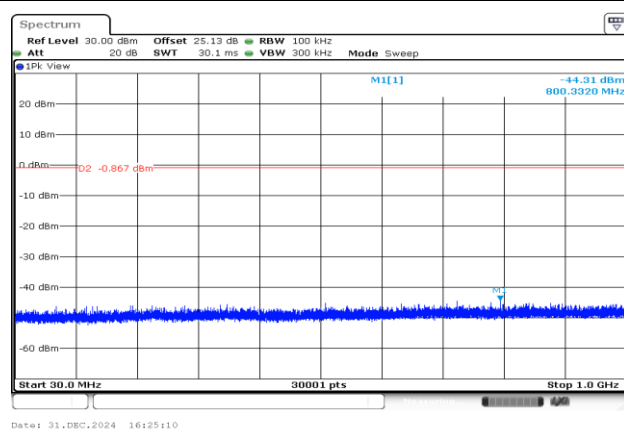




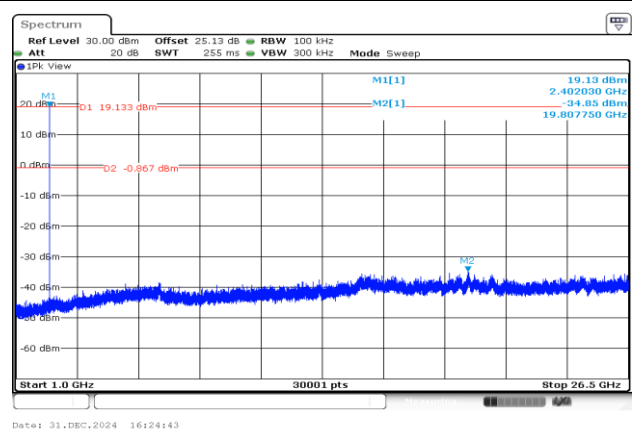
Conducted Spurious Emission

<1Mbps>

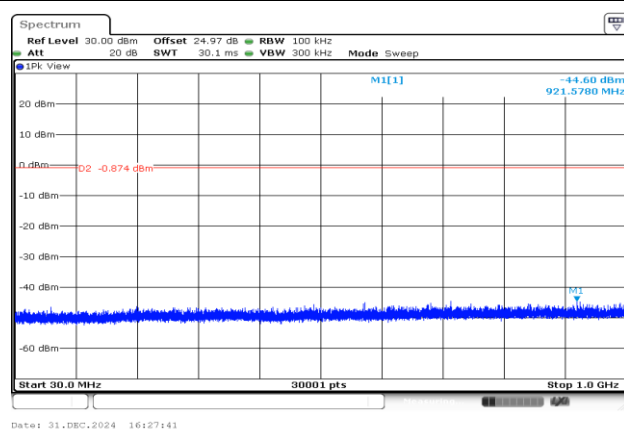
CSE Plot on Low Ch between 30MHz ~ 1 GHz



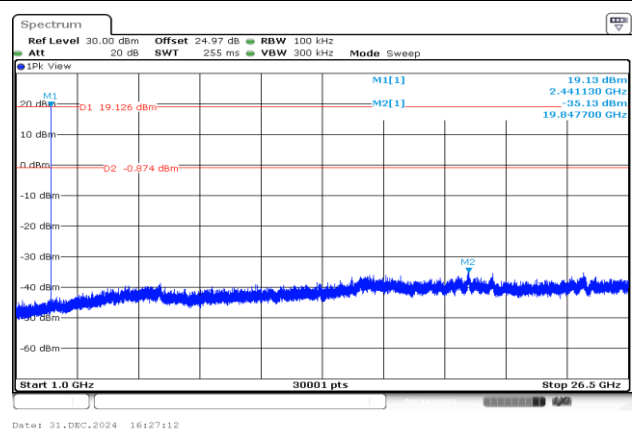
CSE Plot on Low Ch between 1GHz ~ 26.5GHz



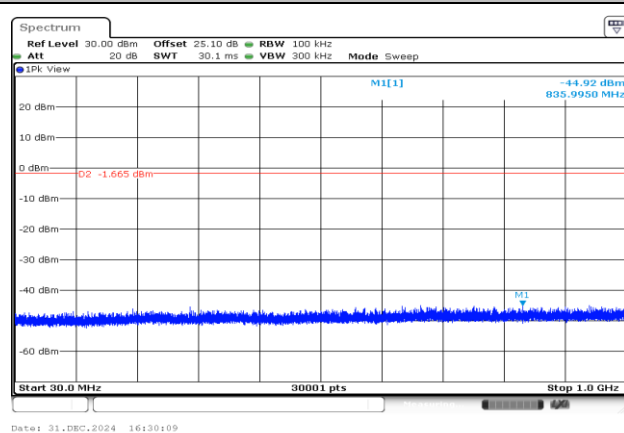
CSE Plot on Mid. Ch between 30MHz ~ 1 GHz



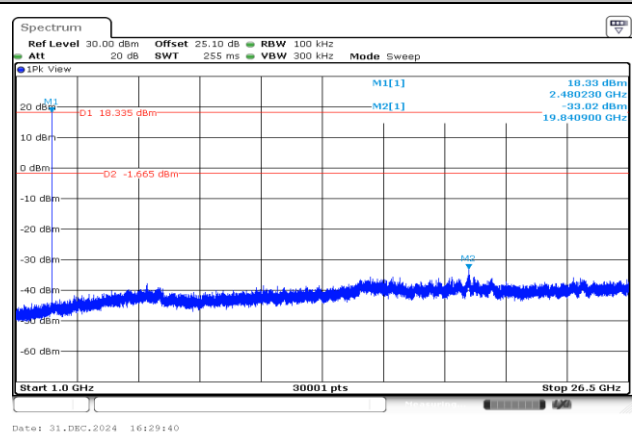
CSE Plot on Mid. Ch between 1GHz ~ 26.5GHz



CSE Plot on High Ch between 30MHz ~ 1 GHz



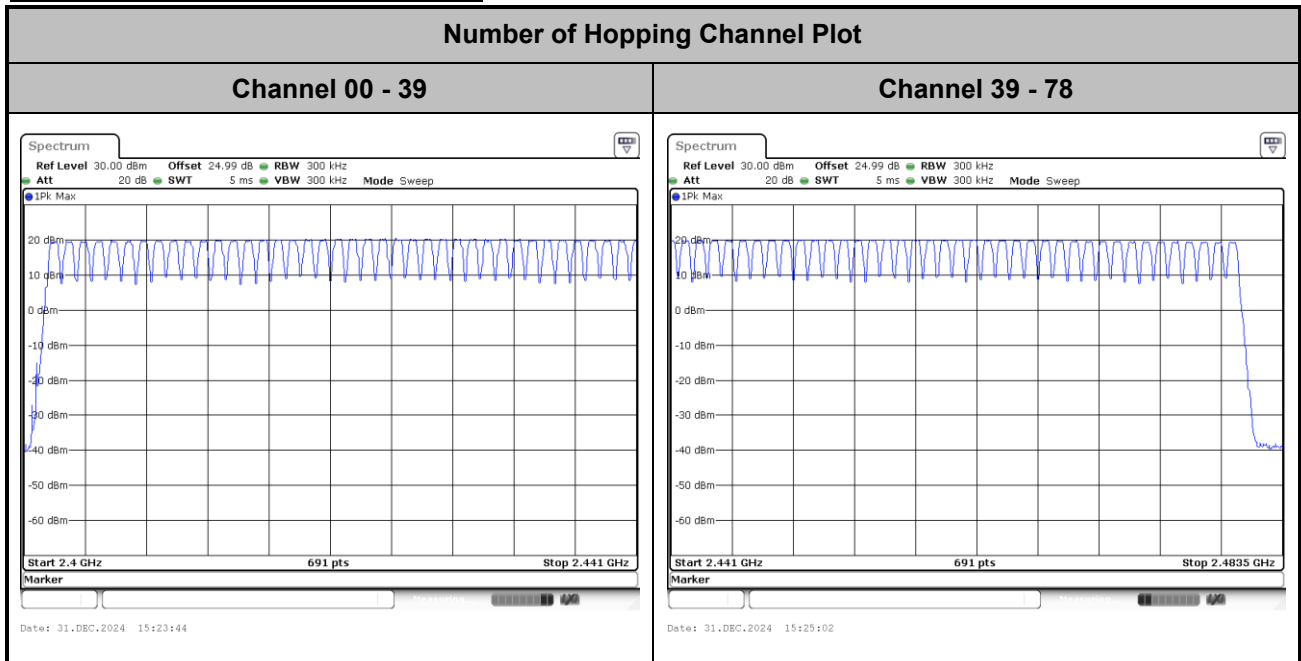
CSE Plot on High Ch between 1GHz ~ 26.5GHz





<Ant. 4>

Number of Hopping Frequency

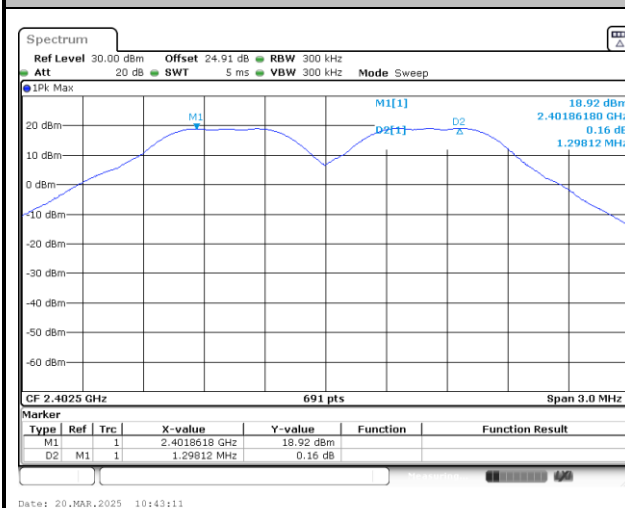




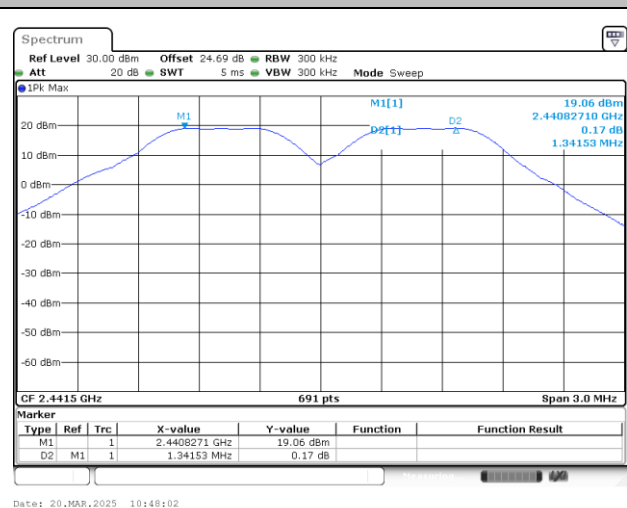
## Hopping Channel Separation

<1Mbps>

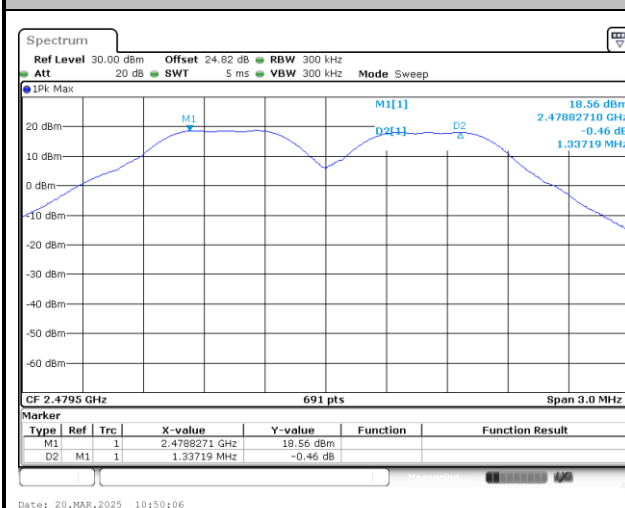
Channel Separation Plot on Channel 00 - 01

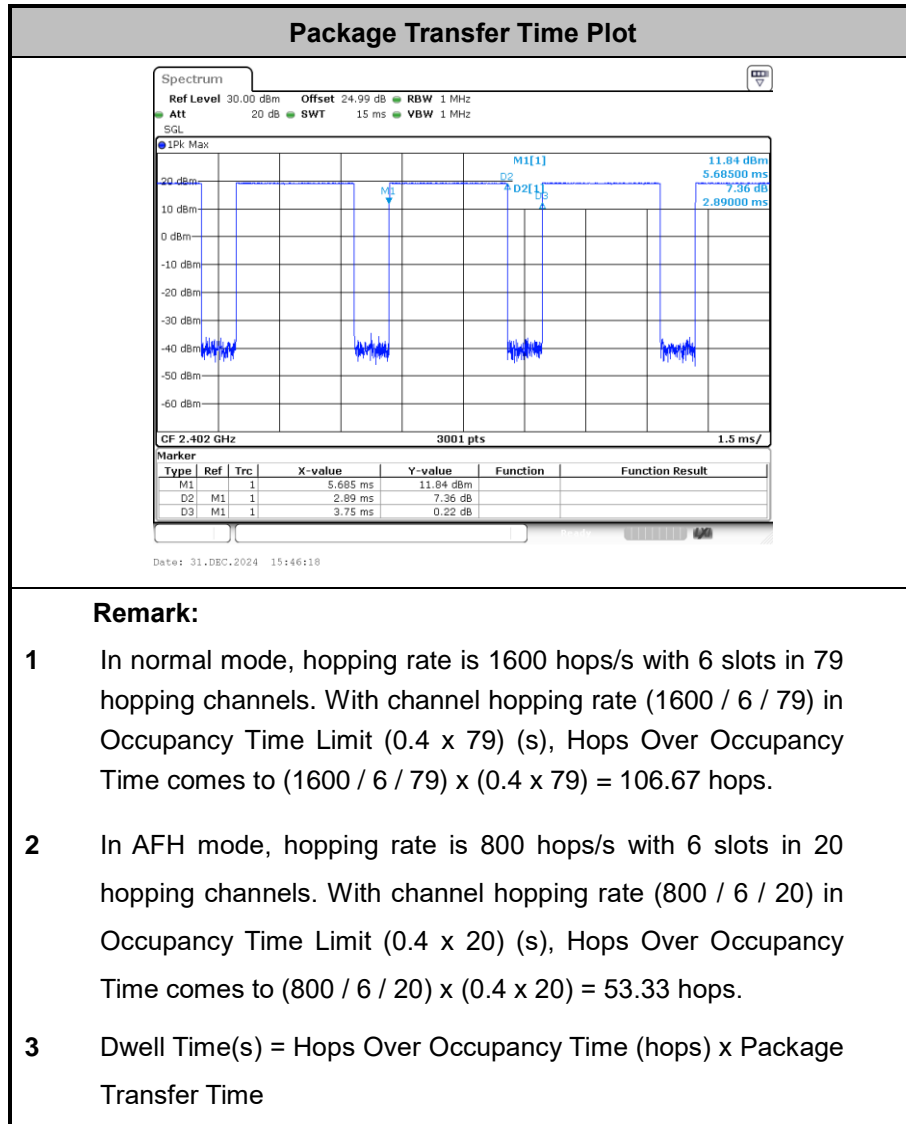


Channel Separation Plot on Channel 39 - 40



Channel Separation Plot on Channel 77 - 78



**Dwell Time**


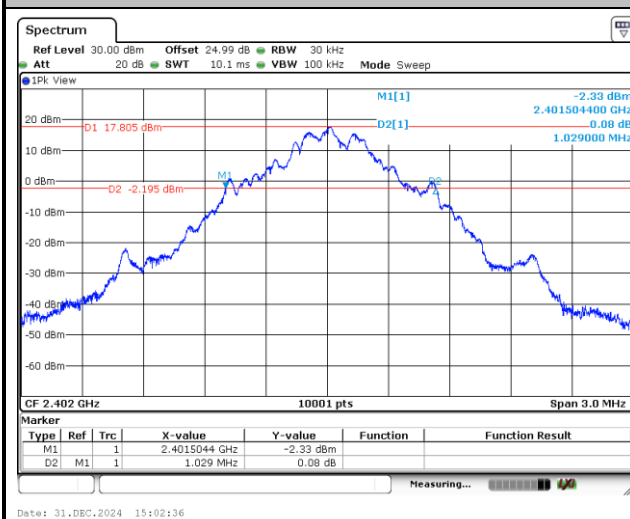




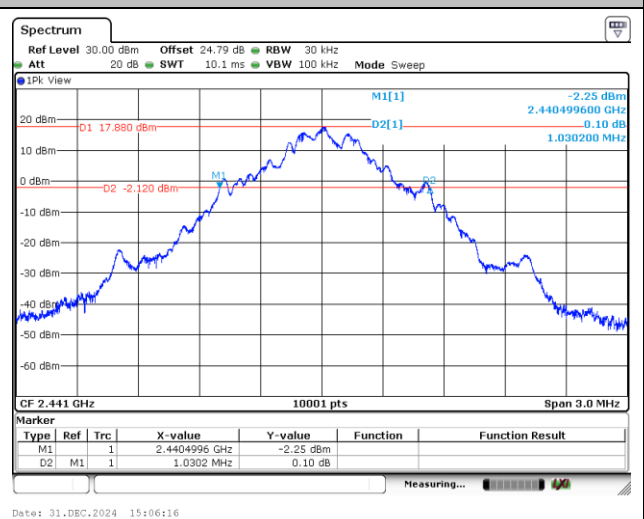
20dB Bandwidth

<1Mbps>

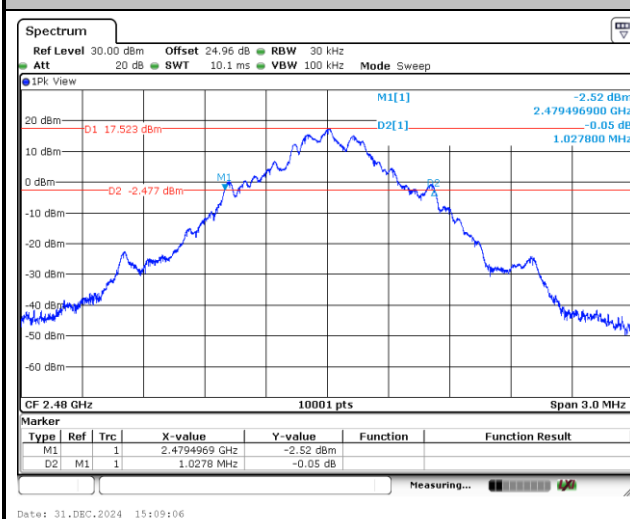
20 dB Bandwidth Plot in Channel 00



20 dB Bandwidth Plot in Channel 39



20 dB Bandwidth Plot in Channel 78

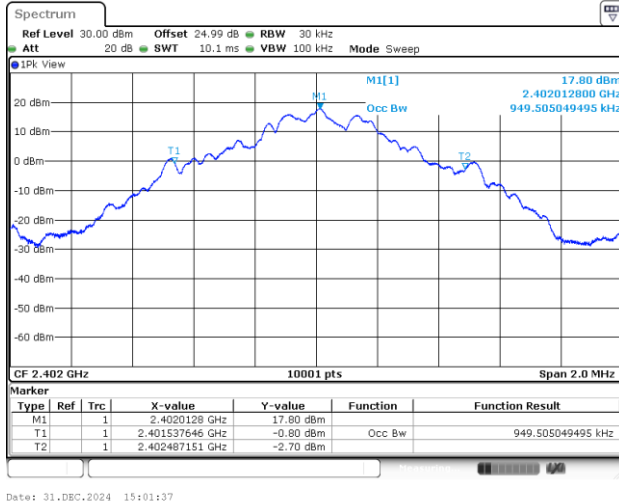




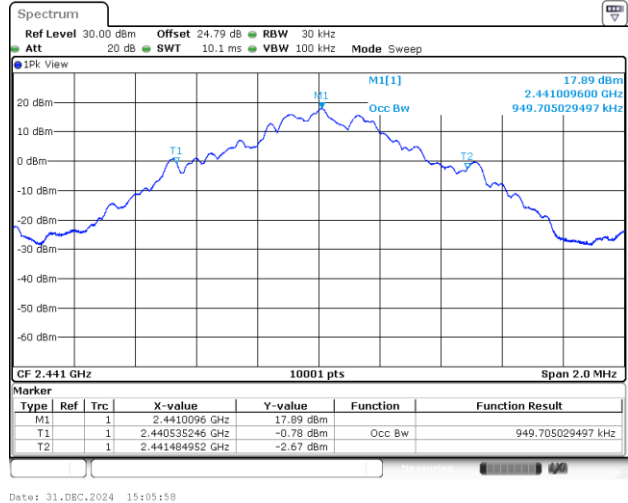
99% Occupied Bandwidth

<1Mbps>

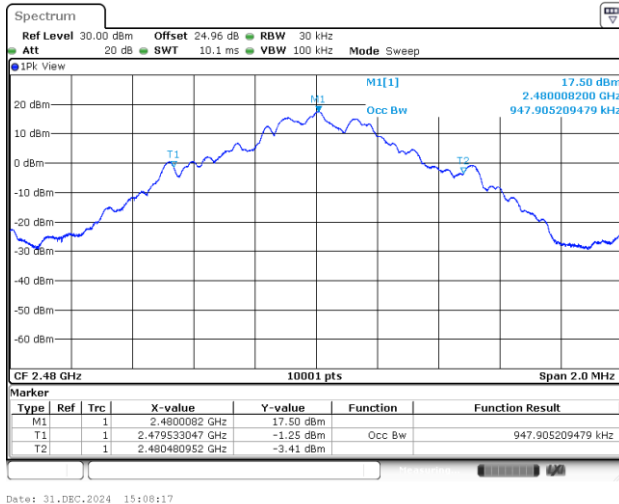
99% Occupied Bandwidth on Channel 00



99% Occupied Bandwidth on Channel 39



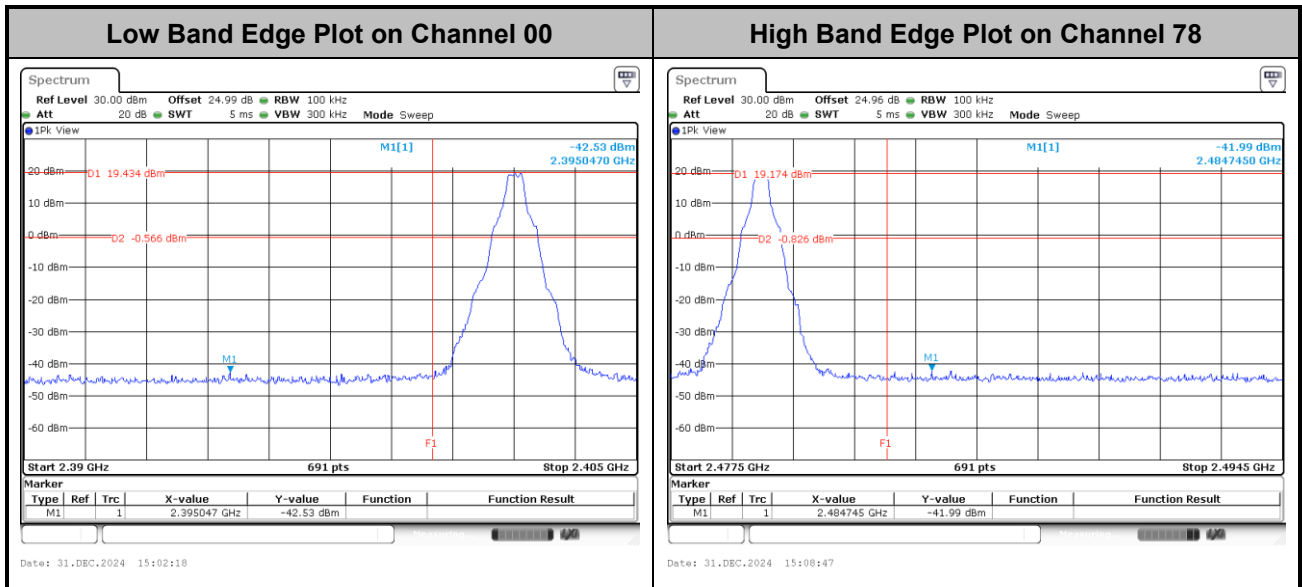
99% Occupied Bandwidth on Channel 78





Band Edges

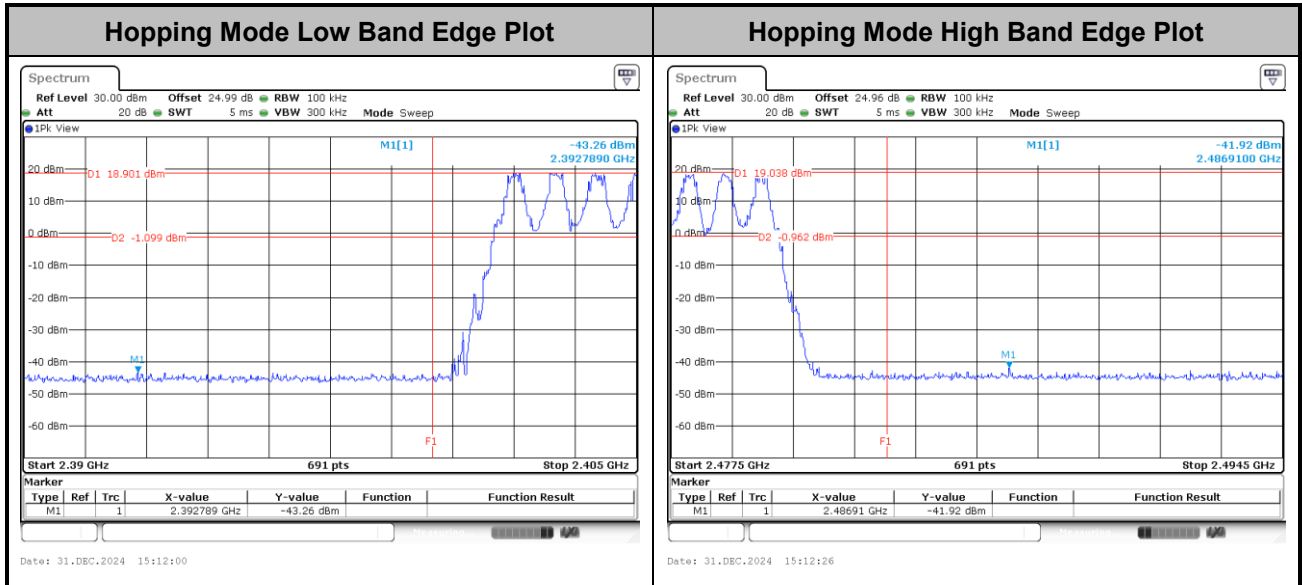
<1Mbps>





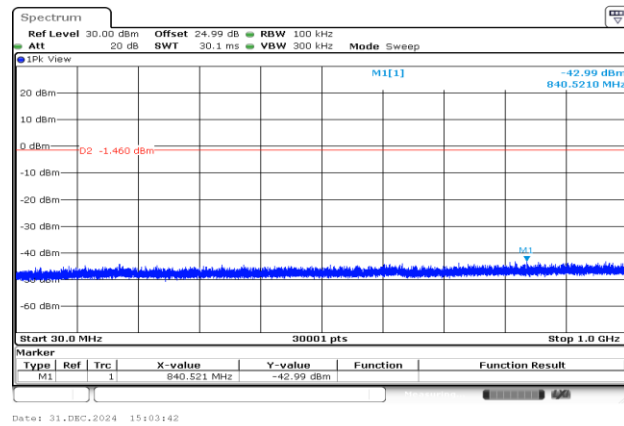
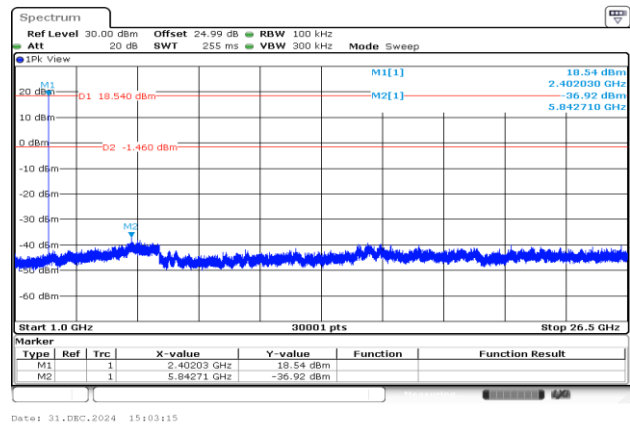
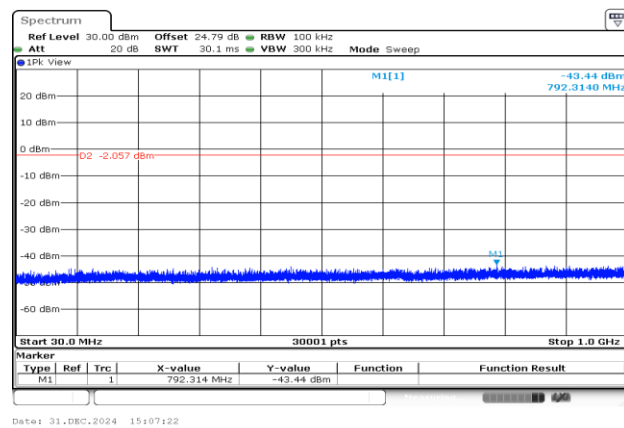
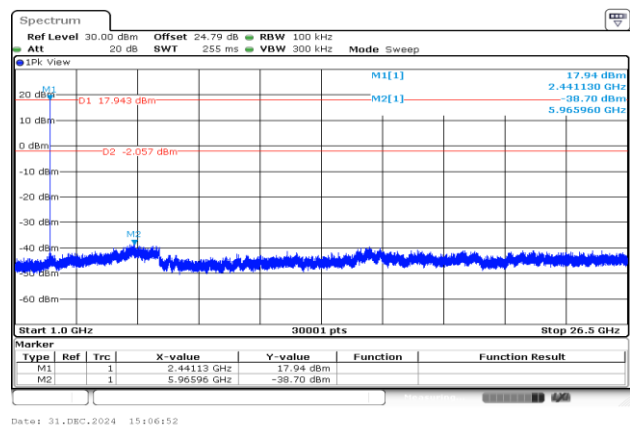
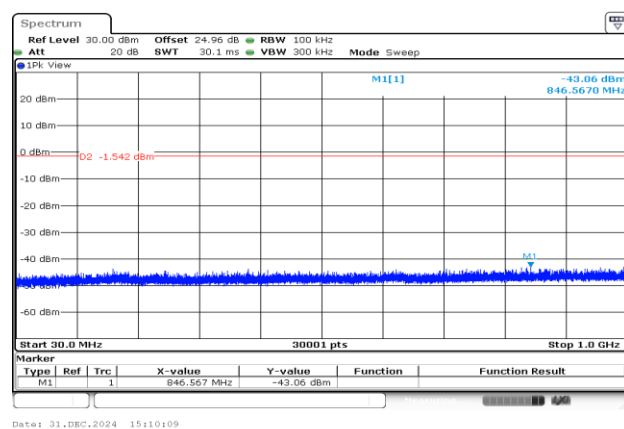
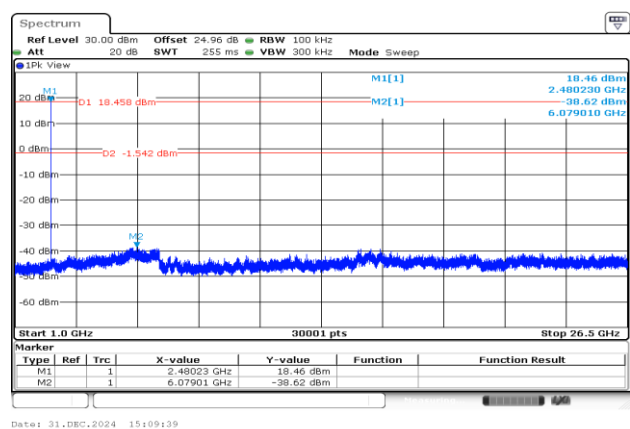
Hopping Mode Band Edges

<1Mbps>



**Conducted Spurious Emission**

&lt;1Mbps&gt;

**CSE Plot on Low Ch between 30MHz ~ 1 GHz****CSE Plot on Low Ch between 1GHz ~ 26.5GHz****CSE Plot on Mid. Ch between 30MHz ~ 1 GHz****CSE Plot on Mid. Ch between 1GHz ~ 26.5GHz****CSE Plot on High Ch between 30MHz ~ 1 GHz****CSE Plot on High Ch between 1GHz ~ 26.5GHz**



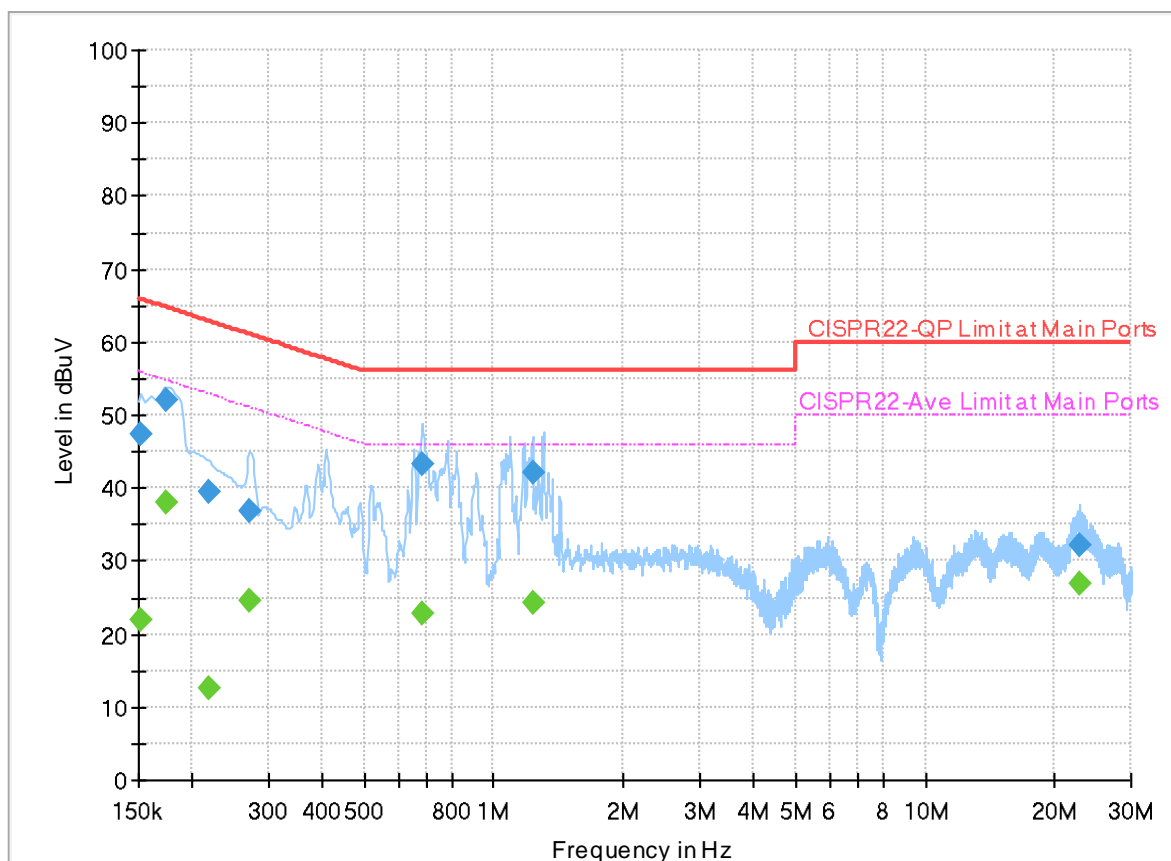
## **Appendix B. AC Conducted Emission Test Results**

<b>Test Engineer :</b>	Louis Chung	<b>Temperature :</b>	16.1~22.7℃
		<b>Relative Humidity :</b>	45.9~48.9%

## EUT Information

Report NO : 4N0919  
 Test Mode : Mode 1  
 Test Voltage : 120Vac/60Hz  
 Phase : Line

Full Spectrum



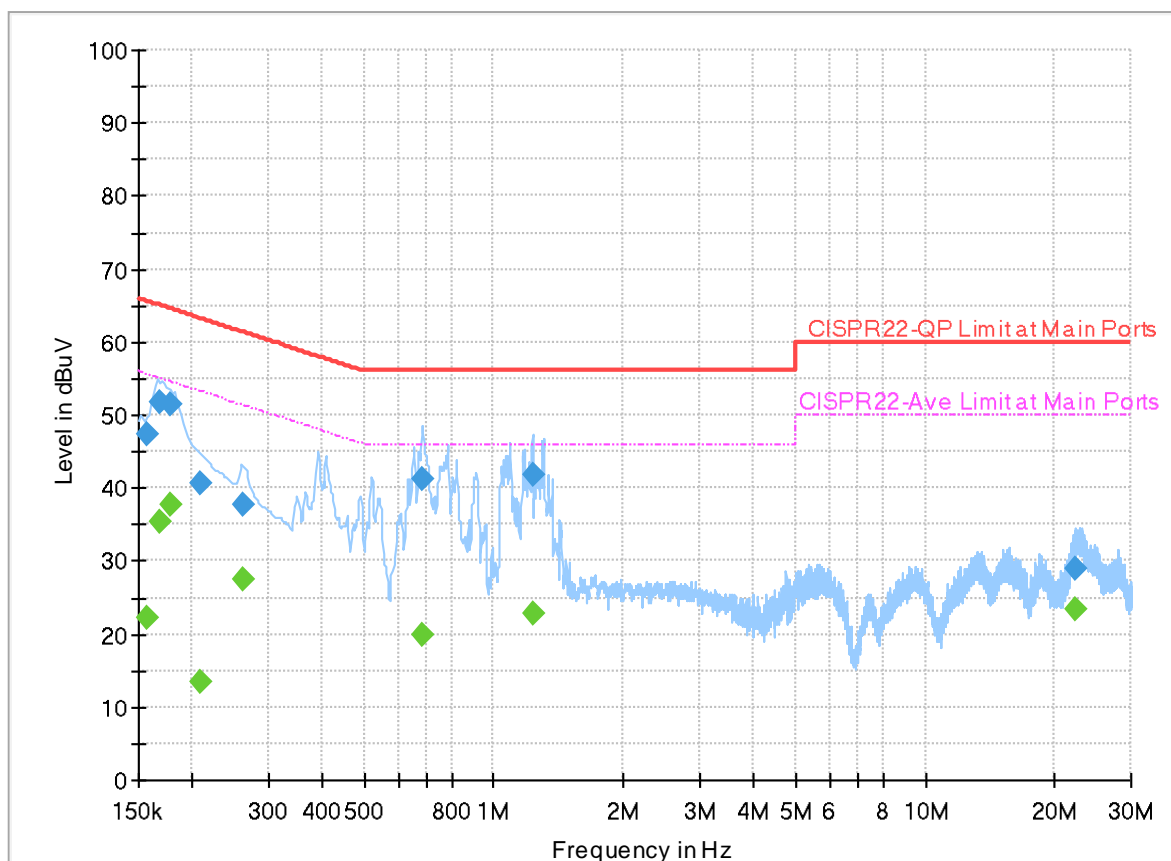
## Final\_Result

Frequency (MHz)	QuasiPeak (dBuV)	CAverage (dBuV)	Limit (dBuV)	Margin (dB)	Line	Filter	Corr. (dB)
0.152250	---	21.98	55.88	33.90	L1	OFF	19.8
0.152250	47.33	---	65.88	18.55	L1	OFF	19.8
0.174750	---	37.88	54.73	16.85	L1	OFF	19.8
0.174750	51.98	---	64.73	12.75	L1	OFF	19.8
0.217500	---	12.69	52.91	40.22	L1	OFF	19.8
0.217500	39.43	---	62.91	23.48	L1	OFF	19.8
0.271500	---	24.67	51.07	26.40	L1	OFF	19.8
0.271500	36.96	---	61.07	24.11	L1	OFF	19.8
0.683250	---	22.77	46.00	23.23	L1	OFF	19.8
0.683250	43.22	---	56.00	12.78	L1	OFF	19.8
1.227750	---	24.39	46.00	21.61	L1	OFF	19.8
1.227750	41.96	---	56.00	14.04	L1	OFF	19.8
22.949250	---	26.91	50.00	23.09	L1	OFF	20.7
22.949250	32.22	---	60.00	27.78	L1	OFF	20.7

## EUT Information

Report NO : 4N0919  
 Test Mode : Mode 1  
 Test Voltage : 120Vac/60Hz  
 Phase : Neutral

Full Spectrum



## Final\_Result

Frequency (MHz)	QuasiPeak (dBuV)	CAverage (dBuV)	Limit (dBuV)	Margin (dB)	Line	Filter	Corr. (dB)
0.156750	---	22.08	55.63	33.55	N	OFF	19.8
0.156750	47.41	---	65.63	18.22	N	OFF	19.8
0.167910	---	35.45	55.06	19.61	N	OFF	19.8
0.167910	51.84	---	65.06	13.22	N	OFF	19.8
0.177225	---	37.71	54.62	16.91	N	OFF	19.8
0.177225	51.36	---	64.62	13.26	N	OFF	19.8
0.208500	---	13.43	53.27	39.84	N	OFF	19.8
0.208500	40.68	---	63.27	22.59	N	OFF	19.8
0.262410	---	27.34	51.36	24.02	N	OFF	19.8
0.262410	37.71	---	61.36	23.65	N	OFF	19.8
0.682800	---	19.89	46.00	26.11	N	OFF	19.8
0.682800	41.19	---	56.00	14.81	N	OFF	19.8
1.227930	---	22.80	46.00	23.20	N	OFF	19.8
1.227930	41.82	---	56.00	14.18	N	OFF	19.8
22.328070	---	23.46	50.00	26.54	N	OFF	20.8
22.328070	28.93	---	60.00	31.07	N	OFF	20.8





## Appendix C. Radiated Spurious Emission Test Data

Test Engineer :	Bill Chang, York Huang and Ken Kuo	Temperature :	18.8~22.5°C
		Relative Humidity :	57.7~63.3%

### Note symbol

-L	Low channel location
-R	High channel location



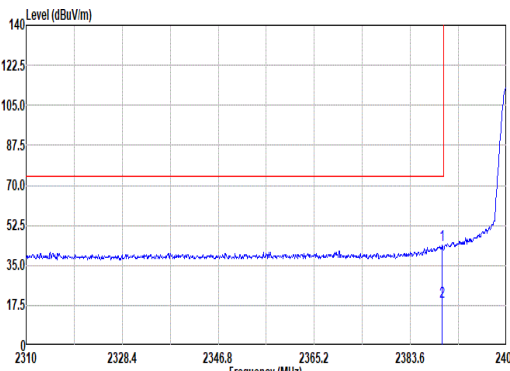
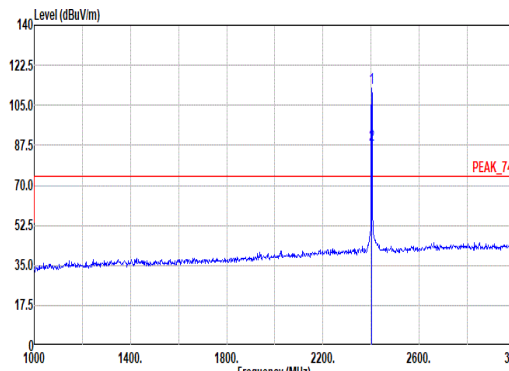
## C1. Radiated Spurious Emission Test Modes

Mode	Band (MHz)	Antenna	Modulation	Channel	Frequency	Data Rate	RU	Remark
Mode 1	2400-2483.5	3	Bluetooth BR_GFSK	00	2402	1Mbps	-	-
Mode 2	2400-2483.5	3	Bluetooth BR_GFSK	39	2441	1Mbps	-	-
Mode 3	2400-2483.5	3	Bluetooth BR_GFSK	78	2480	1Mbps	-	-
Mode 4	2400-2483.5	4	Bluetooth BR_GFSK	00	2402	1Mbps	-	-
Mode 5	2400-2483.5	4	Bluetooth BR_GFSK	39	2441	1Mbps	-	-
Mode 6	2400-2483.5	4	Bluetooth BR_GFSK	78	2480	1Mbps	-	-
Mode 25	2400-2483.5	3	Bluetooth BR_GFSK	78	2480	1Mbps	-	LF
Mode 26	2400-2483.5	3	Bluetooth BR_GFSK	78	2480	1Mbps	-	SHF
Mode 29	2400-2483.5	4	Bluetooth BR_GFSK	39	2441	1Mbps	-	LF
Mode 30	2400-2483.5	4	Bluetooth BR_GFSK	39	2441	1Mbps	-	SHF

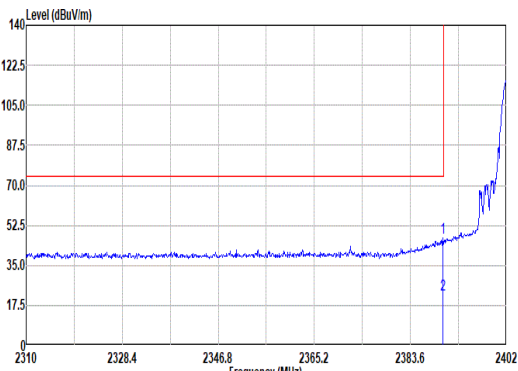
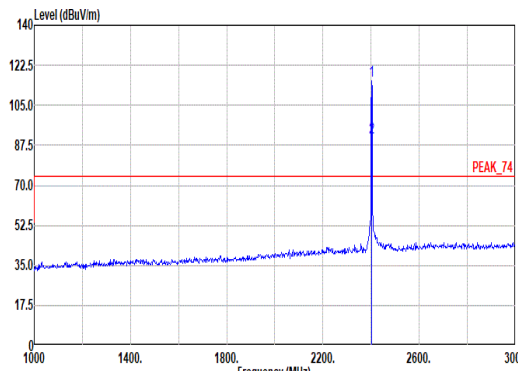
**C2. Summary of each worse mode**

Mode	Modulation	Ch.	Freq. (MHz)	Level (dBuV/m)	Limit (dBuV/m)	Margin (dB)	Pol.	Peak Avg.	Result	RU	Remark
1	Bluetooth BR_GFSK	00	2389.86	47.00	74.00	-27.00	V	Peak	Pass	-	Band Edge
	Bluetooth BR_GFSK	00	4804.00	43.68	74.00	-30.32	H	Peak	Pass	-	Harmonic
2	Bluetooth BR_GFSK	39	2389.46	42.98	74.00	-31.02	V	Peak	Pass	-	Band Edge
	Bluetooth BR_GFSK	39	7323.00	48.80	74.00	-25.20	H	Peak	Pass	-	Harmonic
3	Bluetooth BR_GFSK	78	2483.75	53.53	74.00	-20.47	H	Peak	Pass	-	Band Edge
	Bluetooth BR_GFSK	78	7440.00	47.98	74.00	-26.02	V	Peak	Pass	-	Harmonic
4	Bluetooth BR_GFSK	00	2389.30	43.07	74.00	-30.93	H	Peak	Pass	-	Band Edge
	Bluetooth BR_GFSK	00	4804.00	44.16	74.00	-29.84	V	Peak	Pass	-	Harmonic
5	Bluetooth BR_GFSK	39	2389.46	41.50	74.00	-32.50	V	Peak	Pass	-	Band Edge
	Bluetooth BR_GFSK	39	7323.00	56.10	74.00	-17.90	H	Peak	Pass	-	Harmonic
6	Bluetooth BR_GFSK	78	2483.52	51.55	74.00	-22.45	H	Peak	Pass	-	Band Edge
	Bluetooth BR_GFSK	78	7440.00	51.84	74.00	-22.16	H	Peak	Pass	-	Harmonic
25	LF	78	276.38	36.65	46.00	-9.35	H	Peak	Pass	-	LF
26	SHF	78	24532.06	40.94	74.00	-33.06	V	Peak	Pass	-	SHF
29	LF	39	46.49	32.61	40.00	-7.39	V	QP	Pass	-	LF
30	SHF	39	24635.50	41.19	74.00	-32.81	H	Peak	Pass	-	SHF

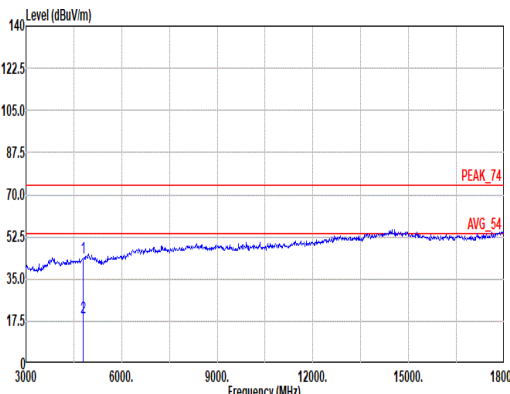
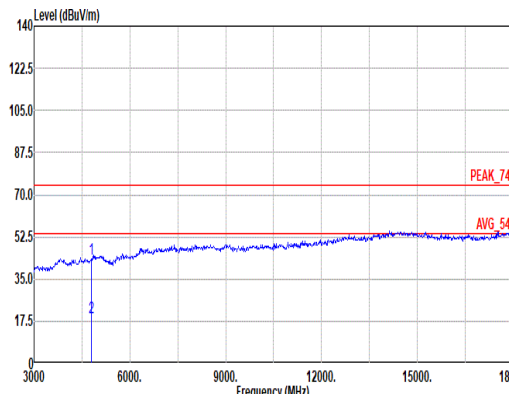


Mode	1																																																																																																																												
	Band Edge																																																																																																																												
	2400-2483.5_Bluetooth BR_GFSK_CH00_2402MHz																																																																																																																												
ANT	3																																																																																																																												
Pol.	Horizontal						Fundamental																																																																																																																						
Peak																																																																																																																													
	Site : 03CH22-HY Condition: PEAK_BE_74 3m DRH18-E_LE2C04A18EN_240711 HORIZONTAL : RBW:1000.000kHz VBW:3000.000kHz SMT:Auto						Site : 03CH22-HY Condition: PEAK_74 3m DRH18-E_LE2C04A18EN_240711 HORIZONTAL : RBW:1000.000kHz VBW:3000.000kHz SMT:Auto																																																																																																																						
	<table><thead><tr><th></th><th>Limit</th><th>Read</th><th>Ant</th><th>Cable</th><th>Preamp</th><th>Aux</th><th>APos</th><th>TPos</th><th>Remark</th></tr><tr><th>Freq</th><th>Level</th><th>Line</th><th>Margin</th><th>Level</th><th>Factor</th><th>Loss</th><th>Factor</th><th>Factor</th><th></th></tr><tr><th></th><th>MHz</th><th>dBuV/m</th><th>dBuV/m</th><th>dB</th><th>dBuV</th><th>dB/m</th><th>dB</th><th>dB</th><th>cm</th><th>deg</th></tr></thead><tbody><tr><td>1</td><td>2389.67</td><td>44.01</td><td>74.00</td><td>-29.99</td><td>41.27</td><td>26.70</td><td>8.63</td><td>32.59</td><td>0.00</td><td>400</td><td>300</td><td>PEAK</td></tr><tr><td>2</td><td>2389.67</td><td>19.25</td><td>54.00</td><td>-34.75</td><td>--</td><td>--</td><td>--</td><td>--</td><td>--</td><td>400</td><td>300</td><td>AVERAGE</td></tr></tbody></table>							Limit	Read	Ant	Cable	Preamp	Aux	APos	TPos	Remark	Freq	Level	Line	Margin	Level	Factor	Loss	Factor	Factor			MHz	dBuV/m	dBuV/m	dB	dBuV	dB/m	dB	dB	cm	deg	1	2389.67	44.01	74.00	-29.99	41.27	26.70	8.63	32.59	0.00	400	300	PEAK	2	2389.67	19.25	54.00	-34.75	--	--	--	--	--	400	300	AVERAGE	<table><thead><tr><th></th><th>Limit</th><th>Read</th><th>Ant</th><th>Cable</th><th>Preamp</th><th>Aux</th><th>APos</th><th>TPos</th><th>Remark</th></tr><tr><th>Freq</th><th>Level</th><th>Line</th><th>Margin</th><th>Level</th><th>Factor</th><th>Loss</th><th>Factor</th><th>Factor</th><th></th></tr><tr><th></th><th>MHz</th><th>dBuV/m</th><th>dBuV/m</th><th>dB</th><th>dBuV</th><th>dB/m</th><th>dB</th><th>dB</th><th>cm</th><th>deg</th></tr></thead><tbody><tr><td>1</td><td>2402.00</td><td>112.71</td><td>-----</td><td>-----</td><td>109.84</td><td>26.82</td><td>8.65</td><td>32.60</td><td>0.00</td><td>400</td><td>300</td><td>PEAK</td></tr><tr><td>2</td><td>2402.00</td><td>87.95</td><td>-----</td><td>-----</td><td>--</td><td>--</td><td>--</td><td>--</td><td>--</td><td>400</td><td>300</td><td>AVERAGE</td></tr></tbody></table>							Limit	Read	Ant	Cable	Preamp	Aux	APos	TPos	Remark	Freq	Level	Line	Margin	Level	Factor	Loss	Factor	Factor			MHz	dBuV/m	dBuV/m	dB	dBuV	dB/m	dB	dB	cm	deg	1	2402.00	112.71	-----	-----	109.84	26.82	8.65	32.60	0.00	400	300	PEAK	2	2402.00	87.95	-----	-----	--	--	--	--	--	400	300
	Limit	Read	Ant	Cable	Preamp	Aux	APos	TPos	Remark																																																																																																																				
Freq	Level	Line	Margin	Level	Factor	Loss	Factor	Factor																																																																																																																					
	MHz	dBuV/m	dBuV/m	dB	dBuV	dB/m	dB	dB	cm	deg																																																																																																																			
1	2389.67	44.01	74.00	-29.99	41.27	26.70	8.63	32.59	0.00	400	300	PEAK																																																																																																																	
2	2389.67	19.25	54.00	-34.75	--	--	--	--	--	400	300	AVERAGE																																																																																																																	
	Limit	Read	Ant	Cable	Preamp	Aux	APos	TPos	Remark																																																																																																																				
Freq	Level	Line	Margin	Level	Factor	Loss	Factor	Factor																																																																																																																					
	MHz	dBuV/m	dBuV/m	dB	dBuV	dB/m	dB	dB	cm	deg																																																																																																																			
1	2402.00	112.71	-----	-----	109.84	26.82	8.65	32.60	0.00	400	300	PEAK																																																																																																																	
2	2402.00	87.95	-----	-----	--	--	--	--	--	400	300	AVERAGE																																																																																																																	



Mode	1																																																																				
	Band Edge																																																																				
	2400-2483.5_Bluetooth BR_GFSK_CH00_2402MHz																																																																				
ANT	3																																																																				
Pol.	Vertical						Fundamental																																																														
Peak																																																																					
	Site : 03CH22-HY Condition: PEAK_BE_74 3m DRH18-E_LE2C04A18EN_240711 VERTICAL : RBW:1000.000kHz VBW:3000.000kHz SMT:Auto																																																																				
	<table><tr><th></th><th>Limit</th><th>Read</th><th>Ant</th><th>Cable</th><th>Preamp</th><th>Aux</th><th>APos</th><th>TPos</th><th></th></tr><tr><th>Freq</th><th>Level</th><th>Line</th><th>Margin</th><th>Level</th><th>Factor</th><th>Loss</th><th>Factor</th><th>Factor</th><th>Remark</th></tr><tr><th></th><th>MHz</th><th>dBuV/m</th><th>dBuV/m</th><th>dB</th><th>dBuV</th><th>dB/m</th><th>dB</th><th>dB</th><th>cm</th><th>deg</th></tr><tr><td>1</td><td>2389.86</td><td>47.00</td><td>74.00</td><td>-27.00</td><td>44.26</td><td>26.70</td><td>8.63</td><td>32.59</td><td>0.00</td><td>115</td><td>255</td><td>PEAK</td></tr><tr><td>2</td><td>2389.86</td><td>22.24</td><td>54.00</td><td>-31.76</td><td>--</td><td>--</td><td>--</td><td>--</td><td>--</td><td>115</td><td>255</td><td>AVERAGE</td></tr></table>													Limit	Read	Ant	Cable	Preamp	Aux	APos	TPos		Freq	Level	Line	Margin	Level	Factor	Loss	Factor	Factor	Remark		MHz	dBuV/m	dBuV/m	dB	dBuV	dB/m	dB	dB	cm	deg	1	2389.86	47.00	74.00	-27.00	44.26	26.70	8.63	32.59	0.00	115	255	PEAK	2	2389.86	22.24	54.00	-31.76	--	--	--	--	--	115	255	AVERAGE
	Limit	Read	Ant	Cable	Preamp	Aux	APos	TPos																																																													
Freq	Level	Line	Margin	Level	Factor	Loss	Factor	Factor	Remark																																																												
	MHz	dBuV/m	dBuV/m	dB	dBuV	dB/m	dB	dB	cm	deg																																																											
1	2389.86	47.00	74.00	-27.00	44.26	26.70	8.63	32.59	0.00	115	255	PEAK																																																									
2	2389.86	22.24	54.00	-31.76	--	--	--	--	--	115	255	AVERAGE																																																									
	Site : 03CH22-HY Condition: PEAK_74 3m DRH18-E_LE2C04A18EN_240711 VERTICAL : RBW:1000.000kHz VBW:3000.000kHz SMT:Auto																																																																				
	<table><tr><th></th><th>Limit</th><th>Read</th><th>Ant</th><th>Cable</th><th>Preamp</th><th>Aux</th><th>APos</th><th>TPos</th><th></th></tr><tr><th>Freq</th><th>Level</th><th>Line</th><th>Margin</th><th>Level</th><th>Factor</th><th>Loss</th><th>Factor</th><th>Factor</th><th>Remark</th></tr><tr><th></th><th>MHz</th><th>dBuV/m</th><th>dBuV/m</th><th>dB</th><th>dBuV</th><th>dB/m</th><th>dB</th><th>dB</th><th>cm</th><th>deg</th></tr><tr><td>1</td><td>2402.00</td><td>115.71</td><td>-----</td><td>-----</td><td>112.84</td><td>26.82</td><td>8.65</td><td>32.60</td><td>0.00</td><td>115</td><td>255</td><td>PEAK</td></tr><tr><td>2</td><td>2402.00</td><td>90.95</td><td>-----</td><td>-----</td><td>--</td><td>--</td><td>--</td><td>--</td><td>--</td><td>115</td><td>255</td><td>AVERAGE</td></tr></table>													Limit	Read	Ant	Cable	Preamp	Aux	APos	TPos		Freq	Level	Line	Margin	Level	Factor	Loss	Factor	Factor	Remark		MHz	dBuV/m	dBuV/m	dB	dBuV	dB/m	dB	dB	cm	deg	1	2402.00	115.71	-----	-----	112.84	26.82	8.65	32.60	0.00	115	255	PEAK	2	2402.00	90.95	-----	-----	--	--	--	--	--	115	255	AVERAGE
	Limit	Read	Ant	Cable	Preamp	Aux	APos	TPos																																																													
Freq	Level	Line	Margin	Level	Factor	Loss	Factor	Factor	Remark																																																												
	MHz	dBuV/m	dBuV/m	dB	dBuV	dB/m	dB	dB	cm	deg																																																											
1	2402.00	115.71	-----	-----	112.84	26.82	8.65	32.60	0.00	115	255	PEAK																																																									
2	2402.00	90.95	-----	-----	--	--	--	--	--	115	255	AVERAGE																																																									

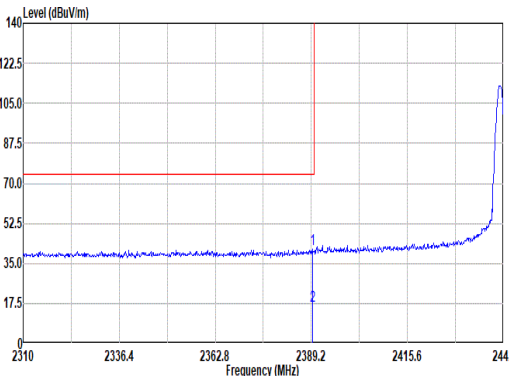
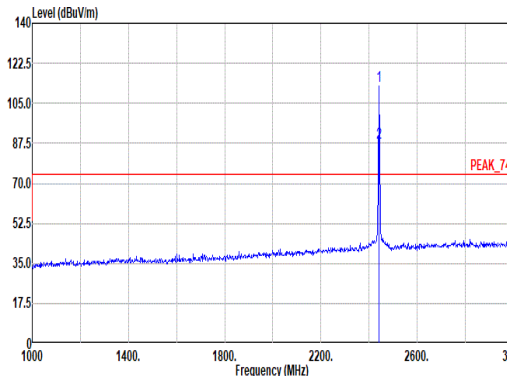


Mode	1																																																																																																																														
	Harmonic																																																																																																																														
	2400-2483.5_Bluetooth BR_GFSK_CH00_2402MHz																																																																																																																														
ANT	3																																																																																																																														
Pol.	Horizontal								Vertical																																																																																																																						
Peak  Avg																																																																																																																															
	<div><div>Site : 03CH22-HY Condition: PEAK_74 3m DRH18-E_LE2C04A18EN_240711 HORIZONTAL</div><table><tr><th></th><th>Freq</th><th>Level</th><th>Limit</th><th>Line</th><th>Margin</th><th>Read</th><th>Ant</th><th>Cable</th><th>Preamp</th><th>Aux</th><th>APos</th><th>TPos</th><th>Remark</th></tr><tr><th></th><th>MHz</th><th>dBuV/m</th><th>dBuV/m</th><th>dB</th><th>dB</th><th>dBuV</th><th>dB/m</th><th>dB</th><th>dB</th><th>dB</th><th>cm</th><th>deg</th><th></th></tr><tr><td>1</td><td>4804.00</td><td>43.68</td><td>74.00</td><td>-30.32</td><td>32.05</td><td>32.40</td><td>12.42</td><td>33.67</td><td>0.48</td><td>--</td><td>--</td><td>--</td><td>PEAK</td></tr><tr><td>2</td><td>4804.00</td><td>18.92</td><td>54.00</td><td>-35.08</td><td>--</td><td>--</td><td>--</td><td>--</td><td>--</td><td>--</td><td>--</td><td>--</td><td>Average</td></tr></table></div> <div><div>Site : 03CH22-HY Condition: PEAK_74 3m DRH18-E_LE2C04A18EN_240711 VERTICAL</div><table><tr><th></th><th>Freq</th><th>Level</th><th>Limit</th><th>Line</th><th>Margin</th><th>Read</th><th>Ant</th><th>Cable</th><th>Preamp</th><th>Aux</th><th>APos</th><th>TPos</th><th>Remark</th></tr><tr><th></th><th>MHz</th><th>dBuV/m</th><th>dBuV/m</th><th>dB</th><th>dB</th><th>dBuV</th><th>dB/m</th><th>dB</th><th>dB</th><th>dB</th><th>cm</th><th>deg</th><th></th></tr><tr><td>1</td><td>4804.00</td><td>43.55</td><td>74.00</td><td>-30.45</td><td>31.92</td><td>32.40</td><td>12.42</td><td>33.67</td><td>0.48</td><td>--</td><td>--</td><td>--</td><td>PEAK</td></tr><tr><td>2</td><td>4804.00</td><td>18.79</td><td>54.00</td><td>-35.21</td><td>--</td><td>--</td><td>--</td><td>--</td><td>--</td><td>--</td><td>--</td><td>--</td><td>Average</td></tr></table></div>																	Freq	Level	Limit	Line	Margin	Read	Ant	Cable	Preamp	Aux	APos	TPos	Remark		MHz	dBuV/m	dBuV/m	dB	dB	dBuV	dB/m	dB	dB	dB	cm	deg		1	4804.00	43.68	74.00	-30.32	32.05	32.40	12.42	33.67	0.48	--	--	--	PEAK	2	4804.00	18.92	54.00	-35.08	--	--	--	--	--	--	--	--	Average		Freq	Level	Limit	Line	Margin	Read	Ant	Cable	Preamp	Aux	APos	TPos	Remark		MHz	dBuV/m	dBuV/m	dB	dB	dBuV	dB/m	dB	dB	dB	cm	deg		1	4804.00	43.55	74.00	-30.45	31.92	32.40	12.42	33.67	0.48	--	--	--	PEAK	2	4804.00	18.79	54.00	-35.21	--	--	--	--	--	--	--	--
	Freq	Level	Limit	Line	Margin	Read	Ant	Cable	Preamp	Aux	APos	TPos	Remark																																																																																																																		
	MHz	dBuV/m	dBuV/m	dB	dB	dBuV	dB/m	dB	dB	dB	cm	deg																																																																																																																			
1	4804.00	43.68	74.00	-30.32	32.05	32.40	12.42	33.67	0.48	--	--	--	PEAK																																																																																																																		
2	4804.00	18.92	54.00	-35.08	--	--	--	--	--	--	--	--	Average																																																																																																																		
	Freq	Level	Limit	Line	Margin	Read	Ant	Cable	Preamp	Aux	APos	TPos	Remark																																																																																																																		
	MHz	dBuV/m	dBuV/m	dB	dB	dBuV	dB/m	dB	dB	dB	cm	deg																																																																																																																			
1	4804.00	43.55	74.00	-30.45	31.92	32.40	12.42	33.67	0.48	--	--	--	PEAK																																																																																																																		
2	4804.00	18.79	54.00	-35.21	--	--	--	--	--	--	--	--	Average																																																																																																																		



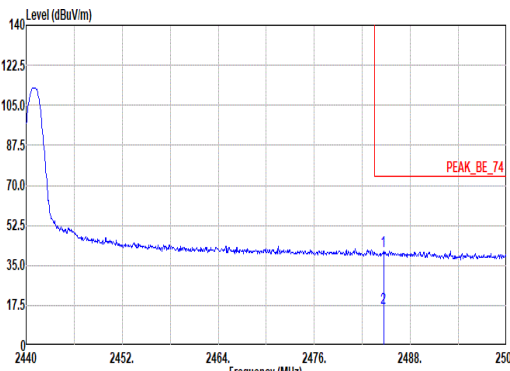
Mode	1	
	Harmonic	
	2400-2483.5_Bluetooth BR_GFSK_CH00_2402MHz	
ANT	3	
Pol.	Horizontal	Vertical
10.8G ~18G Avg	<p>Site : 03CH22-HY Condition: AVG_54 3m DRH18-E_LE2C04A18EN_240711 HORIZONTAL</p>	<p>Site : 03CH22-HY Condition: AVG_54 3m DRH18-E_LE2C04A18EN_240711 VERTICAL</p>



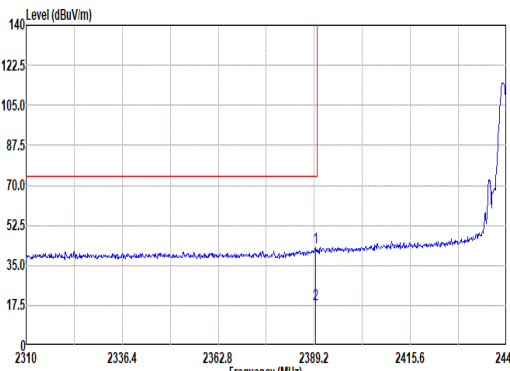
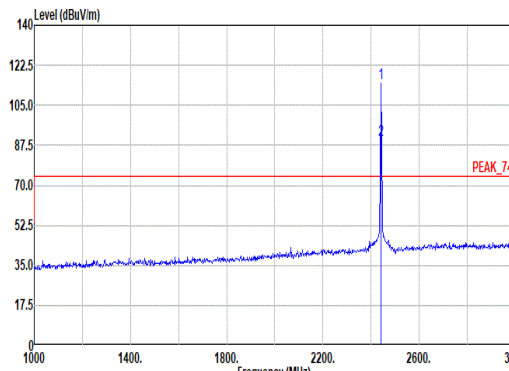
	2																																																																																																												
Mode	Band Edge - L																																																																																																												
	2400-2483.5_Bluetooth BR_GFSK_CH39_2441MHz																																																																																																												
ANT	3																																																																																																												
Pol.	Horizontal					Fundamental																																																																																																							
Peak																																																																																																													
	Site : 03CH22-HY Condition: PEAK_BE_74 3m DRH18-E_LE2C04A18EN_240711 HORIZONTAL : RBW:1000.000kHz VBW:3000.000kHz SMT:Auto					Site : 03CH22-HY Condition: PEAK_74 3m DRH18-E_LE2C04A18EN_240711 HORIZONTAL : RBW:1000.000kHz VBW:3000.000kHz SMT:Auto																																																																																																							
	<table><thead><tr><th></th><th>Limit</th><th>Read</th><th>Ant</th><th>Cable</th><th>Preamp</th><th>Aux</th><th>APos</th><th>TPos</th><th></th></tr><tr><th>Freq</th><th>Level</th><th>Line</th><th>Margin</th><th>Level</th><th>Factor</th><th>Loss</th><th>Factor</th><th>Factor</th><th>Remark</th></tr><tr><th></th><th>MHz</th><th>dBuV/m</th><th>dBuV/m</th><th>dB</th><th>dBuV</th><th>dB/m</th><th>dB</th><th>dB</th><th></th></tr></thead><tbody><tr><td>1</td><td>2389.60</td><td>41.33</td><td>74.00</td><td>-32.67</td><td>38.59</td><td>26.70</td><td>8.63</td><td>32.59</td><td>0.00 231 219 PEAK</td></tr><tr><td>2</td><td>2389.60</td><td>16.57</td><td>54.00</td><td>-37.43</td><td>--</td><td>--</td><td>--</td><td>--</td><td>231 219 AVERAGE</td></tr></tbody></table>						Limit	Read	Ant	Cable	Preamp	Aux	APos	TPos		Freq	Level	Line	Margin	Level	Factor	Loss	Factor	Factor	Remark		MHz	dBuV/m	dBuV/m	dB	dBuV	dB/m	dB	dB		1	2389.60	41.33	74.00	-32.67	38.59	26.70	8.63	32.59	0.00 231 219 PEAK	2	2389.60	16.57	54.00	-37.43	--	--	--	--	231 219 AVERAGE	<table><thead><tr><th></th><th>Limit</th><th>Read</th><th>Ant</th><th>Cable</th><th>Preamp</th><th>Aux</th><th>APos</th><th>TPos</th><th></th></tr><tr><th>Freq</th><th>Level</th><th>Line</th><th>Margin</th><th>Level</th><th>Factor</th><th>Loss</th><th>Factor</th><th>Factor</th><th>Remark</th></tr><tr><th></th><th>MHz</th><th>dBuV/m</th><th>dBuV/m</th><th>dB</th><th>dBuV</th><th>dB/m</th><th>dB</th><th>dB</th><th></th></tr></thead><tbody><tr><td>1</td><td>2441.00</td><td>112.45</td><td>-----</td><td>-----</td><td>109.62</td><td>26.72</td><td>8.73</td><td>32.62</td><td>0.00 231 219 PEAK</td></tr><tr><td>2</td><td>2441.00</td><td>87.69</td><td>-----</td><td>-----</td><td>--</td><td>--</td><td>--</td><td>--</td><td>231 219 AVERAGE</td></tr></tbody></table>						Limit	Read	Ant	Cable	Preamp	Aux	APos	TPos		Freq	Level	Line	Margin	Level	Factor	Loss	Factor	Factor	Remark		MHz	dBuV/m	dBuV/m	dB	dBuV	dB/m	dB	dB		1	2441.00	112.45	-----	-----	109.62	26.72	8.73	32.62	0.00 231 219 PEAK	2	2441.00	87.69	-----	-----	--	--	--	--
	Limit	Read	Ant	Cable	Preamp	Aux	APos	TPos																																																																																																					
Freq	Level	Line	Margin	Level	Factor	Loss	Factor	Factor	Remark																																																																																																				
	MHz	dBuV/m	dBuV/m	dB	dBuV	dB/m	dB	dB																																																																																																					
1	2389.60	41.33	74.00	-32.67	38.59	26.70	8.63	32.59	0.00 231 219 PEAK																																																																																																				
2	2389.60	16.57	54.00	-37.43	--	--	--	--	231 219 AVERAGE																																																																																																				
	Limit	Read	Ant	Cable	Preamp	Aux	APos	TPos																																																																																																					
Freq	Level	Line	Margin	Level	Factor	Loss	Factor	Factor	Remark																																																																																																				
	MHz	dBuV/m	dBuV/m	dB	dBuV	dB/m	dB	dB																																																																																																					
1	2441.00	112.45	-----	-----	109.62	26.72	8.73	32.62	0.00 231 219 PEAK																																																																																																				
2	2441.00	87.69	-----	-----	--	--	--	--	231 219 AVERAGE																																																																																																				



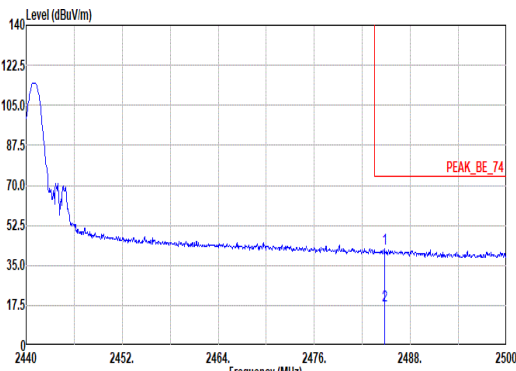


Mode	2																																																							
	Band Edge - R																																																							
	2400-2483.5_Bluetooth BR_GFSK_CH39_2441MHz																																																							
ANT	3																																																							
Pol.	Horizontal	Fundamental																																																						
Peak	<div><p>Site : 03CH22-HY Condition: PEAK_BE_74 3m DRH18-E_LE2C04A18EN_240711 HORIZONTAL : RBW:1000.000kHz VBW:3000.000kHz SMT:Auto</p><table><tr><th></th><th>Freq</th><th>Level</th><th>Limit</th><th>Line</th><th>Margin</th><th>Read</th><th>Ant</th><th>Cable</th><th>Preamp</th><th>Aux</th><th>APos</th><th>TPos</th><th>Remark</th></tr><tr><th></th><th>MHz</th><th>dBuV/m</th><th>dBuV/m</th><th>dB</th><th>dB</th><th>dBuV</th><th>dB/m</th><th>dB</th><th>dB</th><th>dB</th><th>cm</th><th>deg</th><th></th></tr><tr><td>1</td><td>2404.64</td><td>41.08</td><td>74.00</td><td>-32.92</td><td>38.22</td><td>26.70</td><td>8.81</td><td>32.65</td><td>0.00</td><td>231</td><td>219</td><td>PEAK</td></tr><tr><td>2</td><td>2404.64</td><td>16.32</td><td>54.00</td><td>-37.68</td><td>--</td><td>--</td><td>--</td><td>--</td><td>--</td><td>231</td><td>219</td><td>AVERAGE</td></tr></table></div>		Freq	Level	Limit	Line	Margin	Read	Ant	Cable	Preamp	Aux	APos	TPos	Remark		MHz	dBuV/m	dBuV/m	dB	dB	dBuV	dB/m	dB	dB	dB	cm	deg		1	2404.64	41.08	74.00	-32.92	38.22	26.70	8.81	32.65	0.00	231	219	PEAK	2	2404.64	16.32	54.00	-37.68	--	--	--	--	--	231	219	AVERAGE	Blank
	Freq	Level	Limit	Line	Margin	Read	Ant	Cable	Preamp	Aux	APos	TPos	Remark																																											
	MHz	dBuV/m	dBuV/m	dB	dB	dBuV	dB/m	dB	dB	dB	cm	deg																																												
1	2404.64	41.08	74.00	-32.92	38.22	26.70	8.81	32.65	0.00	231	219	PEAK																																												
2	2404.64	16.32	54.00	-37.68	--	--	--	--	--	231	219	AVERAGE																																												

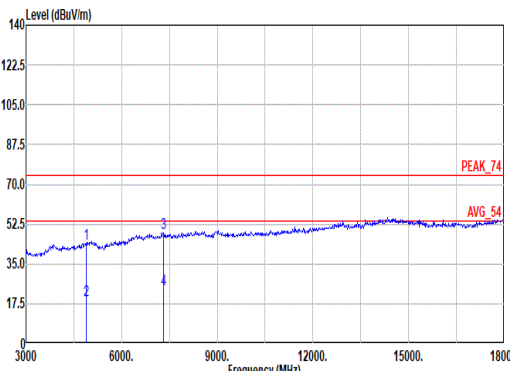
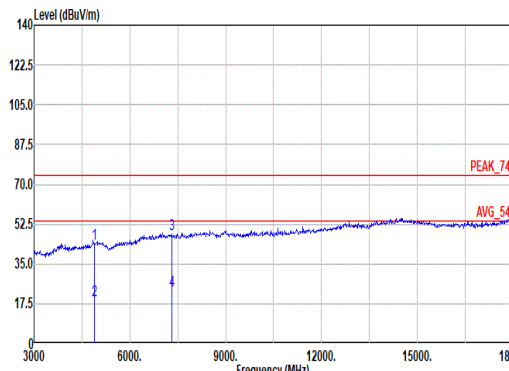


Mode	2																																																																																																																												
	Band Edge - L																																																																																																																												
	2400-2483.5_Bluetooth BR_GFSK_CH39_2441MHz																																																																																																																												
ANT	3																																																																																																																												
Pol.	Vertical						Fundamental																																																																																																																						
Peak																																																																																																																													
	Site : 03CH22-HY Condition: PEAK_BE_74 3m DRH18-E_LE2C04A18EN_240711 VERTICAL : RBW:1000.000kHz VBW:3000.000kHz SMT:Auto						Site : 03CH22-HY Condition: PEAK_74 3m DRH18-E_LE2C04A18EN_240711 VERTICAL : RBW:1000.000kHz VBW:3000.000kHz SMT:Auto																																																																																																																						
	<table><tr><th></th><th>Limit</th><th>Read</th><th>Ant</th><th>Cable</th><th>Preamp</th><th>Aux</th><th>APos</th><th>TPos</th><th></th></tr><tr><th>Freq</th><th>Level</th><th>Line</th><th>Margin</th><th>Level</th><th>Factor</th><th>Loss</th><th>Factor</th><th>Factor</th><th>Remark</th></tr><tr><th></th><th>MHz</th><th>dBuV/m</th><th>dBuV/m</th><th>dB</th><th>dBuV</th><th>dB/m</th><th>dB</th><th>dB</th><th>cm</th><th>deg</th></tr><tr><td>1</td><td>2389.46</td><td>42.98</td><td>74.00</td><td>-31.02</td><td>40.23</td><td>26.71</td><td>8.63</td><td>32.59</td><td>0.00</td><td>100</td><td>256</td><td>PEAK</td></tr><tr><td>2</td><td>2389.46</td><td>18.22</td><td>54.00</td><td>-35.78</td><td>--</td><td>--</td><td>--</td><td>--</td><td>--</td><td>100</td><td>256</td><td>AVERAGE</td></tr></table>							Limit	Read	Ant	Cable	Preamp	Aux	APos	TPos		Freq	Level	Line	Margin	Level	Factor	Loss	Factor	Factor	Remark		MHz	dBuV/m	dBuV/m	dB	dBuV	dB/m	dB	dB	cm	deg	1	2389.46	42.98	74.00	-31.02	40.23	26.71	8.63	32.59	0.00	100	256	PEAK	2	2389.46	18.22	54.00	-35.78	--	--	--	--	--	100	256	AVERAGE	<table><tr><th></th><th>Limit</th><th>Read</th><th>Ant</th><th>Cable</th><th>Preamp</th><th>Aux</th><th>APos</th><th>TPos</th><th></th></tr><tr><th>Freq</th><th>Level</th><th>Line</th><th>Margin</th><th>Level</th><th>Factor</th><th>Loss</th><th>Factor</th><th>Factor</th><th>Remark</th></tr><tr><th></th><th>MHz</th><th>dBuV/m</th><th>dBuV/m</th><th>dB</th><th>dBuV</th><th>dB/m</th><th>dB</th><th>dB</th><th>cm</th><th>deg</th></tr><tr><td>1</td><td>2441.00</td><td>114.79</td><td>-----</td><td>-----</td><td>111.96</td><td>26.72</td><td>8.73</td><td>32.62</td><td>0.00</td><td>100</td><td>256</td><td>PEAK</td></tr><tr><td>2</td><td>2441.00</td><td>90.03</td><td>-----</td><td>-----</td><td>--</td><td>--</td><td>--</td><td>--</td><td>--</td><td>100</td><td>256</td><td>AVERAGE</td></tr></table>							Limit	Read	Ant	Cable	Preamp	Aux	APos	TPos		Freq	Level	Line	Margin	Level	Factor	Loss	Factor	Factor	Remark		MHz	dBuV/m	dBuV/m	dB	dBuV	dB/m	dB	dB	cm	deg	1	2441.00	114.79	-----	-----	111.96	26.72	8.73	32.62	0.00	100	256	PEAK	2	2441.00	90.03	-----	-----	--	--	--	--	--	100	256
	Limit	Read	Ant	Cable	Preamp	Aux	APos	TPos																																																																																																																					
Freq	Level	Line	Margin	Level	Factor	Loss	Factor	Factor	Remark																																																																																																																				
	MHz	dBuV/m	dBuV/m	dB	dBuV	dB/m	dB	dB	cm	deg																																																																																																																			
1	2389.46	42.98	74.00	-31.02	40.23	26.71	8.63	32.59	0.00	100	256	PEAK																																																																																																																	
2	2389.46	18.22	54.00	-35.78	--	--	--	--	--	100	256	AVERAGE																																																																																																																	
	Limit	Read	Ant	Cable	Preamp	Aux	APos	TPos																																																																																																																					
Freq	Level	Line	Margin	Level	Factor	Loss	Factor	Factor	Remark																																																																																																																				
	MHz	dBuV/m	dBuV/m	dB	dBuV	dB/m	dB	dB	cm	deg																																																																																																																			
1	2441.00	114.79	-----	-----	111.96	26.72	8.73	32.62	0.00	100	256	PEAK																																																																																																																	
2	2441.00	90.03	-----	-----	--	--	--	--	--	100	256	AVERAGE																																																																																																																	

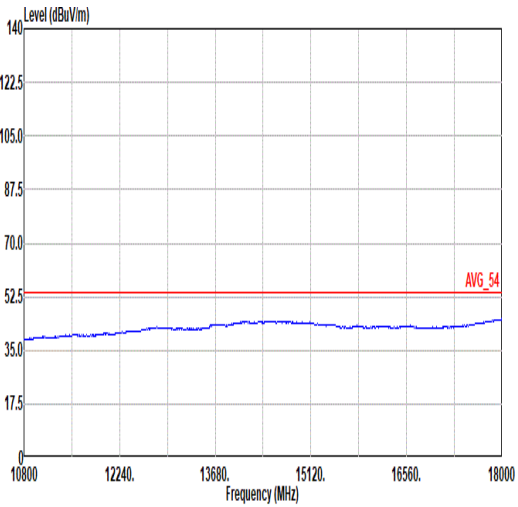
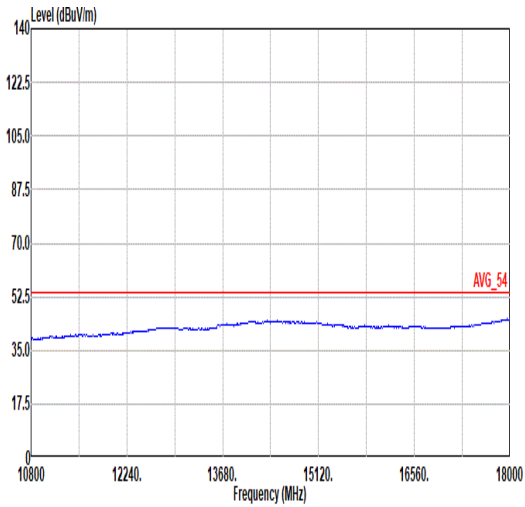


Mode	2																																																							
	Band Edge - R																																																							
	2400-2483.5_Bluetooth BR_GFSK_CH39_2441MHz																																																							
ANT	3																																																							
Pol.	Vertical	Fundamental																																																						
Peak	<div><p>Site : 03CH22-HY Condition: PEAK_BE_74 3m DRH18-E_LE2C04A18EN_240711 VERTICAL : RBW:1000.000kHz VBW:3000.000kHz SMT:Auto</p><table><tr><th></th><th>Freq</th><th>Level</th><th>Limit</th><th>Line</th><th>Margin</th><th>Read</th><th>Ant</th><th>Cable</th><th>Preamp</th><th>Aux</th><th>APos</th><th>TPos</th><th>Remark</th></tr><tr><th></th><th>MHz</th><th>dBuV/m</th><th>dBuV/m</th><th>dB</th><th>dB</th><th>dBuV</th><th>dB/m</th><th>dB</th><th>dB</th><th>dB</th><th>cm</th><th>deg</th><th></th></tr><tr><td>1</td><td>2484.76</td><td>42.33</td><td>74.00</td><td>-31.67</td><td>39.47</td><td>26.70</td><td>8.81</td><td>32.65</td><td>0.00</td><td>100</td><td>256</td><td>PEAK</td></tr><tr><td>2</td><td>2404.76</td><td>17.57</td><td>54.00</td><td>-36.43</td><td>--</td><td>--</td><td>--</td><td>--</td><td>--</td><td>100</td><td>256</td><td>AVERAGE</td></tr></table></div>		Freq	Level	Limit	Line	Margin	Read	Ant	Cable	Preamp	Aux	APos	TPos	Remark		MHz	dBuV/m	dBuV/m	dB	dB	dBuV	dB/m	dB	dB	dB	cm	deg		1	2484.76	42.33	74.00	-31.67	39.47	26.70	8.81	32.65	0.00	100	256	PEAK	2	2404.76	17.57	54.00	-36.43	--	--	--	--	--	100	256	AVERAGE	Blank
	Freq	Level	Limit	Line	Margin	Read	Ant	Cable	Preamp	Aux	APos	TPos	Remark																																											
	MHz	dBuV/m	dBuV/m	dB	dB	dBuV	dB/m	dB	dB	dB	cm	deg																																												
1	2484.76	42.33	74.00	-31.67	39.47	26.70	8.81	32.65	0.00	100	256	PEAK																																												
2	2404.76	17.57	54.00	-36.43	--	--	--	--	--	100	256	AVERAGE																																												

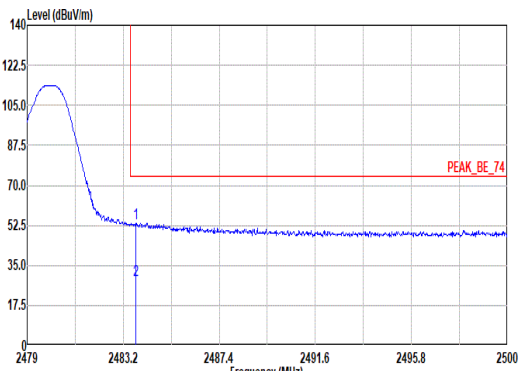
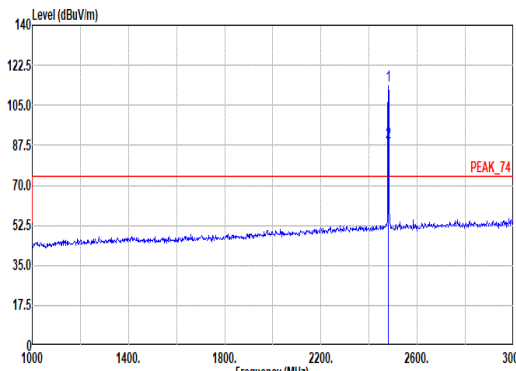


Mode	2																																																																																									
	Harmonic																																																																																									
	2400-2483.5_Bluetooth BR_GFSK_CH39_2441MHz																																																																																									
ANT	3																																																																																									
Pol.	Horizontal						Vertical																																																																																			
Peak Avg																																																																																										
	Site : 03CH22-HY Condition: PEAK_74 3m DRH18-E_LE2C04A18EN_240711 HORIZONTAL						Site : 03CH22-HY Condition: PEAK_74 3m DRH18-E_LE2C04A18EN_240711 VERTICAL																																																																																			
<table><tr><th></th><th>Limit</th><th>Read</th><th>Ant</th><th>Cable</th><th>Preamp</th><th>Aux</th><th>APos</th><th>TPos</th><th>Remark</th></tr><tr><th>Freq</th><th>Level</th><th>Line</th><th>Margin</th><th>Level</th><th>Factor</th><th>Loss</th><th>Factor</th><th>Factor</th><th></th></tr><tr><th></th><th>MHz</th><th>dBuV/m</th><th>dBuV/m</th><th>dB</th><th>dBuV</th><th>dB/m</th><th>dB</th><th>dB</th><th>cm</th><th>deg</th></tr><tr><td>1</td><td>4882.00</td><td>43.70</td><td>74.00</td><td>-30.30</td><td>31.92</td><td>32.46</td><td>12.49</td><td>33.67</td><td>0.50</td><td>--</td><td>PEAK</td></tr><tr><td>2</td><td>4882.00</td><td>18.94</td><td>54.00</td><td>-35.06</td><td>--</td><td>--</td><td>--</td><td>--</td><td>--</td><td>--</td><td>Average</td></tr><tr><td>3</td><td>7323.00</td><td>48.80</td><td>74.00</td><td>-25.20</td><td>32.36</td><td>37.20</td><td>15.41</td><td>36.61</td><td>0.44</td><td>--</td><td>PEAK</td></tr><tr><td>4</td><td>7323.00</td><td>24.04</td><td>54.00</td><td>-29.96</td><td>--</td><td>--</td><td>--</td><td>--</td><td>--</td><td>--</td><td>Average</td></tr></table>													Limit	Read	Ant	Cable	Preamp	Aux	APos	TPos	Remark	Freq	Level	Line	Margin	Level	Factor	Loss	Factor	Factor			MHz	dBuV/m	dBuV/m	dB	dBuV	dB/m	dB	dB	cm	deg	1	4882.00	43.70	74.00	-30.30	31.92	32.46	12.49	33.67	0.50	--	PEAK	2	4882.00	18.94	54.00	-35.06	--	--	--	--	--	--	Average	3	7323.00	48.80	74.00	-25.20	32.36	37.20	15.41	36.61	0.44	--	PEAK	4	7323.00	24.04	54.00	-29.96	--	--	--	--	--	--	Average
	Limit	Read	Ant	Cable	Preamp	Aux	APos	TPos	Remark																																																																																	
Freq	Level	Line	Margin	Level	Factor	Loss	Factor	Factor																																																																																		
	MHz	dBuV/m	dBuV/m	dB	dBuV	dB/m	dB	dB	cm	deg																																																																																
1	4882.00	43.70	74.00	-30.30	31.92	32.46	12.49	33.67	0.50	--	PEAK																																																																															
2	4882.00	18.94	54.00	-35.06	--	--	--	--	--	--	Average																																																																															
3	7323.00	48.80	74.00	-25.20	32.36	37.20	15.41	36.61	0.44	--	PEAK																																																																															
4	7323.00	24.04	54.00	-29.96	--	--	--	--	--	--	Average																																																																															

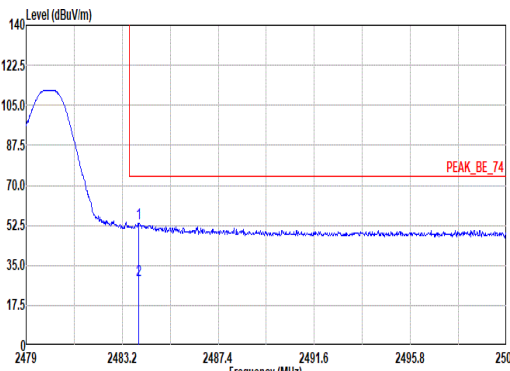
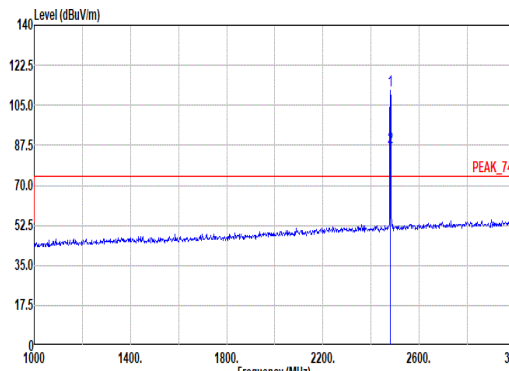


<b>Mode</b>	<b>2</b>	
	<b>Harmonic</b>	
	<b>2400-2483.5_Bluetooth BR_GFSK_CH39_2441MHz</b>	
<b>ANT</b>	<b>3</b>	
<b>Pol.</b>	<b>Horizontal</b>	<b>Vertical</b>
<b>10.8G ~18G Avg</b>	<div><p>Site : 03CH22-HY Condition: AVG_54 3m DRH18-E_LE2C04A18EN_240711 HORIZONTAL</p></div>	<div><p>Site : 03CH22-HY Condition: AVG_54 3m DRH18-E_LE2C04A18EN_240711 VERTICAL</p></div>

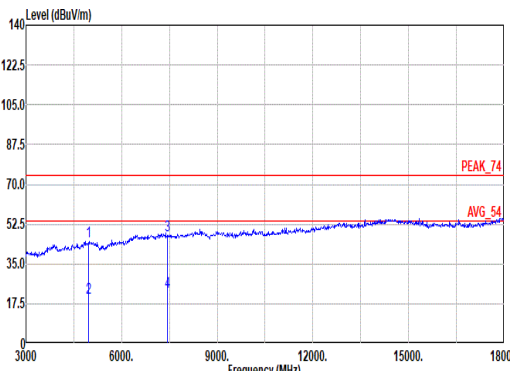
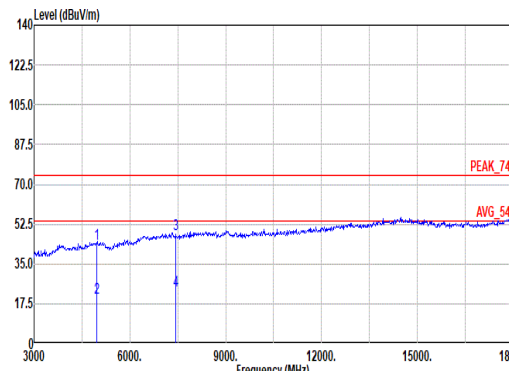


Mode	3																																																																																																																	
	Band Edge																																																																																																																	
	2400-2483.5_Bluetooth BR_GFSK_CH78_2480MHz																																																																																																																	
ANT	3																																																																																																																	
Pol.	Horizontal	Fundamental																																																																																																																
Peak	<div><p>Site : 03CH22-HY Condition: PEAK_BE_74 3m DRH18-E_LE2C04A18EN_240711 HORIZONTAL : RBW:1000.000kHz VBW:3000.000kHz SMT:Auto</p><table><tr><th></th><th>Limit</th><th>Read</th><th>Ant</th><th>Cable</th><th>Preamp</th><th>Aux</th><th>APos</th><th>TPos</th><th></th></tr><tr><th>Freq</th><th>Level</th><th>Line</th><th>Margin</th><th>Level</th><th>Factor</th><th>Loss</th><th>Factor</th><th>Factor</th><th>Remark</th></tr><tr><th></th><th>MHz</th><th>dBuV/m</th><th>dBuV/m</th><th>dB</th><th>dBuV</th><th>dB/m</th><th>dB</th><th>dB</th><th>cm</th><th>deg</th></tr><tr><td>1</td><td>2483.75</td><td>53.53</td><td>74.00</td><td>-20.47</td><td>40.65</td><td>26.70</td><td>8.00</td><td>32.65</td><td>10.03</td><td>259</td><td>PEAK</td></tr><tr><td>2</td><td>2483.75</td><td>28.77</td><td>54.00</td><td>-25.23</td><td>--</td><td>--</td><td>--</td><td>--</td><td>--</td><td>100</td><td>259 AVERAGE</td></tr></table></div>		Limit	Read	Ant	Cable	Preamp	Aux	APos	TPos		Freq	Level	Line	Margin	Level	Factor	Loss	Factor	Factor	Remark		MHz	dBuV/m	dBuV/m	dB	dBuV	dB/m	dB	dB	cm	deg	1	2483.75	53.53	74.00	-20.47	40.65	26.70	8.00	32.65	10.03	259	PEAK	2	2483.75	28.77	54.00	-25.23	--	--	--	--	--	100	259 AVERAGE	<div><p>Site : 03CH22-HY Condition: PEAK_74 3m DRH18-E_LE2C04A18EN_240711 HORIZONTAL : RBW:1000.000kHz VBW:3000.000kHz SMT:Auto</p><table><tr><th></th><th>Limit</th><th>Read</th><th>Ant</th><th>Cable</th><th>Preamp</th><th>Aux</th><th>APos</th><th>TPos</th><th></th></tr><tr><th>Freq</th><th>Level</th><th>Line</th><th>Margin</th><th>Level</th><th>Factor</th><th>Loss</th><th>Factor</th><th>Factor</th><th>Remark</th></tr><tr><th></th><th>MHz</th><th>dBuV/m</th><th>dBuV/m</th><th>dB</th><th>dBuV</th><th>dB/m</th><th>dB</th><th>dB</th><th>cm</th><th>deg</th></tr><tr><td>1</td><td>2480.00</td><td>113.73</td><td>-----</td><td>-----</td><td>100.85</td><td>26.70</td><td>8.00</td><td>32.65</td><td>10.03</td><td>100</td><td>259</td><td>PEAK</td></tr><tr><td>2</td><td>2480.00</td><td>88.97</td><td>-----</td><td>-----</td><td>--</td><td>--</td><td>--</td><td>--</td><td>--</td><td>100</td><td>259</td><td>AVERAGE</td></tr></table></div>		Limit	Read	Ant	Cable	Preamp	Aux	APos	TPos		Freq	Level	Line	Margin	Level	Factor	Loss	Factor	Factor	Remark		MHz	dBuV/m	dBuV/m	dB	dBuV	dB/m	dB	dB	cm	deg	1	2480.00	113.73	-----	-----	100.85	26.70	8.00	32.65	10.03	100	259	PEAK	2	2480.00	88.97	-----	-----	--	--	--	--	--	100	259	AVERAGE
	Limit	Read	Ant	Cable	Preamp	Aux	APos	TPos																																																																																																										
Freq	Level	Line	Margin	Level	Factor	Loss	Factor	Factor	Remark																																																																																																									
	MHz	dBuV/m	dBuV/m	dB	dBuV	dB/m	dB	dB	cm	deg																																																																																																								
1	2483.75	53.53	74.00	-20.47	40.65	26.70	8.00	32.65	10.03	259	PEAK																																																																																																							
2	2483.75	28.77	54.00	-25.23	--	--	--	--	--	100	259 AVERAGE																																																																																																							
	Limit	Read	Ant	Cable	Preamp	Aux	APos	TPos																																																																																																										
Freq	Level	Line	Margin	Level	Factor	Loss	Factor	Factor	Remark																																																																																																									
	MHz	dBuV/m	dBuV/m	dB	dBuV	dB/m	dB	dB	cm	deg																																																																																																								
1	2480.00	113.73	-----	-----	100.85	26.70	8.00	32.65	10.03	100	259	PEAK																																																																																																						
2	2480.00	88.97	-----	-----	--	--	--	--	--	100	259	AVERAGE																																																																																																						



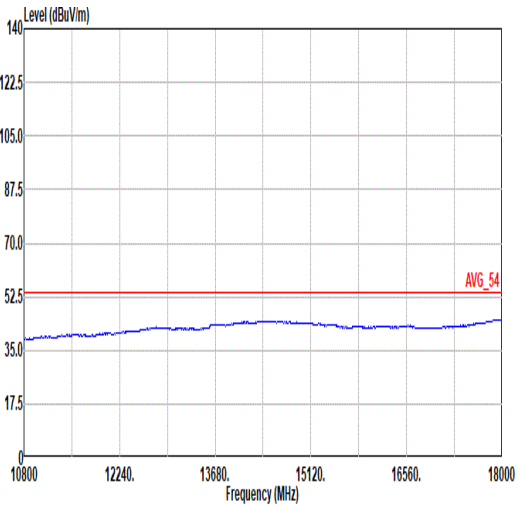
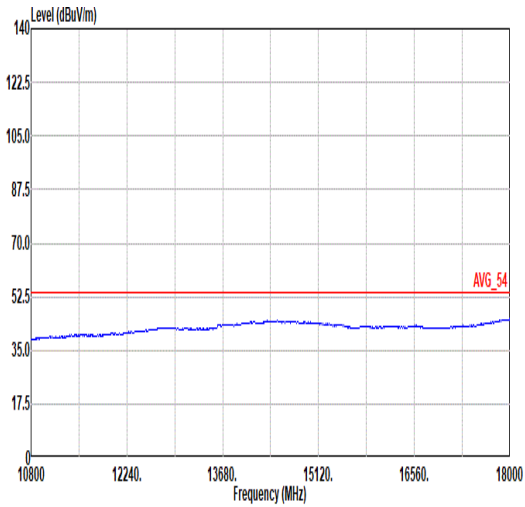
Mode	3																																																																																																					
	Band Edge																																																																																																					
	2400-2483.5_Bluetooth BR_GFSK_CH78_2480MHz																																																																																																					
ANT	3																																																																																																					
Pol.	Vertical	Fundamental																																																																																																				
Peak	<div><p>Site : 03CH22-HY Condition: PEAK_BE_74 3m DRH18-E_LE2C04A18EN_240711 VERTICAL : RBW:1000.000kHz VBW:3000.000kHz SMT:Auto</p><table><tr><th></th><th>Limit</th><th>Read</th><th>Ant</th><th>Cable</th><th>Preamp</th><th>Aux</th><th>APos</th><th>TPos</th><th></th></tr><tr><th>Freq</th><th>Level</th><th>Line</th><th>Margin</th><th>Level</th><th>Factor</th><th>Loss</th><th>Factor</th><th>Factor</th><th>Remark</th></tr><tr><th></th><th>MHz</th><th>dBuV/m</th><th>dBuV/m</th><th>dB</th><th>dBuV</th><th>dB/m</th><th>dB</th><th>dB</th><th></th></tr><tr><td>1</td><td>2483.94</td><td>53.42</td><td>74.00</td><td>-20.58</td><td>40.53</td><td>26.70</td><td>8.81</td><td>32.65</td><td>10.03 366 296 PEAK</td></tr><tr><td>2</td><td>2483.94</td><td>28.66</td><td>54.00</td><td>-25.34</td><td>--</td><td>--</td><td>--</td><td>--</td><td>366 296 AVERAGE</td></tr></table></div>		Limit	Read	Ant	Cable	Preamp	Aux	APos	TPos		Freq	Level	Line	Margin	Level	Factor	Loss	Factor	Factor	Remark		MHz	dBuV/m	dBuV/m	dB	dBuV	dB/m	dB	dB		1	2483.94	53.42	74.00	-20.58	40.53	26.70	8.81	32.65	10.03 366 296 PEAK	2	2483.94	28.66	54.00	-25.34	--	--	--	--	366 296 AVERAGE	<div><p>Site : 03CH22-HY Condition: PEAK_74 3m DRH18-E_LE2C04A18EN_240711 VERTICAL : RBW:1000.000kHz VBW:3000.000kHz SMT:Auto</p><table><tr><th></th><th>Limit</th><th>Read</th><th>Ant</th><th>Cable</th><th>Preamp</th><th>Aux</th><th>APos</th><th>TPos</th><th></th></tr><tr><th>Freq</th><th>Level</th><th>Line</th><th>Margin</th><th>Level</th><th>Factor</th><th>Loss</th><th>Factor</th><th>Factor</th><th>Remark</th></tr><tr><th></th><th>MHz</th><th>dBuV/m</th><th>dBuV/m</th><th>dB</th><th>dBuV</th><th>dB/m</th><th>dB</th><th>dB</th><th></th></tr><tr><td>1</td><td>2480.00</td><td>111.64</td><td>-----</td><td>-----</td><td>98.76</td><td>26.70</td><td>8.80</td><td>32.65</td><td>10.03 366 296 PEAK</td></tr><tr><td>2</td><td>2480.00</td><td>86.88</td><td>-----</td><td>-----</td><td>--</td><td>--</td><td>--</td><td>--</td><td>366 296 AVERAGE</td></tr></table></div>		Limit	Read	Ant	Cable	Preamp	Aux	APos	TPos		Freq	Level	Line	Margin	Level	Factor	Loss	Factor	Factor	Remark		MHz	dBuV/m	dBuV/m	dB	dBuV	dB/m	dB	dB		1	2480.00	111.64	-----	-----	98.76	26.70	8.80	32.65	10.03 366 296 PEAK	2	2480.00	86.88	-----	-----	--	--	--	--	366 296 AVERAGE
	Limit	Read	Ant	Cable	Preamp	Aux	APos	TPos																																																																																														
Freq	Level	Line	Margin	Level	Factor	Loss	Factor	Factor	Remark																																																																																													
	MHz	dBuV/m	dBuV/m	dB	dBuV	dB/m	dB	dB																																																																																														
1	2483.94	53.42	74.00	-20.58	40.53	26.70	8.81	32.65	10.03 366 296 PEAK																																																																																													
2	2483.94	28.66	54.00	-25.34	--	--	--	--	366 296 AVERAGE																																																																																													
	Limit	Read	Ant	Cable	Preamp	Aux	APos	TPos																																																																																														
Freq	Level	Line	Margin	Level	Factor	Loss	Factor	Factor	Remark																																																																																													
	MHz	dBuV/m	dBuV/m	dB	dBuV	dB/m	dB	dB																																																																																														
1	2480.00	111.64	-----	-----	98.76	26.70	8.80	32.65	10.03 366 296 PEAK																																																																																													
2	2480.00	86.88	-----	-----	--	--	--	--	366 296 AVERAGE																																																																																													



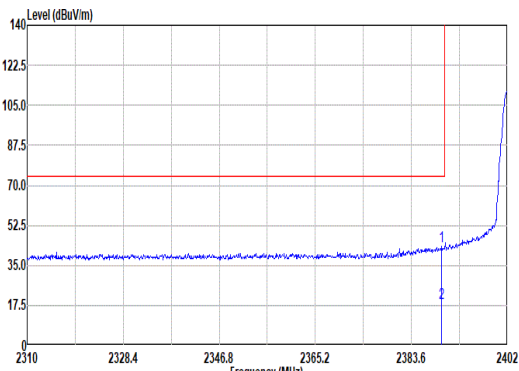
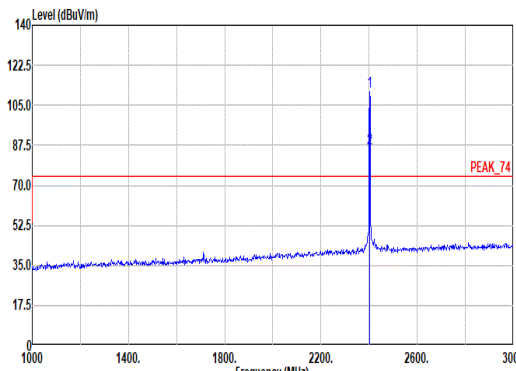
Mode	3																																																																																														
	Harmonic																																																																																														
	2400-2483.5_Bluetooth BR_GFSK_CH78_2480MHz																																																																																														
ANT	3																																																																																														
Pol.	Horizontal						Vertical																																																																																								
Peak Avg																																																																																															
	Site : 03CH22-HY Condition: PEAK_74 3m DRH18-E_LE2C04A18EN_240711 HORIZONTAL						Site : 03CH22-HY Condition: PEAK_74 3m DRH18-E_LE2C04A18EN_240711 VERTICAL																																																																																								
<table><tr><th></th><th>Limit</th><th>Read</th><th>Ant</th><th>Cable</th><th>Preamp</th><th>Aux</th><th>APos</th><th>TPos</th><th>Remark</th></tr><tr><th>Freq</th><th>Level</th><th>Line</th><th>Margin</th><th>Level</th><th>Factor</th><th>Loss</th><th>Factor</th><th>Factor</th><th></th></tr><tr><th></th><th>MHz</th><th>dBuV/m</th><th>dBuV/m</th><th>dB</th><th>dBuV</th><th>dB/m</th><th>dB</th><th>dB</th><th>cm</th><th>deg</th></tr><tr><td>1</td><td>4960.00</td><td>44.94</td><td>74.00</td><td>-29.06</td><td>32.82</td><td>32.70</td><td>12.56</td><td>33.67</td><td>0.53</td><td>--</td><td>--</td><td>PEAK</td></tr><tr><td>2</td><td>4960.00</td><td>20.18</td><td>54.00</td><td>-33.82</td><td>--</td><td>--</td><td>--</td><td>--</td><td>--</td><td>--</td><td>--</td><td>Average</td></tr><tr><td>3</td><td>7440.00</td><td>47.48</td><td>74.00</td><td>-26.52</td><td>30.95</td><td>37.26</td><td>15.55</td><td>36.79</td><td>0.51</td><td>--</td><td>--</td><td>PEAK</td></tr><tr><td>4</td><td>7440.00</td><td>22.72</td><td>54.00</td><td>-31.28</td><td>--</td><td>--</td><td>--</td><td>--</td><td>--</td><td>--</td><td>--</td><td>Average</td></tr></table>														Limit	Read	Ant	Cable	Preamp	Aux	APos	TPos	Remark	Freq	Level	Line	Margin	Level	Factor	Loss	Factor	Factor			MHz	dBuV/m	dBuV/m	dB	dBuV	dB/m	dB	dB	cm	deg	1	4960.00	44.94	74.00	-29.06	32.82	32.70	12.56	33.67	0.53	--	--	PEAK	2	4960.00	20.18	54.00	-33.82	--	--	--	--	--	--	--	Average	3	7440.00	47.48	74.00	-26.52	30.95	37.26	15.55	36.79	0.51	--	--	PEAK	4	7440.00	22.72	54.00	-31.28	--	--	--	--	--	--	--	Average
	Limit	Read	Ant	Cable	Preamp	Aux	APos	TPos	Remark																																																																																						
Freq	Level	Line	Margin	Level	Factor	Loss	Factor	Factor																																																																																							
	MHz	dBuV/m	dBuV/m	dB	dBuV	dB/m	dB	dB	cm	deg																																																																																					
1	4960.00	44.94	74.00	-29.06	32.82	32.70	12.56	33.67	0.53	--	--	PEAK																																																																																			
2	4960.00	20.18	54.00	-33.82	--	--	--	--	--	--	--	Average																																																																																			
3	7440.00	47.48	74.00	-26.52	30.95	37.26	15.55	36.79	0.51	--	--	PEAK																																																																																			
4	7440.00	22.72	54.00	-31.28	--	--	--	--	--	--	--	Average																																																																																			



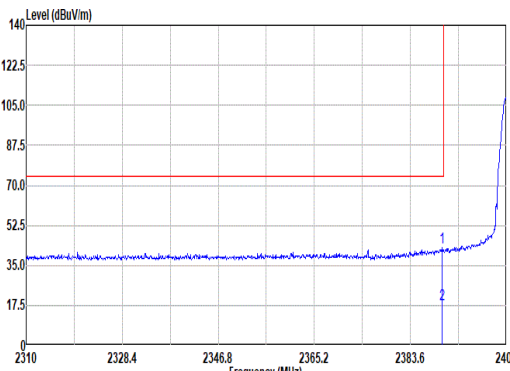
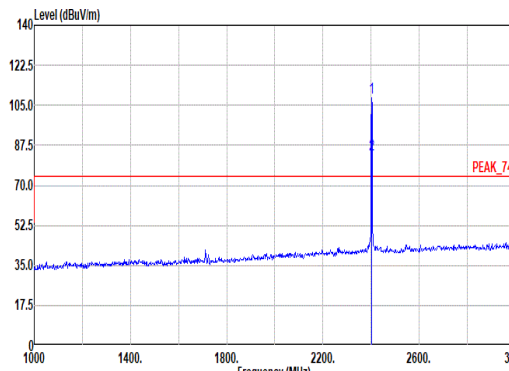


<b>Mode</b>	<b>3</b>	
	<b>Harmonic</b>	
	<b>2400-2483.5_Bluetooth BR_GFSK_CH78_2480MHz</b>	
<b>ANT</b>	<b>3</b>	
<b>Pol.</b>	<b>Horizontal</b>	<b>Vertical</b>
<b>10.8G ~18G Avg</b>	<div><p>Site : 03CH22-HY Condition: AVG_54 3m DRH18-E_LE2C04A18EN_240711 HORIZONTAL</p></div>	<div><p>Site : 03CH22-HY Condition: AVG_54 3m DRH18-E_LE2C04A18EN_240711 VERTICAL</p></div>

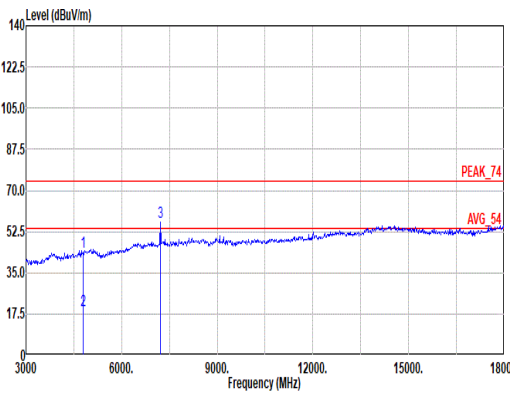
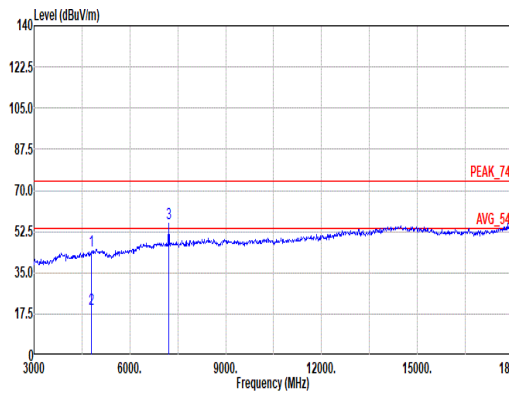


Mode	4																																																																																																																													
	Band Edge																																																																																																																													
	2400-2483.5_Bluetooth BR_GFSK_CH00_2402MHz																																																																																																																													
ANT	4																																																																																																																													
Pol.	Horizontal						Fundamental																																																																																																																							
Peak	<div><p>Site : 03CH22-HY Condition: PEAK_BE_74 3m DRH18-E_LE2C04A18EN_240711 HORIZONTAL : RBW:1000.000kHz VBW:3000.000kHz SMT:Auto</p><table><tr><th></th><th>Limit</th><th>Read</th><th>Ant</th><th>Cable</th><th>Preamp</th><th>Aux</th><th>APos</th><th>TPos</th><th></th></tr><tr><th>Freq</th><th>Level</th><th>Line</th><th>Margin</th><th>Level</th><th>Factor</th><th>Loss</th><th>Factor</th><th>Factor</th><th>Remark</th></tr><tr><th></th><th>MHz</th><th>dBuV/m</th><th>dBuV/m</th><th>dB</th><th>dBuV</th><th>dB/m</th><th>dB</th><th>dB</th><th>cm</th><th>deg</th></tr><tr><td>1</td><td>2389.30</td><td>43.07</td><td>74.00</td><td>-30.93</td><td>40.32</td><td>26.71</td><td>8.63</td><td>32.59</td><td>0.00</td><td>173</td><td>220</td><td>PEAK</td></tr><tr><td>2</td><td>2389.30</td><td>18.31</td><td>54.00</td><td>-35.69</td><td>--</td><td>--</td><td>--</td><td>--</td><td>--</td><td>173</td><td>220</td><td>AVERAGE</td></tr></table></div>							Limit	Read	Ant	Cable	Preamp	Aux	APos	TPos		Freq	Level	Line	Margin	Level	Factor	Loss	Factor	Factor	Remark		MHz	dBuV/m	dBuV/m	dB	dBuV	dB/m	dB	dB	cm	deg	1	2389.30	43.07	74.00	-30.93	40.32	26.71	8.63	32.59	0.00	173	220	PEAK	2	2389.30	18.31	54.00	-35.69	--	--	--	--	--	173	220	AVERAGE	<div><p>Site : 03CH22-HY Condition: PEAK_74 3m DRH18-E_LE2C04A18EN_240711 HORIZONTAL : RBW:1000.000kHz VBW:3000.000kHz SMT:Auto</p><table><tr><th></th><th>Limit</th><th>Read</th><th>Ant</th><th>Cable</th><th>Preamp</th><th>Aux</th><th>APos</th><th>TPos</th><th></th></tr><tr><th>Freq</th><th>Level</th><th>Line</th><th>Margin</th><th>Level</th><th>Factor</th><th>Loss</th><th>Factor</th><th>Factor</th><th>Remark</th></tr><tr><th></th><th>MHz</th><th>dBuV/m</th><th>dBuV/m</th><th>dB</th><th>dBuV</th><th>dB/m</th><th>dB</th><th>dB</th><th>cm</th><th>deg</th></tr><tr><td>1</td><td>2402.00</td><td>110.92</td><td>-----</td><td>-----</td><td>100.05</td><td>26.82</td><td>8.65</td><td>32.60</td><td>0.00</td><td>173</td><td>220</td><td>PEAK</td></tr><tr><td>2</td><td>2402.00</td><td>86.16</td><td>-----</td><td>-----</td><td>--</td><td>--</td><td>--</td><td>--</td><td>--</td><td>173</td><td>220</td><td>AVERAGE</td></tr></table></div>							Limit	Read	Ant	Cable	Preamp	Aux	APos	TPos		Freq	Level	Line	Margin	Level	Factor	Loss	Factor	Factor	Remark		MHz	dBuV/m	dBuV/m	dB	dBuV	dB/m	dB	dB	cm	deg	1	2402.00	110.92	-----	-----	100.05	26.82	8.65	32.60	0.00	173	220	PEAK	2	2402.00	86.16	-----	-----	--	--	--	--	--	173	220	AVERAGE
	Limit	Read	Ant	Cable	Preamp	Aux	APos	TPos																																																																																																																						
Freq	Level	Line	Margin	Level	Factor	Loss	Factor	Factor	Remark																																																																																																																					
	MHz	dBuV/m	dBuV/m	dB	dBuV	dB/m	dB	dB	cm	deg																																																																																																																				
1	2389.30	43.07	74.00	-30.93	40.32	26.71	8.63	32.59	0.00	173	220	PEAK																																																																																																																		
2	2389.30	18.31	54.00	-35.69	--	--	--	--	--	173	220	AVERAGE																																																																																																																		
	Limit	Read	Ant	Cable	Preamp	Aux	APos	TPos																																																																																																																						
Freq	Level	Line	Margin	Level	Factor	Loss	Factor	Factor	Remark																																																																																																																					
	MHz	dBuV/m	dBuV/m	dB	dBuV	dB/m	dB	dB	cm	deg																																																																																																																				
1	2402.00	110.92	-----	-----	100.05	26.82	8.65	32.60	0.00	173	220	PEAK																																																																																																																		
2	2402.00	86.16	-----	-----	--	--	--	--	--	173	220	AVERAGE																																																																																																																		



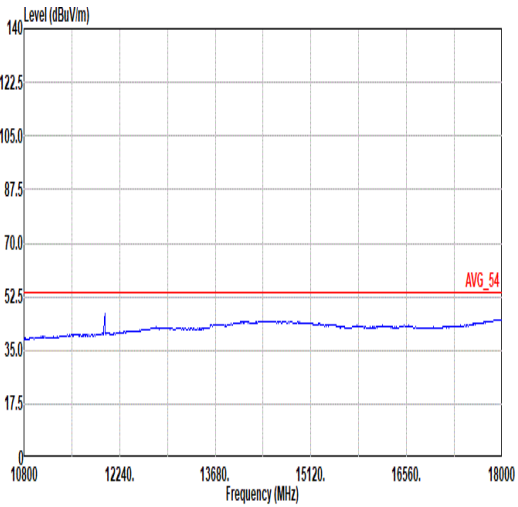
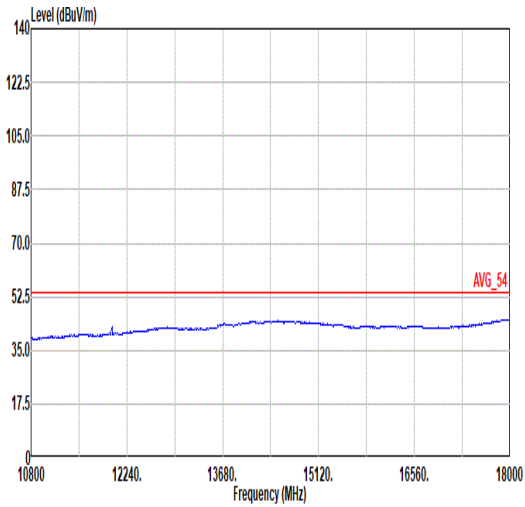
Mode	4																																																																				
	Band Edge																																																																				
	2400-2483.5_Bluetooth BR_GFSK_CH00_2402MHz																																																																				
ANT	4																																																																				
Pol.	Vertical						Fundamental																																																														
Peak																																																																					
	Site : 03CH22-HY Condition: PEAK_BE_74 3m DRH18-E_LE2C04A18EN_240711 VERTICAL : RBW:1000.000kHz VBW:3000.000kHz SMT:Auto																																																																				
	<table><tr><th></th><th>Limit</th><th>Read</th><th>Ant</th><th>Cable</th><th>Preamp</th><th>Aux</th><th>APos</th><th>TPos</th><th></th></tr><tr><th>Freq</th><th>Level</th><th>Line</th><th>Margin</th><th>Level</th><th>Factor</th><th>Loss</th><th>Factor</th><th>Factor</th><th>Remark</th></tr><tr><th></th><th>MHz</th><th>dBuV/m</th><th>dBuV/m</th><th>dB</th><th>dBuV</th><th>dB/m</th><th>dB</th><th>dB</th><th>cm</th><th>deg</th></tr><tr><td>1</td><td>2389.67</td><td>42.69</td><td>74.00</td><td>-31.31</td><td>39.95</td><td>26.70</td><td>8.63</td><td>32.59</td><td>0.00</td><td>200</td><td>289</td><td>PEAK</td></tr><tr><td>2</td><td>2389.67</td><td>17.93</td><td>54.00</td><td>-36.07</td><td>--</td><td>--</td><td>--</td><td>--</td><td>--</td><td>200</td><td>289</td><td>AVERAGE</td></tr></table>													Limit	Read	Ant	Cable	Preamp	Aux	APos	TPos		Freq	Level	Line	Margin	Level	Factor	Loss	Factor	Factor	Remark		MHz	dBuV/m	dBuV/m	dB	dBuV	dB/m	dB	dB	cm	deg	1	2389.67	42.69	74.00	-31.31	39.95	26.70	8.63	32.59	0.00	200	289	PEAK	2	2389.67	17.93	54.00	-36.07	--	--	--	--	--	200	289	AVERAGE
	Limit	Read	Ant	Cable	Preamp	Aux	APos	TPos																																																													
Freq	Level	Line	Margin	Level	Factor	Loss	Factor	Factor	Remark																																																												
	MHz	dBuV/m	dBuV/m	dB	dBuV	dB/m	dB	dB	cm	deg																																																											
1	2389.67	42.69	74.00	-31.31	39.95	26.70	8.63	32.59	0.00	200	289	PEAK																																																									
2	2389.67	17.93	54.00	-36.07	--	--	--	--	--	200	289	AVERAGE																																																									
	Site : 03CH22-HY Condition: PEAK_74 3m DRH18-E_LE2C04A18EN_240711 VERTICAL : RBW:1000.000kHz VBW:3000.000kHz SMT:Auto																																																																				
	<table><tr><th></th><th>Limit</th><th>Read</th><th>Ant</th><th>Cable</th><th>Preamp</th><th>Aux</th><th>APos</th><th>TPos</th><th></th></tr><tr><th>Freq</th><th>Level</th><th>Line</th><th>Margin</th><th>Level</th><th>Factor</th><th>Loss</th><th>Factor</th><th>Factor</th><th>Remark</th></tr><tr><th></th><th>MHz</th><th>dBuV/m</th><th>dBuV/m</th><th>dB</th><th>dBuV</th><th>dB/m</th><th>dB</th><th>dB</th><th>cm</th><th>deg</th></tr><tr><td>1</td><td>2402.00</td><td>100.11</td><td>-----</td><td>-----</td><td>105.24</td><td>26.82</td><td>8.65</td><td>32.60</td><td>0.00</td><td>200</td><td>289</td><td>PEAK</td></tr><tr><td>2</td><td>2402.00</td><td>83.35</td><td>-----</td><td>-----</td><td>--</td><td>--</td><td>--</td><td>--</td><td>--</td><td>200</td><td>289</td><td>AVERAGE</td></tr></table>													Limit	Read	Ant	Cable	Preamp	Aux	APos	TPos		Freq	Level	Line	Margin	Level	Factor	Loss	Factor	Factor	Remark		MHz	dBuV/m	dBuV/m	dB	dBuV	dB/m	dB	dB	cm	deg	1	2402.00	100.11	-----	-----	105.24	26.82	8.65	32.60	0.00	200	289	PEAK	2	2402.00	83.35	-----	-----	--	--	--	--	--	200	289	AVERAGE
	Limit	Read	Ant	Cable	Preamp	Aux	APos	TPos																																																													
Freq	Level	Line	Margin	Level	Factor	Loss	Factor	Factor	Remark																																																												
	MHz	dBuV/m	dBuV/m	dB	dBuV	dB/m	dB	dB	cm	deg																																																											
1	2402.00	100.11	-----	-----	105.24	26.82	8.65	32.60	0.00	200	289	PEAK																																																									
2	2402.00	83.35	-----	-----	--	--	--	--	--	200	289	AVERAGE																																																									



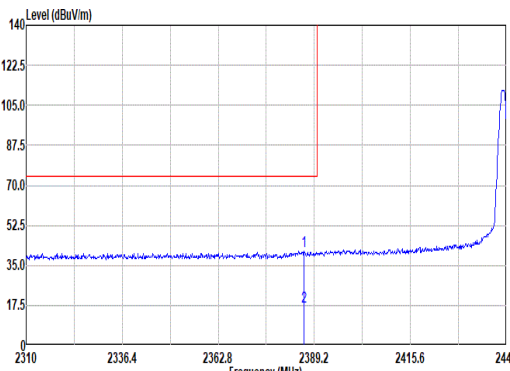
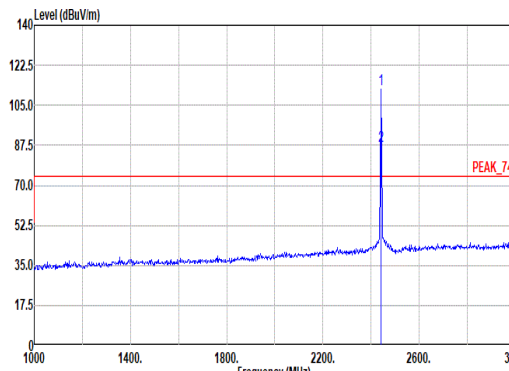
	4																																																																																		
Mode	Harmonic																																																																																		
	2400-2483.5_Bluetooth BR_GFSK_CH00_2402MHz																																																																																		
ANT	4																																																																																		
Pol.	Horizontal							Vertical																																																																											
Peak  Avg																																																																																			
	Site : 03CH22-HY Condition: PEAK_74 3m DRH18-E_LE2C04A18EN_240711 HORIZONTAL																																																																																		
<table><tr><th></th><th>Freq</th><th>Level</th><th>Limit</th><th>Line</th><th>Margin</th><th>Read</th><th>Ant</th><th>Cable</th><th>Preamp</th><th>Aux</th><th>APos</th><th>TPos</th><th>Remark</th></tr><tr><th></th><th>MHz</th><th>dBuV/m</th><th>dBuV/m</th><th>dB</th><th>dBuV</th><th>dB/m</th><th>dB</th><th>dB</th><th>dB</th><th>dB</th><th>cm</th><th>deg</th><th></th></tr><tr><td>1</td><td>4804.00</td><td>43.76</td><td>74.00</td><td>-30.24</td><td>32.13</td><td>32.40</td><td>12.42</td><td>33.67</td><td>0.48</td><td>--</td><td>--</td><td>--</td><td>PEAK</td></tr><tr><td>2</td><td>4804.00</td><td>19.00</td><td>54.00</td><td>-35.00</td><td>--</td><td>--</td><td>--</td><td>--</td><td>--</td><td>--</td><td>--</td><td>--</td><td>Average</td></tr><tr><td>3</td><td>7206.00</td><td>56.61</td><td>-----</td><td>-----</td><td>40.56</td><td>36.06</td><td>15.29</td><td>36.45</td><td>0.35</td><td>--</td><td>--</td><td>--</td><td>Peak</td></tr></table>															Freq	Level	Limit	Line	Margin	Read	Ant	Cable	Preamp	Aux	APos	TPos	Remark		MHz	dBuV/m	dBuV/m	dB	dBuV	dB/m	dB	dB	dB	dB	cm	deg		1	4804.00	43.76	74.00	-30.24	32.13	32.40	12.42	33.67	0.48	--	--	--	PEAK	2	4804.00	19.00	54.00	-35.00	--	--	--	--	--	--	--	--	Average	3	7206.00	56.61	-----	-----	40.56	36.06	15.29	36.45	0.35	--	--	--	Peak
	Freq	Level	Limit	Line	Margin	Read	Ant	Cable	Preamp	Aux	APos	TPos	Remark																																																																						
	MHz	dBuV/m	dBuV/m	dB	dBuV	dB/m	dB	dB	dB	dB	cm	deg																																																																							
1	4804.00	43.76	74.00	-30.24	32.13	32.40	12.42	33.67	0.48	--	--	--	PEAK																																																																						
2	4804.00	19.00	54.00	-35.00	--	--	--	--	--	--	--	--	Average																																																																						
3	7206.00	56.61	-----	-----	40.56	36.06	15.29	36.45	0.35	--	--	--	Peak																																																																						
Site : 03CH22-HY Condition: PEAK_74 3m DRH18-E_LE2C04A18EN_240711 VERTICAL																																																																																			
<table><tr><th></th><th>Freq</th><th>Level</th><th>Limit</th><th>Line</th><th>Margin</th><th>Read</th><th>Ant</th><th>Cable</th><th>Preamp</th><th>Aux</th><th>APos</th><th>TPos</th><th>Remark</th></tr><tr><th></th><th>MHz</th><th>dBuV/m</th><th>dBuV/m</th><th>dB</th><th>dBuV</th><th>dB/m</th><th>dB</th><th>dB</th><th>dB</th><th>dB</th><th>cm</th><th>deg</th><th></th></tr><tr><td>1</td><td>4804.00</td><td>44.16</td><td>74.00</td><td>-29.84</td><td>32.53</td><td>32.40</td><td>12.42</td><td>33.67</td><td>0.48</td><td>--</td><td>--</td><td>--</td><td>PEAK</td></tr><tr><td>2</td><td>4804.00</td><td>19.40</td><td>54.00</td><td>-34.60</td><td>--</td><td>--</td><td>--</td><td>--</td><td>--</td><td>--</td><td>--</td><td>--</td><td>Average</td></tr><tr><td>3</td><td>7206.00</td><td>55.95</td><td>-----</td><td>-----</td><td>39.90</td><td>36.06</td><td>15.29</td><td>36.45</td><td>0.35</td><td>--</td><td>--</td><td>--</td><td>Peak</td></tr></table>															Freq	Level	Limit	Line	Margin	Read	Ant	Cable	Preamp	Aux	APos	TPos	Remark		MHz	dBuV/m	dBuV/m	dB	dBuV	dB/m	dB	dB	dB	dB	cm	deg		1	4804.00	44.16	74.00	-29.84	32.53	32.40	12.42	33.67	0.48	--	--	--	PEAK	2	4804.00	19.40	54.00	-34.60	--	--	--	--	--	--	--	--	Average	3	7206.00	55.95	-----	-----	39.90	36.06	15.29	36.45	0.35	--	--	--	Peak
	Freq	Level	Limit	Line	Margin	Read	Ant	Cable	Preamp	Aux	APos	TPos	Remark																																																																						
	MHz	dBuV/m	dBuV/m	dB	dBuV	dB/m	dB	dB	dB	dB	cm	deg																																																																							
1	4804.00	44.16	74.00	-29.84	32.53	32.40	12.42	33.67	0.48	--	--	--	PEAK																																																																						
2	4804.00	19.40	54.00	-34.60	--	--	--	--	--	--	--	--	Average																																																																						
3	7206.00	55.95	-----	-----	39.90	36.06	15.29	36.45	0.35	--	--	--	Peak																																																																						

**Remark: The unwanted signal 7206.000MHz can be ignored since it falls within the non-restricted band and meet the requirements of 15.247 (d).**

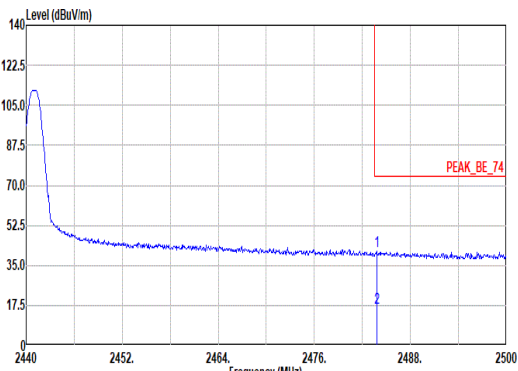


Mode	4	
	Harmonic	
	2400-2483.5_Bluetooth BR_GFSK_CH00_2402MHz	
ANT	4	
Pol.	Horizontal	Vertical
10.8G ~18G Avg	 <p>Site : 03CH22-HY Condition: AVG_54 3m DRH18-E_LE2C04A18EN_240711 HORIZONTAL</p>	 <p>Site : 03CH22-HY Condition: AVG_54 3m DRH18-E_LE2C04A18EN_240711 VERTICAL</p>

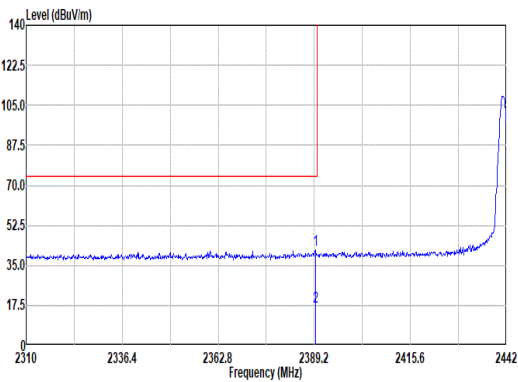
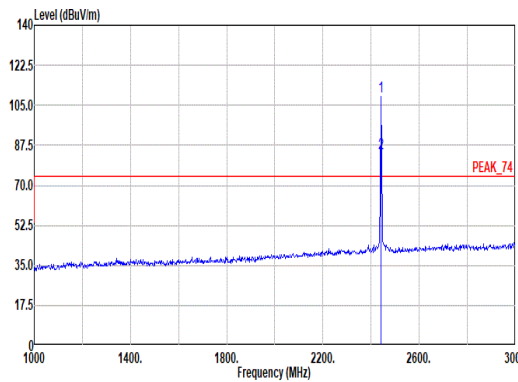


Mode	5																																																																																																																												
	Band Edge - L																																																																																																																												
	2400-2483.5_Bluetooth BR_GFSK_CH39_2441MHz																																																																																																																												
ANT	4																																																																																																																												
Pol.	Horizontal						Fundamental																																																																																																																						
Peak																																																																																																																													
	Site : 03CH22-HY Condition: PEAK_BE_74 3m DRH18-E_LE2C04A18EN_240711 HORIZONTAL : RBW:1000.000kHz VBW:3000.000kHz SMT:Auto						Site : 03CH22-HY Condition: PEAK_74 3m DRH18-E_LE2C04A18EN_240711 HORIZONTAL : RBW:1000.000kHz VBW:3000.000kHz SMT:Auto																																																																																																																						
	<table><thead><tr><th></th><th>Limit</th><th>Read</th><th>Ant</th><th>Cable</th><th>Preamp</th><th>Aux</th><th>APos</th><th>TPos</th><th></th></tr><tr><th>Freq</th><th>Level</th><th>Line</th><th>Margin</th><th>Level</th><th>Factor</th><th>Loss</th><th>Factor</th><th>Factor</th><th>Remark</th></tr><tr><th></th><th>MHz</th><th>dBuV/m</th><th>dBuV/m</th><th>dB</th><th>dBuV</th><th>dB/m</th><th>dB</th><th>dB</th><th>cm</th><th>deg</th></tr></thead><tbody><tr><td>1</td><td>2386.30</td><td>41.45</td><td>74.00</td><td>-32.55</td><td>38.67</td><td>26.74</td><td>8.62</td><td>32.58</td><td>0.00</td><td>162</td><td>221</td><td>PEAK</td></tr><tr><td>2</td><td>2386.30</td><td>16.69</td><td>54.00</td><td>-37.31</td><td>--</td><td>--</td><td>--</td><td>--</td><td>--</td><td>162</td><td>221</td><td>AVERAGE</td></tr></tbody></table>							Limit	Read	Ant	Cable	Preamp	Aux	APos	TPos		Freq	Level	Line	Margin	Level	Factor	Loss	Factor	Factor	Remark		MHz	dBuV/m	dBuV/m	dB	dBuV	dB/m	dB	dB	cm	deg	1	2386.30	41.45	74.00	-32.55	38.67	26.74	8.62	32.58	0.00	162	221	PEAK	2	2386.30	16.69	54.00	-37.31	--	--	--	--	--	162	221	AVERAGE	<table><thead><tr><th></th><th>Limit</th><th>Read</th><th>Ant</th><th>Cable</th><th>Preamp</th><th>Aux</th><th>APos</th><th>TPos</th><th></th></tr><tr><th>Freq</th><th>Level</th><th>Line</th><th>Margin</th><th>Level</th><th>Factor</th><th>Loss</th><th>Factor</th><th>Factor</th><th>Remark</th></tr><tr><th></th><th>MHz</th><th>dBuV/m</th><th>dBuV/m</th><th>dB</th><th>dBuV</th><th>dB/m</th><th>dB</th><th>dB</th><th>cm</th><th>deg</th></tr></thead><tbody><tr><td>1</td><td>2441.00</td><td>111.76</td><td>-----</td><td>-----</td><td>108.93</td><td>26.72</td><td>8.73</td><td>32.62</td><td>0.00</td><td>162</td><td>221</td><td>PEAK</td></tr><tr><td>2</td><td>2441.00</td><td>87.00</td><td>-----</td><td>-----</td><td>--</td><td>--</td><td>--</td><td>--</td><td>--</td><td>162</td><td>221</td><td>AVERAGE</td></tr></tbody></table>							Limit	Read	Ant	Cable	Preamp	Aux	APos	TPos		Freq	Level	Line	Margin	Level	Factor	Loss	Factor	Factor	Remark		MHz	dBuV/m	dBuV/m	dB	dBuV	dB/m	dB	dB	cm	deg	1	2441.00	111.76	-----	-----	108.93	26.72	8.73	32.62	0.00	162	221	PEAK	2	2441.00	87.00	-----	-----	--	--	--	--	--	162	221
	Limit	Read	Ant	Cable	Preamp	Aux	APos	TPos																																																																																																																					
Freq	Level	Line	Margin	Level	Factor	Loss	Factor	Factor	Remark																																																																																																																				
	MHz	dBuV/m	dBuV/m	dB	dBuV	dB/m	dB	dB	cm	deg																																																																																																																			
1	2386.30	41.45	74.00	-32.55	38.67	26.74	8.62	32.58	0.00	162	221	PEAK																																																																																																																	
2	2386.30	16.69	54.00	-37.31	--	--	--	--	--	162	221	AVERAGE																																																																																																																	
	Limit	Read	Ant	Cable	Preamp	Aux	APos	TPos																																																																																																																					
Freq	Level	Line	Margin	Level	Factor	Loss	Factor	Factor	Remark																																																																																																																				
	MHz	dBuV/m	dBuV/m	dB	dBuV	dB/m	dB	dB	cm	deg																																																																																																																			
1	2441.00	111.76	-----	-----	108.93	26.72	8.73	32.62	0.00	162	221	PEAK																																																																																																																	
2	2441.00	87.00	-----	-----	--	--	--	--	--	162	221	AVERAGE																																																																																																																	



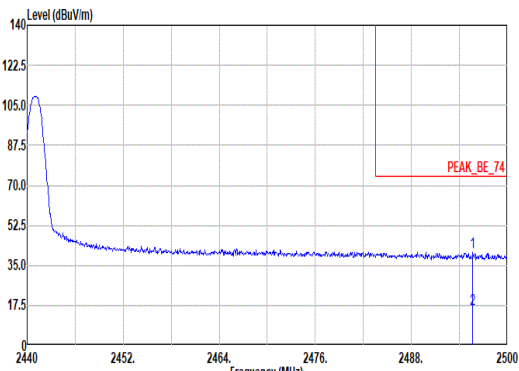
Mode	5																																																							
	Band Edge - R																																																							
	2400-2483.5_Bluetooth BR_GFSK_CH39_2441MHz																																																							
ANT	4																																																							
Pol.	Horizontal	Fundamental																																																						
Peak	<div><p>Site : 03CH22-HY Condition: PEAK_BE_74 3m DRH18-E_LE2C04A18EN_240711 HORIZONTAL : RBW:1000.000kHz VBW:3000.000kHz SMT:Auto</p><table><tr><th></th><th>Freq</th><th>Level</th><th>Limit</th><th>Line</th><th>Margin</th><th>Read</th><th>Ant</th><th>Cable</th><th>Preamp</th><th>Aux</th><th>APos</th><th>TPos</th><th>Remark</th></tr><tr><th></th><th>MHz</th><th>dBuV/m</th><th>dBuV/m</th><th>dB</th><th>dB</th><th>dBuV</th><th>dB/m</th><th>dB</th><th>dB</th><th>dB</th><th>cm</th><th>deg</th><th></th></tr><tr><td>1</td><td>2483.00</td><td>40.97</td><td>74.00</td><td>-33.03</td><td>38.11</td><td>26.70</td><td>8.81</td><td>32.65</td><td>0.00</td><td>162</td><td>221</td><td>PEAK</td></tr><tr><td>2</td><td>2483.00</td><td>16.21</td><td>54.00</td><td>-37.79</td><td>--</td><td>--</td><td>--</td><td>--</td><td>--</td><td>162</td><td>221</td><td>AVERAGE</td></tr></table></div>		Freq	Level	Limit	Line	Margin	Read	Ant	Cable	Preamp	Aux	APos	TPos	Remark		MHz	dBuV/m	dBuV/m	dB	dB	dBuV	dB/m	dB	dB	dB	cm	deg		1	2483.00	40.97	74.00	-33.03	38.11	26.70	8.81	32.65	0.00	162	221	PEAK	2	2483.00	16.21	54.00	-37.79	--	--	--	--	--	162	221	AVERAGE	Blank
	Freq	Level	Limit	Line	Margin	Read	Ant	Cable	Preamp	Aux	APos	TPos	Remark																																											
	MHz	dBuV/m	dBuV/m	dB	dB	dBuV	dB/m	dB	dB	dB	cm	deg																																												
1	2483.00	40.97	74.00	-33.03	38.11	26.70	8.81	32.65	0.00	162	221	PEAK																																												
2	2483.00	16.21	54.00	-37.79	--	--	--	--	--	162	221	AVERAGE																																												



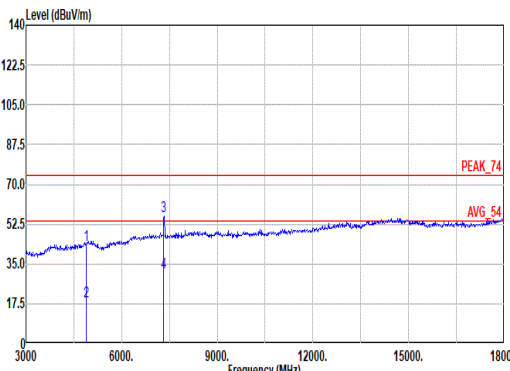
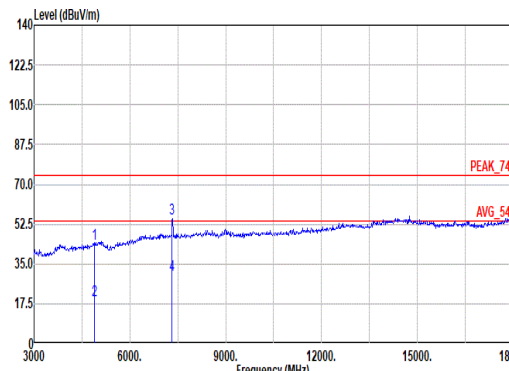
Mode	5																																																																																																																												
	Band Edge - L																																																																																																																												
	2400-2483.5_Bluetooth BR_GFSK_CH39_2441MHz																																																																																																																												
ANT	4																																																																																																																												
Pol.	Vertical						Fundamental																																																																																																																						
Peak																																																																																																																													
	Site : 03CH22-HY Condition: PEAK_BE_74 3m DRH18-E_LE2C04A18EN_240711 VERTICAL : RBW:1000.000kHz VBW:3000.000kHz SMT:Auto						Site : 03CH22-HY Condition: PEAK_74 3m DRH18-E_LE2C04A18EN_240711 VERTICAL : RBW:1000.000kHz VBW:3000.000kHz SMT:Auto																																																																																																																						
	<table><thead><tr><th></th><th>Limit</th><th>Read</th><th>Ant</th><th>Cable</th><th>Preamp</th><th>Aux</th><th>APos</th><th>TPos</th><th></th></tr><tr><th>Freq</th><th>Level</th><th>Line Margin</th><th>Level Factor</th><th>Loss Factor</th><th>Factor</th><th>Factor</th><th></th><th></th><th>Remark</th></tr><tr><th></th><th>MHz</th><th>dBuV/m</th><th>dBuV/m</th><th>dB</th><th>dBuV</th><th>dB/m</th><th>dB</th><th>dB</th><th>cm</th><th>deg</th></tr></thead><tbody><tr><td>1</td><td>2389.46</td><td>41.50</td><td>74.00</td><td>-32.50</td><td>38.75</td><td>26.71</td><td>8.63</td><td>32.59</td><td>0.00</td><td>200</td><td>290</td><td>PEAK</td></tr><tr><td>2</td><td>2389.46</td><td>16.74</td><td>54.00</td><td>-37.26</td><td>--</td><td>--</td><td>--</td><td>--</td><td>--</td><td>200</td><td>290</td><td>AVERAGE</td></tr></tbody></table>							Limit	Read	Ant	Cable	Preamp	Aux	APos	TPos		Freq	Level	Line Margin	Level Factor	Loss Factor	Factor	Factor			Remark		MHz	dBuV/m	dBuV/m	dB	dBuV	dB/m	dB	dB	cm	deg	1	2389.46	41.50	74.00	-32.50	38.75	26.71	8.63	32.59	0.00	200	290	PEAK	2	2389.46	16.74	54.00	-37.26	--	--	--	--	--	200	290	AVERAGE	<table><thead><tr><th></th><th>Limit</th><th>Read</th><th>Ant</th><th>Cable</th><th>Preamp</th><th>Aux</th><th>APos</th><th>TPos</th><th></th></tr><tr><th>Freq</th><th>Level</th><th>Line Margin</th><th>Level Factor</th><th>Loss Factor</th><th>Factor</th><th>Factor</th><th></th><th></th><th>Remark</th></tr><tr><th></th><th>MHz</th><th>dBuV/m</th><th>dBuV/m</th><th>dB</th><th>dBuV</th><th>dB/m</th><th>dB</th><th>dB</th><th>cm</th><th>deg</th></tr></thead><tbody><tr><td>1</td><td>2441.00</td><td>100.93</td><td>-----</td><td>-----</td><td>106.10</td><td>26.72</td><td>8.73</td><td>32.62</td><td>0.00</td><td>200</td><td>290</td><td>PEAK</td></tr><tr><td>2</td><td>2441.00</td><td>84.17</td><td>-----</td><td>-----</td><td>--</td><td>--</td><td>--</td><td>--</td><td>--</td><td>200</td><td>290</td><td>AVERAGE</td></tr></tbody></table>							Limit	Read	Ant	Cable	Preamp	Aux	APos	TPos		Freq	Level	Line Margin	Level Factor	Loss Factor	Factor	Factor			Remark		MHz	dBuV/m	dBuV/m	dB	dBuV	dB/m	dB	dB	cm	deg	1	2441.00	100.93	-----	-----	106.10	26.72	8.73	32.62	0.00	200	290	PEAK	2	2441.00	84.17	-----	-----	--	--	--	--	--	200	290
	Limit	Read	Ant	Cable	Preamp	Aux	APos	TPos																																																																																																																					
Freq	Level	Line Margin	Level Factor	Loss Factor	Factor	Factor			Remark																																																																																																																				
	MHz	dBuV/m	dBuV/m	dB	dBuV	dB/m	dB	dB	cm	deg																																																																																																																			
1	2389.46	41.50	74.00	-32.50	38.75	26.71	8.63	32.59	0.00	200	290	PEAK																																																																																																																	
2	2389.46	16.74	54.00	-37.26	--	--	--	--	--	200	290	AVERAGE																																																																																																																	
	Limit	Read	Ant	Cable	Preamp	Aux	APos	TPos																																																																																																																					
Freq	Level	Line Margin	Level Factor	Loss Factor	Factor	Factor			Remark																																																																																																																				
	MHz	dBuV/m	dBuV/m	dB	dBuV	dB/m	dB	dB	cm	deg																																																																																																																			
1	2441.00	100.93	-----	-----	106.10	26.72	8.73	32.62	0.00	200	290	PEAK																																																																																																																	
2	2441.00	84.17	-----	-----	--	--	--	--	--	200	290	AVERAGE																																																																																																																	



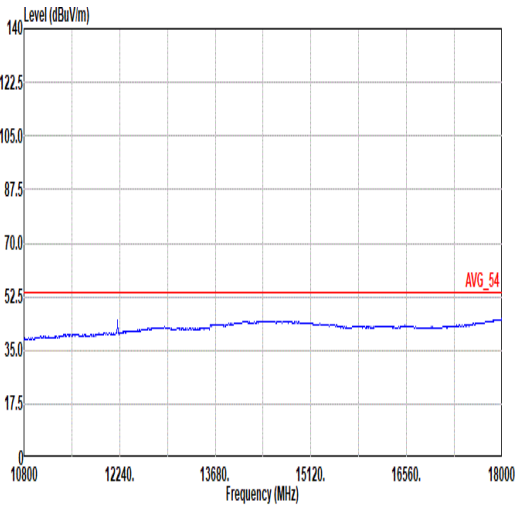
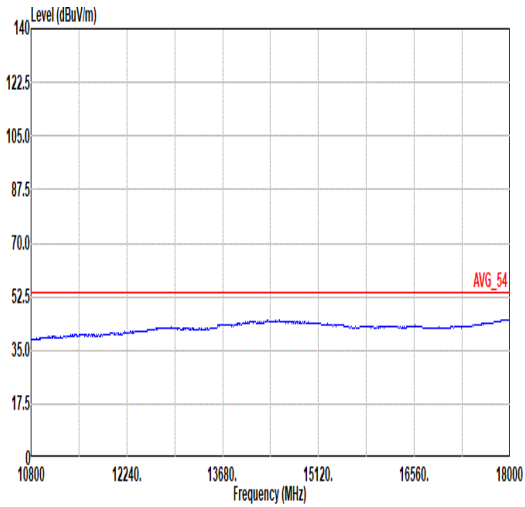


Mode	5																																																									
	Band Edge - R																																																									
	2400-2483.5_Bluetooth BR_GFSK_CH39_2441MHz																																																									
ANT	4																																																									
Pol.	Vertical	Fundamental																																																								
Peak	<div><p>Site : 03CH22-HY Condition: PEAK_BE_74 3m DRH18-E_LE2C04A18EN_240711 VERTICAL : RBW:1000.000kHz VBW:3000.000kHz SMT:Auto</p><table><tr><th></th><th>Freq</th><th>Level</th><th>Limit</th><th>Line</th><th>Margin</th><th>Read</th><th>Ant</th><th>Cable</th><th>Preamp</th><th>Aux</th><th>APos</th><th>TPos</th><th>Remark</th></tr><tr><th></th><th>MHz</th><th>dBuV/m</th><th>dBuV/m</th><th>dB</th><th>dB</th><th>dBuV</th><th>dB/m</th><th>dB</th><th>dB</th><th>dB</th><th>cm</th><th>deg</th><th></th></tr><tr><td>1</td><td>2495.68</td><td>40.55</td><td>74.00</td><td>-33.45</td><td></td><td>37.68</td><td>26.70</td><td>8.83</td><td>32.66</td><td>0.00</td><td>200</td><td>290</td><td>PEAK</td></tr><tr><td>2</td><td>2495.68</td><td>15.79</td><td>54.00</td><td>-38.21</td><td></td><td>--</td><td>--</td><td>--</td><td>--</td><td>--</td><td>200</td><td>290</td><td>AVERAGE</td></tr></table></div>		Freq	Level	Limit	Line	Margin	Read	Ant	Cable	Preamp	Aux	APos	TPos	Remark		MHz	dBuV/m	dBuV/m	dB	dB	dBuV	dB/m	dB	dB	dB	cm	deg		1	2495.68	40.55	74.00	-33.45		37.68	26.70	8.83	32.66	0.00	200	290	PEAK	2	2495.68	15.79	54.00	-38.21		--	--	--	--	--	200	290	AVERAGE	Blank
	Freq	Level	Limit	Line	Margin	Read	Ant	Cable	Preamp	Aux	APos	TPos	Remark																																													
	MHz	dBuV/m	dBuV/m	dB	dB	dBuV	dB/m	dB	dB	dB	cm	deg																																														
1	2495.68	40.55	74.00	-33.45		37.68	26.70	8.83	32.66	0.00	200	290	PEAK																																													
2	2495.68	15.79	54.00	-38.21		--	--	--	--	--	200	290	AVERAGE																																													

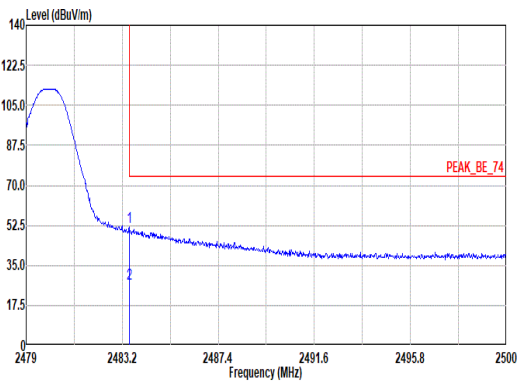
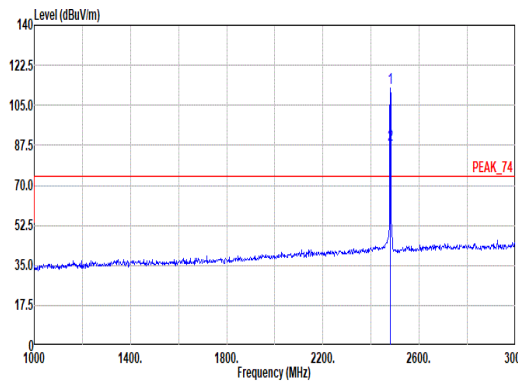


Mode	5																																																																																															
	Harmonic																																																																																															
	2400-2483.5_Bluetooth BR_GFSK_CH39_2441MHz																																																																																															
ANT	4																																																																																															
Pol.	Horizontal						Vertical																																																																																									
Peak Avg																																																																																																
	Site : 03CH22-HY Condition: PEAK_74 3m DRH18-E_LE2C04A18EN_240711 HORIZONTAL						Site : 03CH22-HY Condition: PEAK_74 3m DRH18-E_LE2C04A18EN_240711 VERTICAL																																																																																									
<table><tr><th></th><th>Freq</th><th>Level</th><th>Limit</th><th>Line</th><th>Margin</th><th>Read</th><th>Ant</th><th>Cable</th><th>Preamp</th><th>Aux</th><th>APos</th><th>TPos</th><th>Remark</th></tr><tr><th></th><th>MHz</th><th>dBuV/m</th><th>dBuV/m</th><th>dB</th><th></th><th>dBuV</th><th>dB/m</th><th>dB</th><th>dB</th><th>dB</th><th>cm</th><th>deg</th><th></th></tr><tr><td>1</td><td>4882.00</td><td>43.49</td><td>74.00</td><td>-30.51</td><td></td><td>31.71</td><td>32.46</td><td>12.49</td><td>33.67</td><td>0.50</td><td>--</td><td>--</td><td>Peak</td></tr><tr><td>2</td><td>4882.00</td><td>18.73</td><td>54.00</td><td>-35.27</td><td></td><td>--</td><td>--</td><td>--</td><td>--</td><td>--</td><td>--</td><td>--</td><td>Average</td></tr><tr><td>3</td><td>7323.00</td><td>56.10</td><td>74.00</td><td>-17.90</td><td></td><td>39.66</td><td>37.20</td><td>15.41</td><td>36.61</td><td>0.44</td><td>--</td><td>--</td><td>Peak</td></tr><tr><td>4</td><td>7323.00</td><td>31.34</td><td>54.00</td><td>-22.66</td><td></td><td>--</td><td>--</td><td>--</td><td>--</td><td>--</td><td>--</td><td>--</td><td>Average</td></tr></table>														Freq	Level	Limit	Line	Margin	Read	Ant	Cable	Preamp	Aux	APos	TPos	Remark		MHz	dBuV/m	dBuV/m	dB		dBuV	dB/m	dB	dB	dB	cm	deg		1	4882.00	43.49	74.00	-30.51		31.71	32.46	12.49	33.67	0.50	--	--	Peak	2	4882.00	18.73	54.00	-35.27		--	--	--	--	--	--	--	Average	3	7323.00	56.10	74.00	-17.90		39.66	37.20	15.41	36.61	0.44	--	--	Peak	4	7323.00	31.34	54.00	-22.66		--	--	--	--	--	--	--	Average
	Freq	Level	Limit	Line	Margin	Read	Ant	Cable	Preamp	Aux	APos	TPos	Remark																																																																																			
	MHz	dBuV/m	dBuV/m	dB		dBuV	dB/m	dB	dB	dB	cm	deg																																																																																				
1	4882.00	43.49	74.00	-30.51		31.71	32.46	12.49	33.67	0.50	--	--	Peak																																																																																			
2	4882.00	18.73	54.00	-35.27		--	--	--	--	--	--	--	Average																																																																																			
3	7323.00	56.10	74.00	-17.90		39.66	37.20	15.41	36.61	0.44	--	--	Peak																																																																																			
4	7323.00	31.34	54.00	-22.66		--	--	--	--	--	--	--	Average																																																																																			



<b>Mode</b>	<b>5</b>	
	<b>Harmonic</b>	
	<b>2400-2483.5_Bluetooth BR_GFSK_CH39_2441MHz</b>	
<b>ANT</b>	<b>4</b>	
<b>Pol.</b>	<b>Horizontal</b>	<b>Vertical</b>
<b>10.8G ~18G Avg</b>	<div><p>Site : 03CH22-HY Condition: AVG_54 3m DRH18-E_LE2C04A18EN_240711 HORIZONTAL</p></div>	<div><p>Site : 03CH22-HY Condition: AVG_54 3m DRH18-E_LE2C04A18EN_240711 VERTICAL</p></div>

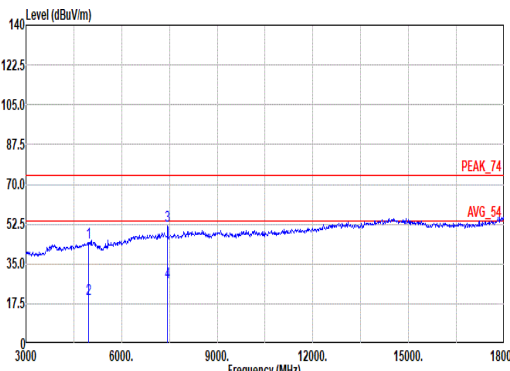
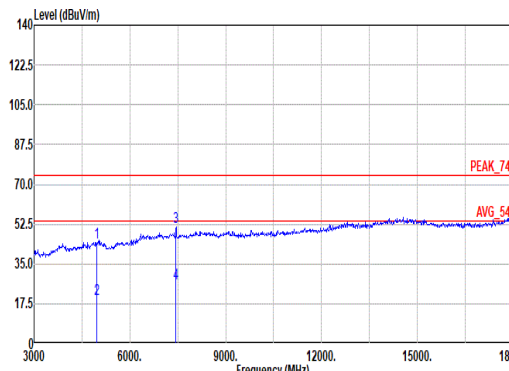


		6																																																																																																																											
Mode	Band Edge																																																																																																																												
	2400-2483.5_Bluetooth BR_GFSK_CH78_2480MHz																																																																																																																												
ANT	4																																																																																																																												
Pol.	Horizontal						Fundamental																																																																																																																						
Peak																																																																																																																													
	Site : 03CH22-HY Condition: PEAK_BE_74 3m DRH18-E_LE2C04A18EN_240711 HORIZONTAL : RBW:1000.000kHz VBW:3000.000kHz SMT:Auto						Site : 03CH22-HY Condition: PEAK_74 3m DRH18-E_LE2C04A18EN_240711 HORIZONTAL : RBW:1000.000kHz VBW:3000.000kHz SMT:Auto																																																																																																																						
	<table><thead><tr><th></th><th>Limit</th><th>Read</th><th>Ant</th><th>Cable</th><th>Preamp</th><th>Aux</th><th>APos</th><th>TPos</th><th></th></tr><tr><th>Freq</th><th>Level</th><th>Line</th><th>Level</th><th>Factor</th><th>Loss</th><th>Factor</th><th>Factor</th><th></th><th>Remark</th></tr><tr><th></th><th>MHz</th><th>dBuV/m</th><th>dBuV/m</th><th>dB</th><th>dBuV</th><th>dB/m</th><th>dB</th><th>dB</th><th>cm</th><th>deg</th></tr></thead><tbody><tr><td>1</td><td>2483.52</td><td>51.55</td><td>74.00</td><td>-22.45</td><td>48.70</td><td>26.70</td><td>8.80</td><td>32.65</td><td>0.00</td><td>114</td><td>221</td><td>PEAK</td></tr><tr><td>2</td><td>2483.52</td><td>26.79</td><td>54.00</td><td>-27.21</td><td>--</td><td>--</td><td>--</td><td>--</td><td>--</td><td>114</td><td>221</td><td>AVERAGE</td></tr></tbody></table>							Limit	Read	Ant	Cable	Preamp	Aux	APos	TPos		Freq	Level	Line	Level	Factor	Loss	Factor	Factor		Remark		MHz	dBuV/m	dBuV/m	dB	dBuV	dB/m	dB	dB	cm	deg	1	2483.52	51.55	74.00	-22.45	48.70	26.70	8.80	32.65	0.00	114	221	PEAK	2	2483.52	26.79	54.00	-27.21	--	--	--	--	--	114	221	AVERAGE	<table><thead><tr><th></th><th>Limit</th><th>Read</th><th>Ant</th><th>Cable</th><th>Preamp</th><th>Aux</th><th>APos</th><th>TPos</th><th></th></tr><tr><th>Freq</th><th>Level</th><th>Line</th><th>Level</th><th>Factor</th><th>Loss</th><th>Factor</th><th>Factor</th><th></th><th>Remark</th></tr><tr><th></th><th>MHz</th><th>dBuV/m</th><th>dBuV/m</th><th>dB</th><th>dBuV</th><th>dB/m</th><th>dB</th><th>dB</th><th>cm</th><th>deg</th></tr></thead><tbody><tr><td>1</td><td>2480.00</td><td>112.27</td><td>-----</td><td>-----</td><td>109.42</td><td>26.70</td><td>8.80</td><td>32.65</td><td>0.00</td><td>114</td><td>221</td><td>PEAK</td></tr><tr><td>2</td><td>2480.00</td><td>87.51</td><td>-----</td><td>-----</td><td>--</td><td>--</td><td>--</td><td>--</td><td>--</td><td>114</td><td>221</td><td>AVERAGE</td></tr></tbody></table>							Limit	Read	Ant	Cable	Preamp	Aux	APos	TPos		Freq	Level	Line	Level	Factor	Loss	Factor	Factor		Remark		MHz	dBuV/m	dBuV/m	dB	dBuV	dB/m	dB	dB	cm	deg	1	2480.00	112.27	-----	-----	109.42	26.70	8.80	32.65	0.00	114	221	PEAK	2	2480.00	87.51	-----	-----	--	--	--	--	--	114	221
	Limit	Read	Ant	Cable	Preamp	Aux	APos	TPos																																																																																																																					
Freq	Level	Line	Level	Factor	Loss	Factor	Factor		Remark																																																																																																																				
	MHz	dBuV/m	dBuV/m	dB	dBuV	dB/m	dB	dB	cm	deg																																																																																																																			
1	2483.52	51.55	74.00	-22.45	48.70	26.70	8.80	32.65	0.00	114	221	PEAK																																																																																																																	
2	2483.52	26.79	54.00	-27.21	--	--	--	--	--	114	221	AVERAGE																																																																																																																	
	Limit	Read	Ant	Cable	Preamp	Aux	APos	TPos																																																																																																																					
Freq	Level	Line	Level	Factor	Loss	Factor	Factor		Remark																																																																																																																				
	MHz	dBuV/m	dBuV/m	dB	dBuV	dB/m	dB	dB	cm	deg																																																																																																																			
1	2480.00	112.27	-----	-----	109.42	26.70	8.80	32.65	0.00	114	221	PEAK																																																																																																																	
2	2480.00	87.51	-----	-----	--	--	--	--	--	114	221	AVERAGE																																																																																																																	

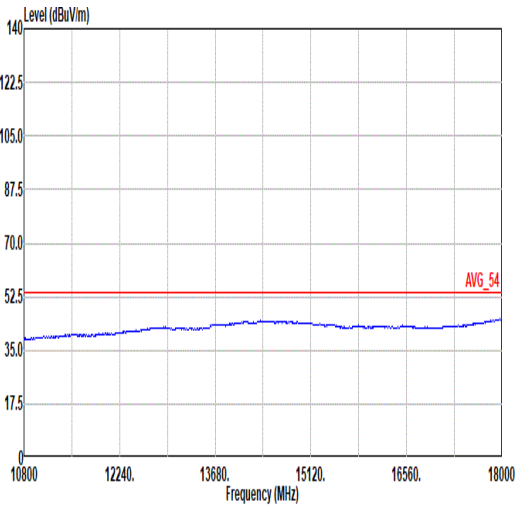
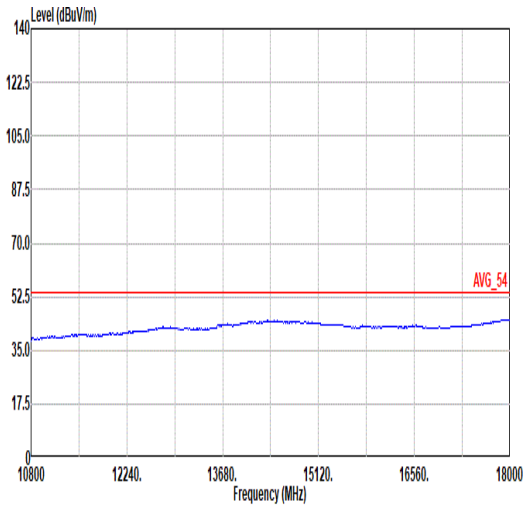


Mode	6																																																																																																																			
	Band Edge																																																																																																																			
	2400-2483.5_Bluetooth BR_GFSK_CH78_2480MHz																																																																																																																			
ANT	4																																																																																																																			
Pol.	Vertical	Fundamental																																																																																																																		
Peak	<div><p>Site : 03CH22-HY Condition: PEAK_BE_74 3m DRH18-E_LE2C04A18EN_240711 VERTICAL : RBW:1000.000kHz VBW:3000.000kHz SMT:Auto</p><table><tr><th></th><th>Limit</th><th>Read</th><th>Ant</th><th>Cable</th><th>Preamp</th><th>Aux</th><th>APos</th><th>TPos</th><th></th></tr><tr><th>Freq</th><th>Level</th><th>Line Margin</th><th>Level Factor</th><th>Loss Factor</th><th>Factor</th><th>Factor</th><th></th><th></th><th>Remark</th></tr><tr><th></th><th>MHz</th><th>dBuV/m</th><th>dBuV/m</th><th>dB</th><th>dBuV</th><th>dB/m</th><th>dB</th><th>dB</th><th>cm</th><th>deg</th></tr><tr><td>1</td><td>2483.62</td><td>49.03</td><td>74.00</td><td>-24.97</td><td>46.18</td><td>26.70</td><td>8.00</td><td>32.65</td><td>0.00</td><td>214</td><td>292</td><td>PEAK</td></tr><tr><td>2</td><td>2483.62</td><td>24.27</td><td>54.00</td><td>-29.73</td><td>--</td><td>--</td><td>--</td><td>--</td><td>--</td><td>214</td><td>292</td><td>AVERAGE</td></tr></table></div>		Limit	Read	Ant	Cable	Preamp	Aux	APos	TPos		Freq	Level	Line Margin	Level Factor	Loss Factor	Factor	Factor			Remark		MHz	dBuV/m	dBuV/m	dB	dBuV	dB/m	dB	dB	cm	deg	1	2483.62	49.03	74.00	-24.97	46.18	26.70	8.00	32.65	0.00	214	292	PEAK	2	2483.62	24.27	54.00	-29.73	--	--	--	--	--	214	292	AVERAGE	<div><p>Site : 03CH22-HY Condition: PEAK_74 3m DRH18-E_LE2C04A18EN_240711 VERTICAL : RBW:1000.000kHz VBW:3000.000kHz SMT:Auto</p><table><tr><th></th><th>Limit</th><th>Read</th><th>Ant</th><th>Cable</th><th>Preamp</th><th>Aux</th><th>APos</th><th>TPos</th><th></th></tr><tr><th>Freq</th><th>Level</th><th>Line Margin</th><th>Level Factor</th><th>Loss Factor</th><th>Factor</th><th>Factor</th><th></th><th></th><th>Remark</th></tr><tr><th></th><th>MHz</th><th>dBuV/m</th><th>dBuV/m</th><th>dB</th><th>dBuV</th><th>dB/m</th><th>dB</th><th>dB</th><th>cm</th><th>deg</th></tr><tr><td>1</td><td>2480.00</td><td>110.18</td><td>-----</td><td>-----</td><td>107.33</td><td>26.70</td><td>8.00</td><td>32.65</td><td>0.00</td><td>214</td><td>292</td><td>PEAK</td></tr><tr><td>2</td><td>2480.00</td><td>85.42</td><td>-----</td><td>-----</td><td>--</td><td>--</td><td>--</td><td>--</td><td>--</td><td>214</td><td>292</td><td>AVERAGE</td></tr></table></div>		Limit	Read	Ant	Cable	Preamp	Aux	APos	TPos		Freq	Level	Line Margin	Level Factor	Loss Factor	Factor	Factor			Remark		MHz	dBuV/m	dBuV/m	dB	dBuV	dB/m	dB	dB	cm	deg	1	2480.00	110.18	-----	-----	107.33	26.70	8.00	32.65	0.00	214	292	PEAK	2	2480.00	85.42	-----	-----	--	--	--	--	--	214	292	AVERAGE
	Limit	Read	Ant	Cable	Preamp	Aux	APos	TPos																																																																																																												
Freq	Level	Line Margin	Level Factor	Loss Factor	Factor	Factor			Remark																																																																																																											
	MHz	dBuV/m	dBuV/m	dB	dBuV	dB/m	dB	dB	cm	deg																																																																																																										
1	2483.62	49.03	74.00	-24.97	46.18	26.70	8.00	32.65	0.00	214	292	PEAK																																																																																																								
2	2483.62	24.27	54.00	-29.73	--	--	--	--	--	214	292	AVERAGE																																																																																																								
	Limit	Read	Ant	Cable	Preamp	Aux	APos	TPos																																																																																																												
Freq	Level	Line Margin	Level Factor	Loss Factor	Factor	Factor			Remark																																																																																																											
	MHz	dBuV/m	dBuV/m	dB	dBuV	dB/m	dB	dB	cm	deg																																																																																																										
1	2480.00	110.18	-----	-----	107.33	26.70	8.00	32.65	0.00	214	292	PEAK																																																																																																								
2	2480.00	85.42	-----	-----	--	--	--	--	--	214	292	AVERAGE																																																																																																								

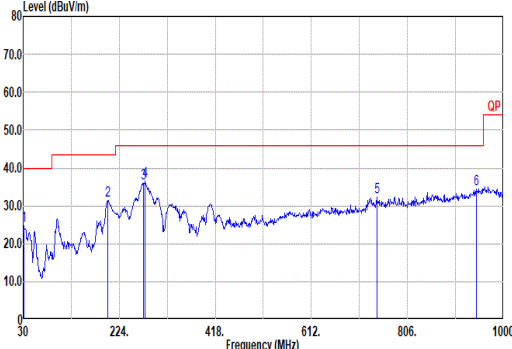
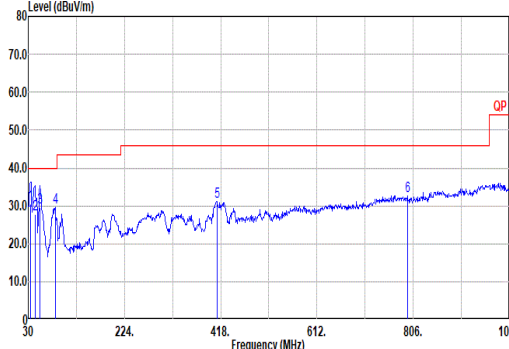


Mode	6										
	Harmonic										
	2400-2483.5_Bluetooth BR_GFSK_CH78_2480MHz										
ANT	4										
Pol.	Horizontal						Vertical				
Peak Avg											
	Site : 03CH22-HY Condition: PEAK_74 3m DRH18-E_LE2C04A18EN_240711 HORIZONTAL						Site : 03CH22-HY Condition: PEAK_74 3m DRH18-E_LE2C04A18EN_240711 VERTICAL				
	Freq	Level	Limit Line Margin	Read Level	Ant Factor	Cable Loss Factor	Preamp Factor	Aux Factor	APos	TPos	Remark
	MHz	dBuV/m	dBuV/m	dB	dBuV	dB/m	dB	dB	dB	cm	deg
1	4960.00	44.23	74.00 -29.77	32.11	32.70	12.56	33.67	0.53	--	--	PEAK
2	4960.00	19.47	54.00 -34.53	--	--	--	--	--	--	--	Average
3	7440.00	51.84	74.00 -22.16	35.31	37.26	15.55	36.79	0.51	--	--	PEAK
4	7440.00	27.08	54.00 -26.92	--	--	--	--	--	--	--	Average
	Freq	Level	Limit Line Margin	Read Level	Ant Factor	Cable Loss Factor	Preamp Factor	Aux Factor	APos	TPos	Remark
	MHz	dBuV/m	dBuV/m	dB	dBuV	dB/m	dB	dB	dB	cm	deg
1	4960.00	44.22	74.00 -29.78	32.10	32.70	12.56	33.67	0.53	--	--	PEAK
2	4960.00	19.46	54.00 -34.54	--	--	--	--	--	--	--	Average
3	7440.00	51.32	74.00 -22.68	34.79	37.26	15.55	36.79	0.51	--	--	PEAK
4	7440.00	26.56	54.00 -27.44	--	--	--	--	--	--	--	Average



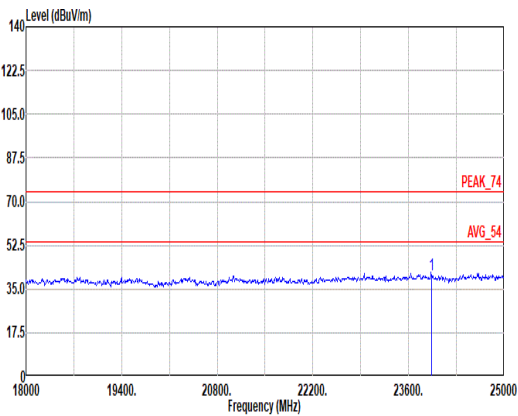
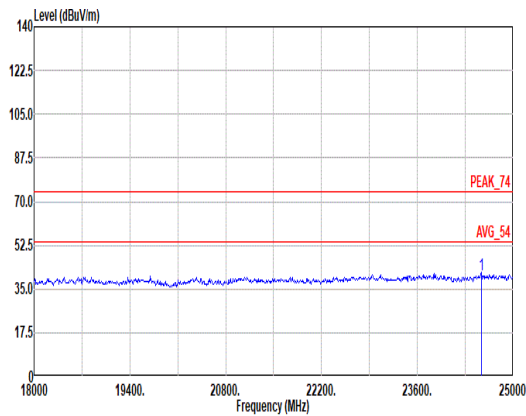
Mode	6	
	Harmonic	
	2400-2483.5_Bluetooth BR_GFSK_CH78_2480MHz	
ANT	4	
Pol.	Horizontal	Vertical
10.8G ~18G Avg	 <p>Site : 03CH22-HY Condition: AVG_54 3m DRH18-E_LE2C04A18EN_240711 HORIZONTAL</p>	 <p>Site : 03CH22-HY Condition: AVG_54 3m DRH18-E_LE2C04A18EN_240711 VERTICAL</p>



Mode	25																																																																																																																																																																																																													
	LF																																																																																																																																																																																																													
	2400-2483.5_Bluetooth BR_GFSK_CH78_2480MHz																																																																																																																																																																																																													
ANT	3																																																																																																																																																																																																													
Pol.	Horizontal	Vertical																																																																																																																																																																																																												
QP/ Peak	<div><p>Site : 03CH20-HY Condition: QP 3m Bilog_55606 &amp; 08_241127 HORIZONTAL</p><table><tr><th></th><th>Limit</th><th>Read</th><th>Ant</th><th>Cable</th><th>Preamp</th><th>Aux</th><th>APos</th><th>TPos</th><th>Remark</th></tr><tr><th>Freq</th><th>Level</th><th>Line Margin</th><th>Level Factor</th><th>Loss Factor</th><th>Factor</th><th>Factor</th><th></th><th></th><th></th></tr><tr><th>MHz</th><th>dBuV/m</th><th>dBuV/m</th><th>dB</th><th>dB/m</th><th>dB</th><th>dB</th><th>dB</th><th>cm</th><th>deg</th></tr><tr><td>1</td><td>30.97</td><td>24.78</td><td>40.00</td><td>-15.22</td><td>35.18</td><td>24.12</td><td>0.98</td><td>35.75</td><td>0.25</td><td>--</td><td>Peak</td></tr><tr><td>2</td><td>208.72</td><td>31.52</td><td>43.50</td><td>-11.98</td><td>49.22</td><td>15.09</td><td>2.52</td><td>35.51</td><td>0.20</td><td>--</td><td>Peak</td></tr><tr><td>3</td><td>272.58</td><td>36.07</td><td>46.00</td><td>-9.93</td><td>49.39</td><td>18.91</td><td>2.93</td><td>35.35</td><td>0.19</td><td>--</td><td>Peak</td></tr><tr><td>4</td><td>276.38</td><td>36.65</td><td>46.00</td><td>-9.35</td><td>50.01</td><td>18.84</td><td>2.95</td><td>35.34</td><td>0.19</td><td>--</td><td>Peak</td></tr><tr><td>5</td><td>743.92</td><td>32.18</td><td>46.00</td><td>-13.82</td><td>33.01</td><td>28.11</td><td>4.83</td><td>33.91</td><td>0.14</td><td>--</td><td>Peak</td></tr><tr><td>6</td><td>944.71</td><td>34.56</td><td>46.00</td><td>-11.44</td><td>31.00</td><td>30.41</td><td>5.42</td><td>33.18</td><td>0.11</td><td>--</td><td>Peak</td></tr></table></div>		Limit	Read	Ant	Cable	Preamp	Aux	APos	TPos	Remark	Freq	Level	Line Margin	Level Factor	Loss Factor	Factor	Factor				MHz	dBuV/m	dBuV/m	dB	dB/m	dB	dB	dB	cm	deg	1	30.97	24.78	40.00	-15.22	35.18	24.12	0.98	35.75	0.25	--	Peak	2	208.72	31.52	43.50	-11.98	49.22	15.09	2.52	35.51	0.20	--	Peak	3	272.58	36.07	46.00	-9.93	49.39	18.91	2.93	35.35	0.19	--	Peak	4	276.38	36.65	46.00	-9.35	50.01	18.84	2.95	35.34	0.19	--	Peak	5	743.92	32.18	46.00	-13.82	33.01	28.11	4.83	33.91	0.14	--	Peak	6	944.71	34.56	46.00	-11.44	31.00	30.41	5.42	33.18	0.11	--	Peak	<div><p>Site : 03CH20-HY Condition: QP 3m Bilog_55606 &amp; 08_241127 VERTICAL</p><table><tr><th></th><th>Limit</th><th>Read</th><th>Ant</th><th>Cable</th><th>Preamp</th><th>Aux</th><th>APos</th><th>TPos</th><th>Remark</th></tr><tr><th>Freq</th><th>Level</th><th>Line Margin</th><th>Level Factor</th><th>Loss Factor</th><th>Factor</th><th>Factor</th><th></th><th></th><th></th></tr><tr><th>MHz</th><th>dBuV/m</th><th>dBuV/m</th><th>dB</th><th>dB/m</th><th>dB</th><th>dB</th><th>dB</th><th>cm</th><th>deg</th></tr><tr><td>1</td><td>34.85</td><td>30.51</td><td>40.00</td><td>-9.49</td><td>42.76</td><td>22.26</td><td>1.04</td><td>35.75</td><td>0.20</td><td>100</td><td>359 QP</td></tr><tr><td>2</td><td>43.58</td><td>27.85</td><td>40.00</td><td>-12.15</td><td>44.72</td><td>17.48</td><td>1.17</td><td>35.75</td><td>0.23</td><td>100</td><td>16 QP</td></tr><tr><td>3</td><td>54.25</td><td>29.68</td><td>40.00</td><td>-10.32</td><td>50.88</td><td>13.00</td><td>1.30</td><td>35.73</td><td>0.23</td><td>100</td><td>360 QP</td></tr><tr><td>4</td><td>84.32</td><td>29.63</td><td>40.00</td><td>-10.37</td><td>49.55</td><td>13.93</td><td>1.64</td><td>35.70</td><td>0.21</td><td>--</td><td>Peak</td></tr><tr><td>5</td><td>410.24</td><td>31.23</td><td>46.00</td><td>-14.77</td><td>40.32</td><td>22.15</td><td>3.59</td><td>34.98</td><td>0.15</td><td>--</td><td>Peak</td></tr><tr><td>6</td><td>794.36</td><td>32.61</td><td>46.00</td><td>-13.39</td><td>33.00</td><td>28.19</td><td>4.97</td><td>33.71</td><td>0.16</td><td>--</td><td>Peak</td></tr></table></div>		Limit	Read	Ant	Cable	Preamp	Aux	APos	TPos	Remark	Freq	Level	Line Margin	Level Factor	Loss Factor	Factor	Factor				MHz	dBuV/m	dBuV/m	dB	dB/m	dB	dB	dB	cm	deg	1	34.85	30.51	40.00	-9.49	42.76	22.26	1.04	35.75	0.20	100	359 QP	2	43.58	27.85	40.00	-12.15	44.72	17.48	1.17	35.75	0.23	100	16 QP	3	54.25	29.68	40.00	-10.32	50.88	13.00	1.30	35.73	0.23	100	360 QP	4	84.32	29.63	40.00	-10.37	49.55	13.93	1.64	35.70	0.21	--	Peak	5	410.24	31.23	46.00	-14.77	40.32	22.15	3.59	34.98	0.15	--	Peak	6	794.36	32.61	46.00	-13.39	33.00	28.19	4.97	33.71	0.16	--	Peak
	Limit	Read	Ant	Cable	Preamp	Aux	APos	TPos	Remark																																																																																																																																																																																																					
Freq	Level	Line Margin	Level Factor	Loss Factor	Factor	Factor																																																																																																																																																																																																								
MHz	dBuV/m	dBuV/m	dB	dB/m	dB	dB	dB	cm	deg																																																																																																																																																																																																					
1	30.97	24.78	40.00	-15.22	35.18	24.12	0.98	35.75	0.25	--	Peak																																																																																																																																																																																																			
2	208.72	31.52	43.50	-11.98	49.22	15.09	2.52	35.51	0.20	--	Peak																																																																																																																																																																																																			
3	272.58	36.07	46.00	-9.93	49.39	18.91	2.93	35.35	0.19	--	Peak																																																																																																																																																																																																			
4	276.38	36.65	46.00	-9.35	50.01	18.84	2.95	35.34	0.19	--	Peak																																																																																																																																																																																																			
5	743.92	32.18	46.00	-13.82	33.01	28.11	4.83	33.91	0.14	--	Peak																																																																																																																																																																																																			
6	944.71	34.56	46.00	-11.44	31.00	30.41	5.42	33.18	0.11	--	Peak																																																																																																																																																																																																			
	Limit	Read	Ant	Cable	Preamp	Aux	APos	TPos	Remark																																																																																																																																																																																																					
Freq	Level	Line Margin	Level Factor	Loss Factor	Factor	Factor																																																																																																																																																																																																								
MHz	dBuV/m	dBuV/m	dB	dB/m	dB	dB	dB	cm	deg																																																																																																																																																																																																					
1	34.85	30.51	40.00	-9.49	42.76	22.26	1.04	35.75	0.20	100	359 QP																																																																																																																																																																																																			
2	43.58	27.85	40.00	-12.15	44.72	17.48	1.17	35.75	0.23	100	16 QP																																																																																																																																																																																																			
3	54.25	29.68	40.00	-10.32	50.88	13.00	1.30	35.73	0.23	100	360 QP																																																																																																																																																																																																			
4	84.32	29.63	40.00	-10.37	49.55	13.93	1.64	35.70	0.21	--	Peak																																																																																																																																																																																																			
5	410.24	31.23	46.00	-14.77	40.32	22.15	3.59	34.98	0.15	--	Peak																																																																																																																																																																																																			
6	794.36	32.61	46.00	-13.39	33.00	28.19	4.97	33.71	0.16	--	Peak																																																																																																																																																																																																			



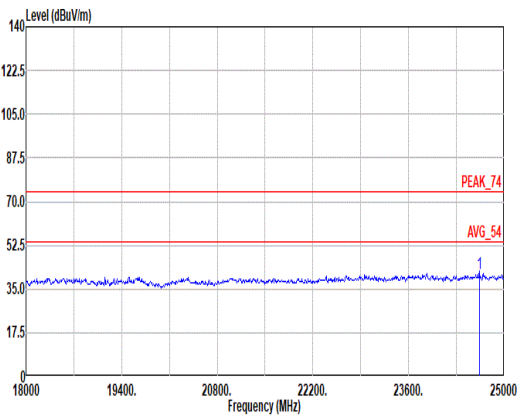
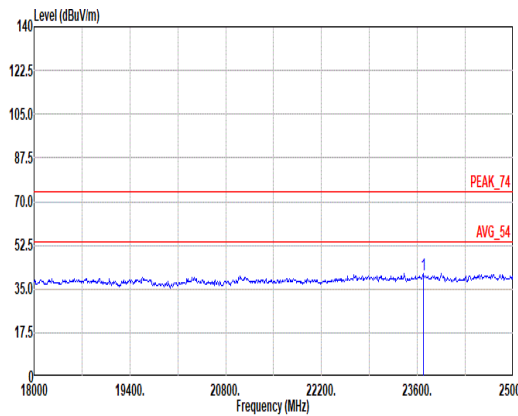


Mode	26																																																					
	SHF																																																					
	2400-2483.5_Bluetooth BR_GFSK_CH78_2480MHz																																																					
ANT	3																																																					
Pol.	Horizontal																																																					
Peak																																																						
	Site : 03CH22-HY Condition: PEAK_74 1m SHF_1225_240624 HORIZONTAL																																																					
	<table><tr><th></th><th>Freq</th><th>Level</th><th>Limit</th><th>Line</th><th>Margin</th><th>Read</th><th>Ant</th><th>Cable</th><th>Preamp</th><th>Aux</th><th>APos</th><th>TPos</th><th>Remark</th></tr><tr><th></th><th>MHz</th><th>dBuV/m</th><th>dBuV/m</th><th>dB</th><th>dB</th><th>dBuV</th><th>dB/m</th><th>dB</th><th>dB</th><th>dB</th><th>cm</th><th>deg</th><th></th></tr><tr><td>1</td><td>23934.82</td><td>40.89</td><td>74.00</td><td>-33.11</td><td>42.94</td><td>38.77</td><td>28.92</td><td>60.20</td><td>-9.54</td><td>--</td><td>--</td><td>--</td><td>PEAK</td></tr></table>														Freq	Level	Limit	Line	Margin	Read	Ant	Cable	Preamp	Aux	APos	TPos	Remark		MHz	dBuV/m	dBuV/m	dB	dB	dBuV	dB/m	dB	dB	dB	cm	deg		1	23934.82	40.89	74.00	-33.11	42.94	38.77	28.92	60.20	-9.54	--	--	--
	Freq	Level	Limit	Line	Margin	Read	Ant	Cable	Preamp	Aux	APos	TPos	Remark																																									
	MHz	dBuV/m	dBuV/m	dB	dB	dBuV	dB/m	dB	dB	dB	cm	deg																																										
1	23934.82	40.89	74.00	-33.11	42.94	38.77	28.92	60.20	-9.54	--	--	--	PEAK																																									
Peak																																																						
	Site : 03CH22-HY Condition: PEAK_74 1m SHF_1225_240624 VERTICAL																																																					
	<table><tr><th></th><th>Freq</th><th>Level</th><th>Limit</th><th>Line</th><th>Margin</th><th>Read</th><th>Ant</th><th>Cable</th><th>Preamp</th><th>Aux</th><th>APos</th><th>TPos</th><th>Remark</th></tr><tr><th></th><th>MHz</th><th>dBuV/m</th><th>dBuV/m</th><th>dB</th><th>dB</th><th>dBuV</th><th>dB/m</th><th>dB</th><th>dB</th><th>dB</th><th>cm</th><th>deg</th><th></th></tr><tr><td>1</td><td>24532.06</td><td>40.94</td><td>74.00</td><td>-33.06</td><td>42.38</td><td>39.30</td><td>29.27</td><td>60.47</td><td>-9.54</td><td>--</td><td>--</td><td>--</td><td>PEAK</td></tr></table>														Freq	Level	Limit	Line	Margin	Read	Ant	Cable	Preamp	Aux	APos	TPos	Remark		MHz	dBuV/m	dBuV/m	dB	dB	dBuV	dB/m	dB	dB	dB	cm	deg		1	24532.06	40.94	74.00	-33.06	42.38	39.30	29.27	60.47	-9.54	--	--	--
	Freq	Level	Limit	Line	Margin	Read	Ant	Cable	Preamp	Aux	APos	TPos	Remark																																									
	MHz	dBuV/m	dBuV/m	dB	dB	dBuV	dB/m	dB	dB	dB	cm	deg																																										
1	24532.06	40.94	74.00	-33.06	42.38	39.30	29.27	60.47	-9.54	--	--	--	PEAK																																									



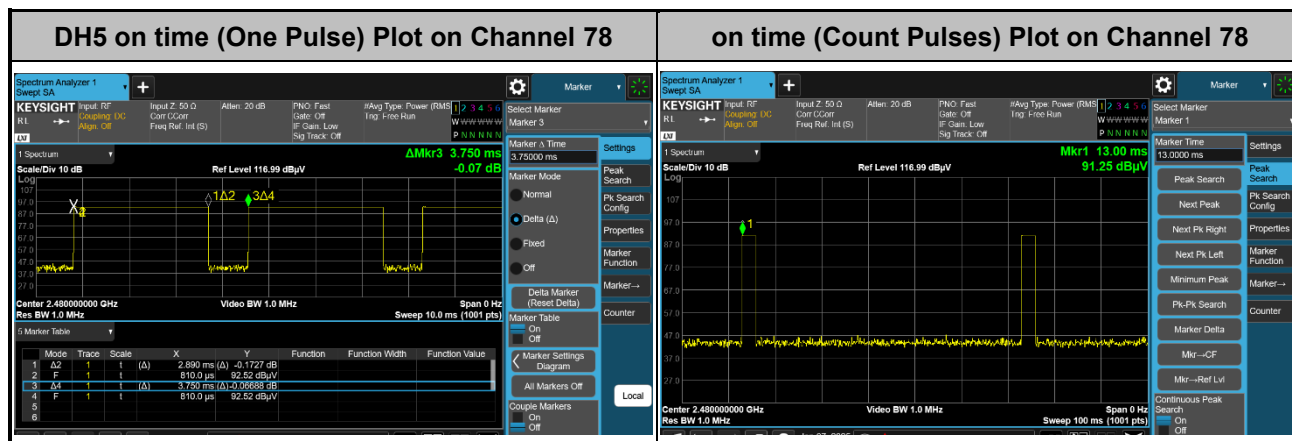
Mode	29																																																																																																																	
	LF																																																																																																																	
	2400-2483.5_Bluetooth BR_GFSK_CH39_2441MHz																																																																																																																	
ANT	4																																																																																																																	
Pol.	Horizontal																																																																																																																	
QP/ Peak																																																																																																																		
	Site : 03CH20-HY Condition: QP 3m Bilog_55606 & 08_241127 HORIZONTAL																																																																																																																	
	<table><tr><th></th><th>Limit</th><th>Read</th><th>Ant</th><th>Cable</th><th>Preamp</th><th>Aux</th><th>APos</th><th>TPos</th><th>Remark</th></tr><tr><th>Freq</th><th>Level</th><th>Line</th><th>Margin</th><th>Level</th><th>Factor</th><th>Loss</th><th>Factor</th><th>Factor</th><th></th></tr><tr><th></th><th>MHz</th><th>dBuV/m</th><th>dBuV/m</th><th>dB</th><th>dBuV</th><th>dB/m</th><th>dB</th><th>dB</th><th>cm</th><th>deg</th></tr><tr><td>1</td><td>34.85</td><td>24.88</td><td>40.00</td><td>-15.12</td><td>37.13</td><td>22.26</td><td>1.04</td><td>35.75</td><td>0.20</td><td>--</td><td>Peak</td></tr><tr><td>2</td><td>203.63</td><td>32.27</td><td>43.50</td><td>-11.23</td><td>49.09</td><td>15.14</td><td>2.54</td><td>35.50</td><td>0.20</td><td>--</td><td>Peak</td></tr><tr><td>3</td><td>272.50</td><td>35.06</td><td>46.00</td><td>-10.94</td><td>48.38</td><td>18.91</td><td>2.93</td><td>35.35</td><td>0.19</td><td>--</td><td>Peak</td></tr><tr><td>4</td><td>274.44</td><td>34.67</td><td>46.00</td><td>-11.33</td><td>48.02</td><td>18.86</td><td>2.94</td><td>35.34</td><td>0.19</td><td>--</td><td>Peak</td></tr><tr><td>5</td><td>863.23</td><td>33.13</td><td>46.00</td><td>-12.87</td><td>32.07</td><td>29.19</td><td>5.19</td><td>33.44</td><td>0.12</td><td>--</td><td>Peak</td></tr><tr><td>6</td><td>946.65</td><td>35.38</td><td>46.00</td><td>-10.62</td><td>32.50</td><td>30.53</td><td>5.42</td><td>33.17</td><td>0.10</td><td>--</td><td>Peak</td></tr></table>												Limit	Read	Ant	Cable	Preamp	Aux	APos	TPos	Remark	Freq	Level	Line	Margin	Level	Factor	Loss	Factor	Factor			MHz	dBuV/m	dBuV/m	dB	dBuV	dB/m	dB	dB	cm	deg	1	34.85	24.88	40.00	-15.12	37.13	22.26	1.04	35.75	0.20	--	Peak	2	203.63	32.27	43.50	-11.23	49.09	15.14	2.54	35.50	0.20	--	Peak	3	272.50	35.06	46.00	-10.94	48.38	18.91	2.93	35.35	0.19	--	Peak	4	274.44	34.67	46.00	-11.33	48.02	18.86	2.94	35.34	0.19	--	Peak	5	863.23	33.13	46.00	-12.87	32.07	29.19	5.19	33.44	0.12	--	Peak	6	946.65	35.38	46.00	-10.62	32.50	30.53	5.42	33.17	0.10	--	Peak
		Limit	Read	Ant	Cable	Preamp	Aux	APos	TPos	Remark																																																																																																								
	Freq	Level	Line	Margin	Level	Factor	Loss	Factor	Factor																																																																																																									
		MHz	dBuV/m	dBuV/m	dB	dBuV	dB/m	dB	dB	cm	deg																																																																																																							
	1	34.85	24.88	40.00	-15.12	37.13	22.26	1.04	35.75	0.20	--	Peak																																																																																																						
	2	203.63	32.27	43.50	-11.23	49.09	15.14	2.54	35.50	0.20	--	Peak																																																																																																						
	3	272.50	35.06	46.00	-10.94	48.38	18.91	2.93	35.35	0.19	--	Peak																																																																																																						
	4	274.44	34.67	46.00	-11.33	48.02	18.86	2.94	35.34	0.19	--	Peak																																																																																																						
5	863.23	33.13	46.00	-12.87	32.07	29.19	5.19	33.44	0.12	--	Peak																																																																																																							
6	946.65	35.38	46.00	-10.62	32.50	30.53	5.42	33.17	0.10	--	Peak																																																																																																							
Vertical																																																																																																																		
	Site : 03CH20-HY Condition: QP 3m Bilog_55606 & 08_241127 VERTICAL																																																																																																																	
	<table><tr><th></th><th>Limit</th><th>Read</th><th>Ant</th><th>Cable</th><th>Preamp</th><th>Aux</th><th>APos</th><th>TPos</th><th>Remark</th></tr><tr><th>Freq</th><th>Level</th><th>Line</th><th>Margin</th><th>Level</th><th>Factor</th><th>Loss</th><th>Factor</th><th>Factor</th><th></th></tr><tr><th></th><th>MHz</th><th>dBuV/m</th><th>dBuV/m</th><th>dB</th><th>dBuV</th><th>dB/m</th><th>dB</th><th>dB</th><th>cm</th><th>deg</th></tr><tr><td>1</td><td>35.82</td><td>30.44</td><td>40.00</td><td>-9.56</td><td>43.20</td><td>21.73</td><td>1.05</td><td>35.75</td><td>0.21</td><td>100</td><td>349 QP</td></tr><tr><td>2</td><td>41.64</td><td>31.33</td><td>40.00</td><td>-8.67</td><td>47.11</td><td>18.59</td><td>1.14</td><td>35.74</td><td>0.23</td><td>100</td><td>7 QP</td></tr><tr><td>3</td><td>46.49</td><td>32.61</td><td>40.00</td><td>-7.39</td><td>50.88</td><td>16.05</td><td>1.20</td><td>35.75</td><td>0.23</td><td>100</td><td>57 QP</td></tr><tr><td>4</td><td>203.63</td><td>29.23</td><td>43.50</td><td>-14.27</td><td>46.85</td><td>15.14</td><td>2.54</td><td>35.50</td><td>0.20</td><td>--</td><td>Peak</td></tr><tr><td>5</td><td>271.53</td><td>27.74</td><td>46.00</td><td>-18.26</td><td>40.98</td><td>19.00</td><td>2.92</td><td>35.35</td><td>0.19</td><td>--</td><td>Peak</td></tr><tr><td>6</td><td>423.82</td><td>31.66</td><td>46.00</td><td>-14.34</td><td>40.13</td><td>22.69</td><td>3.64</td><td>34.95</td><td>0.15</td><td>--</td><td>Peak</td></tr></table>												Limit	Read	Ant	Cable	Preamp	Aux	APos	TPos	Remark	Freq	Level	Line	Margin	Level	Factor	Loss	Factor	Factor			MHz	dBuV/m	dBuV/m	dB	dBuV	dB/m	dB	dB	cm	deg	1	35.82	30.44	40.00	-9.56	43.20	21.73	1.05	35.75	0.21	100	349 QP	2	41.64	31.33	40.00	-8.67	47.11	18.59	1.14	35.74	0.23	100	7 QP	3	46.49	32.61	40.00	-7.39	50.88	16.05	1.20	35.75	0.23	100	57 QP	4	203.63	29.23	43.50	-14.27	46.85	15.14	2.54	35.50	0.20	--	Peak	5	271.53	27.74	46.00	-18.26	40.98	19.00	2.92	35.35	0.19	--	Peak	6	423.82	31.66	46.00	-14.34	40.13	22.69	3.64	34.95	0.15	--	Peak
	Limit	Read	Ant	Cable	Preamp	Aux	APos	TPos	Remark																																																																																																									
Freq	Level	Line	Margin	Level	Factor	Loss	Factor	Factor																																																																																																										
	MHz	dBuV/m	dBuV/m	dB	dBuV	dB/m	dB	dB	cm	deg																																																																																																								
1	35.82	30.44	40.00	-9.56	43.20	21.73	1.05	35.75	0.21	100	349 QP																																																																																																							
2	41.64	31.33	40.00	-8.67	47.11	18.59	1.14	35.74	0.23	100	7 QP																																																																																																							
3	46.49	32.61	40.00	-7.39	50.88	16.05	1.20	35.75	0.23	100	57 QP																																																																																																							
4	203.63	29.23	43.50	-14.27	46.85	15.14	2.54	35.50	0.20	--	Peak																																																																																																							
5	271.53	27.74	46.00	-18.26	40.98	19.00	2.92	35.35	0.19	--	Peak																																																																																																							
6	423.82	31.66	46.00	-14.34	40.13	22.69	3.64	34.95	0.15	--	Peak																																																																																																							



Mode	30																																																																																									
	SHF																																																																																									
	2400-2483.5_Bluetooth BR_GFSK_CH39_2441MHz																																																																																									
ANT	4																																																																																									
Pol.	Horizontal						Vertical																																																																																			
Peak	<div><p>Site : 03CH22-HY Condition: PEAK_74 1m SHF_1225_240624 HORIZONTAL</p><table><tr><th>Freq</th><th>Level</th><th>Limit</th><th>Line</th><th>Margin</th><th>Read</th><th>Ant</th><th>Cable</th><th>Preamp</th><th>Aux</th><th>APos</th><th>TPos</th><th>Remark</th></tr><tr><th>MHz</th><th>dBuV/m</th><th>dBuV/m</th><th>dB</th><th>dB</th><th>dBuV</th><th>dB/m</th><th>dB</th><th>dB</th><th>dB</th><th>cm</th><th>deg</th><th></th></tr><tr><td>1 24635.50</td><td>41.19</td><td>74.00</td><td>-32.81</td><td>42.53</td><td>39.26</td><td>29.33</td><td>60.39</td><td>-9.54</td><td>--</td><td>--</td><td>--</td><td>PEAK</td></tr></table></div>						Freq	Level	Limit	Line	Margin	Read	Ant	Cable	Preamp	Aux	APos	TPos	Remark	MHz	dBuV/m	dBuV/m	dB	dB	dBuV	dB/m	dB	dB	dB	cm	deg		1 24635.50	41.19	74.00	-32.81	42.53	39.26	29.33	60.39	-9.54	--	--	--	PEAK	<div><p>Site : 03CH22-HY Condition: PEAK_74 1m SHF_1225_240624 VERTICAL</p><table><tr><th>Freq</th><th>Level</th><th>Limit</th><th>Line</th><th>Margin</th><th>Read</th><th>Ant</th><th>Cable</th><th>Preamp</th><th>Aux</th><th>APos</th><th>TPos</th><th>Remark</th></tr><tr><th>MHz</th><th>dBuV/m</th><th>dBuV/m</th><th>dB</th><th>dB</th><th>dBuV</th><th>dB/m</th><th>dB</th><th>dB</th><th>dB</th><th>cm</th><th>deg</th><th></th></tr><tr><td>1 23689.68</td><td>40.58</td><td>74.00</td><td>-33.42</td><td>42.79</td><td>38.80</td><td>28.73</td><td>60.20</td><td>-9.54</td><td>--</td><td>--</td><td>--</td><td>PEAK</td></tr></table></div>						Freq	Level	Limit	Line	Margin	Read	Ant	Cable	Preamp	Aux	APos	TPos	Remark	MHz	dBuV/m	dBuV/m	dB	dB	dBuV	dB/m	dB	dB	dB	cm	deg		1 23689.68	40.58	74.00	-33.42	42.79	38.80	28.73	60.20	-9.54	--	--	--	PEAK
Freq	Level	Limit	Line	Margin	Read	Ant	Cable	Preamp	Aux	APos	TPos	Remark																																																																														
MHz	dBuV/m	dBuV/m	dB	dB	dBuV	dB/m	dB	dB	dB	cm	deg																																																																															
1 24635.50	41.19	74.00	-32.81	42.53	39.26	29.33	60.39	-9.54	--	--	--	PEAK																																																																														
Freq	Level	Limit	Line	Margin	Read	Ant	Cable	Preamp	Aux	APos	TPos	Remark																																																																														
MHz	dBuV/m	dBuV/m	dB	dB	dBuV	dB/m	dB	dB	dB	cm	deg																																																																															
1 23689.68	40.58	74.00	-33.42	42.79	38.80	28.73	60.20	-9.54	--	--	--	PEAK																																																																														

## Appendix D. Duty Cycle Plots

<Ant. 3>



### Note:

1. Worst case Duty cycle = on time/100 milliseconds =  $2 * 2.89 / 100 = 5.78 \%$
2. Worst case Duty cycle correction factor =  $20 * \log(\text{Duty cycle}) = -24.76 \text{ dB}$
3. DH5 has the highest duty cycle worst case and is reported.

### Duty Cycle Correction Factor Consideration for AFH mode:

Bluetooth normal hopping rate is 1600Hz and reduced to 800Hz in AFH mode; due to the reduced number of hopping frequencies, with the same packet configuration the dwell time in each channel frequency within 100msec period is longer in AFH mode than normal mode.

In AFH mode, the minimum hopping frequencies are 20, to get the longest dwell time DH5 packet is observed; the on time period to have DH5 packet completing one hopping sequence is

$$2.89 \text{ ms} \times 20 \text{ channels} = 57.8 \text{ ms}$$

There cannot be 2 complete hopping sequences within 100ms period, considering the random hopping behavior, maximum 2 hops can be possibly observed within the period.  $[100 \text{ ms} / 57.8 \text{ ms}] = 2 \text{ hops}$

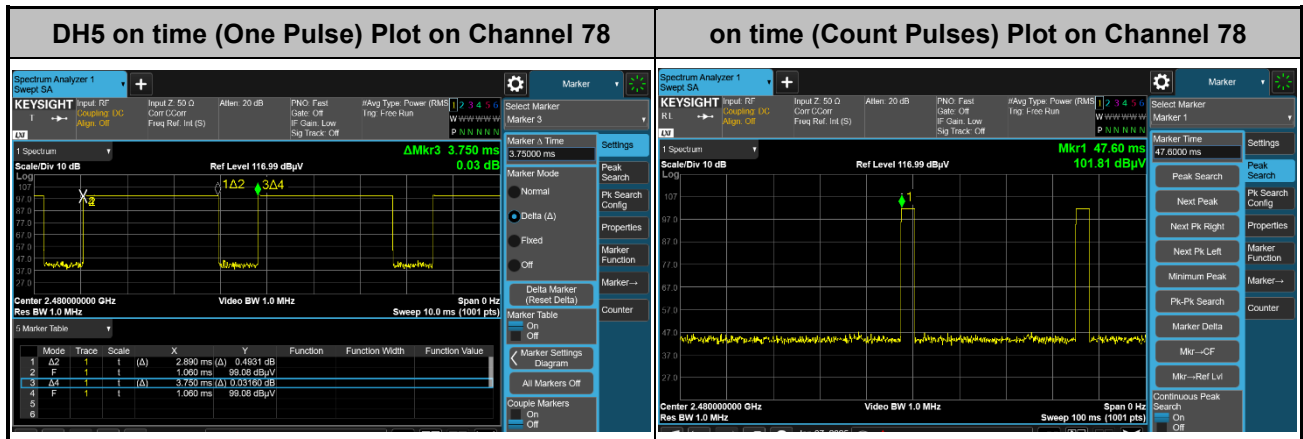
Thus, the maximum possible ON time:

$$2.89 \text{ ms} \times 2 = 5.78 \text{ ms}$$

Worst case Duty Cycle Correction factor, which is derived from the maximum possible ON time,

$$20 \times \log(5.78 \text{ ms}/100 \text{ ms}) = -24.76 \text{ dB}$$

<Ant. 4>



**Note:**

4. Worst case Duty cycle = on time/100 milliseconds =  $2 * 2.89 / 100 = 5.78 \%$
5. Worst case Duty cycle correction factor =  $20 * \log(\text{Duty cycle}) = -24.76 \text{ dB}$
6. DH5 has the highest duty cycle worst case and is reported.

#### Duty Cycle Correction Factor Consideration for AFH mode:

Bluetooth normal hopping rate is 1600Hz and reduced to 800Hz in AFH mode; due to the reduced number of hopping frequencies, with the same packet configuration the dwell time in each channel frequency within 100msec period is longer in AFH mode than normal mode.

In AFH mode, the minimum hopping frequencies are 20, to get the longest dwell time DH5 packet is observed; the on time period to have DH5 packet completing one hopping sequence is

$$2.89 \text{ ms} \times 20 \text{ channels} = 57.8 \text{ ms}$$

There cannot be 2 complete hopping sequences within 100ms period, considering the random hopping behavior, maximum 2 hops can be possibly observed within the period.  $[100 \text{ ms} / 57.8 \text{ ms}] = 2 \text{ hops}$

Thus, the maximum possible ON time:

$$2.89 \text{ ms} \times 2 = 5.78 \text{ ms}$$

Worst case Duty Cycle Correction factor, which is derived from the maximum possible ON time,

$$20 \times \log(5.78 \text{ ms}/100 \text{ ms}) = -24.76 \text{ dB}$$

—————THE END—————