



Appendix A. Volume Control Evaluation Results

<Evaluation results for KDB 285076 D05 2.a>



#1 LTE B7 EVS NB 24.4kbps

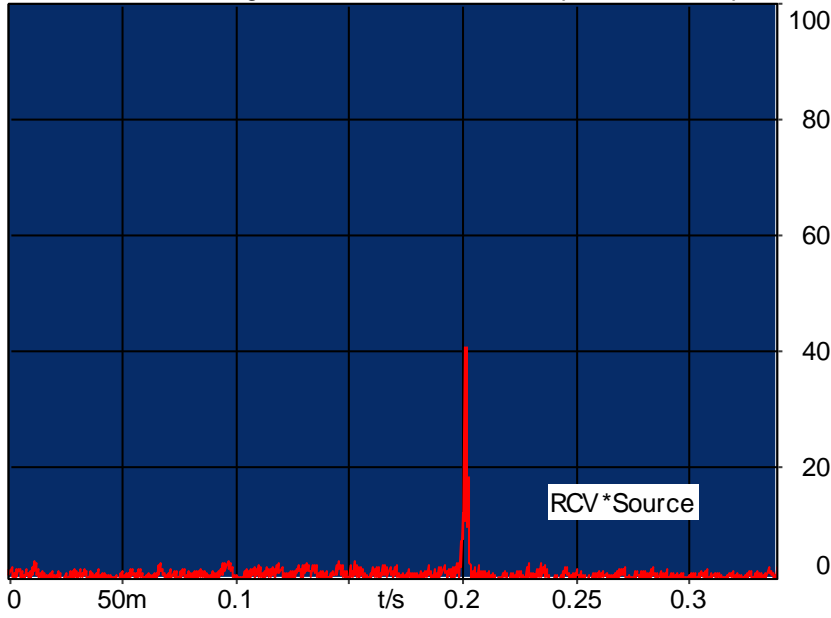
SMD	Status	Single Value Description	Single Value
Overall Receive Delay NB	Done	Delay (Cross) [ms]	201.7
5.1a Receive Volume Control Performance 8N NB	Ok	Speech Level [dB[SPL]]	90.72
5.1b Receive Volume Control Performance 2N NB	Ok	Speech Level [dB[SPL]]	87.14
5.2 RCV Distortion and Noise - 400 Hz 8N NB	Ok	Distortion (Noise) [dB], 0.0 dB	30.66
5.2 RCV Distortion and Noise - 500 Hz 8N NB	Ok	Distortion (Noise) [dB], 0.0 dB	28.29
5.2 RCV Distortion and Noise - 630 Hz 8N NB	Ok	Distortion (Noise) [dB], 0.0 dB	24.91
5.2 RCV Distortion and Noise - 800 Hz 8N NB	Ok	Distortion (Noise) [dB], 0.0 dB	25.91
5.2 RCV Distortion and Noise - 1000 Hz 8N NB	Ok	Distortion (Noise) [dB], 0.0 dB	20.95
5.2 RCV Distortion and Noise - 1250 Hz 8N NB	Ok	Distortion (Noise) [dB], 0.0 dB	21.64
5.2 RCV Distortion and Noise - 1600 Hz 8N NB	Ok	Distortion (Noise) [dB], 0.0 dB	26.80
5.2 RCV Distortion and Noise - 2000 Hz 8N NB	Ok	Distortion (Noise) [dB], 0.0 dB	23.77
5.2 RCV Distortion and Noise - 2500 Hz 8N NB	Ok	Distortion (Noise) [dB], 0.0 dB	30.37
5.2 RCV Distortion and Noise - 3150 Hz 8N NB	Ok	Distortion (Noise) [dB], 0.0 dB	40.68
5.2 RCV Distortion and Noise - 400 Hz 2N NB	Ok	Distortion (Noise) [dB], 0.0 dB	30.46
5.2 RCV Distortion and Noise - 500 Hz 2N NB	Ok	Distortion (Noise) [dB], 0.0 dB	28.28
5.2 RCV Distortion and Noise - 630 Hz 2N NB	Ok	Distortion (Noise) [dB], 0.0 dB	24.87
5.2 RCV Distortion and Noise - 800 Hz 2N NB	Ok	Distortion (Noise) [dB], 0.0 dB	25.98
5.2 RCV Distortion and Noise - 1000 Hz 2N NB	Ok	Distortion (Noise) [dB], 0.0 dB	21.23
5.2 RCV Distortion and Noise - 1250 Hz 2N NB	Ok	Distortion (Noise) [dB], 0.0 dB	22.29
5.2 RCV Distortion and Noise - 1600 Hz 2N NB	Ok	Distortion (Noise) [dB], 0.0 dB	26.65
5.2 RCV Distortion and Noise - 2000 Hz 2N NB	Ok	Distortion (Noise) [dB], 0.0 dB	23.21
5.2 RCV Distortion and Noise - 2500 Hz 2N NB	Ok	Distortion (Noise) [dB], 0.0 dB	30.20
5.2 RCV Distortion and Noise - 3150 Hz 2N NB	Ok	Distortion (Noise) [dB], 0.0 dB	44.38
5.3 Frequency Response 8N DF HANB	Ok	Min. dist. to tolerance scheme [dB], 2571.8 Hz	1.08
5.3 Frequency Response 2N DF HANB	Ok	Min. dist. to tolerance scheme [dB], 2571.8 Hz	2.20



Overall Receive Delay NB

TIA-5050 (2018-01) \ Measurements \ Narrowband \ Preparation - Delay measurement

Cross correlation avg. FFT Size:131072 Overlap:0.0% Envelope | %



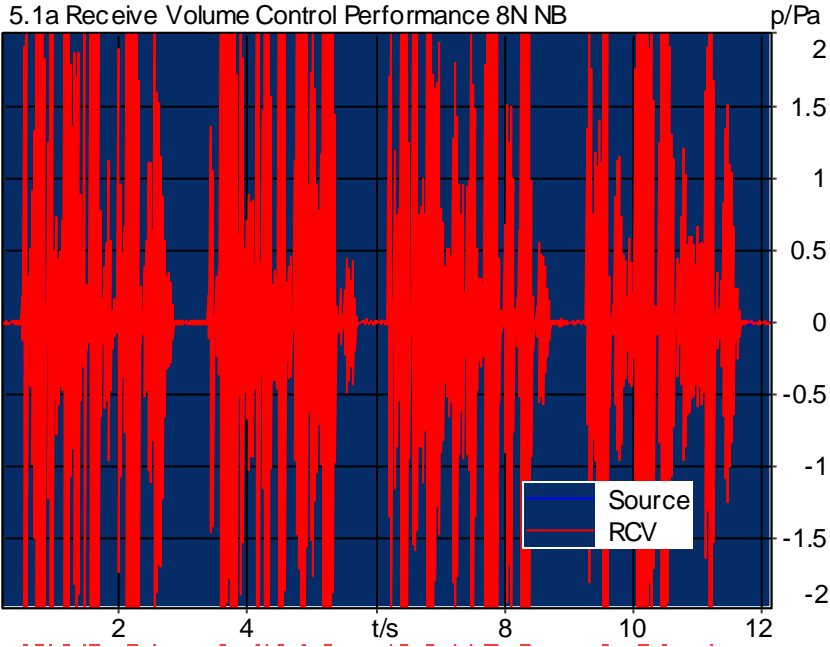
Channel	Delay	Correlation
RCV*Source	201.7 ms	40.76 %

2025-01-28 下午 03:18 ACQUA 6.1.100



5.1a Receive Volume Control Performance 8N NB

TIA-5050 (2018-01) \ Measurements \ Narrowband



Channel	Speech level	Activity	
RCV	90.72 dB[SPL]	61.46%	Ok

Ok

2025-01-28 下午 03:26 ACQUA 6.1.100

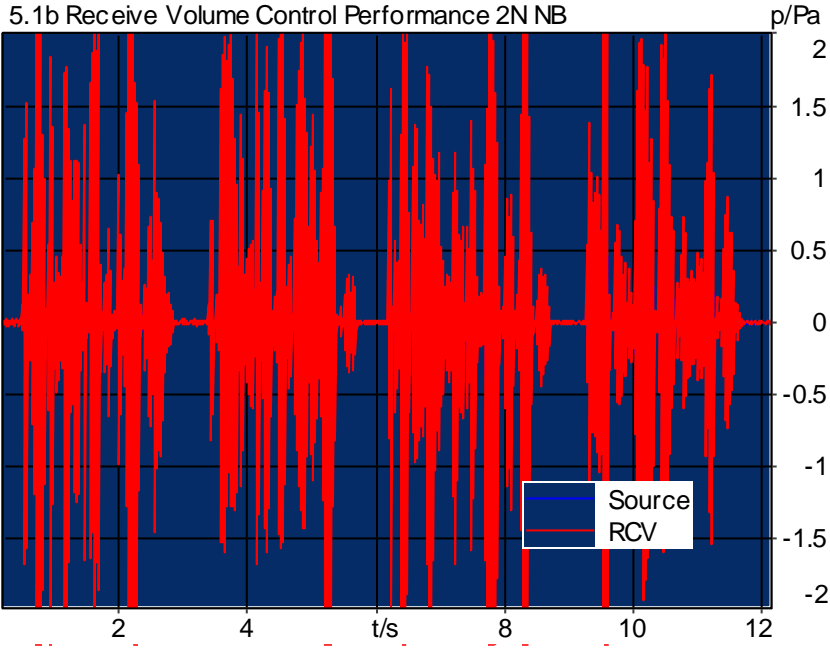
Limits

lower
76.00 dB[SPL]



5.1b Receive Volume Control Performance 2N NB

TIA-5050 (2018-01) \ Measurements \ Narrowband



Channel	Speech level	Activity	
RCV	87.14 dB[SPL]	54.07%	Ok

Ok

2025-01-28 下午 03:50 ACQUA 6.1.100

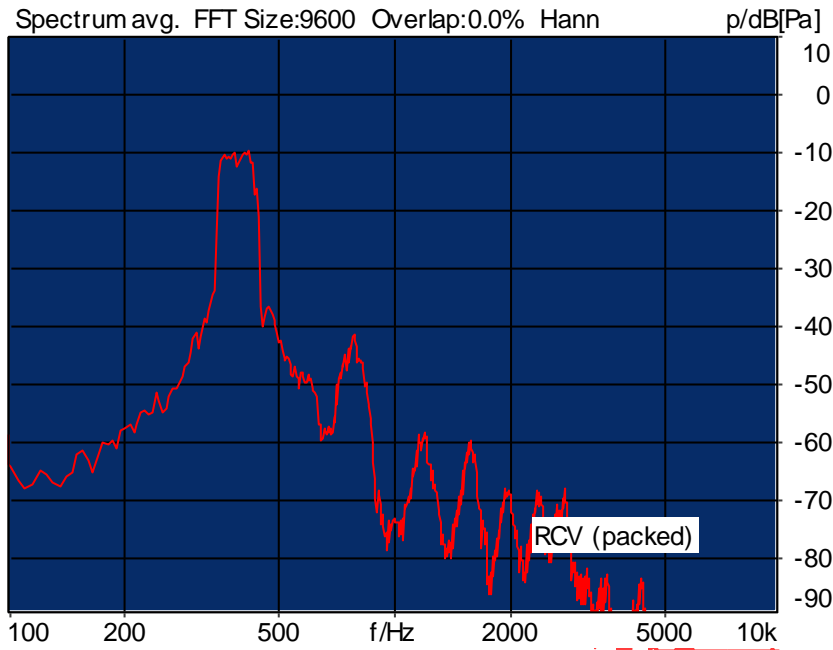
Limits

lower
76.00 dB[SPL]



5.2 RCV Distortion and Noise - 400 Hz 8N NB

TIA-5050 (2018-01) \ Measurements \ Narrowband \ 5.2 Receive Distortion and Noise 8N change frequency range



Distortion (Noise) RCV (packed): 30.66 dB (2.93%) Ok

Ok

2025-01-28 下午 03:27 ACQUA 6.1.100

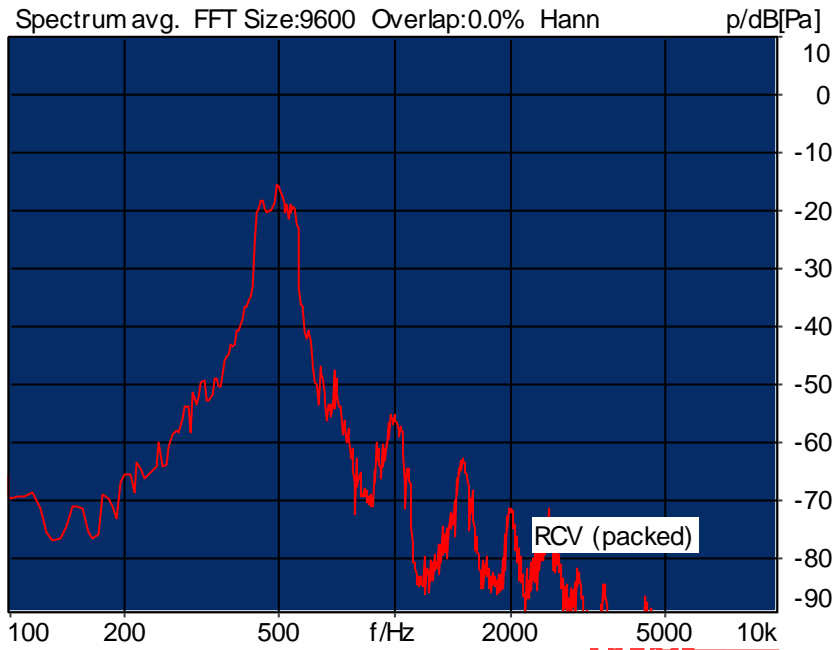
Limits

lower
20.00 dB



5.2 RCV Distortion and Noise - 500 Hz 8N NB

TIA-5050 (2018-01) \ Measurements \ Narrowband \ 5.2 Receive Distortion and Noise 8N change frequency range



Distortion (Noise) RCV (packed): 28.29 dB (3.85%) Ok

Ok

2025-01-28 下午 03:27 ACQUA 6.1.100

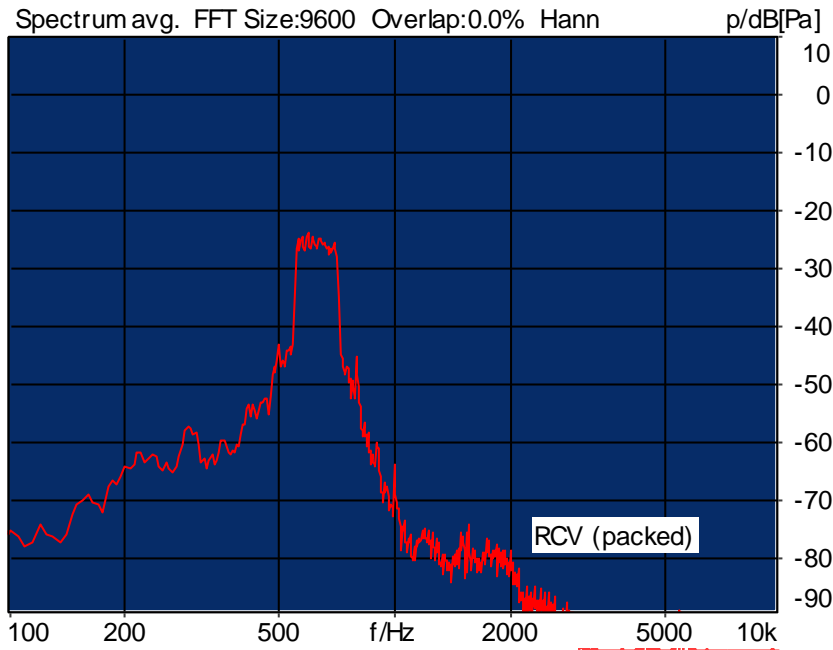
Limits

lower
20.00 dB



5.2 RCV Distortion and Noise - 630 Hz 8N NB

TIA-5050 (2018-01) \ Measurements \ Narrowband \ 5.2 Receive Distortion and Noise 8N change frequency range



Distortion (Noise) RCV (packed): 24.91 dB (5.68%) Ok

Ok

2025-01-28 下午 03:28 ACQUA 6.1.100

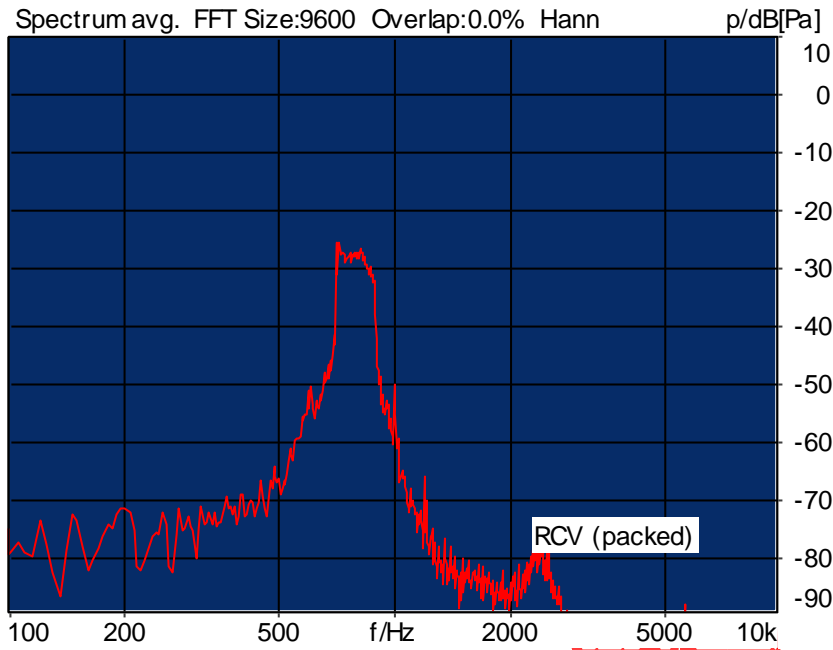
Limits

lower
20.00 dB



5.2 RCV Distortion and Noise - 800 Hz 8N NB

TIA-5050 (2018-01) \ Measurements \ Narrowband \ 5.2 Receive Distortion and Noise 8N change frequency range



Distortion (Noise) RCV (packed): 25.91 dB (5.07%) Ok

Ok

2025-01-28 下午 03:29 ACQUA 6.1.100

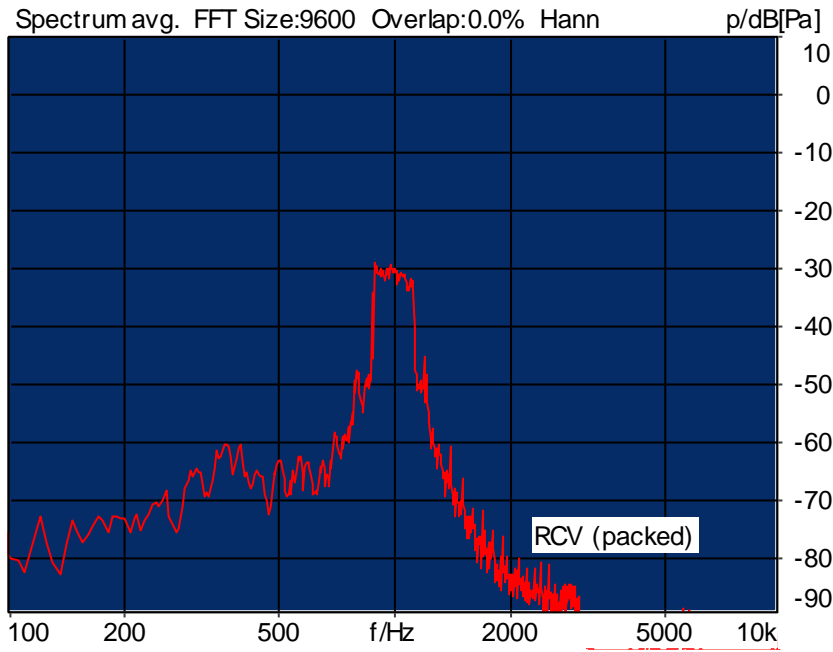
Limits

lower
20.00 dB



5.2 RCV Distortion and Noise - 1000 Hz 8N NB

TIA-5050 (2018-01) \ Measurements \ Narrowband \ 5.2 Receive Distortion and Noise 8N change frequency range



Distortion (Noise) RCV (packed): 20.95 dB (8.97%) Ok

Ok

2025-01-28 下午 03:29 ACQUA 6.1.100

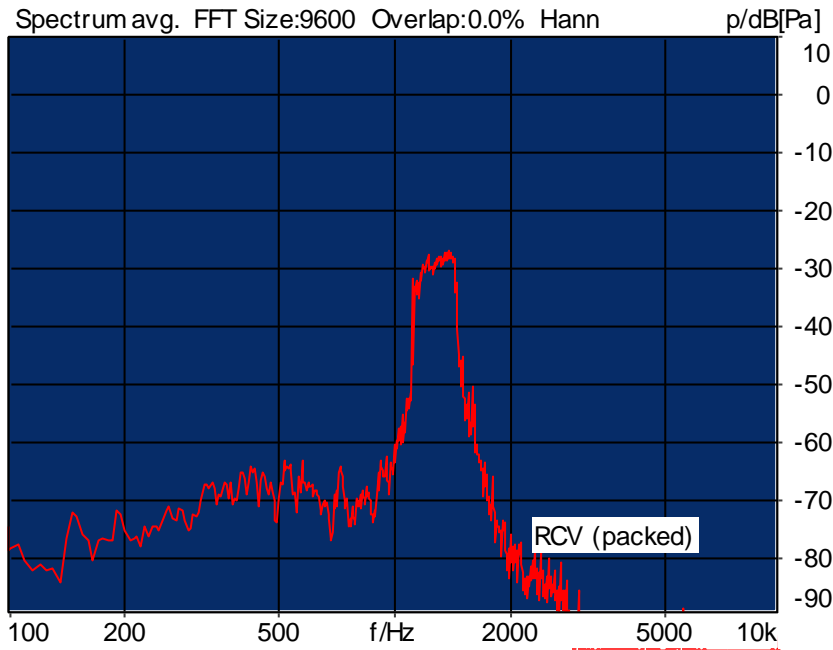
Limits

lower
20.00 dB



5.2 RCV Distortion and Noise - 1250 Hz 8N NB

TIA-5050 (2018-01) \ Measurements \ Narrowband \ 5.2 Receive Distortion and Noise 8N change frequency range



Distortion (Noise) RCV (packed): 21.64 dB (8.28%) Ok

Ok

2025-01-28 下午 03:30 ACQUA 6.1.100

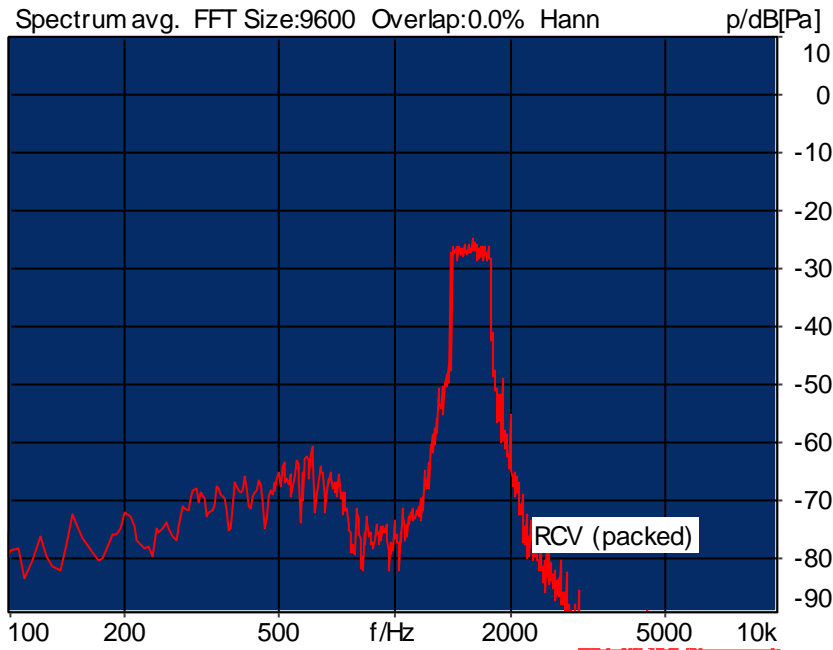
Limits

lower
20.00 dB



5.2 RCV Distortion and Noise - 1600 Hz 8N NB

TIA-5050 (2018-01) \ Measurements \ Narrowband \ 5.2 Receive Distortion and Noise 8N change frequency range



Distortion (Noise) RCV (packed): 26.80 dB (4.57%) Ok

Ok

2025-01-28 下午 03:30 ACQUA 6.1.100

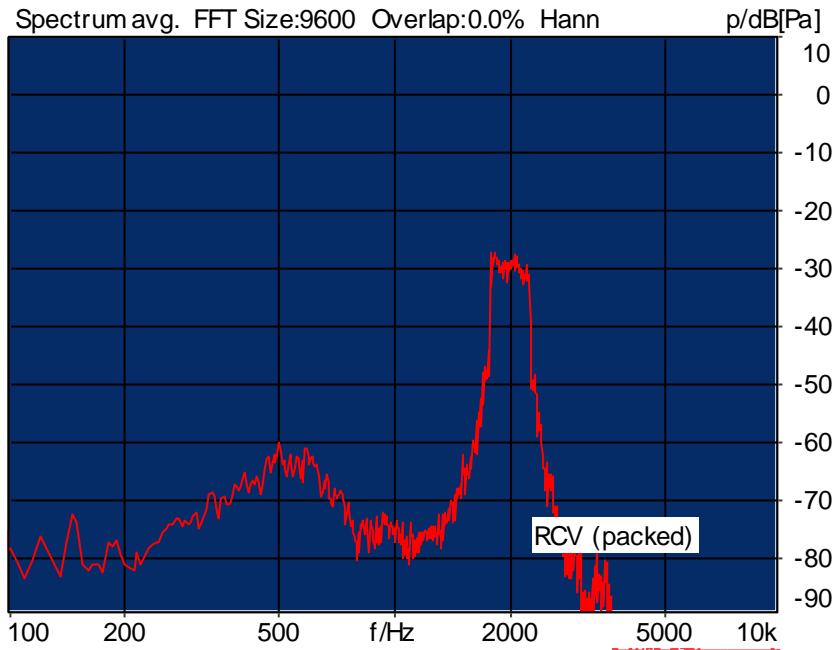
Limits

lower
20.00 dB



5.2 RCV Distortion and Noise - 2000 Hz 8N NB

TIA-5050 (2018-01) \ Measurements \ Narrowband \ 5.2 Receive Distortion and Noise 8N change frequency range



Distortion (Noise) RCV (packed): 23.77 dB (6.48%) Ok

Ok

2025-01-28 下午 03:31 ACQUA 6.1.100

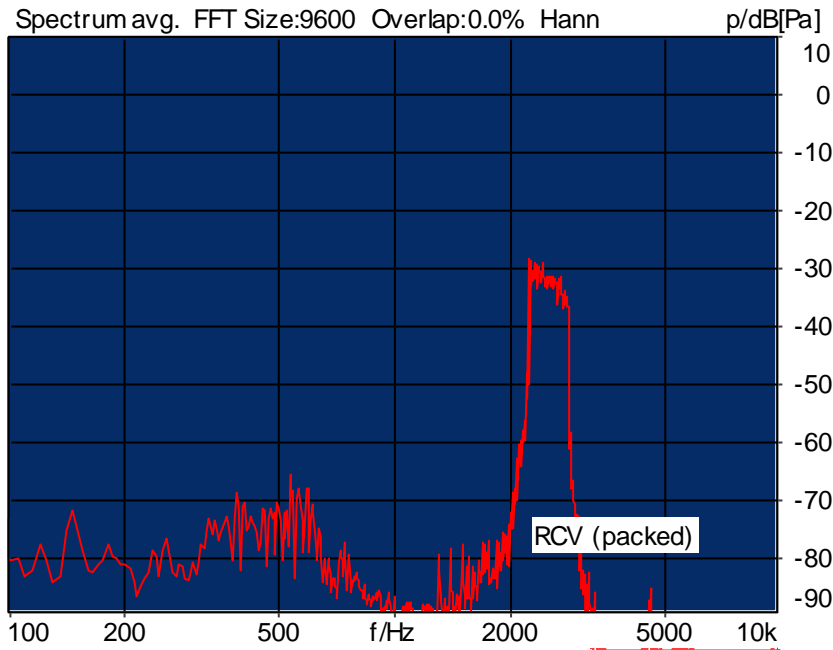
Limits

lower
20.00 dB



5.2 RCV Distortion and Noise - 2500 Hz 8N NB

TIA-5050 (2018-01) \ Measurements \ Narrowband \ 5.2 Receive Distortion and Noise 8N change frequency range



Distortion (Noise) RCV (packed): 30.37 dB (3.03%) Ok

Ok

2025-01-28 下午 03:32 ACQUA 6.1.100

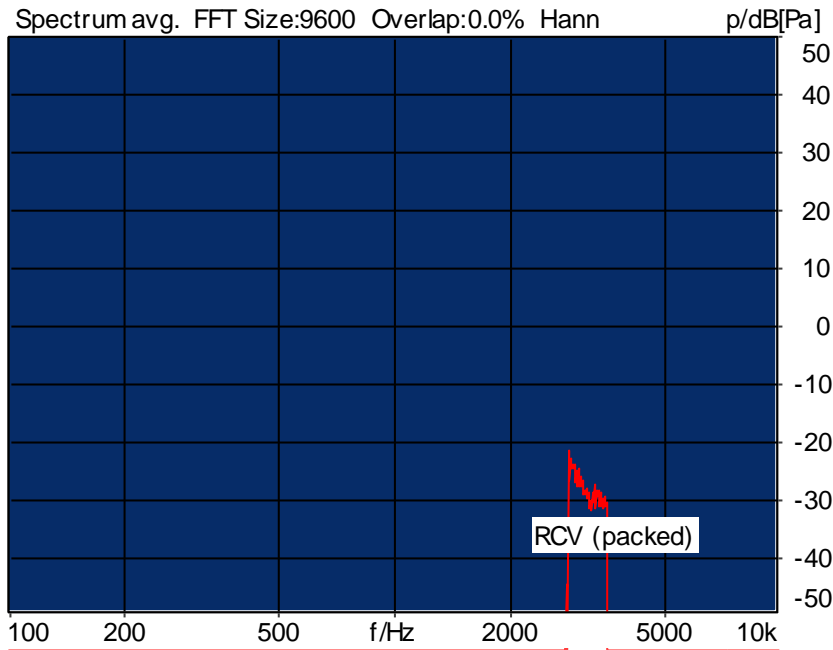
Limits

lower
20.00 dB



5.2 RCV Distortion and Noise - 3150 Hz 8N NB

TIA-5050 (2018-01) \ Measurements \ Narrowband \ 5.2 Receive Distortion and Noise 8N change frequency range



Distortion (Noise) RCV (packed): 40.68 dB (0.93%) Ok

Ok

2025-01-28 下午 03:32 ACQUA 6.1.100

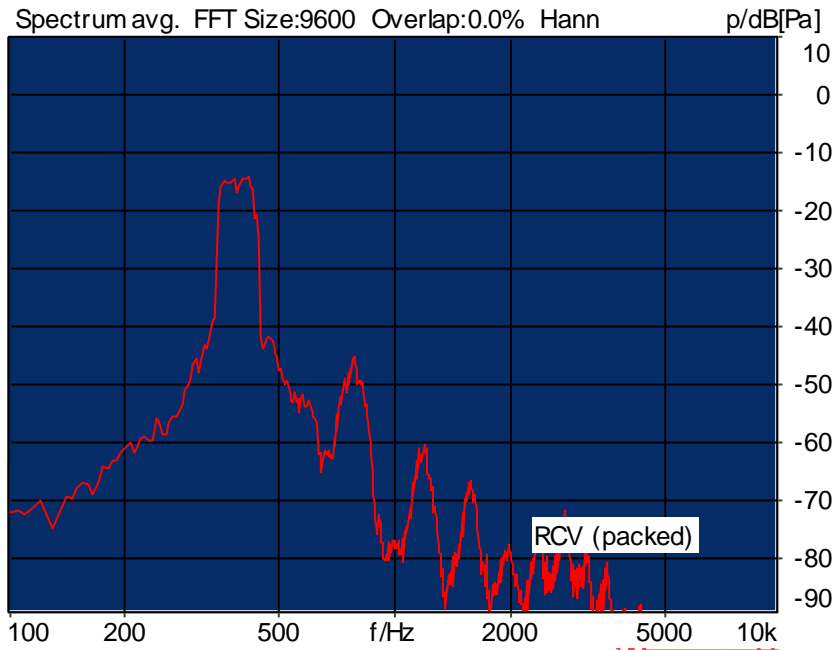
Limits

lower
20.00 dB



5.2 RCV Distortion and Noise - 400 Hz 2N NB

TIA-5050 (2018-01) \ Measurements \ Narrowband \ 5.2 Receive Distortion and Noise 2N change frequency range



Distortion (Noise) RCV (packed): 30.46 dB (3.00%) Ok

Ok

2025-01-28 下午 03:20 ACQUA 6.1.100

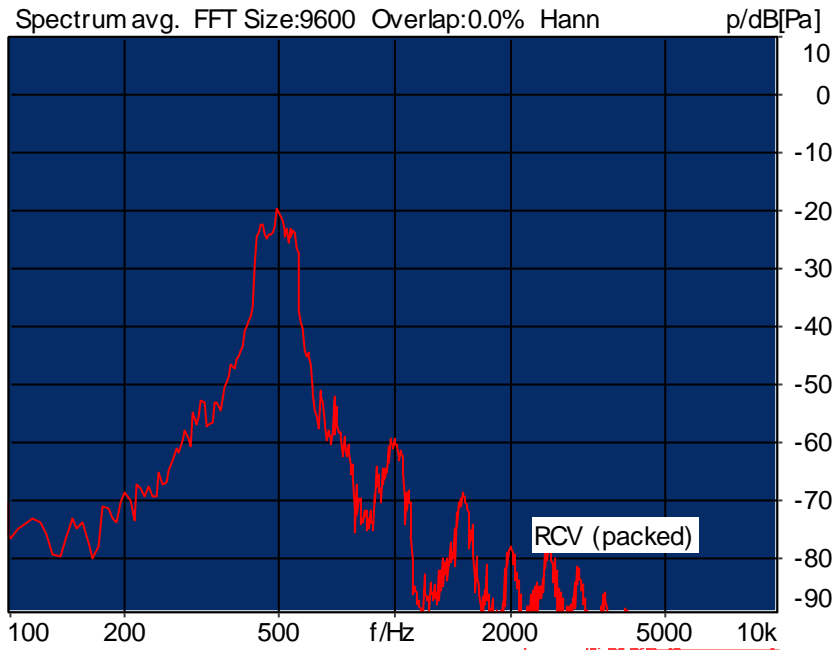
Limits

lower
20.00 dB



5.2 RCV Distortion and Noise - 500 Hz 2N NB

TIA-5050 (2018-01) \ Measurements \ Narrowband \ 5.2 Receive Distortion and Noise 2N change frequency range



Distortion (Noise) RCV (packed): 28.28 dB (3.85%) Ok

Ok

2025-01-28 下午 03:20 ACQUA 6.1.100

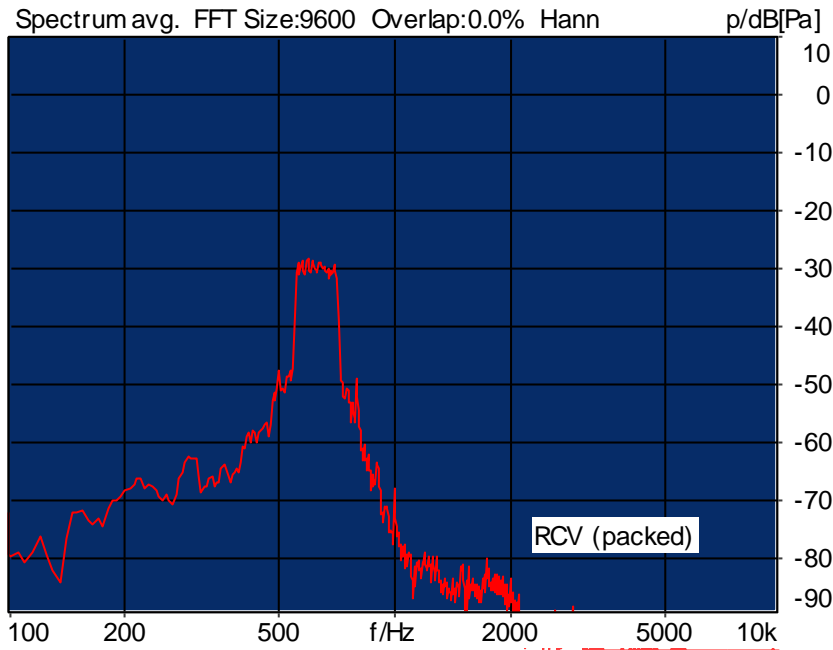
Limits

lower
20.00 dB



5.2 RCV Distortion and Noise - 630 Hz 2N NB

TIA-5050 (2018-01) \ Measurements \ Narrowband \ 5.2 Receive Distortion and Noise 2N change frequency range



Distortion (Noise) RCV (packed): 24.87 dB (5.71%) Ok

Ok

2025-01-28 下午 03:21 ACQUA 6.1.100

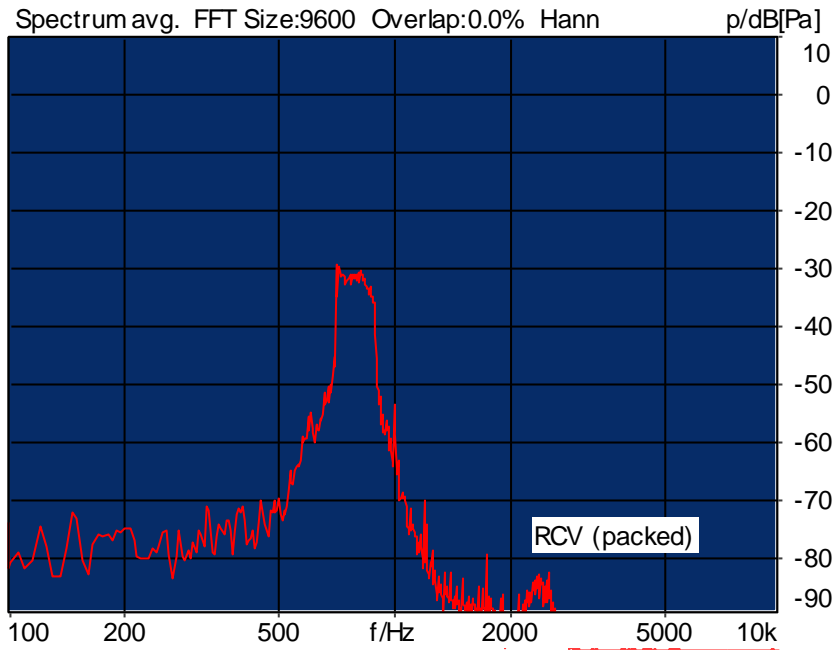
Limits

lower
20.00 dB



5.2 RCV Distortion and Noise - 800 Hz 2N NB

TIA-5050 (2018-01) \ Measurements \ Narrowband \ 5.2 Receive Distortion and Noise 2N change frequency range



Distortion (Noise) RCV (packed): 25.98 dB (5.02%) Ok

Ok

2025-01-28 下午 03:21 ACQUA 6.1.100

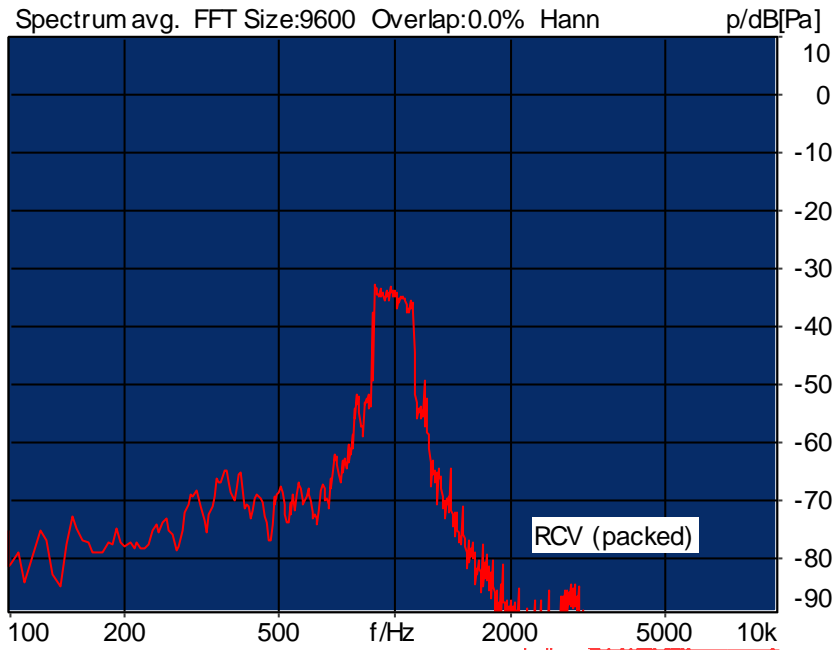
Limits

lower
20.00 dB



5.2 RCV Distortion and Noise - 1000 Hz 2N NB

TIA-5050 (2018-01) \ Measurements \ Narrowband \ 5.2 Receive Distortion and Noise 2N change frequency range



Distortion (Noise) RCV (packed): 21.23 dB (8.68%) Ok

Ok

2025-01-28 下午 03:22 ACQUA 6.1.100

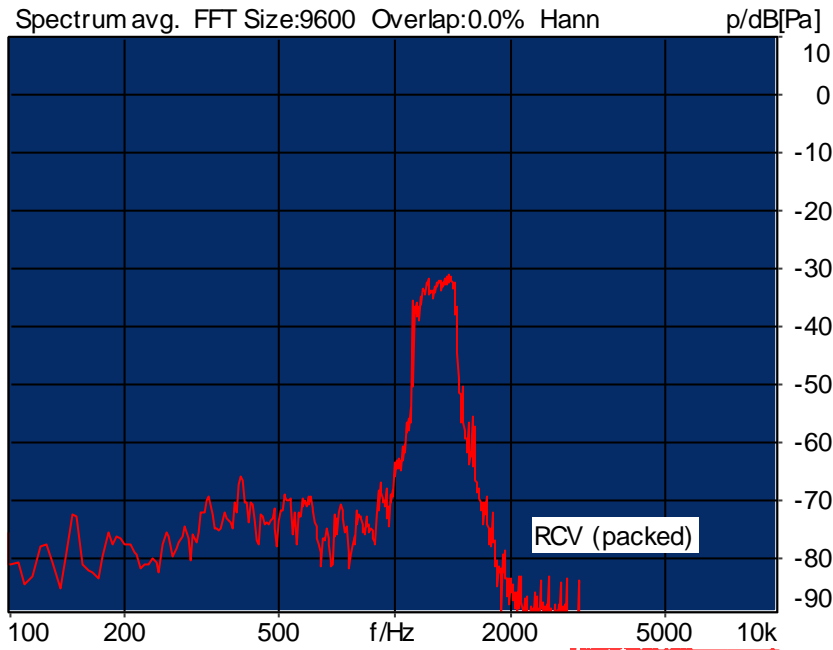
Limits

lower
20.00 dB



5.2 RCV Distortion and Noise - 1250 Hz 2N NB

TIA-5050 (2018-01) \ Measurements \ Narrowband \ 5.2 Receive Distortion and Noise 2N change frequency range



Distortion (Noise) RCV (packed): 22.29 dB (7.68%) Ok

Ok

2025-01-28 下午 03:22 ACQUA 6.1.100

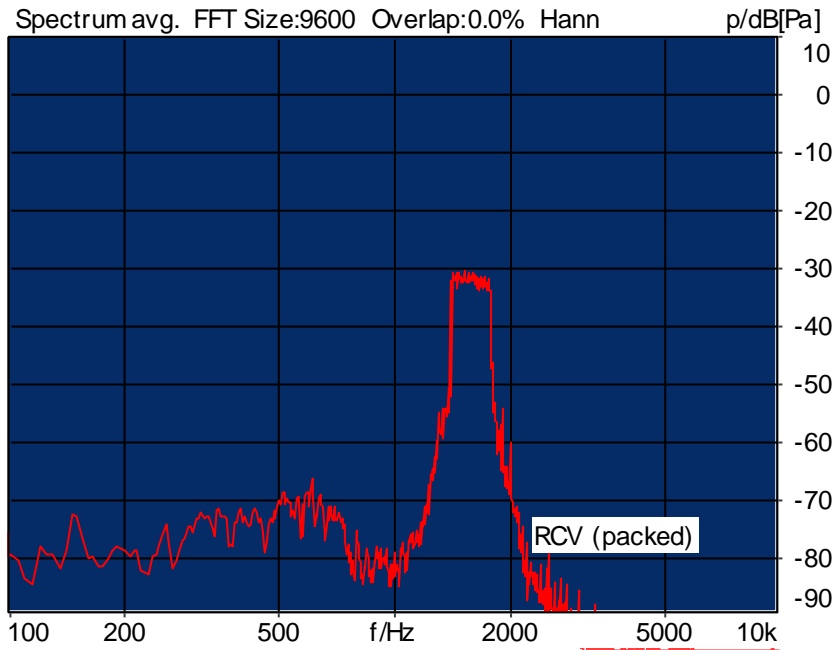
Limits

lower
20.00 dB



5.2 RCV Distortion and Noise - 1600 Hz 2N NB

TIA-5050 (2018-01) \ Measurements \ Narrowband \ 5.2 Receive Distortion and Noise 2N change frequency range



Distortion (Noise) RCV (packed): 26.65 dB (4.65%) Ok

Ok

2025-01-28 下午 03:23 ACQUA 6.1.100

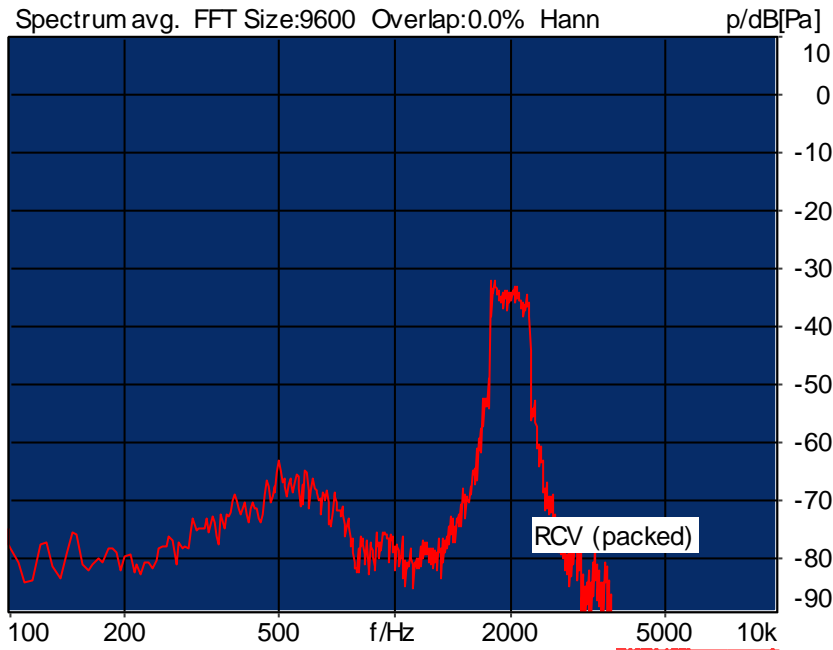
Limits

lower
20.00 dB



5.2 RCV Distortion and Noise - 2000 Hz 2N NB

TIA-5050 (2018-01) \ Measurements \ Narrowband \ 5.2 Receive Distortion and Noise 2N change frequency range



Distortion (Noise) RCV (packed): 23.21 dB (6.91%) Ok

Ok

2025-01-28 下午 03:23 ACQUA 6.1.100

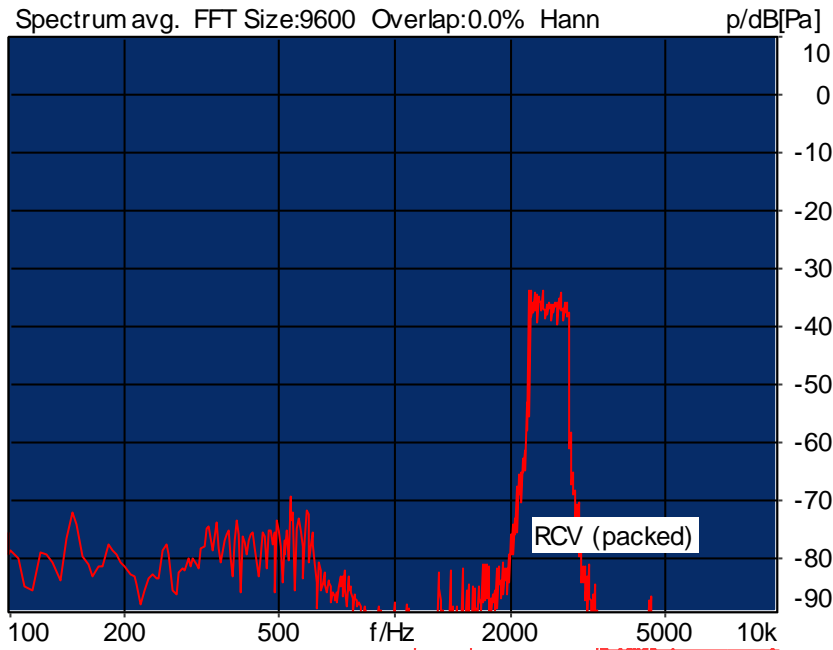
Limits

lower
20.00 dB



5.2 RCV Distortion and Noise - 2500 Hz 2N NB

TIA-5050 (2018-01) \ Measurements \ Narrowband \ 5.2 Receive Distortion and Noise 2N change frequency range



Distortion (Noise) RCV (packed): 30.20 dB (3.09%) Ok

Ok

2025-01-28 下午 03:24 ACQUA 6.1.100

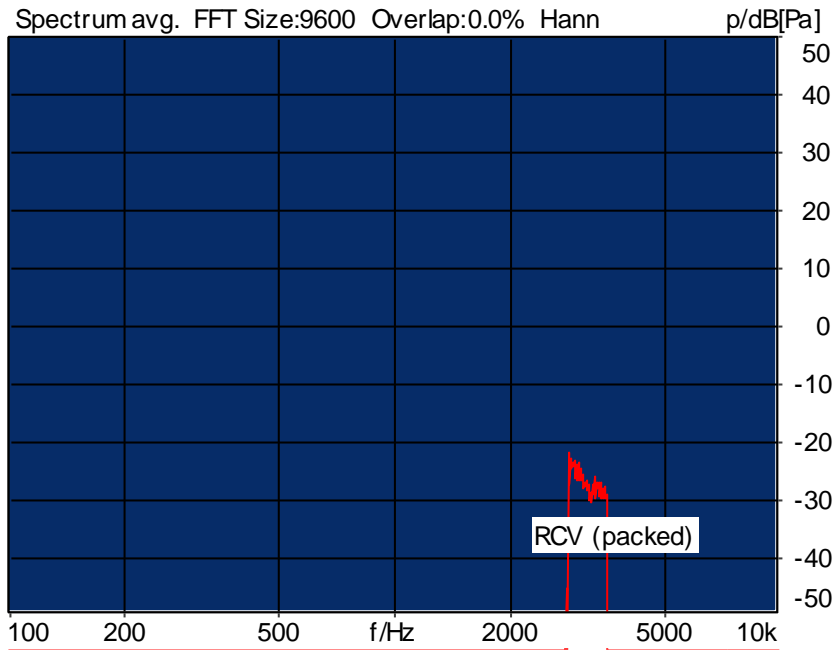
Limits

lower
20.00 dB



5.2 RCV Distortion and Noise - 3150 Hz 2N NB

TIA-5050 (2018-01) \ Measurements \ Narrowband \ 5.2 Receive Distortion and Noise 2N change frequency range



Distortion (Noise) RCV (packed): 44.38 dB (0.60%) Ok

Ok

2025-01-28 下午 03:24 ACQUA 6.1.100

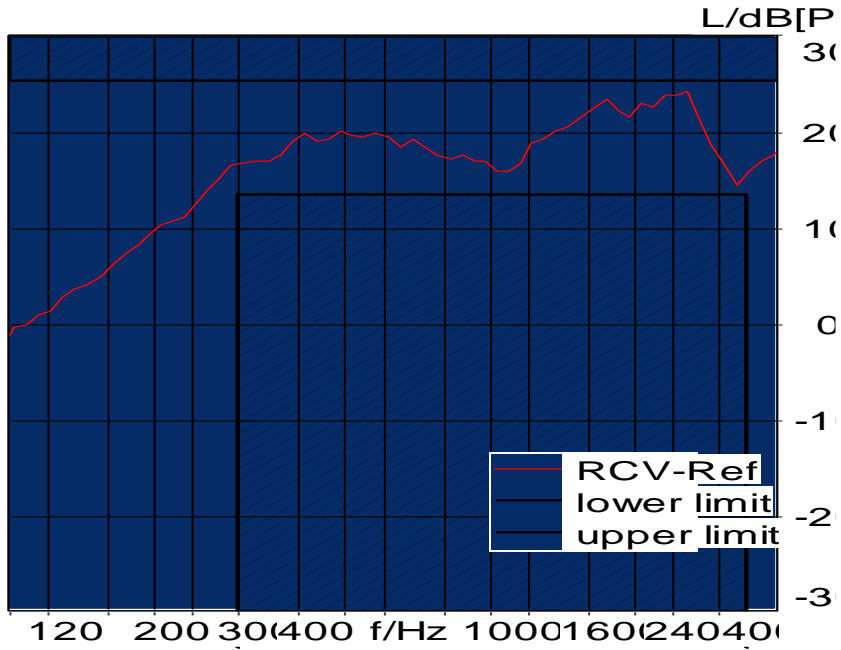
Limits

lower
20.00 dB



5.3 Frequency Response 8N DF HANB

TIA-5050 (2018-01) \ Measurements \ Narrowband



Absolute minimal distance

1.08 dB at 2571.8 Hz Ok

Ok

2025-01-28 下午 03:33 ACQUA 6.1.100

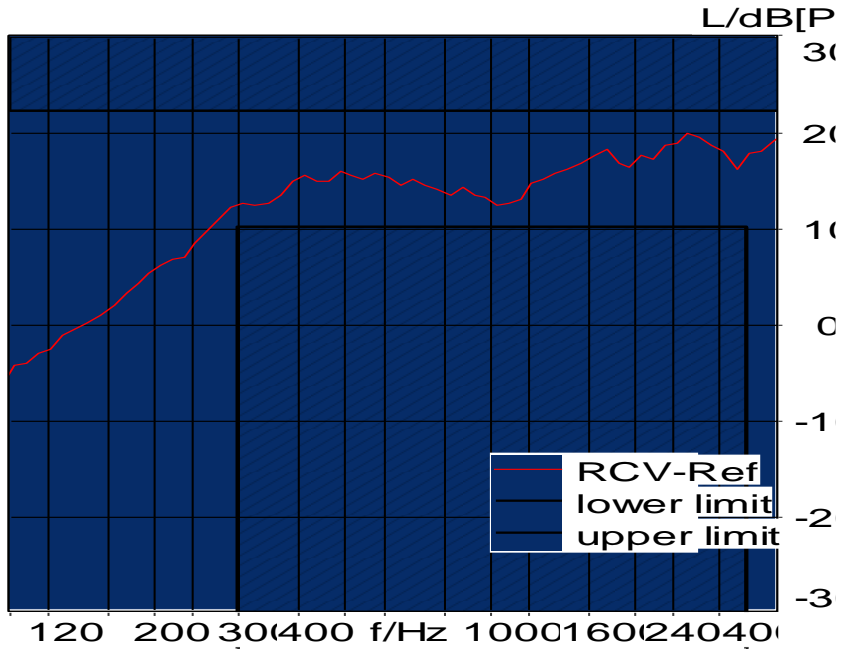
Limits

lower
Fit into tolerance



5.3 Frequency Response 2N DF HANB

TIA-5050 (2018-01) \ Measurements \ Narrowband



Absolute minimal distance

2.20 dB at 2571.8 Hz Ok

Ok

2025-01-28 下午 03:25 ACQUA 6.1.100

Limits

lower
Fit into tolerance



#2 FR1 n26 EVS NB 24.4kbps

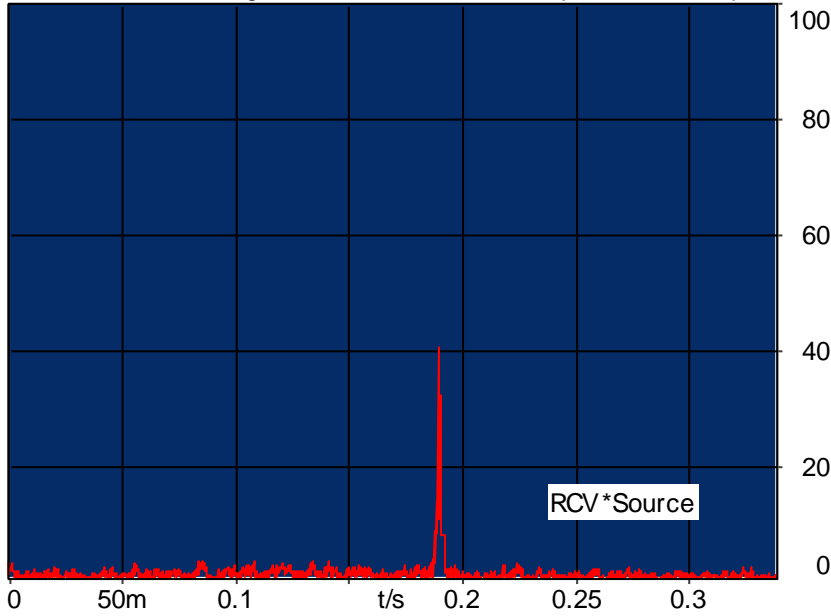
SMD	Status	Single Value Description	Single Value
Overall Receive Delay NB	Done	Delay (Cross) [ms]	190.4
5.1a Receive Volume Control Performance 8N NB	Ok	Speech Level [dB[SPL]]	90.25
5.1b Receive Volume Control Performance 2N NB	Ok	Speech Level [dB[SPL]]	87.93
5.2 RCV Distortion and Noise - 400 Hz 8N NB	Ok	Distortion (Noise) [dB], 0.0 dB	31.60
5.2 RCV Distortion and Noise - 500 Hz 8N NB	Ok	Distortion (Noise) [dB], 0.0 dB	28.58
5.2 RCV Distortion and Noise - 630 Hz 8N NB	Ok	Distortion (Noise) [dB], 0.0 dB	25.06
5.2 RCV Distortion and Noise - 800 Hz 8N NB	Ok	Distortion (Noise) [dB], 0.0 dB	25.53
5.2 RCV Distortion and Noise - 1000 Hz 8N NB	Ok	Distortion (Noise) [dB], 0.0 dB	20.80
5.2 RCV Distortion and Noise - 1250 Hz 8N NB	Ok	Distortion (Noise) [dB], 0.0 dB	22.11
5.2 RCV Distortion and Noise - 1600 Hz 8N NB	Ok	Distortion (Noise) [dB], 0.0 dB	26.41
5.2 RCV Distortion and Noise - 2000 Hz 8N NB	Ok	Distortion (Noise) [dB], 0.0 dB	23.84
5.2 RCV Distortion and Noise - 2500 Hz 8N NB	Ok	Distortion (Noise) [dB], 0.0 dB	29.99
5.2 RCV Distortion and Noise - 3150 Hz 8N NB	Ok	Distortion (Noise) [dB], 0.0 dB	40.08
5.2 RCV Distortion and Noise - 400 Hz 2N NB	Ok	Distortion (Noise) [dB], 0.0 dB	30.99
5.2 RCV Distortion and Noise - 500 Hz 2N NB	Ok	Distortion (Noise) [dB], 0.0 dB	28.34
5.2 RCV Distortion and Noise - 630 Hz 2N NB	Ok	Distortion (Noise) [dB], 0.0 dB	25.27
5.2 RCV Distortion and Noise - 800 Hz 2N NB	Ok	Distortion (Noise) [dB], 0.0 dB	25.67
5.2 RCV Distortion and Noise - 1000 Hz 2N NB	Ok	Distortion (Noise) [dB], 0.0 dB	21.46
5.2 RCV Distortion and Noise - 1250 Hz 2N NB	Ok	Distortion (Noise) [dB], 0.0 dB	22.55
5.2 RCV Distortion and Noise - 1600 Hz 2N NB	Ok	Distortion (Noise) [dB], 0.0 dB	26.42
5.2 RCV Distortion and Noise - 2000 Hz 2N NB	Ok	Distortion (Noise) [dB], 0.0 dB	23.11
5.2 RCV Distortion and Noise - 2500 Hz 2N NB	Ok	Distortion (Noise) [dB], 0.0 dB	30.30
5.2 RCV Distortion and Noise - 3150 Hz 2N NB	Ok	Distortion (Noise) [dB], 0.0 dB	44.29
5.3 Frequency Response 8N DF HANB	Ok	Min. dist. to tolerance scheme [dB], 2302.3 Hz	0.55
5.3 Frequency Response 2N DF HANB	Ok	Min. dist. to tolerance scheme [dB], 2571.8 Hz	1.98



Overall Receive Delay NB

TIA-5050 (2018-01) \ Measurements \ Narrowband \ Preparation - Delay measurement

Cross correlation avg. FFT Size:131072 Overlap:0.0% Envelope | %



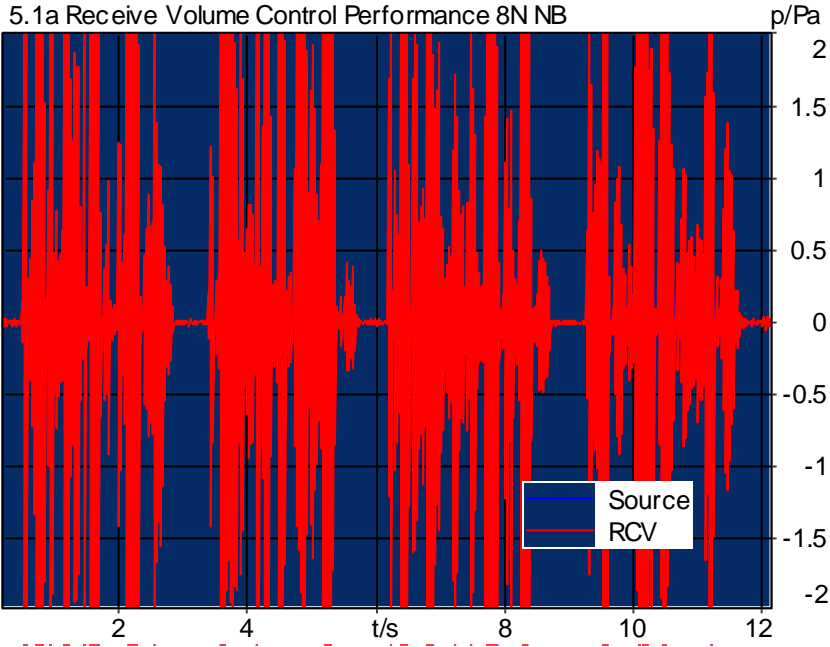
Channel	Delay	Correlation
RCV*Source	190.4 ms	40.54 %

2025-03-04 下午 10:52 ACQUA 6.1.110



5.1a Receive Volume Control Performance 8N NB

TIA-5050 (2018-01) \ Measurements \ Narrowband



Channel	Speech level	Activity	
RCV	90.25 dB[SPL]	60.86%	Ok

Ok

2025-03-04 下午 11:14 ACQUA 6.1.110

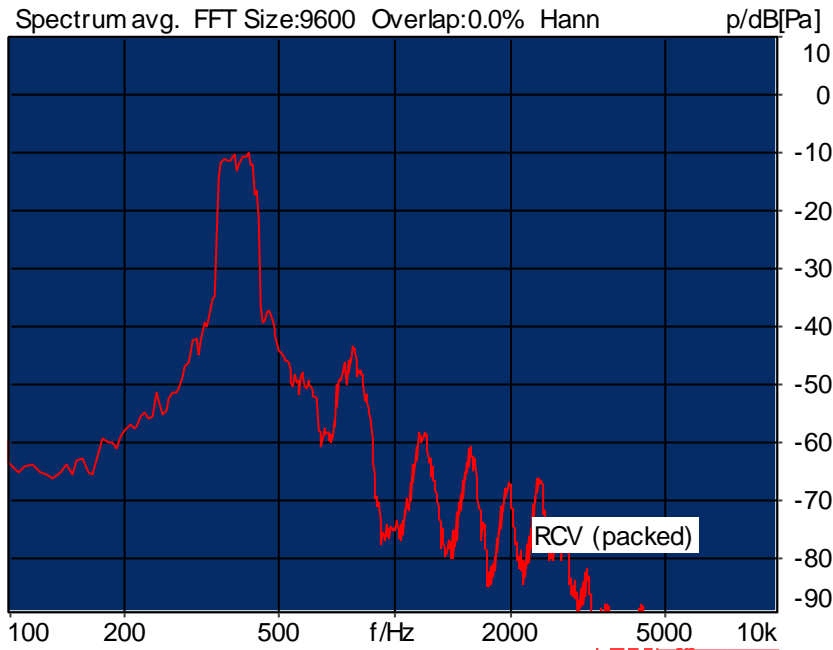
Limits

lower
76.00 dB[SPL]



5.2 RCV Distortion and Noise - 400 Hz 8N NB

TIA-5050 (2018-01) \ Measurements \ Narrowband \ 5.2 Receive Distortion and Noise 8N change frequency range



Distortion (Noise) RCV (packed): 31.60 dB (2.63%) Ok

Ok

2025-03-04 下午 11:14 ACQUA 6.1.110

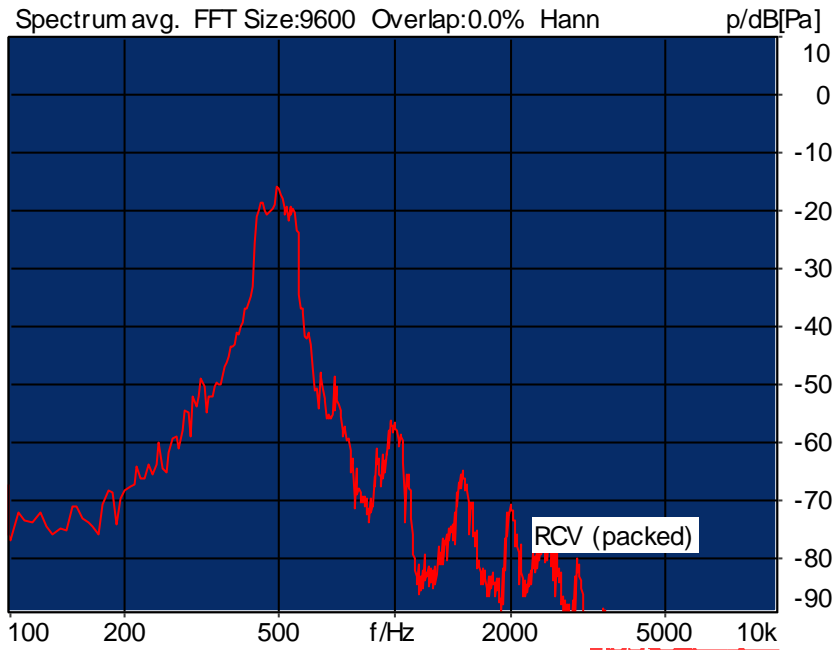
Limits

lower
20.00 dB



5.2 RCV Distortion and Noise - 500 Hz 8N NB

TIA-5050 (2018-01) \ Measurements \ Narrowband \ 5.2 Receive Distortion and Noise 8N change frequency range



Distortion (Noise) RCV (packed): 28.58 dB (3.72%) Ok

Ok

2025-03-04 下午 11:15 ACQUA 6.1.110

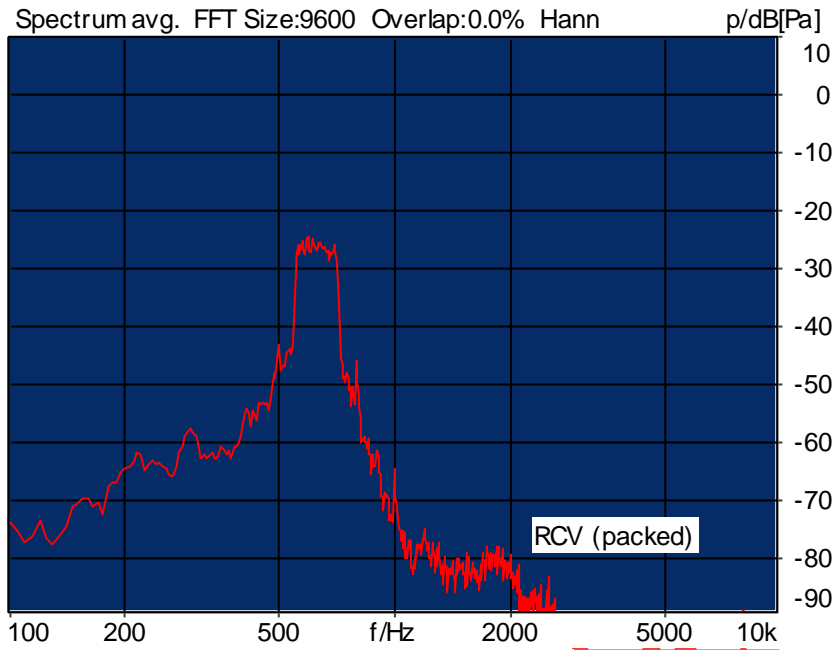
Limits

lower
20.00 dB



5.2 RCV Distortion and Noise - 630 Hz 8N NB

TIA-5050 (2018-01) \ Measurements \ Narrowband \ 5.2 Receive Distortion and Noise 8N change frequency range



Distortion (Noise) RCV (packed): 25.06 dB (5.59%) Ok

Ok

2025-03-04 下午 11:15 ACQUA 6.1.110

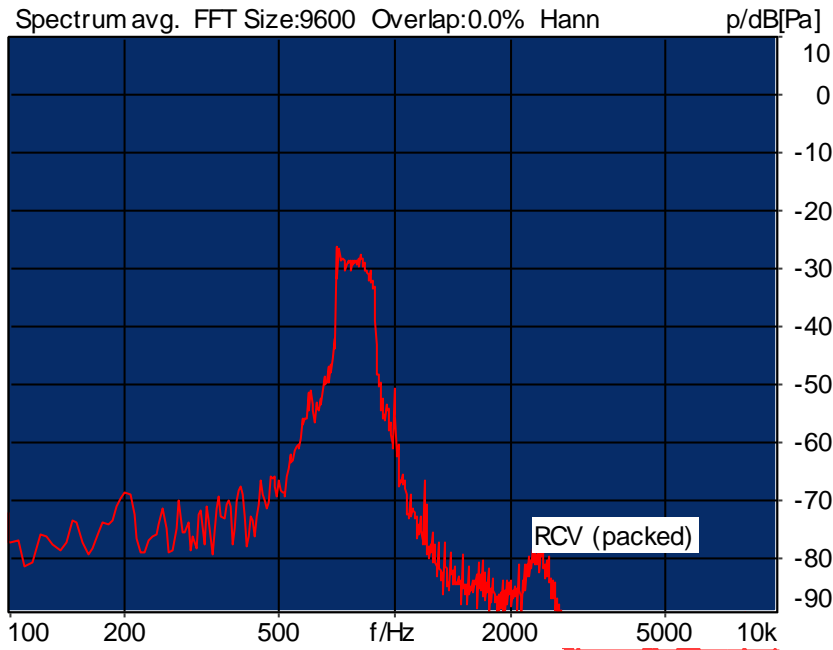
Limits

lower
20.00 dB



5.2 RCV Distortion and Noise - 800 Hz 8N NB

TIA-5050 (2018-01) \ Measurements \ Narrowband \ 5.2 Receive Distortion and Noise 8N change frequency range



Distortion (Noise) RCV (packed): 25.53 dB (5.29%) Ok

Ok

2025-03-04 下午 11:16 ACQUA 6.1.110

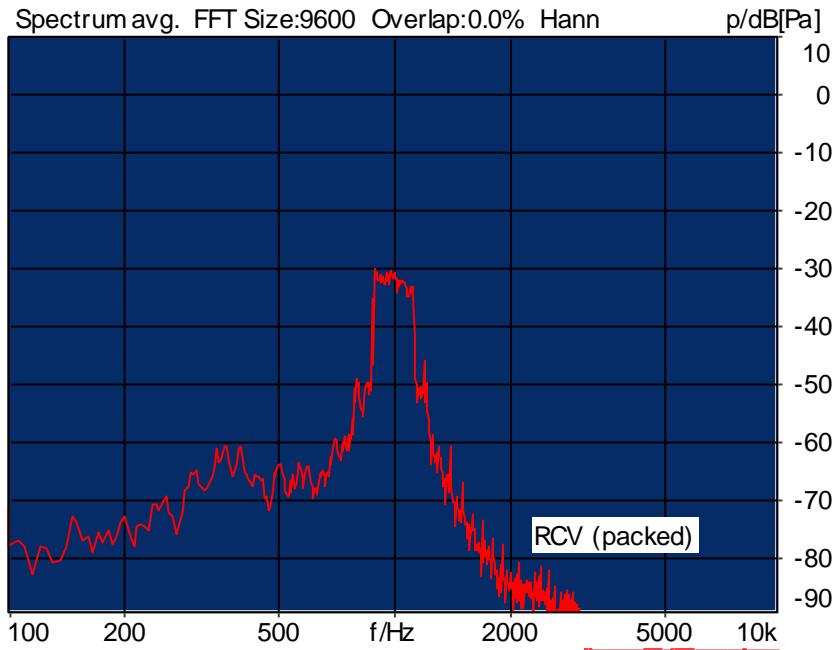
Limits

lower
20.00 dB



5.2 RCV Distortion and Noise - 1000 Hz 8N NB

TIA-5050 (2018-01) \ Measurements \ Narrowband \ 5.2 Receive Distortion and Noise 8N change frequency range



Distortion (Noise) RCV (packed): 20.80 dB (9.12%) Ok

Ok

2025-03-04 下午 11:17 ACQUA 6.1.110

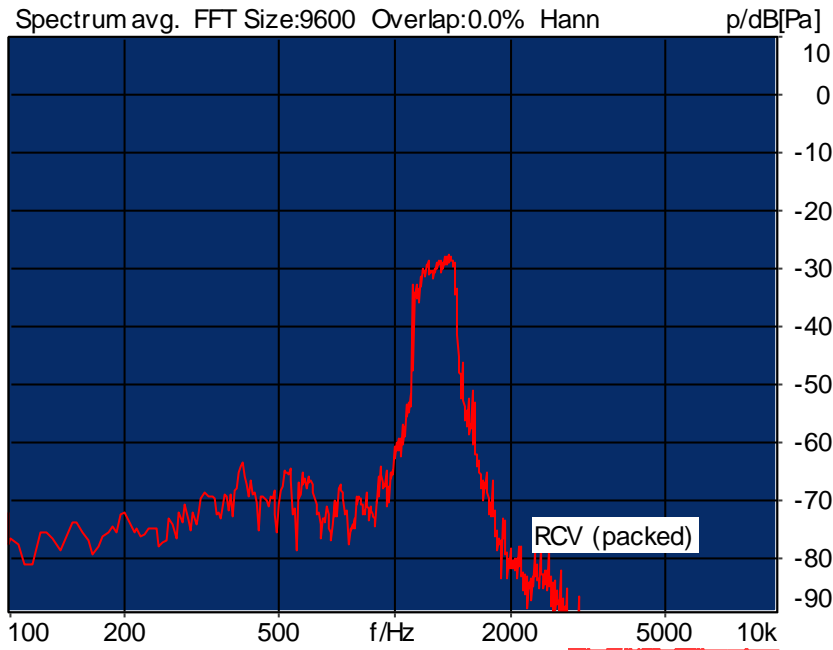
Limits

lower
20.00 dB



5.2 RCV Distortion and Noise - 1250 Hz 8N NB

TIA-5050 (2018-01) \ Measurements \ Narrowband \ 5.2 Receive Distortion and Noise 8N change frequency range



Distortion (Noise) RCV (packed): 22.11 dB (7.84%) Ok

Ok

2025-03-04 下午 11:17 ACQUA 6.1.110

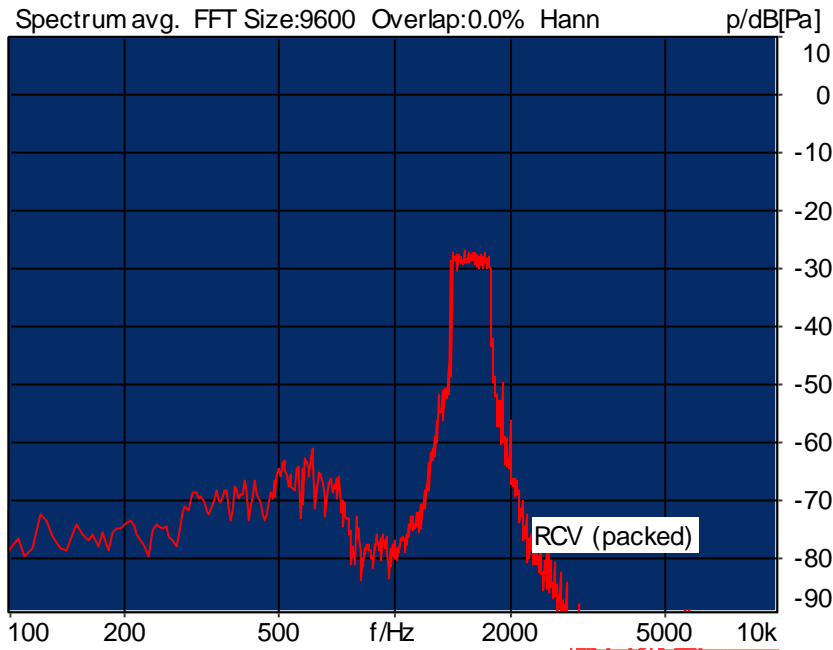
Limits

lower
20.00 dB



5.2 RCV Distortion and Noise - 1600 Hz 8N NB

TIA-5050 (2018-01) \ Measurements \ Narrowband \ 5.2 Receive Distortion and Noise 8N change frequency range



Distortion (Noise) RCV (packed): 26.41 dB (4.78%) Ok

Ok

2025-03-04 下午 11:18 ACQUA 6.1.110

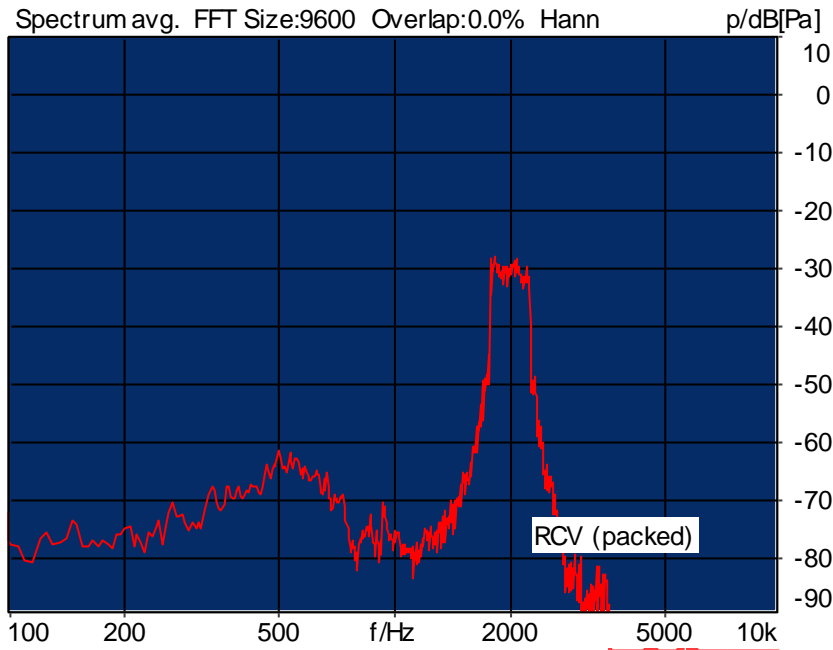
Limits

lower
20.00 dB



5.2 RCV Distortion and Noise - 2000 Hz 8N NB

TIA-5050 (2018-01) \ Measurements \ Narrowband \ 5.2 Receive Distortion and Noise 8N change frequency range



Distortion (Noise) RCV (packed): 23.84 dB (6.43%) Ok

Ok

2025-03-04 下午 11:18 ACQUA 6.1.110

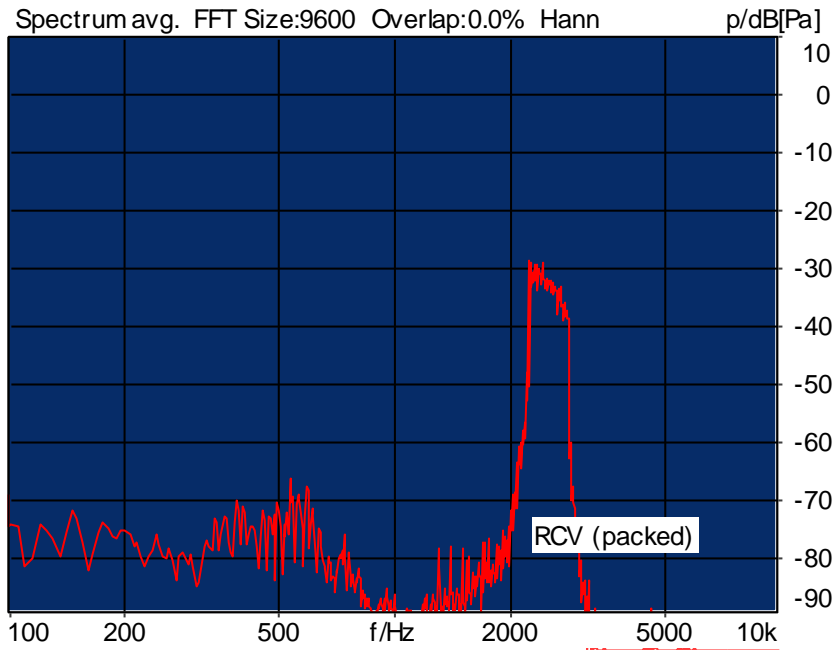
Limits

lower
20.00 dB



5.2 RCV Distortion and Noise - 2500 Hz 8N NB

TIA-5050 (2018-01) \ Measurements \ Narrowband \ 5.2 Receive Distortion and Noise 8N change frequency range



Distortion (Noise) RCV (packed): 29.99 dB (3.17%) Ok

Ok

2025-03-04 下午 11:19 ACQUA 6.1.110

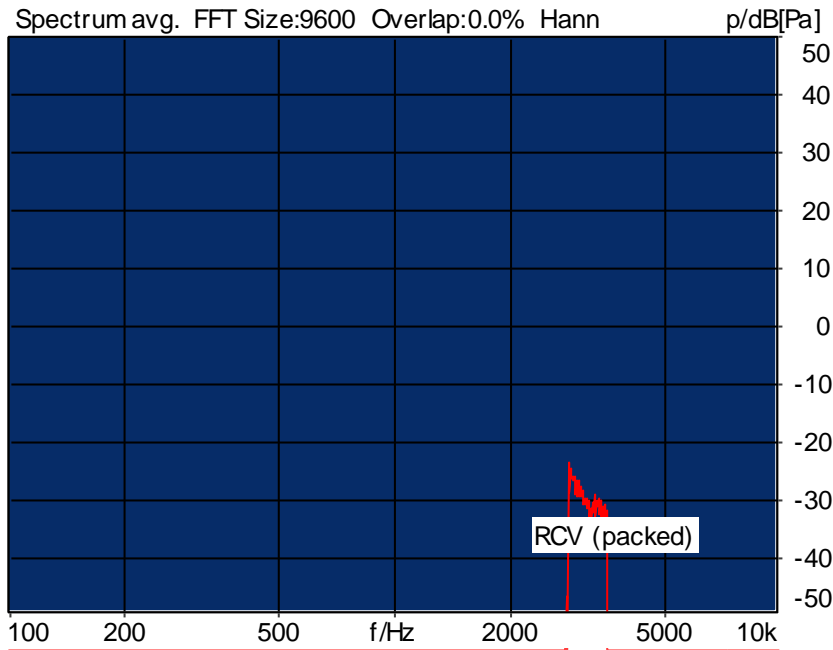
Limits

lower
20.00 dB



5.2 RCV Distortion and Noise - 3150 Hz 8N NB

TIA-5050 (2018-01) \ Measurements \ Narrowband \ 5.2 Receive Distortion and Noise 8N change frequency range



Distortion (Noise) RCV (packed): 40.08 dB (0.99%) Ok

Ok

2025-03-04 下午 11:20 ACQUA 6.1.110

Limits

lower
20.00 dB



Report - Receive Distortion and Noise (Conversational Gain) 8N NB

TIA-5050 (2018-01) \ Measurements \ Narrowband \ 5.2 Receive Distortion and Noise 8N change frequency range

Region	Frequency	SDNR
1	400Hz	31.60 dB
2	500Hz	28.58 dB
3	630Hz	25.06 dB
4	800Hz	25.53 dB
5	1000Hz	20.80 dB
6	1250Hz	22.11 dB
7	1600Hz	26.41 dB
8	2000Hz	23.84 dB
9	2500Hz	29.99 dB
10	3150Hz	40.08 dB

All SDNRs were greater than 20.0 dB, requirement was met.

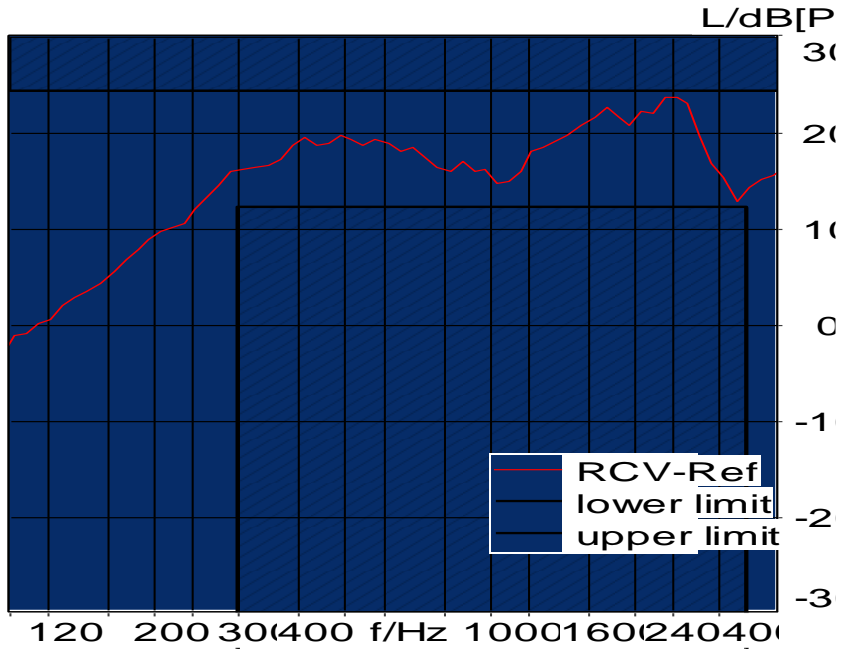
Smallest SDNR was 20.80dB at 1000Hz.

2025-03-04 下午 11:20 ACQUA



5.3 Frequency Response 8N DF HANB

TIA-5050 (2018-01) \ Measurements \ Narrowband



Absolute minimal distance

0.55 dB at 2302.3 Hz Ok

Ok

2025-03-04 下午 11:20 ACQUA 6.1.110

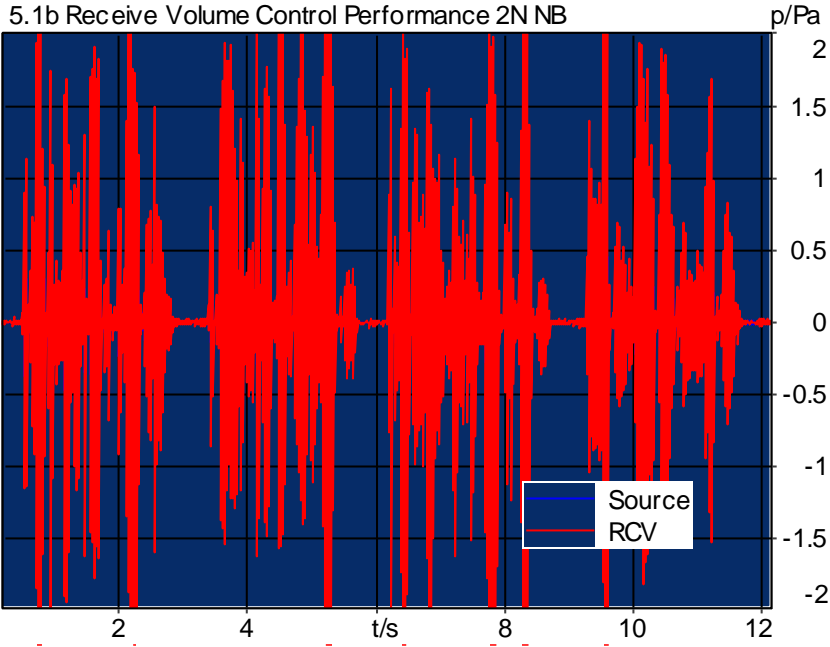
Limits

lower
Fit into tolerance



5.1b Receive Volume Control Performance 2N NB

TIA-5050 (2018-01) \ Measurements \ Narrowband



Channel	Speech level	Activity	
RCV	87.93 dB[SPL]	38.55%	Ok

Ok

2025-03-04 下午 10:52 ACQUA 6.1.110

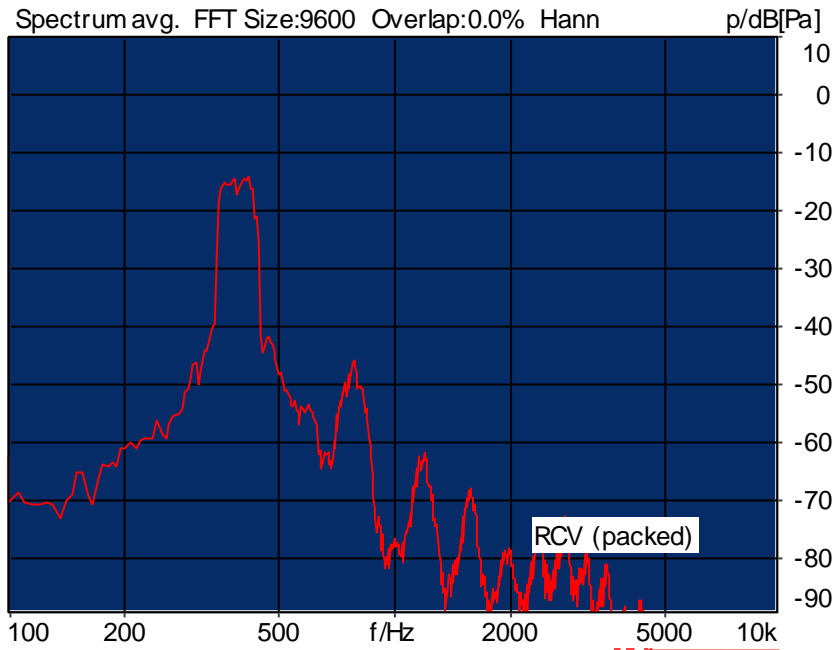
Limits

lower
76.00 dB[SPL]



5.2 RCV Distortion and Noise - 400 Hz 2N NB

TIA-5050 (2018-01) \ Measurements \ Narrowband \ 5.2 Receive Distortion and Noise 2N change frequency range



Distortion (Noise) RCV (packed): 30.99 dB (2.82%) Ok

Ok

2025-03-04 下午 10:54 ACQUA 6.1.110

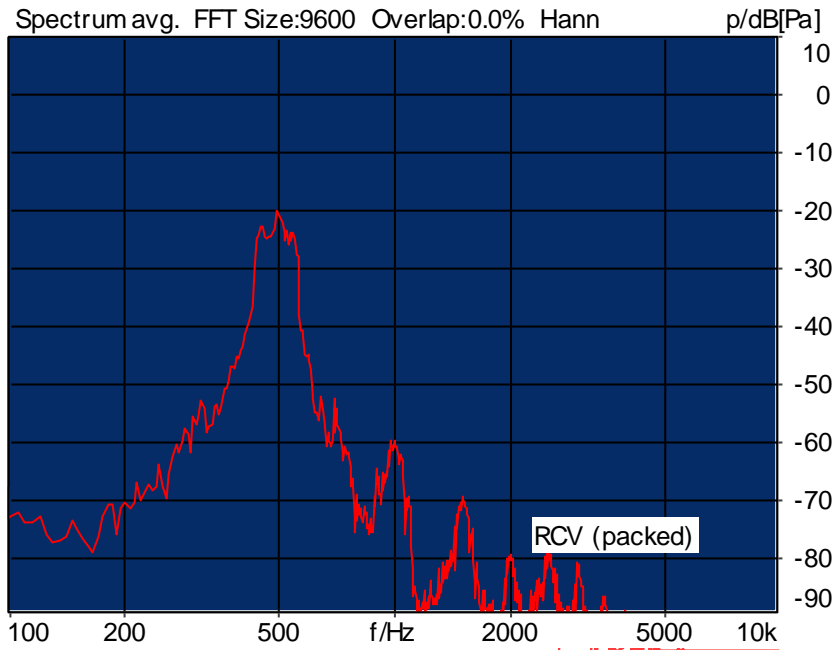
Limits

lower
20.00 dB



5.2 RCV Distortion and Noise - 500 Hz 2N NB

TIA-5050 (2018-01) \ Measurements \ Narrowband \ 5.2 Receive Distortion and Noise 2N change frequency range



Distortion (Noise) RCV (packed): 28.34 dB (3.83%) Ok

Ok

2025-03-04 下午 10:55 ACQUA 6.1.110

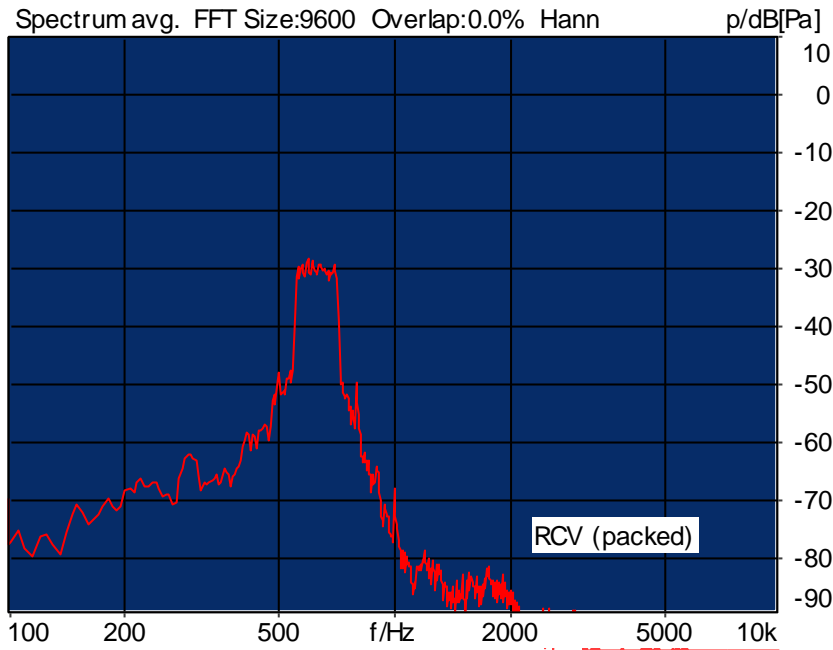
Limits

lower
20.00 dB



5.2 RCV Distortion and Noise - 630 Hz 2N NB

TIA-5050 (2018-01) \ Measurements \ Narrowband \ 5.2 Receive Distortion and Noise 2N change frequency range



Distortion (Noise) RCV (packed): 25.27 dB (5.45%) Ok

Ok

2025-03-04 下午 10:55 ACQUA 6.1.110

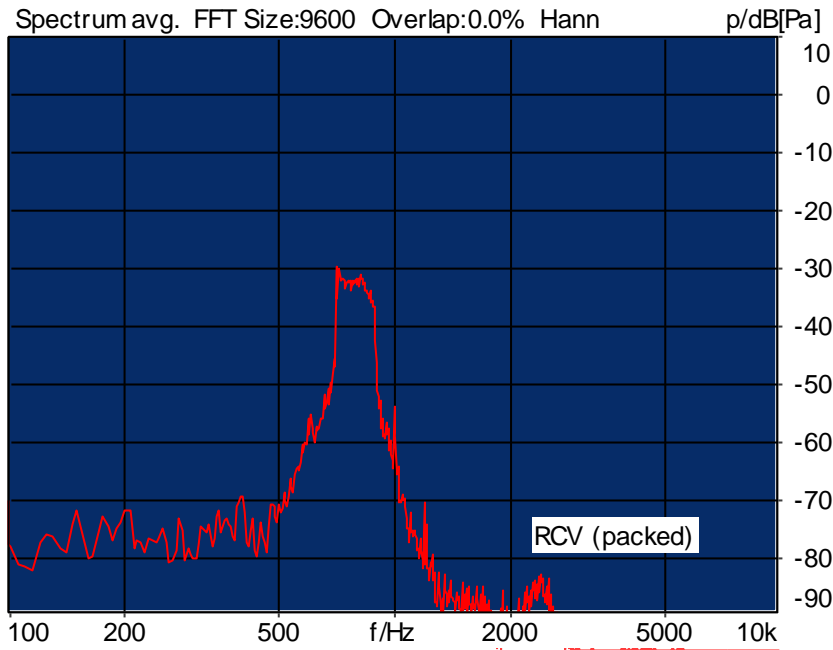
Limits

lower
20.00 dB



5.2 RCV Distortion and Noise - 800 Hz 2N NB

TIA-5050 (2018-01) \ Measurements \ Narrowband \ 5.2 Receive Distortion and Noise 2N change frequency range



Distortion (Noise) RCV (packed): 25.67 dB (5.20%) Ok

Ok

2025-03-04 下午 10:56 ACQUA 6.1.110

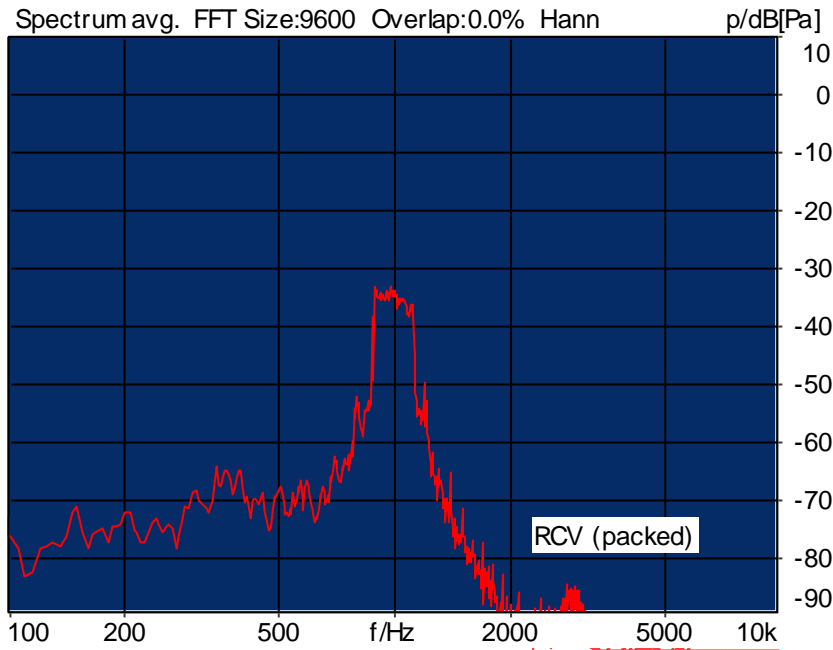
Limits

lower
20.00 dB



5.2 RCV Distortion and Noise - 1000 Hz 2N NB

TIA-5050 (2018-01) \ Measurements \ Narrowband \ 5.2 Receive Distortion and Noise 2N change frequency range



Distortion (Noise) RCV (packed): 21.46 dB (8.45%) Ok

Ok

2025-03-04 下午 10:57 ACQUA 6.1.110

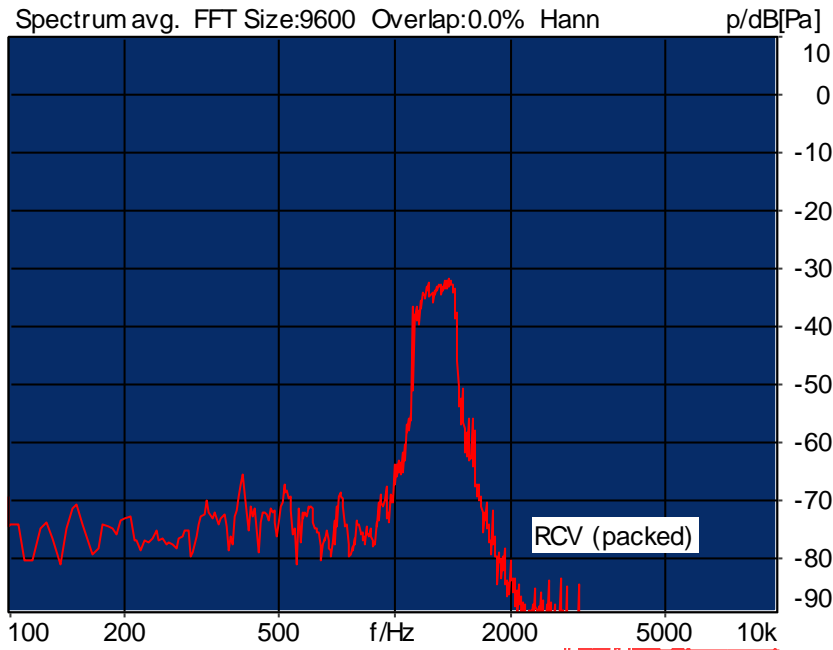
Limits

lower
20.00 dB



5.2 RCV Distortion and Noise - 1250 Hz 2N NB

TIA-5050 (2018-01) \ Measurements \ Narrowband \ 5.2 Receive Distortion and Noise 2N change frequency range



Distortion (Noise) RCV (packed): 22.55 dB (7.46%) Ok

Ok

2025-03-04 下午 10:57 ACQUA 6.1.110

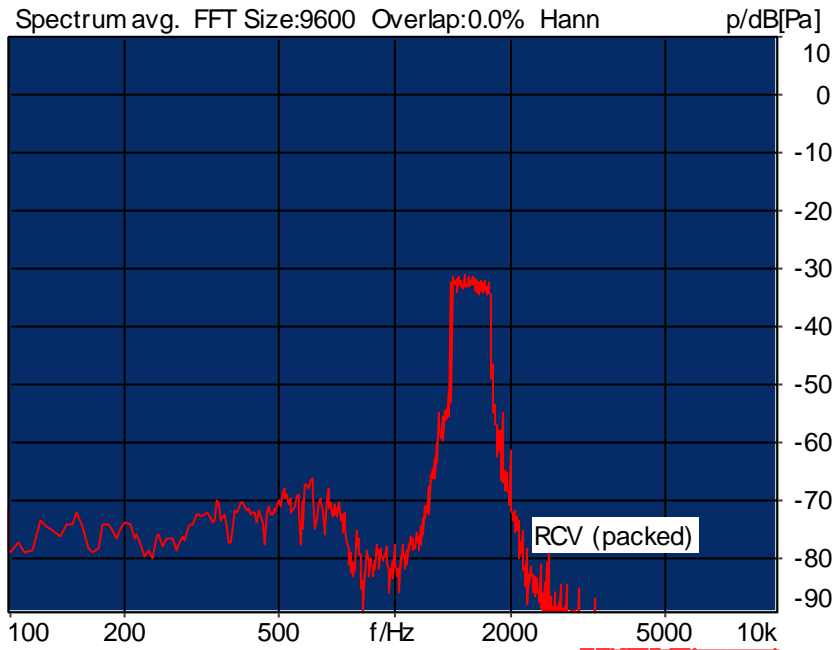
Limits

lower
20.00 dB



5.2 RCV Distortion and Noise - 1600 Hz 2N NB

TIA-5050 (2018-01) \ Measurements \ Narrowband \ 5.2 Receive Distortion and Noise 2N change frequency range



Distortion (Noise) RCV (packed): 26.42 dB (4.78%) Ok

Ok

2025-03-04 下午 10:58 ACQUA 6.1.110

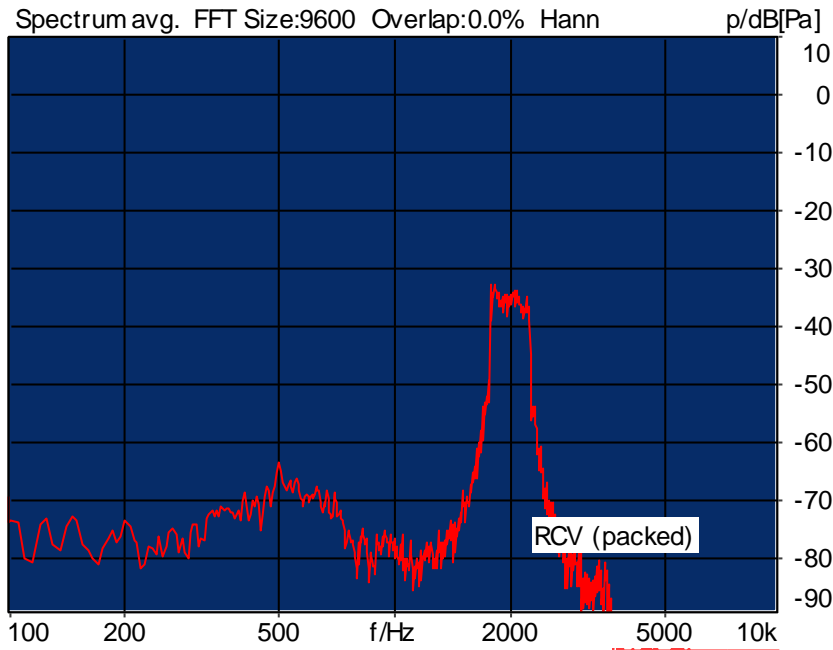
Limits

lower
20.00 dB



5.2 RCV Distortion and Noise - 2000 Hz 2N NB

TIA-5050 (2018-01) \ Measurements \ Narrowband \ 5.2 Receive Distortion and Noise 2N change frequency range



Distortion (Noise) RCV (packed): 23.11 dB (6.99%) Ok

Ok

2025-03-04 下午 10:58 ACQUA 6.1.110

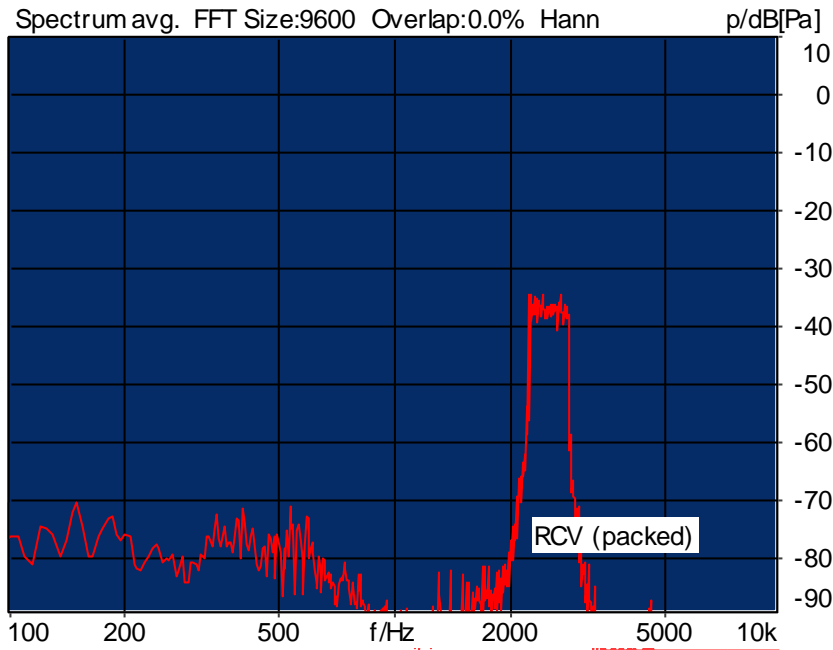
Limits

lower
20.00 dB



5.2 RCV Distortion and Noise - 2500 Hz 2N NB

TIA-5050 (2018-01) \ Measurements \ Narrowband \ 5.2 Receive Distortion and Noise 2N change frequency range



Distortion (Noise) RCV (packed): 30.30 dB (3.05%) Ok

Ok

2025-03-04 下午 10:59 ACQUA 6.1.110

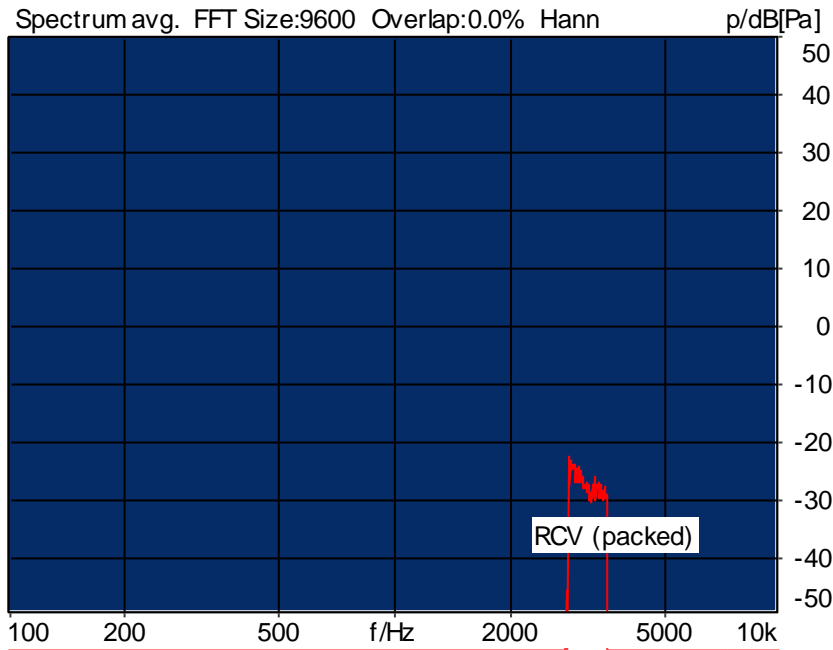
Limits

lower
20.00 dB



5.2 RCV Distortion and Noise - 3150 Hz 2N NB

TIA-5050 (2018-01) \ Measurements \ Narrowband \ 5.2 Receive Distortion and Noise 2N change frequency range



Distortion (Noise) RCV (packed): 44.29 dB (0.61%) Ok

Ok

2025-03-04 下午 11:00 ACQUA 6.1.110

Limits

lower
20.00 dB



Report - Receive Distortion and Noise (Conversational Gain) 2N NB

TIA-5050 (2018-01) \ Measurements \ Narrowband \ 5.2 Receive Distortion and Noise 2N change frequency range

Region	Frequency	SDNR
1	400Hz	30.99 dB
2	500Hz	28.34 dB
3	630Hz	25.27 dB
4	800Hz	25.67 dB
5	1000Hz	21.46 dB
6	1250Hz	22.55 dB
7	1600Hz	26.42 dB
8	2000Hz	23.11 dB
9	2500Hz	30.30 dB
10	3150Hz	44.29 dB

All SDNRs were greater than 20.0 dB, requirement was met.

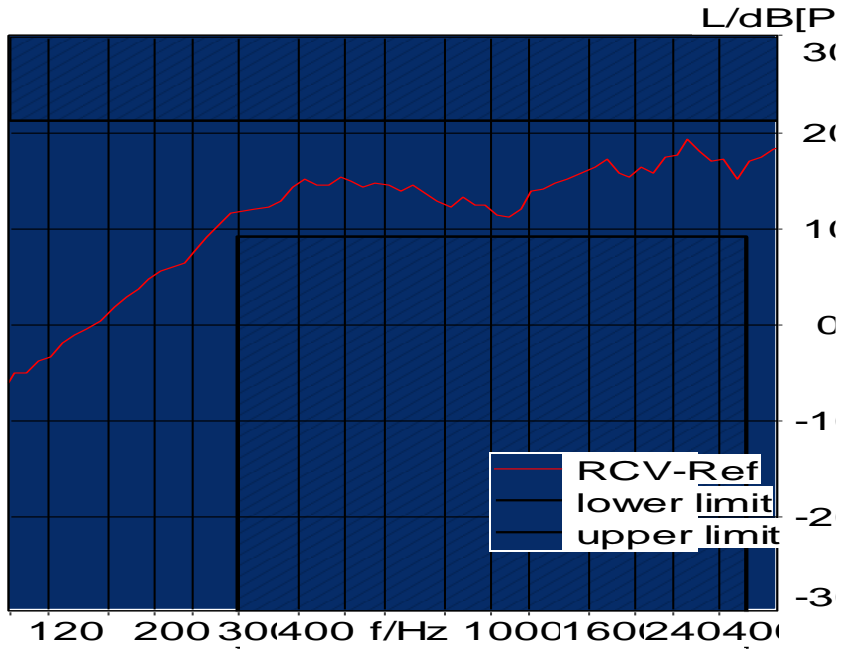
Smallest SDNR was 21.46dB at 1000Hz.

2025-03-04 下午 11:00 ACQUA



5.3 Frequency Response 2N DF HANB

TIA-5050 (2018-01) \ Measurements \ Narrowband



Absolute minimal distance

1.98 dB at 2571.8 Hz Ok

Ok

2025-03-04 下午 11:13 ACQUA 6.1.110

Limits

lower
Fit into tolerance



#3 WiFi 5.5GHz EVS NB 24.4kbps

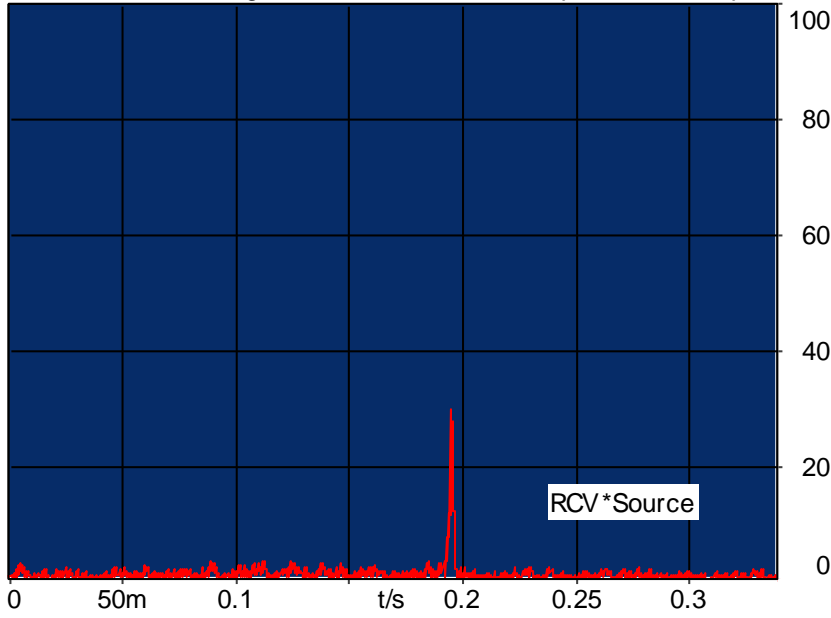
SMD	Status	Single Value Description	Single Value
Overall Receive Delay NB	Done	Delay (Cross) [ms]	195.2
5.1a Receive Volume Control Performance 8N NB	Ok	Speech Level [dB[SPL]]	90.27
5.1b Receive Volume Control Performance 2N NB	Ok	Speech Level [dB[SPL]]	87.43
5.2 RCV Distortion and Noise - 400 Hz 8N NB	Ok	Distortion (Noise) [dB], 0.0 dB	31.55
5.2 RCV Distortion and Noise - 500 Hz 8N NB	Ok	Distortion (Noise) [dB], 0.0 dB	28.40
5.2 RCV Distortion and Noise - 630 Hz 8N NB	Ok	Distortion (Noise) [dB], 0.0 dB	24.45
5.2 RCV Distortion and Noise - 800 Hz 8N NB	Ok	Distortion (Noise) [dB], 0.0 dB	25.69
5.2 RCV Distortion and Noise - 1000 Hz 8N NB	Ok	Distortion (Noise) [dB], 0.0 dB	20.50
5.2 RCV Distortion and Noise - 1250 Hz 8N NB	Ok	Distortion (Noise) [dB], 0.0 dB	21.95
5.2 RCV Distortion and Noise - 1600 Hz 8N NB	Ok	Distortion (Noise) [dB], 0.0 dB	25.92
5.2 RCV Distortion and Noise - 2000 Hz 8N NB	Ok	Distortion (Noise) [dB], 0.0 dB	23.79
5.2 RCV Distortion and Noise - 2500 Hz 8N NB	Ok	Distortion (Noise) [dB], 0.0 dB	29.78
5.2 RCV Distortion and Noise - 3150 Hz 8N NB	Ok	Distortion (Noise) [dB], 0.0 dB	40.26
5.2 RCV Distortion and Noise - 400 Hz 2N NB	Ok	Distortion (Noise) [dB], 0.0 dB	30.63
5.2 RCV Distortion and Noise - 500 Hz 2N NB	Ok	Distortion (Noise) [dB], 0.0 dB	28.26
5.2 RCV Distortion and Noise - 630 Hz 2N NB	Ok	Distortion (Noise) [dB], 0.0 dB	24.92
5.2 RCV Distortion and Noise - 800 Hz 2N NB	Ok	Distortion (Noise) [dB], 0.0 dB	25.80
5.2 RCV Distortion and Noise - 1000 Hz 2N NB	Ok	Distortion (Noise) [dB], 0.0 dB	21.20
5.2 RCV Distortion and Noise - 1250 Hz 2N NB	Ok	Distortion (Noise) [dB], 0.0 dB	22.11
5.2 RCV Distortion and Noise - 1600 Hz 2N NB	Ok	Distortion (Noise) [dB], 0.0 dB	26.33
5.2 RCV Distortion and Noise - 2000 Hz 2N NB	Ok	Distortion (Noise) [dB], 0.0 dB	22.86
5.2 RCV Distortion and Noise - 2500 Hz 2N NB	Ok	Distortion (Noise) [dB], 0.0 dB	30.39
5.2 RCV Distortion and Noise - 3150 Hz 2N NB	Ok	Distortion (Noise) [dB], 0.0 dB	43.58
5.3 Frequency Response 8N DF HANB	Ok	Min. dist. to tolerance scheme [dB], 2302.3 Hz	0.73
5.3 Frequency Response 2N DF HANB	Ok	Min. dist. to tolerance scheme [dB], 1028.7 Hz	1.87



Overall Receive Delay NB

TIA-5050 (2018-01) \ Measurements \ Narrowband \ Preparation - Delay measurement

Cross correlation avg. FFT Size:131072 Overlap:0.0% Envelope | %



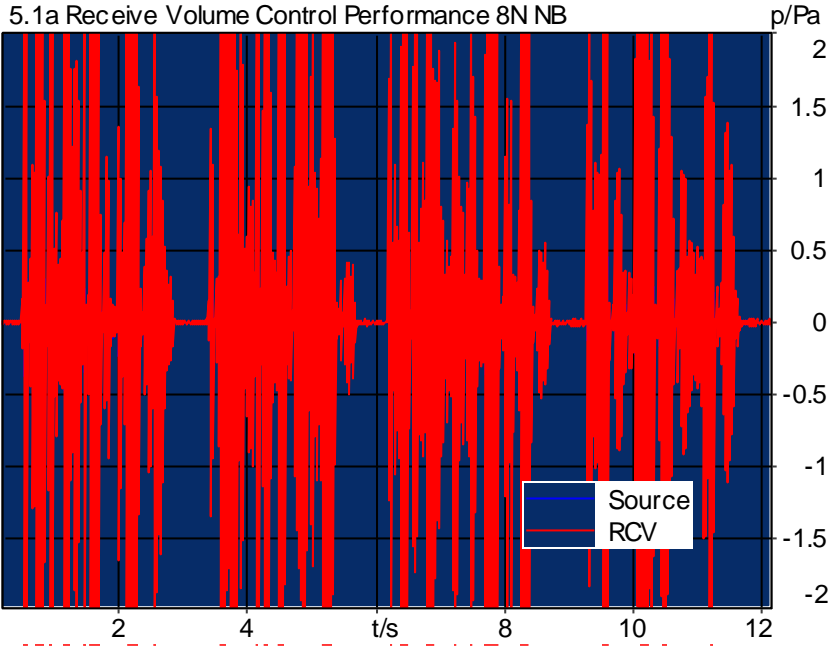
Channel	Delay	Correlation
RCV*Source	195.2 ms	29.87 %

2025-01-31 上午 12:55 ACQUA 6.1.100



5.1a Receive Volume Control Performance 8N NB

TIA-5050 (2018-01) \ Measurements \ Narrowband



Channel	Speech level	Activity	
RCV	90.27 dB[SPL]	67.68%	Ok

Ok

2025-01-31 上午 01:04 ACQUA 6.1.100

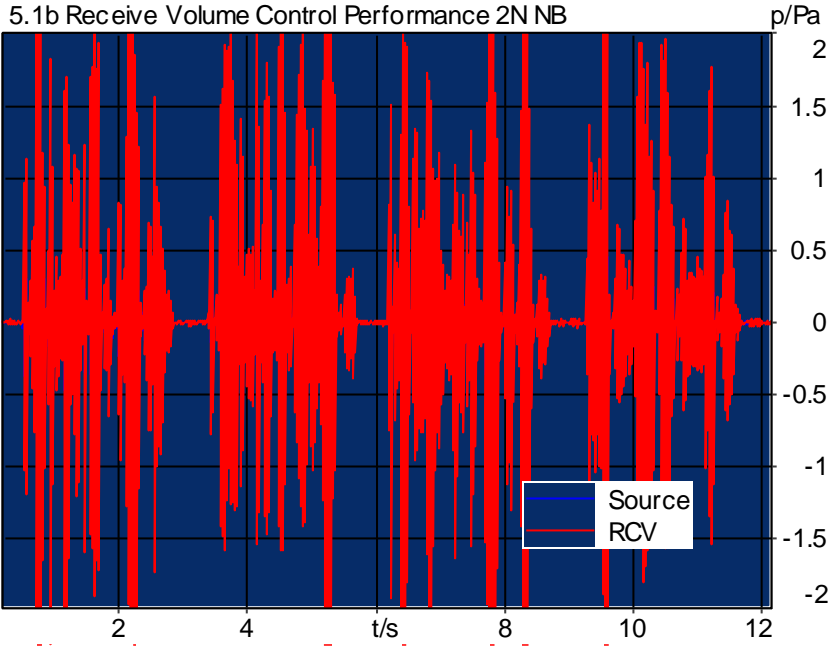
Limits

lower
76.00 dB[SPL]



5.1b Receive Volume Control Performance 2N NB

TIA-5050 (2018-01) \ Measurements \ Narrowband



Channel	Speech level	Activity	
RCV	87.43 dB[SPL]	45.10%	Ok

Ok

2025-01-31 上午 12:56 ACQUA 6.1.100

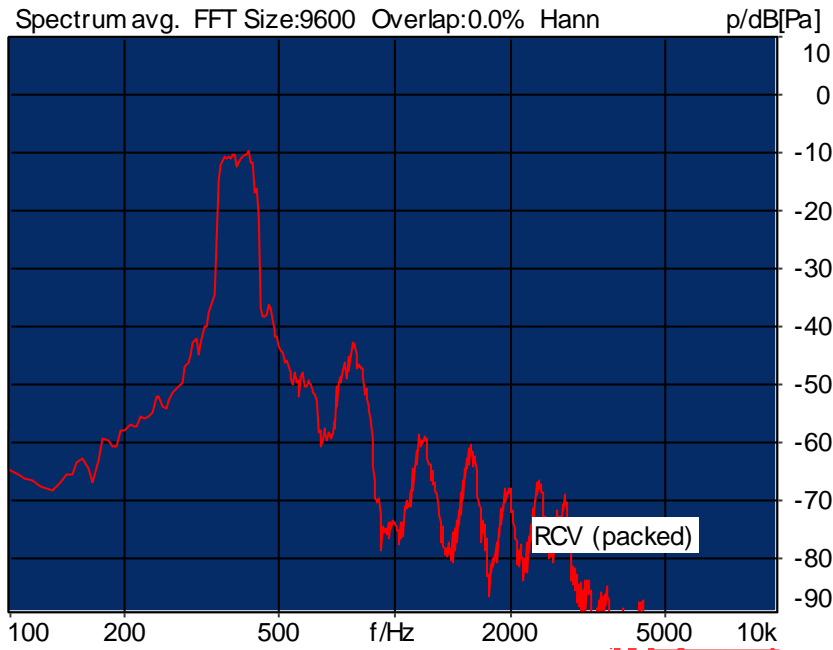
Limits

lower
76.00 dB[SPL]



5.2 RCV Distortion and Noise - 400 Hz 8N NB

TIA-5050 (2018-01) \ Measurements \ Narrowband \ 5.2 Receive Distortion and Noise 8N change frequency range



Distortion (Noise) RCV (packed): 31.55 dB (2.65%) Ok

Ok

2025-01-31 上午 01:05 ACQUA 6.1.100

Limits

lower
20.00 dB



5.2 RCV Distortion and Noise - 500 Hz 8N NB

TIA-5050 (2018-01) \ Measurements \ Narrowband \ 5.2 Receive Distortion and Noise 8N change frequency range



Distortion (Noise) RCV (packed): 28.40 dB (3.80%) Ok

Ok

2025-01-31 上午 01:06 ACQUA 6.1.100

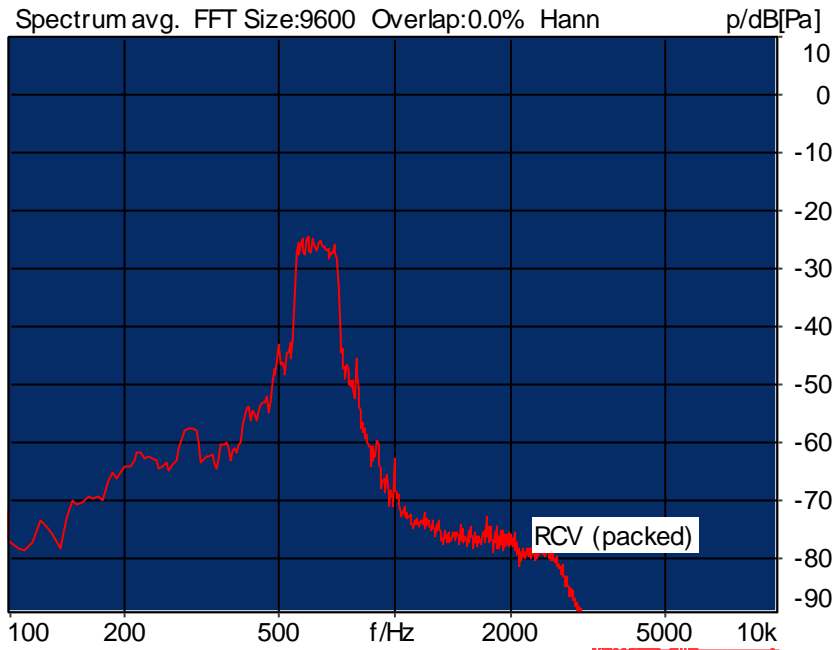
Limits

lower
20.00 dB



5.2 RCV Distortion and Noise - 630 Hz 8N NB

TIA-5050 (2018-01) \ Measurements \ Narrowband \ 5.2 Receive Distortion and Noise 8N change frequency range



Distortion (Noise) RCV (packed): 24.45 dB (5.99%) Ok

Ok

2025-01-31 上午 01:06 ACQUA 6.1.100

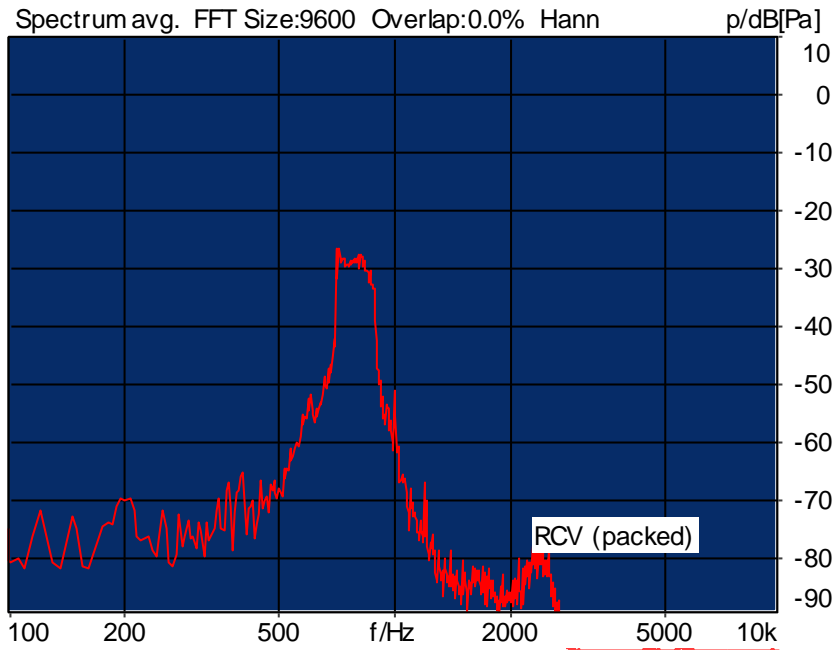
Limits

lower
20.00 dB



5.2 RCV Distortion and Noise - 800 Hz 8N NB

TIA-5050 (2018-01) \ Measurements \ Narrowband \ 5.2 Receive Distortion and Noise 8N change frequency range



Distortion (Noise) RCV (packed): 25.69 dB (5.19%) Ok

Ok

2025-01-31 上午 01:07 ACQUA 6.1.100

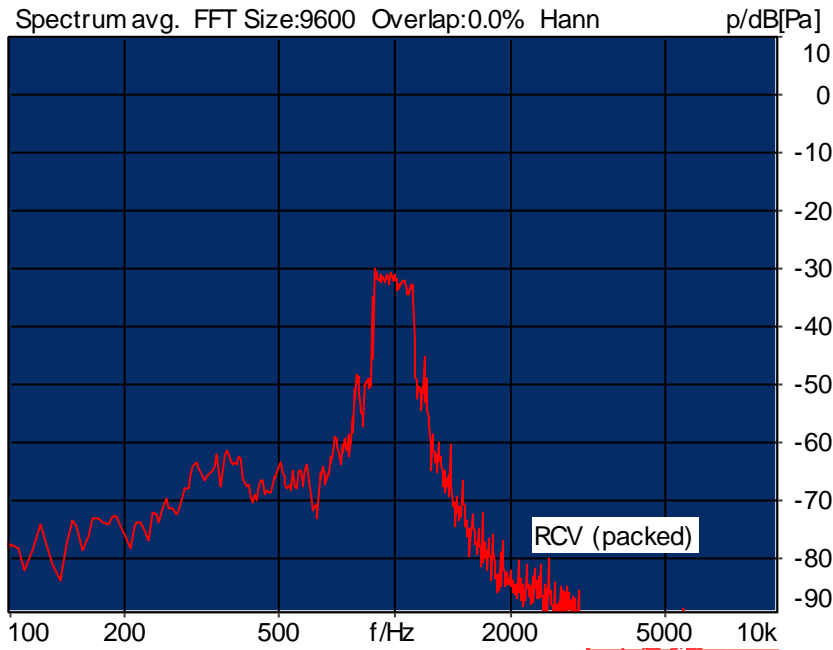
Limits

lower
20.00 dB



5.2 RCV Distortion and Noise - 1000 Hz 8N NB

TIA-5050 (2018-01) \ Measurements \ Narrowband \ 5.2 Receive Distortion and Noise 8N change frequency range



Distortion (Noise) RCV (packed): 20.50 dB (9.44%) Ok

Ok

2025-01-31 上午 01:07 ACQUA 6.1.100

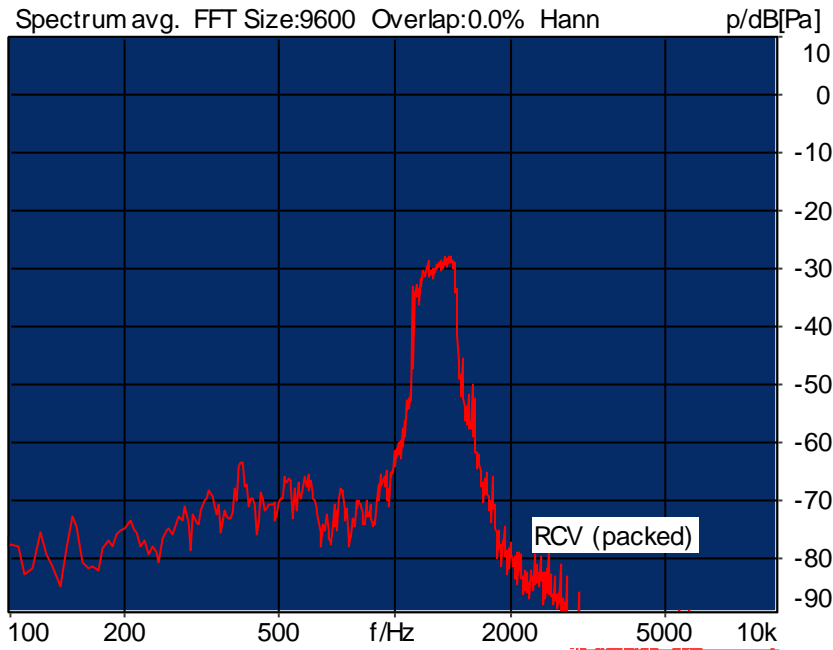
Limits

lower
20.00 dB



5.2 RCV Distortion and Noise - 1250 Hz 8N NB

TIA-5050 (2018-01) \ Measurements \ Narrowband \ 5.2 Receive Distortion and Noise 8N change frequency range



Distortion (Noise) RCV (packed): 21.95 dB (7.99%) Ok

Ok

2025-01-31 上午 01:08 ACQUA 6.1.100

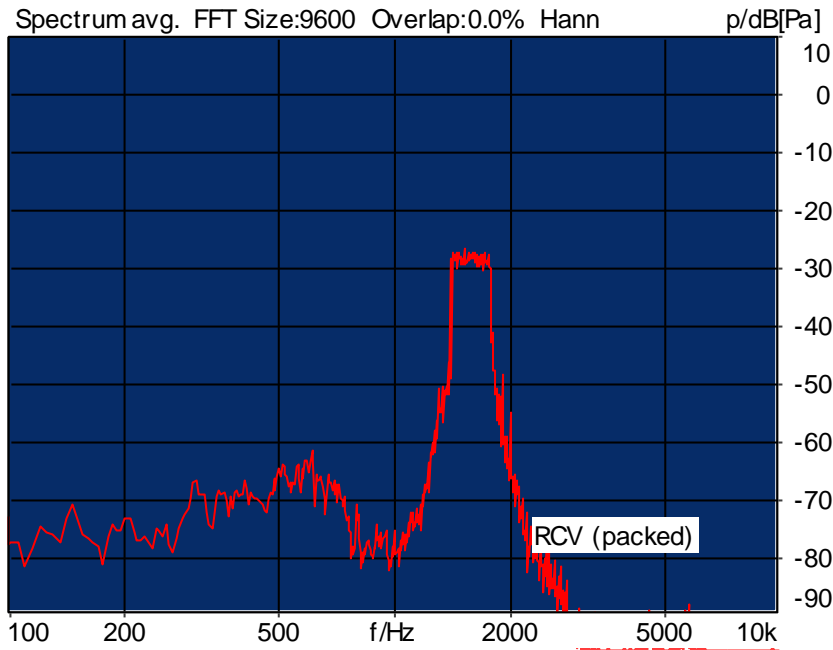
Limits

lower
20.00 dB



5.2 RCV Distortion and Noise - 1600 Hz 8N NB

TIA-5050 (2018-01) \ Measurements \ Narrowband \ 5.2 Receive Distortion and Noise 8N change frequency range



Distortion (Noise) RCV (packed): 25.92 dB (5.06%) Ok

Ok

2025-01-31 上午 01:09 ACQUA 6.1.100

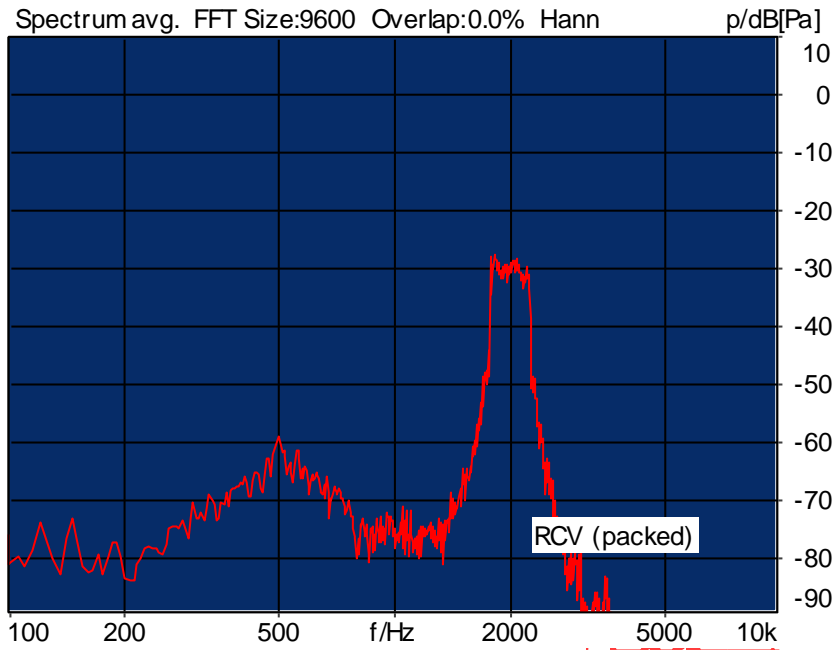
Limits

lower
20.00 dB



5.2 RCV Distortion and Noise - 2000 Hz 8N NB

TIA-5050 (2018-01) \ Measurements \ Narrowband \ 5.2 Receive Distortion and Noise 8N change frequency range



Distortion (Noise) RCV (packed): 23.79 dB (6.46%) Ok

Ok

2025-01-31 上午 01:09 ACQUA 6.1.100

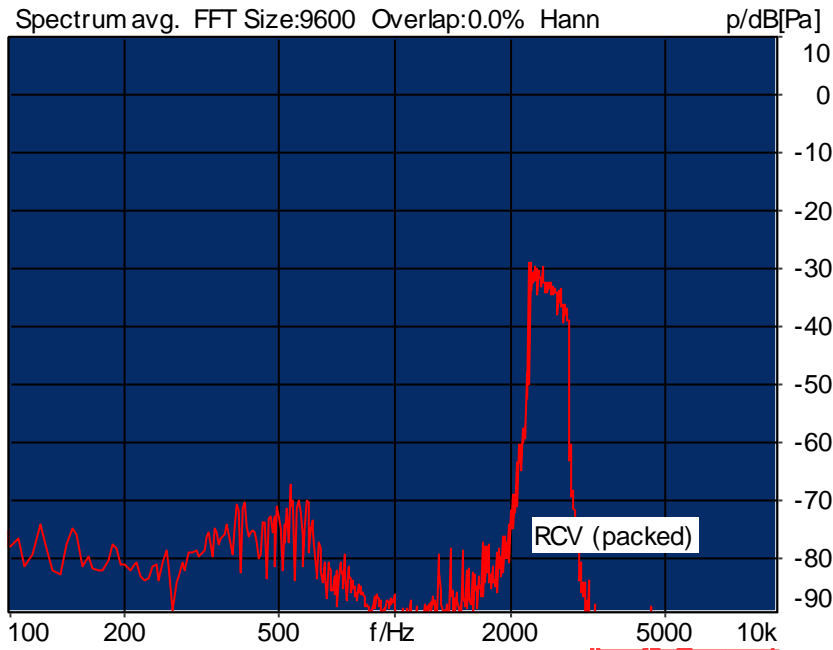
Limits

lower
20.00 dB



5.2 RCV Distortion and Noise - 2500 Hz 8N NB

TIA-5050 (2018-01) \ Measurements \ Narrowband \ 5.2 Receive Distortion and Noise 8N change frequency range



Distortion (Noise) RCV (packed): 29.78 dB (3.24%) Ok

Ok

2025-01-31 上午 01:10 ACQUA 6.1.100

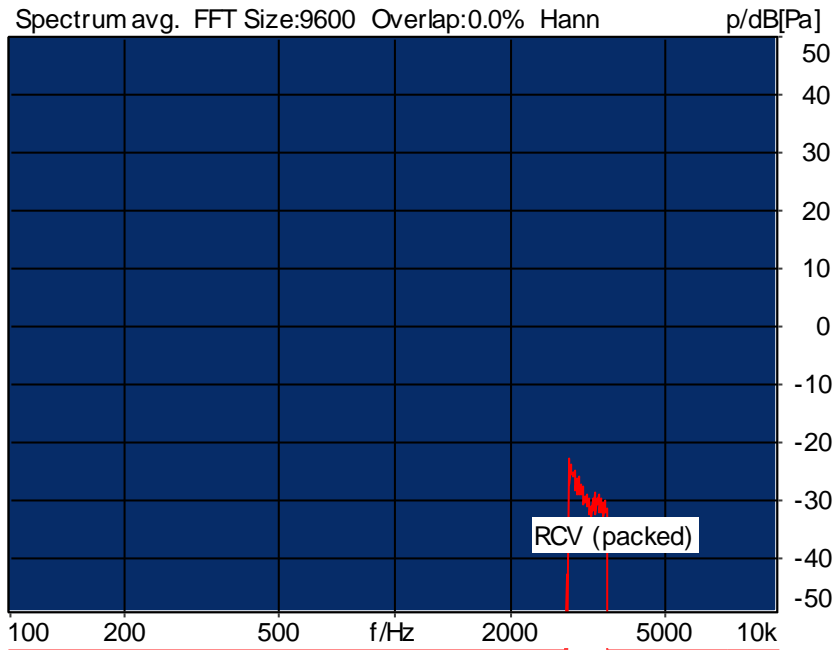
Limits

lower
20.00 dB



5.2 RCV Distortion and Noise - 3150 Hz 8N NB

TIA-5050 (2018-01) \ Measurements \ Narrowband \ 5.2 Receive Distortion and Noise 8N change frequency range



Distortion (Noise) RCV (packed): 40.26 dB (0.97%) Ok

Ok

2025-01-31 上午 01:10 ACQUA 6.1.100

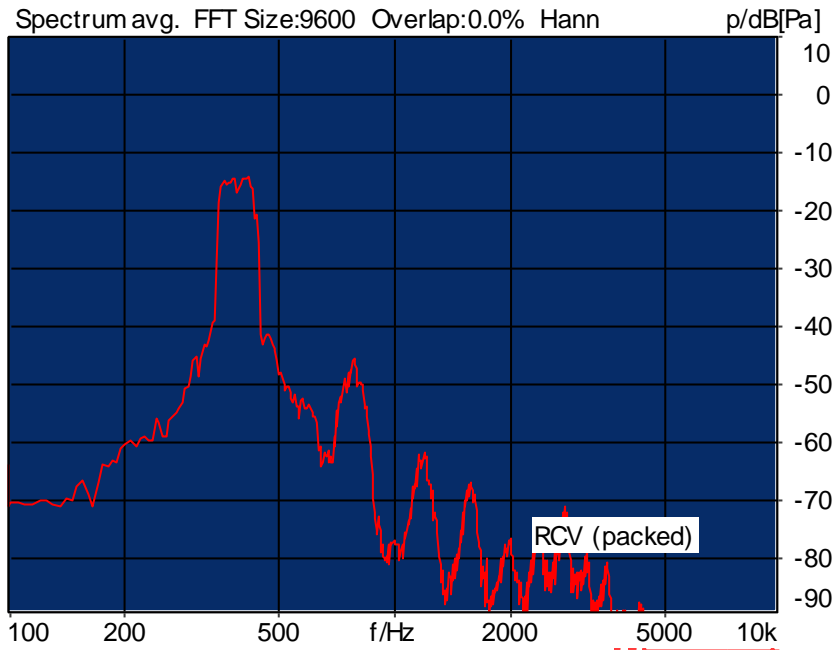
Limits

lower
20.00 dB



5.2 RCV Distortion and Noise - 400 Hz 2N NB

TIA-5050 (2018-01) \ Measurements \ Narrowband \ 5.2 Receive Distortion and Noise 2N change frequency range



Distortion (Noise) RCV (packed): 30.63 dB (2.94%) Ok

Ok

2025-01-31 上午 12:56 ACQUA 6.1.100

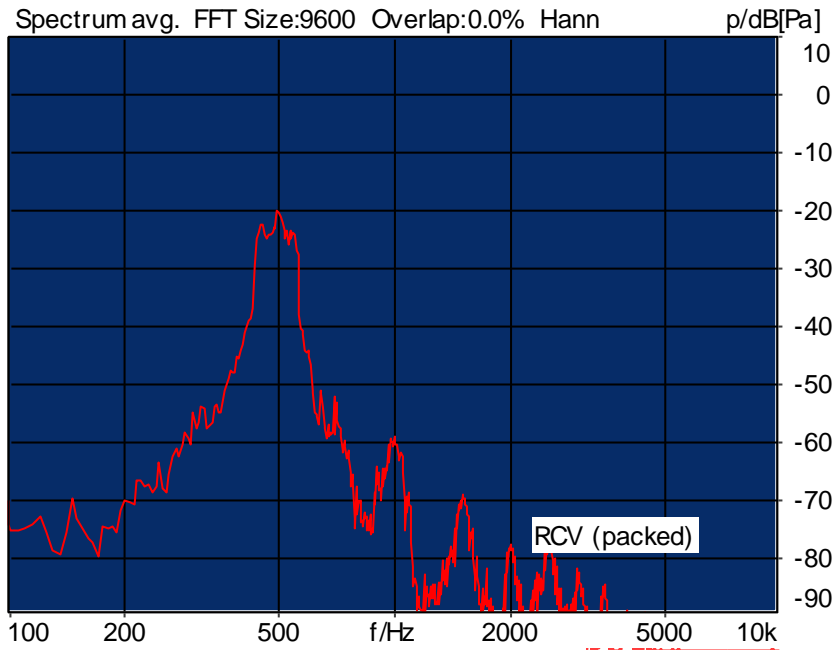
Limits

lower
20.00 dB



5.2 RCV Distortion and Noise - 500 Hz 2N NB

TIA-5050 (2018-01) \ Measurements \ Narrowband \ 5.2 Receive Distortion and Noise 2N change frequency range



Distortion (Noise) RCV (packed): 28.26 dB (3.86%) Ok

Ok

2025-01-31 上午 12:57 ACQUA 6.1.100

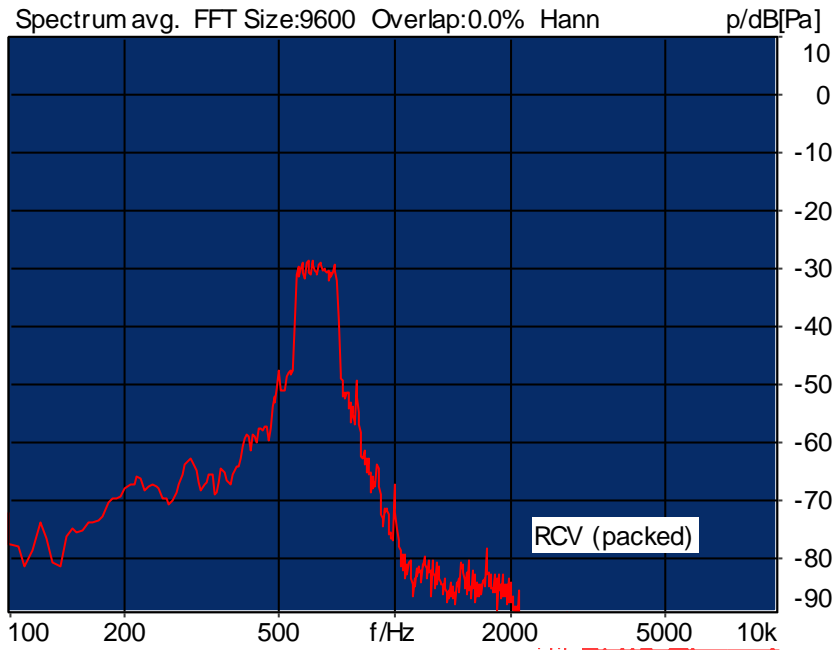
Limits

lower
20.00 dB



5.2 RCV Distortion and Noise - 630 Hz 2N NB

TIA-5050 (2018-01) \ Measurements \ Narrowband \ 5.2 Receive Distortion and Noise 2N change frequency range



Distortion (Noise) RCV (packed): 24.92 dB (5.68%) Ok

Ok

2025-01-31 上午 12:58 ACQUA 6.1.100

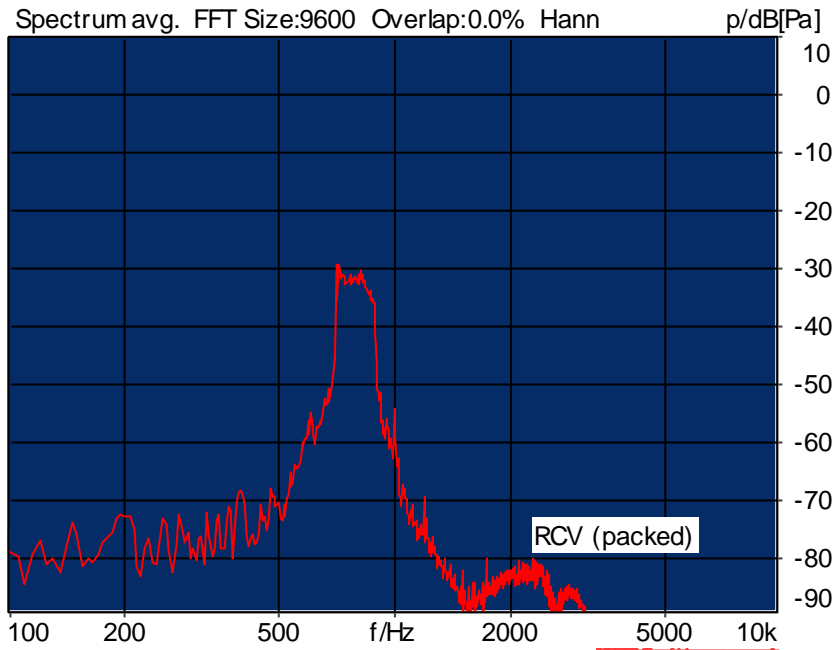
Limits

lower
20.00 dB



5.2 RCV Distortion and Noise - 800 Hz 2N NB

TIA-5050 (2018-01) \ Measurements \ Narrowband \ 5.2 Receive Distortion and Noise 2N change frequency range



Distortion (Noise) RCV (packed): 25.80 dB (5.13%) Ok

Ok

2025-01-31 上午 12:58 ACQUA 6.1.100

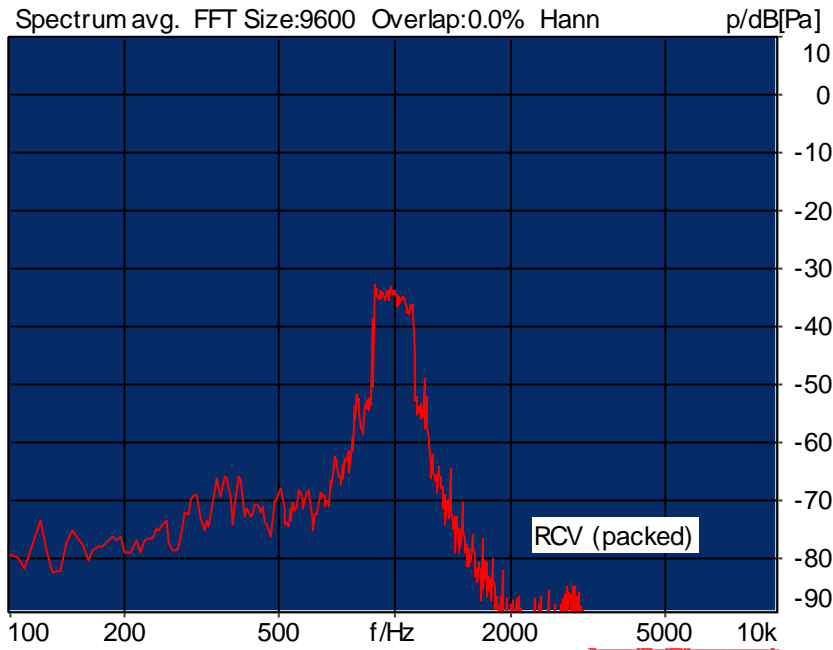
Limits

lower
20.00 dB



5.2 RCV Distortion and Noise - 1000 Hz 2N NB

TIA-5050 (2018-01) \ Measurements \ Narrowband \ 5.2 Receive Distortion and Noise 2N change frequency range



Distortion (Noise) RCV (packed): 21.20 dB (8.71%) Ok

Ok

2025-01-31 上午 12:59 ACQUA 6.1.100

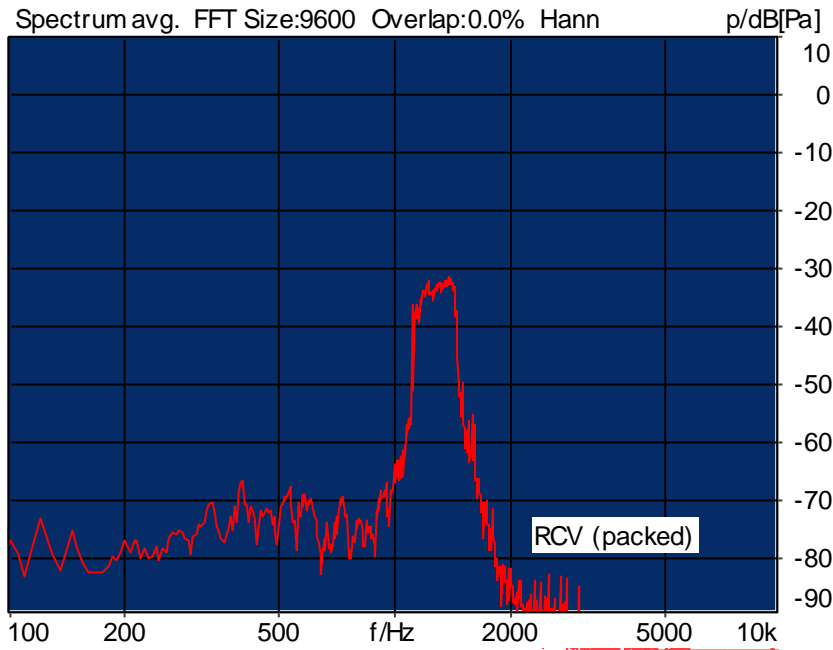
Limits

lower
20.00 dB



5.2 RCV Distortion and Noise - 1250 Hz 2N NB

TIA-5050 (2018-01) \ Measurements \ Narrowband \ 5.2 Receive Distortion and Noise 2N change frequency range



Distortion (Noise) RCV (packed): 22.11 dB (7.84%) Ok

Ok

2025-01-31 上午 12:59 ACQUA 6.1.100

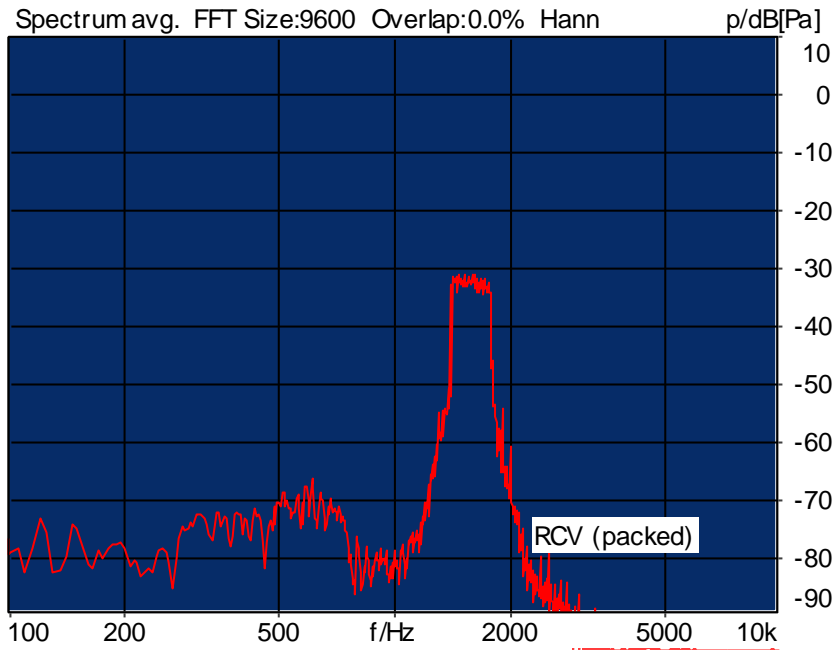
Limits

lower
20.00 dB



5.2 RCV Distortion and Noise - 1600 Hz 2N NB

TIA-5050 (2018-01) \ Measurements \ Narrowband \ 5.2 Receive Distortion and Noise 2N change frequency range



Distortion (Noise) RCV (packed): 26.33 dB (4.83%) Ok

Ok

2025-01-31 上午 01:00 ACQUA 6.1.100

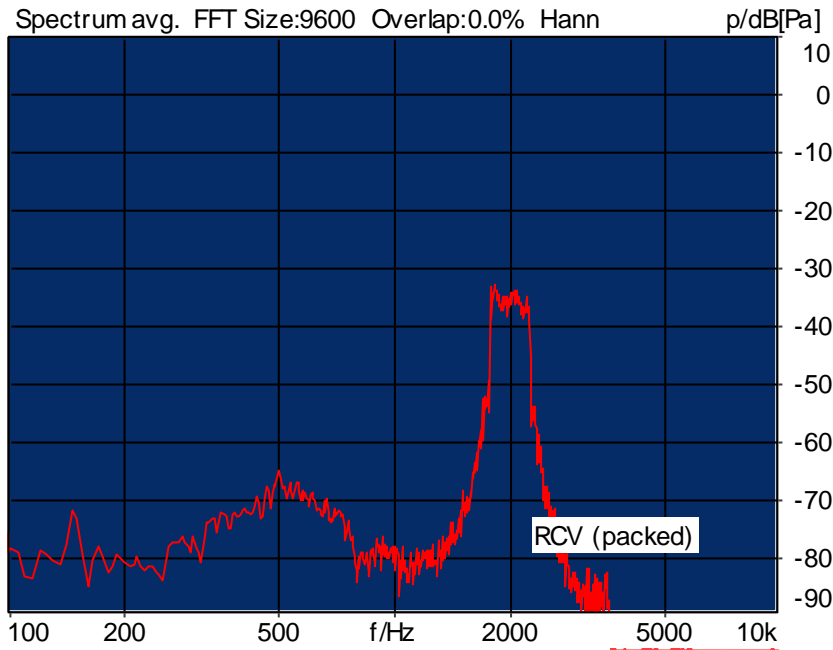
Limits

lower
20.00 dB



5.2 RCV Distortion and Noise - 2000 Hz 2N NB

TIA-5050 (2018-01) \ Measurements \ Narrowband \ 5.2 Receive Distortion and Noise 2N change frequency range



Distortion (Noise) RCV (packed): 22.86 dB (7.20%) Ok

Ok

2025-01-31 上午 01:00 ACQUA 6.1.100

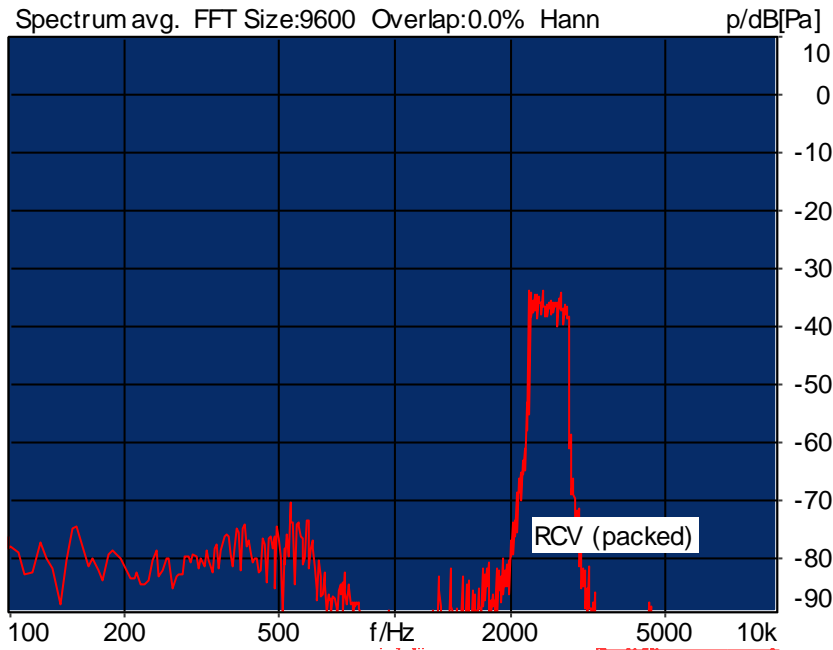
Limits

lower
20.00 dB



5.2 RCV Distortion and Noise - 2500 Hz 2N NB

TIA-5050 (2018-01) \ Measurements \ Narrowband \ 5.2 Receive Distortion and Noise 2N change frequency range



Distortion (Noise) RCV (packed): 30.39 dB (3.02%) Ok

Ok

2025-01-31 上午 01:01 ACQUA 6.1.100

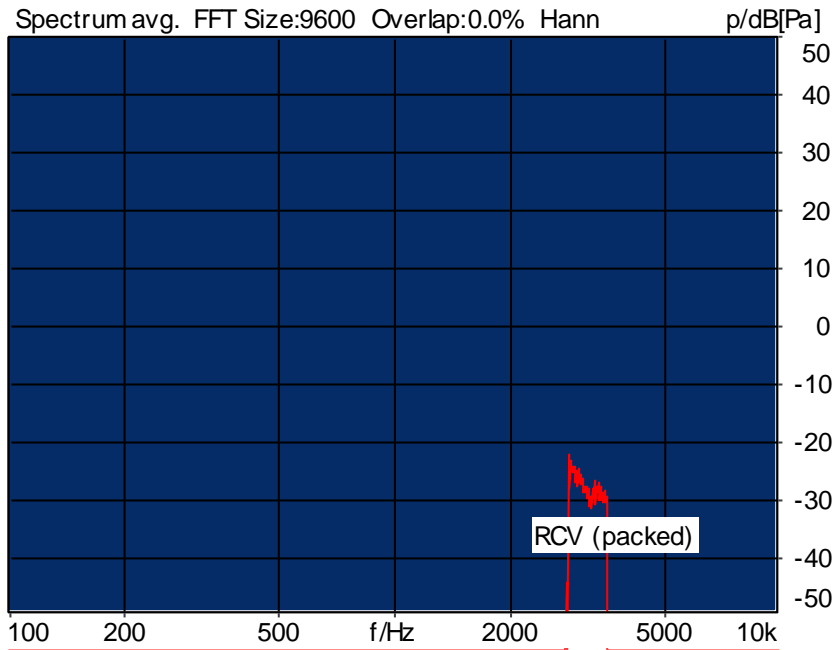
Limits

lower
20.00 dB



5.2 RCV Distortion and Noise - 3150 Hz 2N NB

TIA-5050 (2018-01) \ Measurements \ Narrowband \ 5.2 Receive Distortion and Noise 2N change frequency range



Distortion (Noise) RCV (packed): 43.58 dB (0.66%) Ok

Ok

2025-01-31 上午 01:02 ACQUA 6.1.100

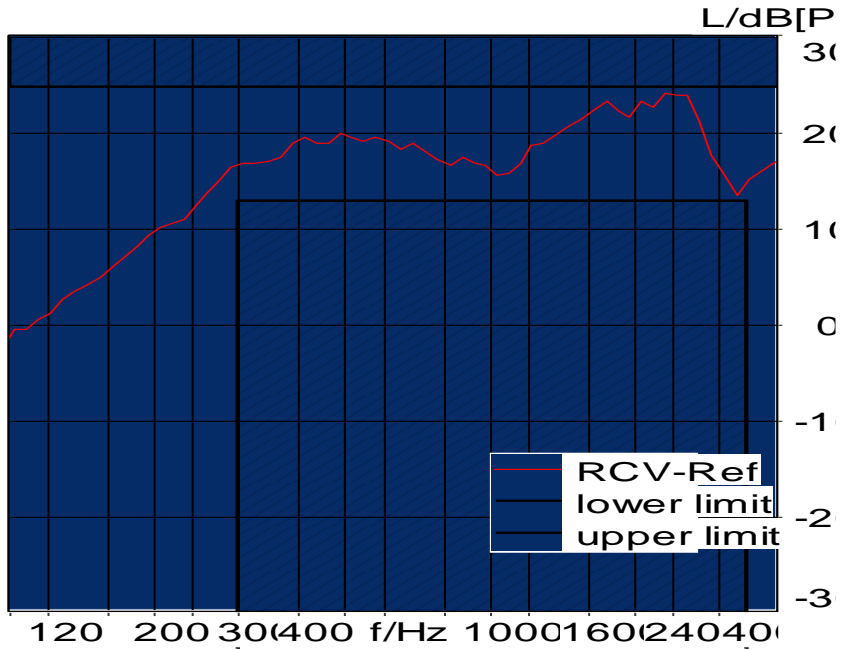
Limits

lower
20.00 dB



5.3 Frequency Response 8N DF HANB

TIA-5050 (2018-01) \ Measurements \ Narrowband



Absolute minimal distance

0.73 dB at 2302.3 Hz Ok

Ok

2025-01-31 上午 01:11 ACQUA 6.1.100

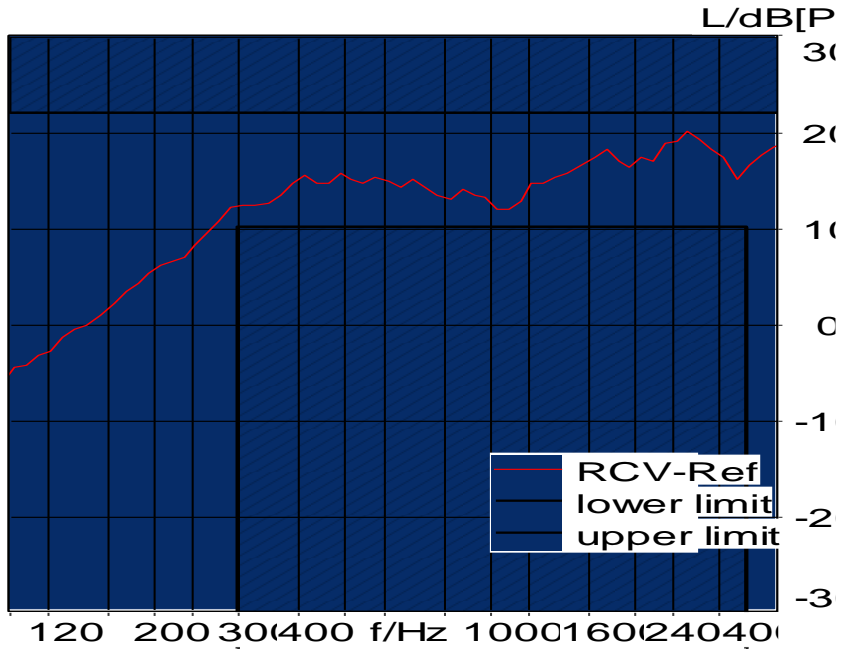
Limits

lower
Fit into tolerance



5.3 Frequency Response 2N DF HANB

TIA-5050 (2018-01) \ Measurements \ Narrowband



Absolute minimal distance

1.87 dB at 1028.7 Hz Ok

Ok

2025-01-31 上午 01:02 ACQUA 6.1.100

Limits

lower
Fit into tolerance



Appendix A. Volume Control Evaluation Results

<Evaluation results for KDB 285076 D05 2.b>



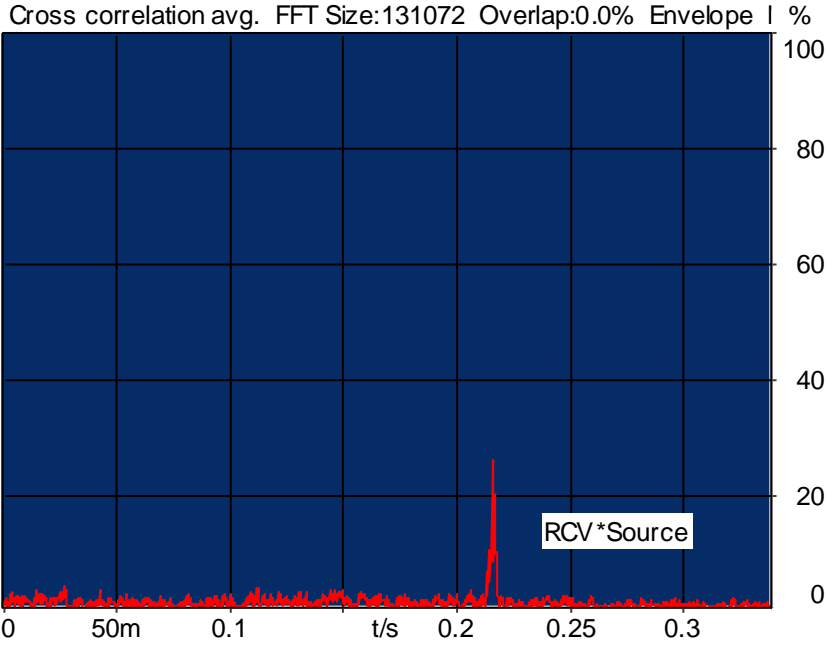
#4 GSM1900 AMR NB 12.2kbps

SMD	Status	Single Value Description	Single Value
Overall Receive Delay NB	Done	Delay (Cross) [ms]	216.2
5.1a Receive Volume Control Performance 8N NB	Ok	Speech Level [dB[SPL]]	89.22
5.1b Receive Volume Control Performance 2N NB	Ok	Speech Level [dB[SPL]]	88.03



Overall Receive Delay NB

TIA-5050 (2018-01) \ Measurements \ Narrowband \ Preparation - Delay measurement



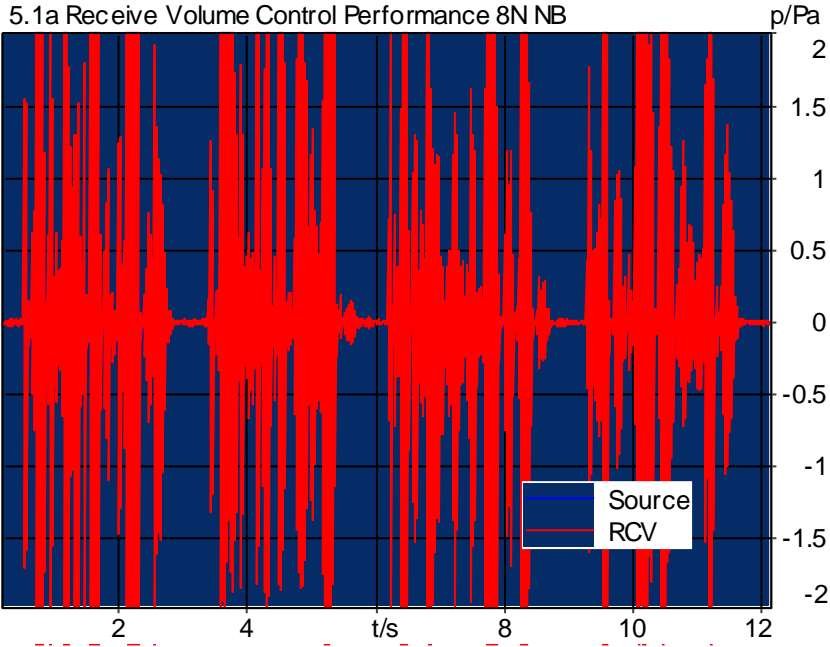
Channel	Delay	Correlation
RCV*Source	216.2 ms	26.14 %

2025-01-31 上午 09:37 ACQUA 6.1.100



5.1a Receive Volume Control Performance 8N NB

TIA-5050 (2018-01) \ Measurements \ Narrowband



Channel	Speech level	Activity	
RCV	89.22 dB[SPL]	60.84%	Ok

Ok

2025-01-31 上午 09:44 ACQUA 6.1.100

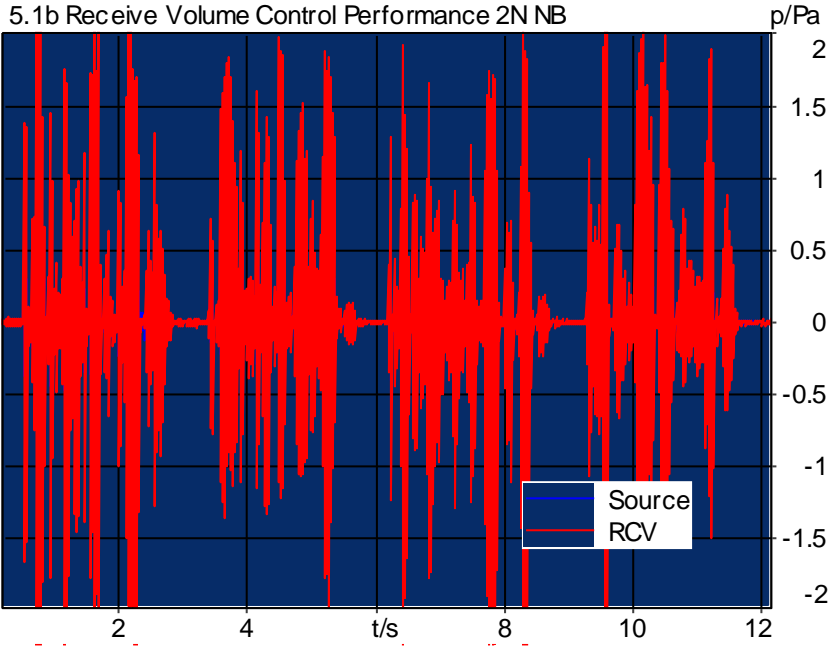
Limits

lower
76.00 dB[SPL]



5.1b Receive Volume Control Performance 2N NB

TIA-5050 (2018-01) \ Measurements \ Narrowband



Channel	Speech level	Activity	
RCV	88.03 dB[SPL]	30.23%	Ok

Ok

2025-01-31 上午 09:42 ACQUA 6.1.100

Limits

lower
76.00 dB[SPL]



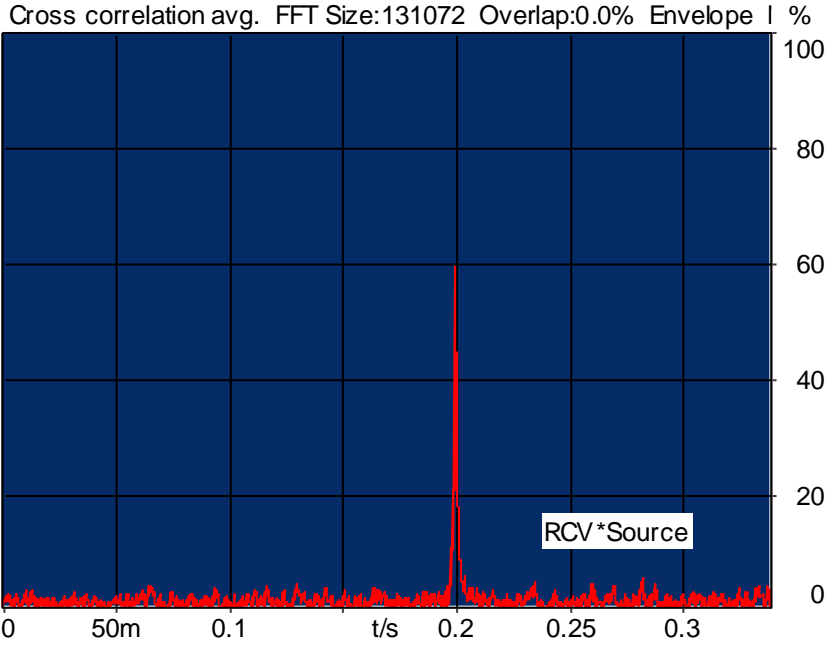
#5 WCDMA II AMR NB 12.2kbps

SMD	Status	Single Value Description	Single Value
Overall Receive Delay NB	Done	Delay (Cross) [ms]	199.4
5.1a Receive Volume Control Performance 8N NB	Ok	Speech Level [dB[SPL]]	88.97
5.1b Receive Volume Control Performance 2N NB	Ok	Speech Level [dB[SPL]]	88.28



Overall Receive Delay NB

TIA-5050 (2018-01) \ Measurements \ Narrowband \ Preparation - Delay measurement



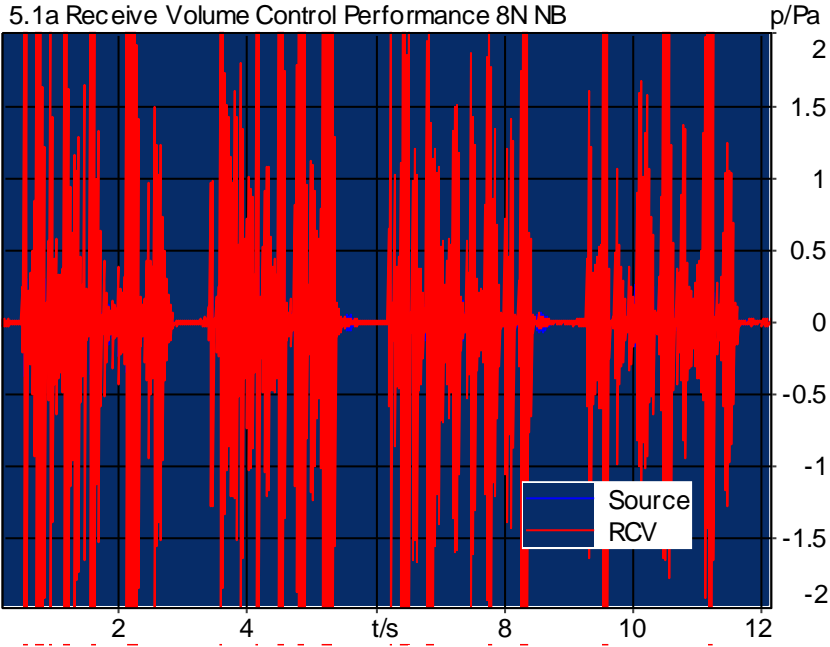
Channel	Delay	Correlation
RCV*Source	199.4 ms	59.64 %

2025-01-31 上午 08:37 ACQUA 6.1.100



5.1a Receive Volume Control Performance 8N NB

TIA-5050 (2018-01) \ Measurements \ Narrowband



Channel	Speech level	Activity	
RCV	88.97 dB[SPL]	52.49%	Ok

Ok

2025-01-31 上午 08:50 ACQUA 6.1.100

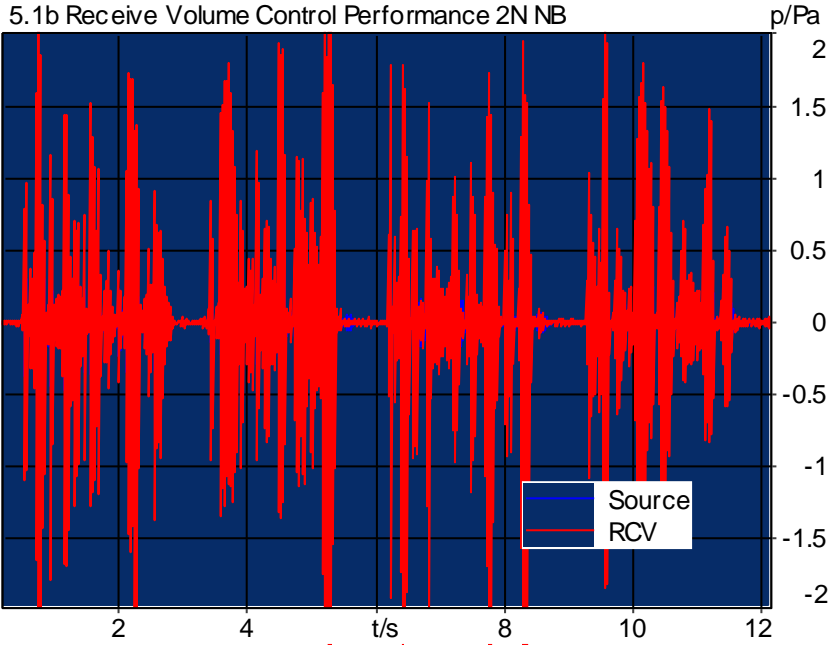
Limits

lower
76.00 dB[SPL]



5.1b Receive Volume Control Performance 2N NB

TIA-5050 (2018-01) \ Measurements \ Narrowband



Channel	Speech level	Activity	
RCV	88.28 dB[SPL]	22.39%	Ok

Ok

2025-01-31 上午 08:37 ACQUA 6.1.100

Limits

lower
76.00 dB[SPL]



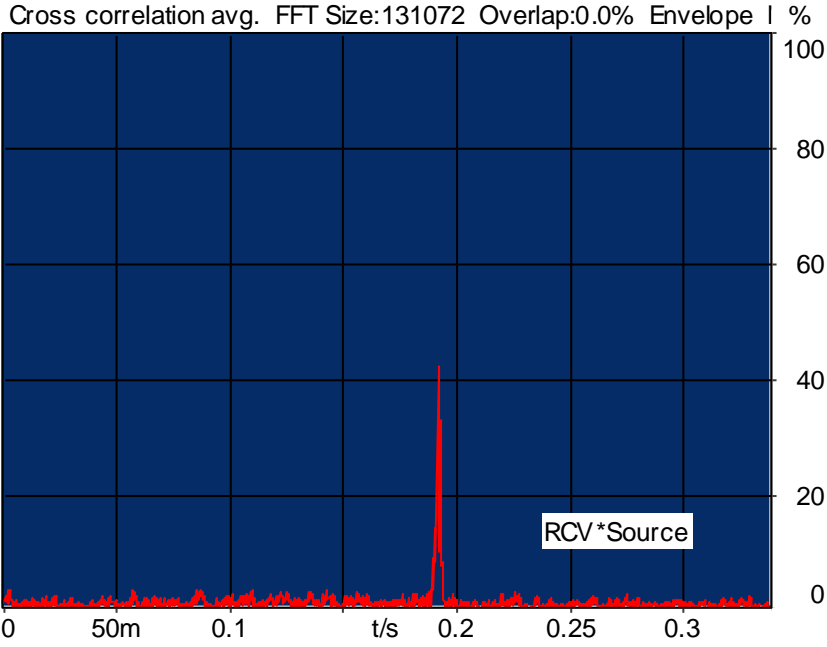
#6 LTE Band 66 EVS NB 24.4kbps

SMD	Status	Single Value Description	Single Value
Overall Receive Delay NB	Done	Delay (Cross) [ms]	192.2
5.1a Receive Volume Control Performance 8N NB	Ok	Speech Level [dB[SPL]]	90.20
5.1b Receive Volume Control Performance 2N NB	Ok	Speech Level [dB[SPL]]	86.87



Overall Receive Delay NB

TIA-5050 (2018-01) \ Measurements \ Narrowband \ Preparation - Delay measurement



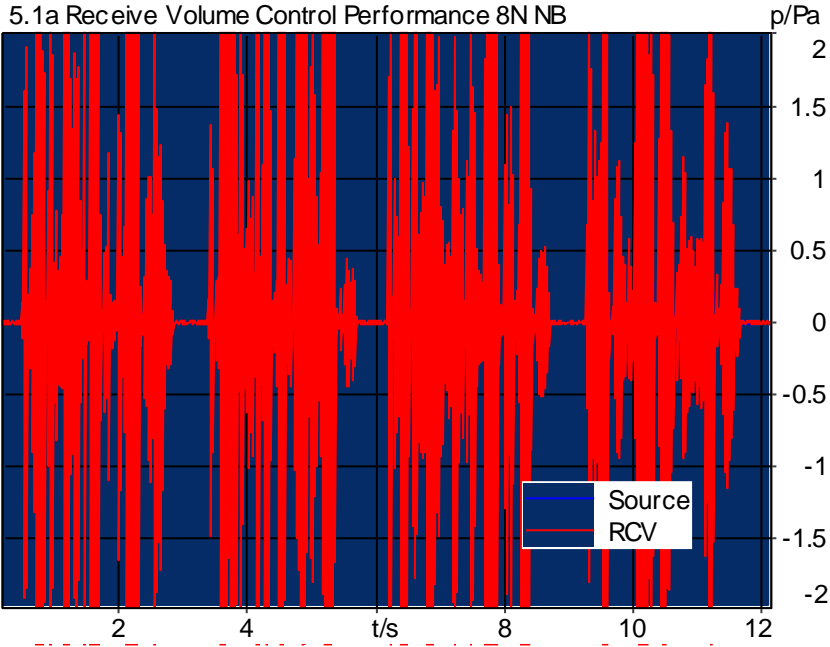
Channel	Delay	Correlation
RCV*Source	192.2 ms	42.37 %

2025-01-29 下午 01:17 ACQUA 6.1.100



5.1a Receive Volume Control Performance 8N NB

TIA-5050 (2018-01) \ Measurements \ Narrowband



Channel	Speech level	Activity	
RCV	90.20 dB[SPL]	64.89%	Ok

Ok

2025-01-29 下午 01:18 ACQUA 6.1.100

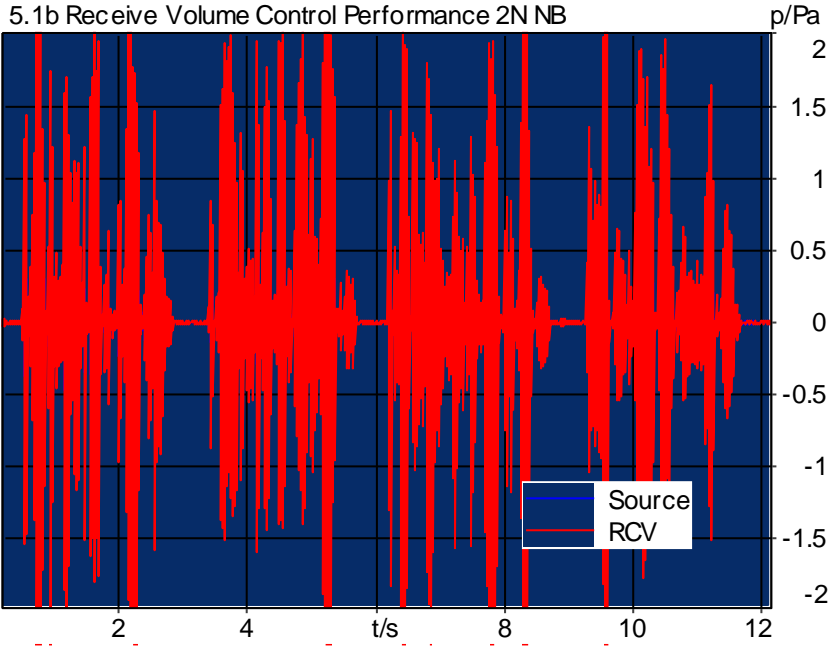
Limits

lower
76.00 dB[SPL]



5.1b Receive Volume Control Performance 2N NB

TIA-5050 (2018-01) \ Measurements \ Narrowband



Channel	Speech level	Activity	
RCV	86.87 dB[SPL]	49.95%	Ok

Ok

2025-01-29 下午 01:25 ACQUA 6.1.100

Limits

lower
76.00 dB[SPL]



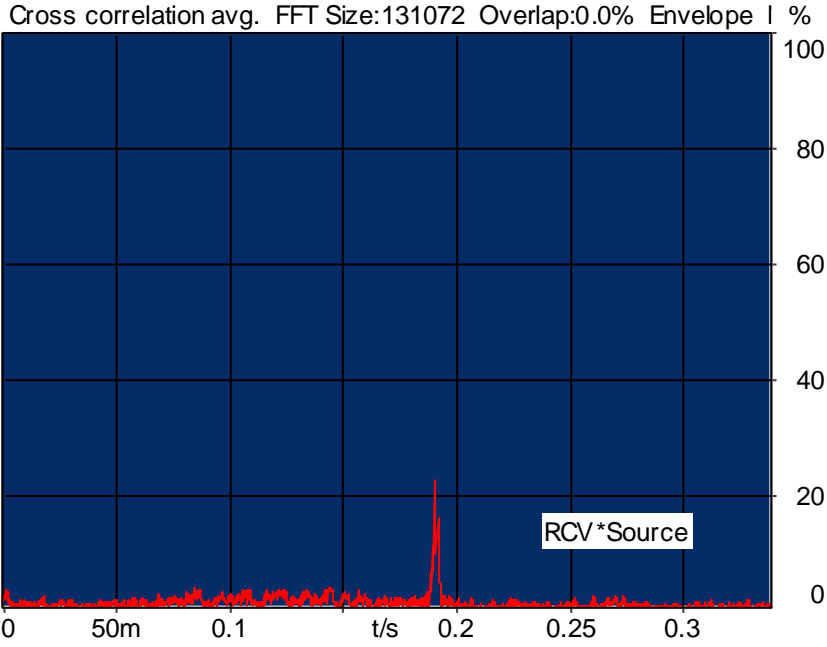
#7 FR1 n25 EVS NB 5.9kbps

SMD	Status	Single Value Description	Single Value
Overall Receive Delay NB	Done	Delay (Cross) [ms]	191.2
5.1a Receive Volume Control Performance 8N NB	Ok	Speech Level [dB[SPL]]	89.80
5.1b Receive Volume Control Performance 2N NB	Ok	Speech Level [dB[SPL]]	87.18



Overall Receive Delay NB

TIA-5050 (2018-01) \ Measurements \ Narrowband \ Preparation - Delay measurement



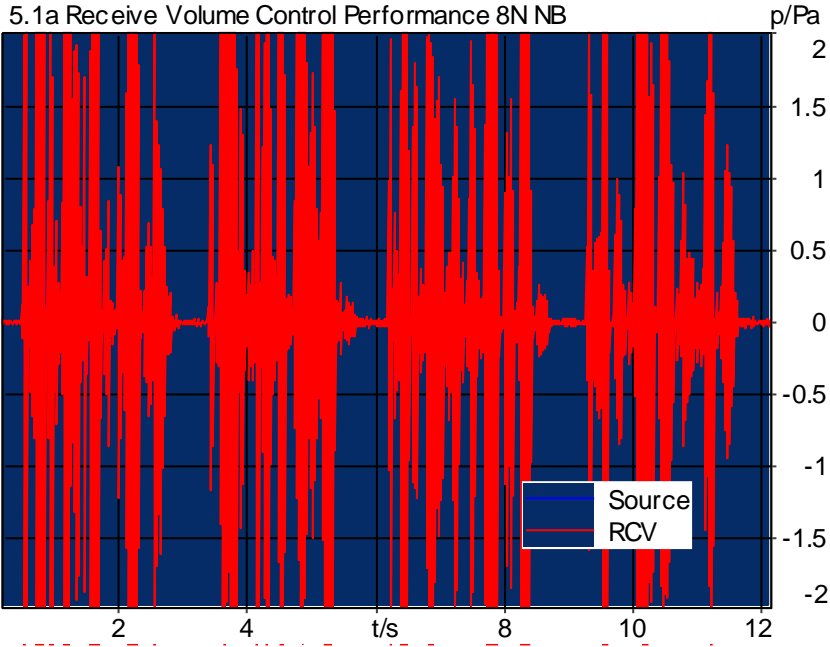
Channel	Delay	Correlation
RCV*Source	191.2 ms	22.51 %

2025-03-04 下午 10:11 ACQUA 6.1.110



5.1a Receive Volume Control Performance 8N NB

TIA-5050 (2018-01) \ Measurements \ Narrowband



Channel	Speech level	Activity	
RCV	89.80 dB[SPL]	59.50%	Ok

Ok

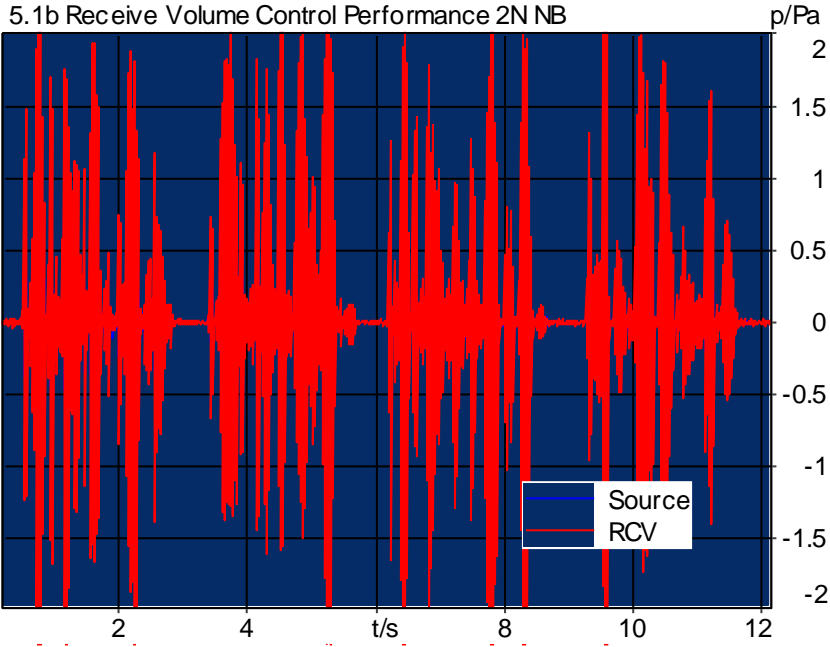
2025-03-04 下午 10:14 ACQUA 6.1.110

Limits

lower
76.00 dB[SPL]

5.1b Receive Volume Control Performance 2N NB

TIA-5050 (2018-01) \ Measurements \ Narrowband



Channel	Speech level	Activity	
RCV	87.18 dB[SPL]	41.34%	Ok

Ok

2025-03-04 下午 10:13 ACQUA 6.1.110

Limits

lower
76.00 dB[SPL]



#8 WiFi 5.2GHz EVS NB 5.9kbps

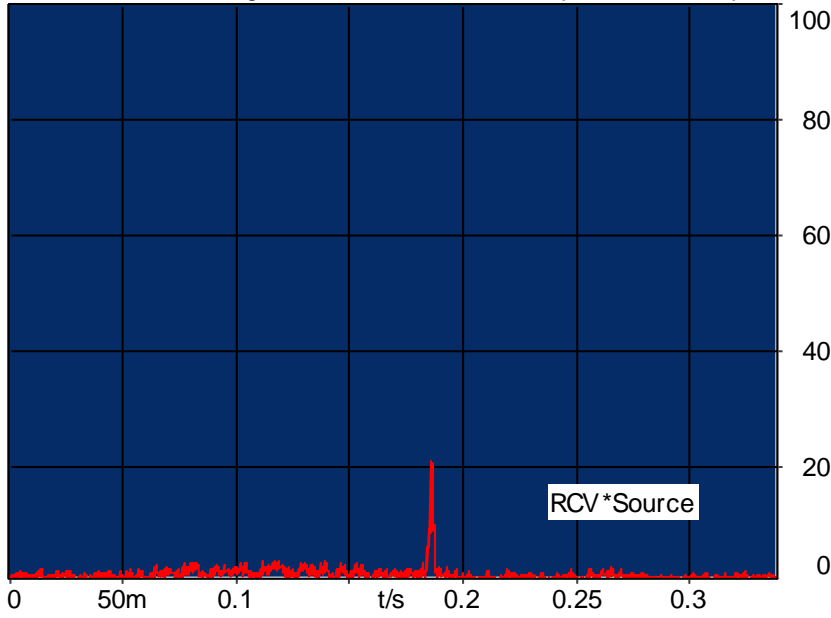
SMD	Status	Single Value Description	Single Value
Overall Receive Delay NB	Done	Delay (Cross) [ms]	187.0
5.1a Receive Volume Control Performance 8N NB	Ok	Speech Level [dB[SPL]]	90.34
5.1b Receive Volume Control Performance 2N NB	Ok	Speech Level [dB[SPL]]	86.73



Overall Receive Delay NB

TIA-5050 (2018-01) \ Measurements \ Narrowband \ Preparation - Delay measurement

Cross correlation avg. FFT Size:131072 Overlap:0.0% Envelope | %



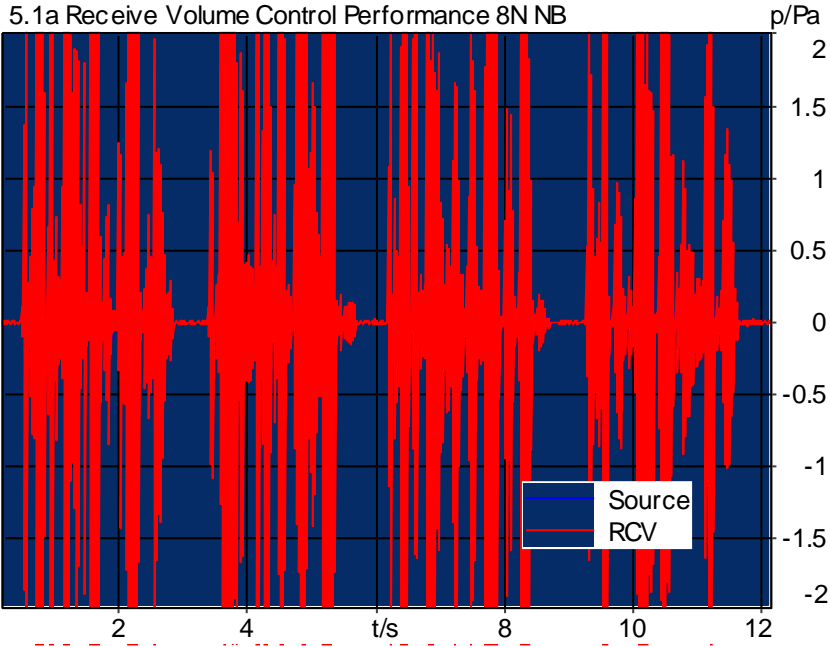
Channel	Delay	Correlation
RCV*Source	187.0 ms	21.01 %

2025-01-30 下午 08:18 ACQUA 6.1.100



5.1a Receive Volume Control Performance 8N NB

TIA-5050 (2018-01) \ Measurements \ Narrowband



Channel	Speech level	Activity	
RCV	90.34 dB[SPL]	59.46%	Ok

Ok

2025-01-30 下午 08:20 ACQUA 6.1.100

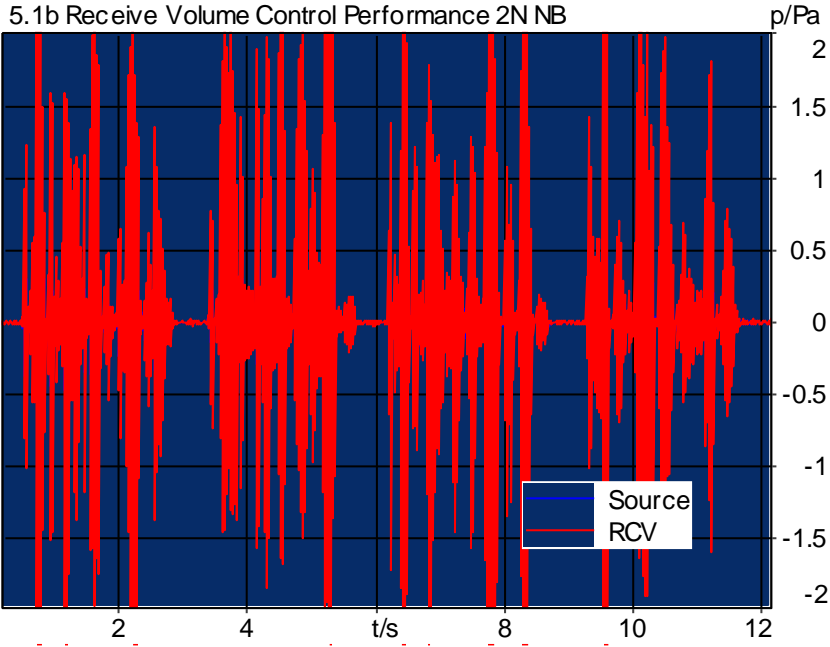
Limits

lower
76.00 dB[SPL]



5.1b Receive Volume Control Performance 2N NB

TIA-5050 (2018-01) \ Measurements \ Narrowband



Channel	Speech level	Activity	
RCV	86.73 dB[SPL]	50.00%	Ok

Ok

2025-01-30 下午 08:19 ACQUA 6.1.100

Limits

lower
76.00 dB[SPL]