

Plot No.01 T-Coil Signal Test Report

Measurement performed on February 18, 2025

Device Under Test

Dimensions [mm]	Speaker Position [mm]
160.0 x 76.0 x 9.0	159.0

Hardware Setup

Probe Name	Probe Calibration Date	DAE Name	DAE Calibration Date
AM1DV3 - 3130	August 15, 2024	DAE4 Sn376	September 16, 2024

Communication Systems

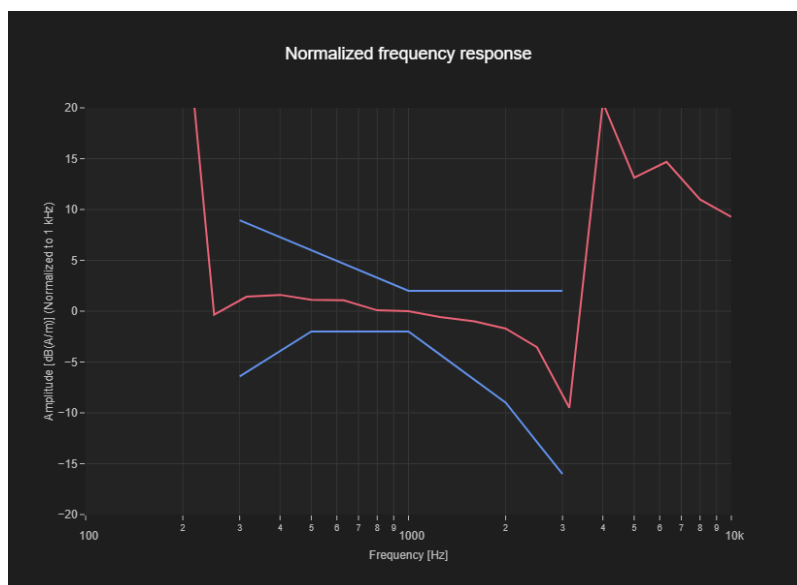
Band Name	Communication Systems Name	Channel	Frequency [MHz]
GSM 850	GSM-FDD (TDMA, GMSK)	189	836.4

Grid Settings

Extent X [mm]	Extent Y [mm]	Step X [mm]	Step Y [mm]	Distance [mm]
52.0	52.0	4.0	4.0	10.0

Results

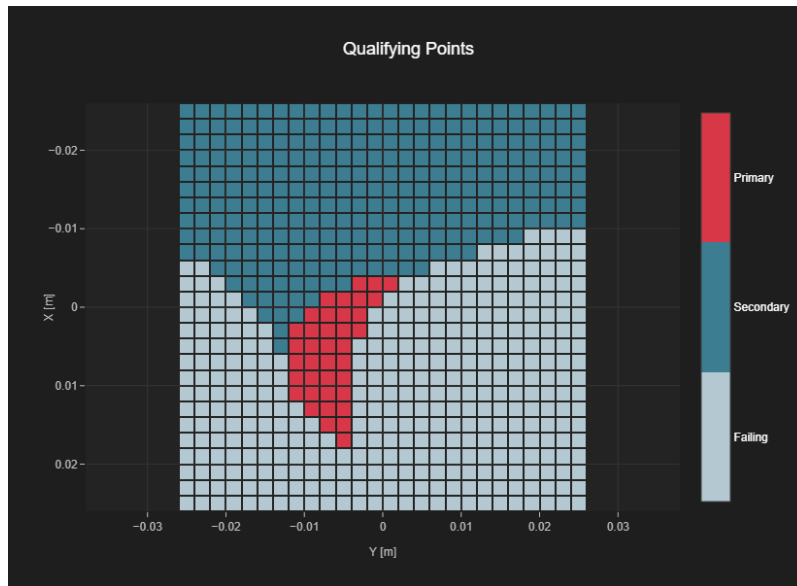
Audio File	Measurement Duration [s]	Margin Upper Bound [dB]	Margin Lower Bound [dB]
48k_voice_300-3000_2s.wav	2.0	2.0	2.0



Plot No.01 T-Coil Coupling Mode Test Report

Results

Primary Group Contiguous Point Count	Secondary Group Point Count	Secondary Group Max Longitudinal	Secondary Group Max Transverse
38	319	22	26



Plot No.02 T-Coil Signal Test Report

Measurement performed on February 01, 2025

Device Under Test

Dimensions [mm]	Speaker Position [mm]
160.0 x 76.0 x 9.0	159.0

Hardware Setup

Probe Name	Probe Calibration Date	DAE Name	DAE Calibration Date
AM1DV3 - 3130	August 15, 2024	DAE4 Sn376	September 16, 2024

Communication Systems

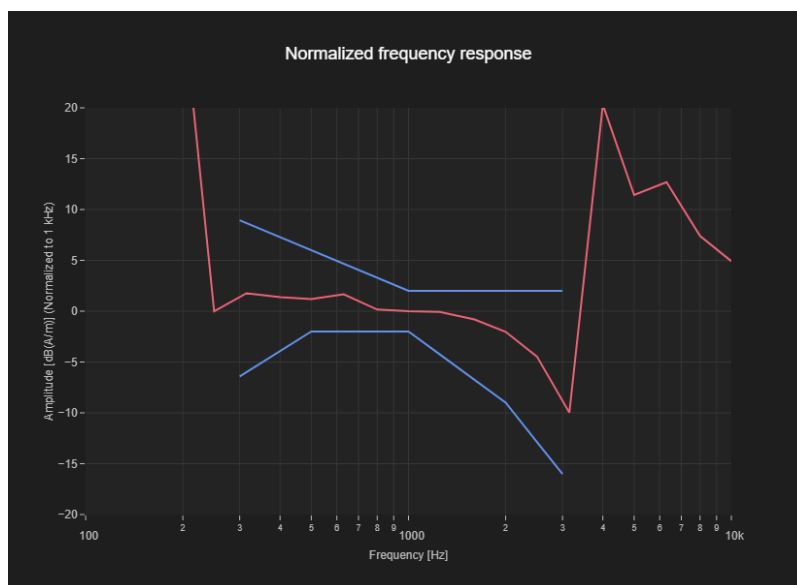
Band Name	Communication Systems Name	Channel	Frequency [MHz]
PCS 1900	GSM-FDD (TDMA, GMSK)	661	1880.0

Grid Settings

Extent X [mm]	Extent Y [mm]	Step X [mm]	Step Y [mm]	Distance [mm]
52.0	52.0	4.0	4.0	10.0

Results

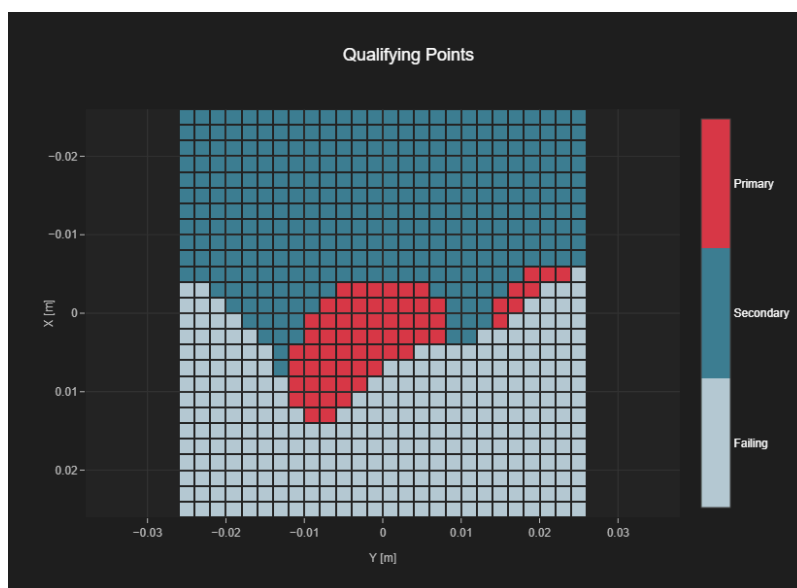
Audio File	Measurement Duration [s]	Margin Upper Bound [dB]	Margin Lower Bound [dB]
48k_voice_300-3000_2s.wav	2.0	2.0	2.0



Plot No.02 T-Coil Coupling Mode Test Report

Results

Primary Group Contiguous Point Count	Secondary Group Point Count	Secondary Group Max Longitudinal	Secondary Group Max Transverse
65	383	20	26



Plot No.03 T-Coil Signal Test Report

Measurement performed on February 13, 2025

Device Under Test

Dimensions [mm]	Speaker Position [mm]
160.0 x 76.0 x 9.0	159.0

Hardware Setup

Probe Name	Probe Calibration Date	DAE Name	DAE Calibration Date
AM1DV3 - 3130	August 15, 2024	DAE4 Sn376	September 16, 2024

Communication Systems

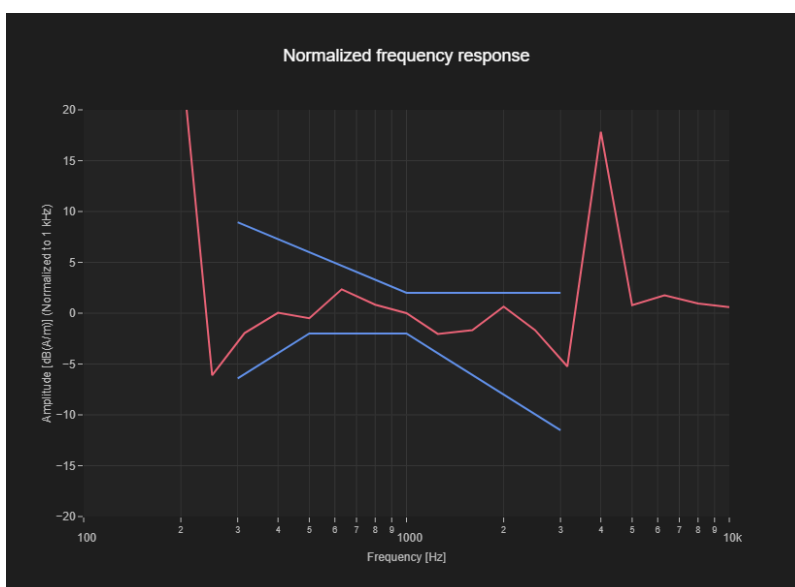
Band Name	Communication Systems Name	Channel	Frequency [MHz]
Band 2	UMTS-FDD (WCDMA, AMR)	9400	1880.0

Grid Settings

Extent X [mm]	Extent Y [mm]	Step X [mm]	Step Y [mm]	Distance [mm]
52.0	52.0	4.0	4.0	10.0

Results

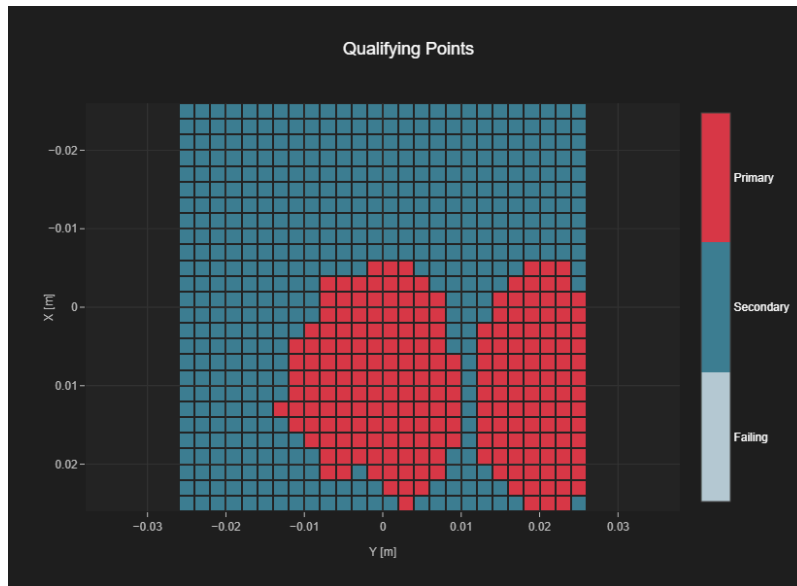
Audio File	Measurement Duration [s]	Margin Upper Bound [dB]	Margin Lower Bound [dB]
48k_voice_300-3000_2s.wav	2.0	1.36	1.5



Plot No.03 T-Coil Coupling Mode Test Report

Results

Primary Group Contiguous Point Count	Secondary Group Point Count	Secondary Group Max Longitudinal	Secondary Group Max Transverse
226	676	26	26



Plot No.04 T-Coil Signal Test Report

Measurement performed on February 13, 2025

Device Under Test

Dimensions [mm]	Speaker Position [mm]
160.0 x 76.0 x 9.0	159.0

Hardware Setup

Probe Name	Probe Calibration Date	DAE Name	DAE Calibration Date
AM1DV3 - 3130	August 15, 2024	DAE4 Sn376	September 16, 2024

Communication Systems

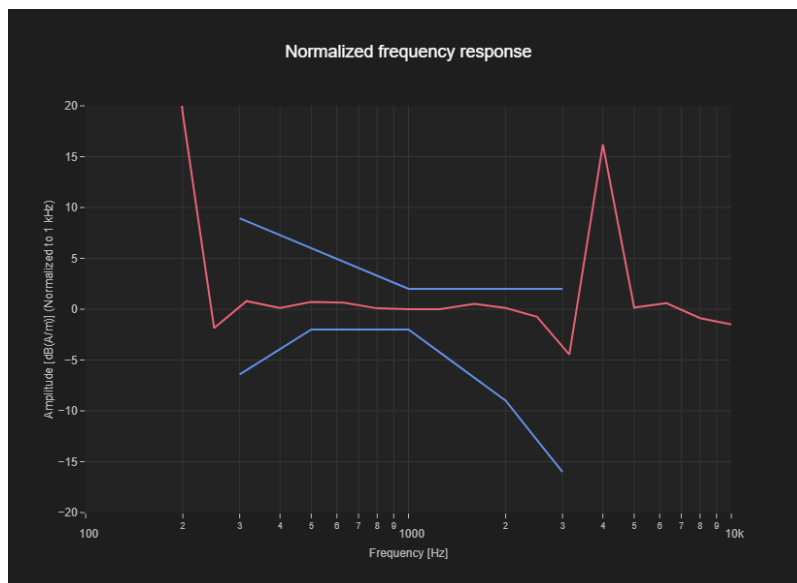
Band Name	Communication Systems Name	Channel	Frequency [MHz]
Band 4	UMTS-FDD (WCDMA, AMR)	1413	1732.6

Grid Settings

Extent X [mm]	Extent Y [mm]	Step X [mm]	Step Y [mm]	Distance [mm]
52.0	52.0	4.0	4.0	10.0

Results

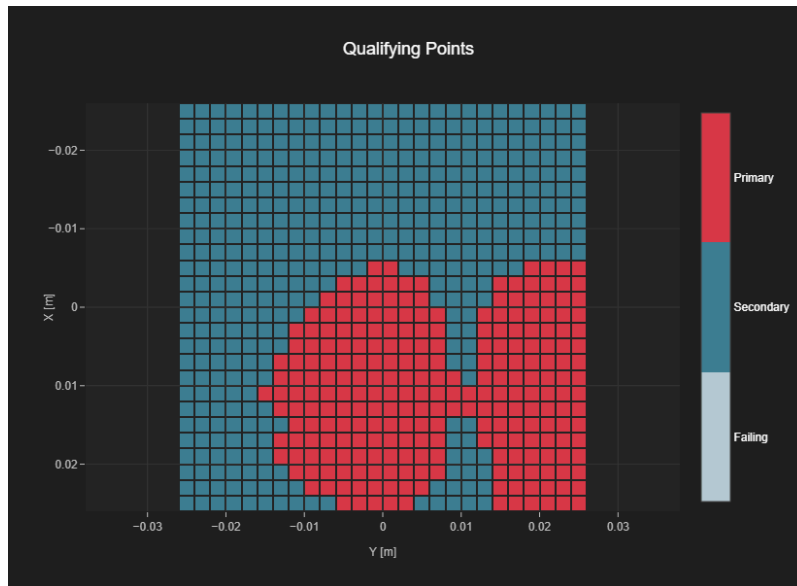
Audio File	Measurement Duration [s]	Margin Upper Bound [dB]	Margin Lower Bound [dB]
48k_voice_300-3000_2s.wav	2.0	1.48	2.0



Plot No.04 T-Coil Coupling Mode Test Report

Results

Primary Group Contiguous Point Count	Secondary Group Point Count	Secondary Group Max Longitudinal	Secondary Group Max Transverse
252	676	26	26



Plot No.05 T-Coil Signal Test Report

Measurement performed on February 12, 2025

Device Under Test

Dimensions [mm]	Speaker Position [mm]
160.0 x 76.0 x 9.0	159.0

Hardware Setup

Probe Name	Probe Calibration Date	DAE Name	DAE Calibration Date
AM1DV3 - 3130	August 15, 2024	DAE4 Sn376	September 16, 2024

Communication Systems

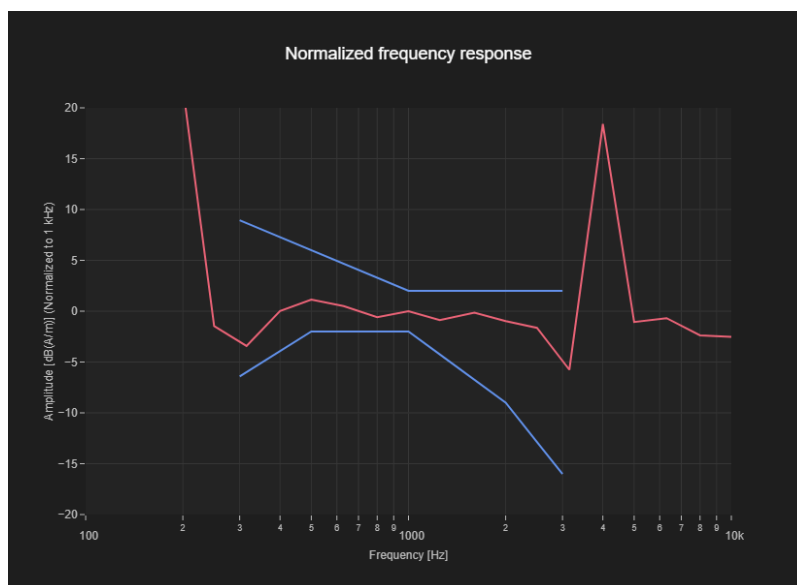
Band Name	Communication Systems Name	Channel	Frequency [MHz]
Band 5	UMTS-FDD (WCDMA, AMR)	4182	836.4

Grid Settings

Extent X [mm]	Extent Y [mm]	Step X [mm]	Step Y [mm]	Distance [mm]
52.0	52.0	4.0	4.0	10.0

Results

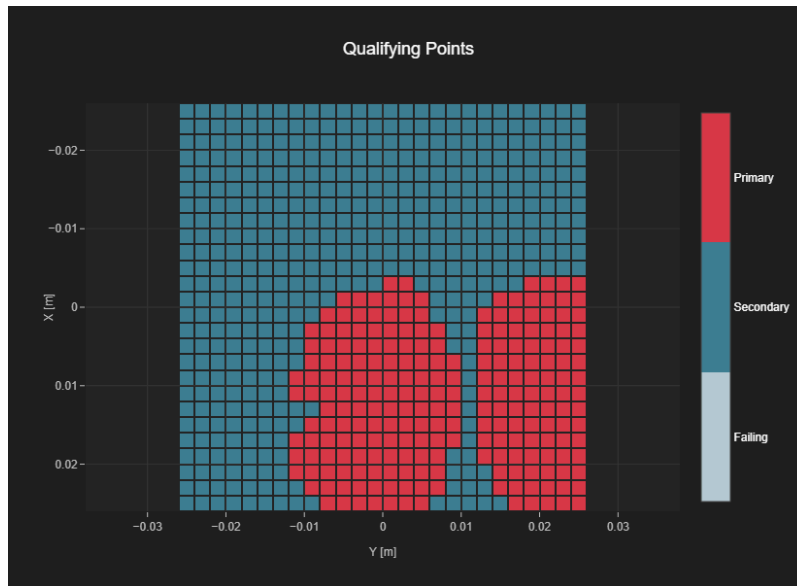
Audio File	Measurement Duration [s]	Margin Upper Bound [dB]	Margin Lower Bound [dB]
48k_voice_300-3000_2s.wav	2.0	2.0	1.41



Plot No.05 T-Coil Coupling Mode Test Report

Results

Primary Group Contiguous Point Count	Secondary Group Point Count	Secondary Group Max Longitudinal	Secondary Group Max Transverse
228	676	26	26



Plot No.06 T-Coil Signal Test Report

Measurement performed on February 13, 2025

Device Under Test

Dimensions [mm]	Speaker Position [mm]
160.0 x 76.0 x 9.0	159.0

Hardware Setup

Probe Name	Probe Calibration Date	DAE Name	DAE Calibration Date
AM1DV3 - 3130	August 15, 2024	DAE4 Sn376	September 16, 2024

Communication Systems

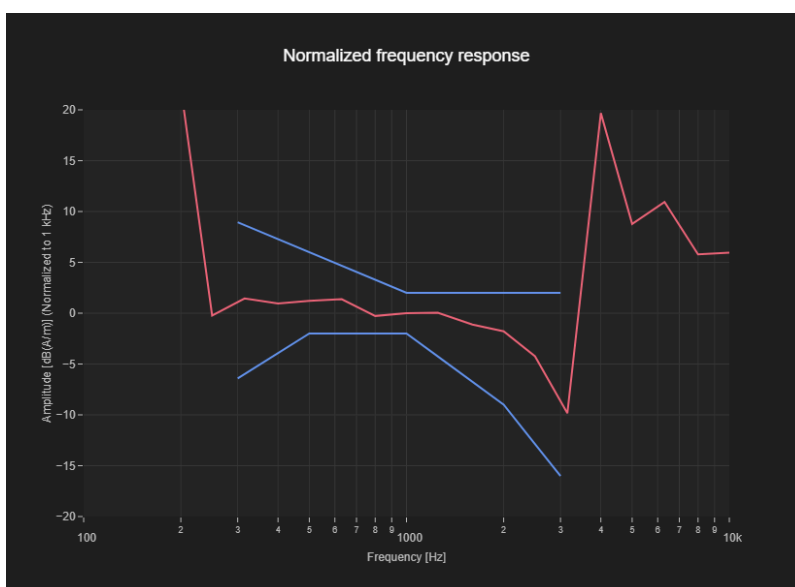
Band Name	Communication Systems Name	Channel	Frequency [MHz]
Band 7	LTE-FDD (SC-FDMA, 1 RB, 20 MHz, QPSK)	21100	2535.0

Grid Settings

Extent X [mm]	Extent Y [mm]	Step X [mm]	Step Y [mm]	Distance [mm]
52.0	52.0	4.0	4.0	10.0

Results

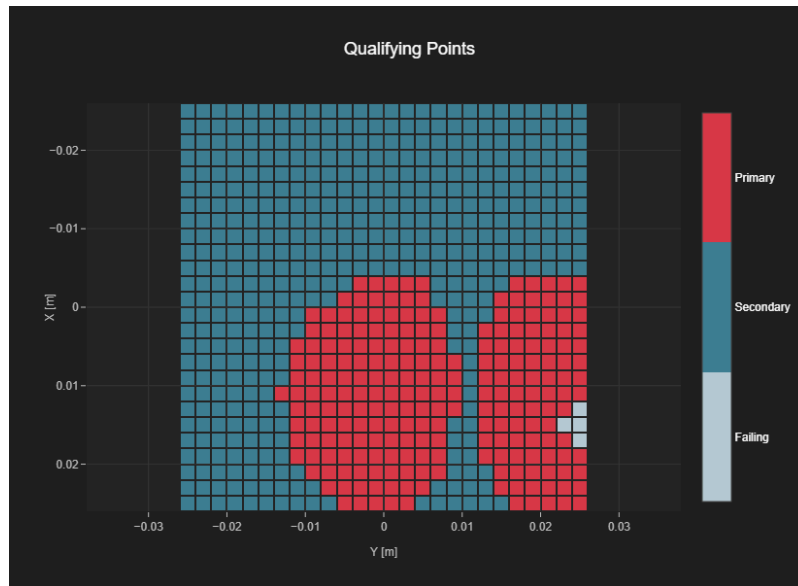
Audio File	Measurement Duration [s]	Margin Upper Bound [dB]	Margin Lower Bound [dB]
48k_voice_300-3000_2s.wav	2.0	1.96	1.73



Plot No.06 T-Coil Coupling Mode Test Report

Results

Primary Group Contiguous Point Count	Secondary Group Point Count	Secondary Group Max Longitudinal	Secondary Group Max Transverse
228	672	26	26



Plot No.07 T-Coil Signal Test Report

Measurement performed on February 14, 2025

Device Under Test

Dimensions [mm]	Speaker Position [mm]
160.0 x 76.0 x 9.0	159.0

Hardware Setup

Probe Name	Probe Calibration Date	DAE Name	DAE Calibration Date
AM1DV3 - 3130	August 15, 2024	DAE4 Sn376	September 16, 2024

Communication Systems

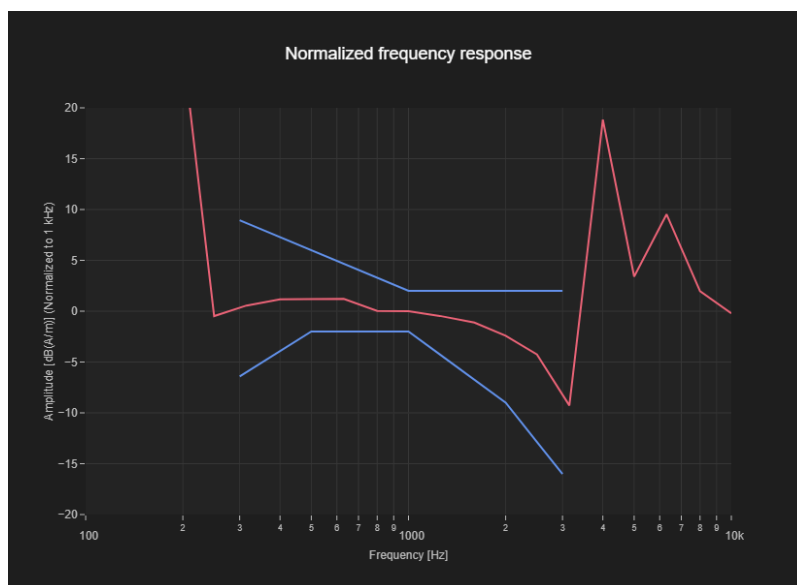
Band Name	Communication Systems Name	Channel	Frequency [MHz]
Band 12	LTE-FDD (SC-FDMA, 1 RB, 10 MHz, QPSK)	23095	707.5

Grid Settings

Extent X [mm]	Extent Y [mm]	Step X [mm]	Step Y [mm]	Distance [mm]
52.0	52.0	4.0	4.0	10.0

Results

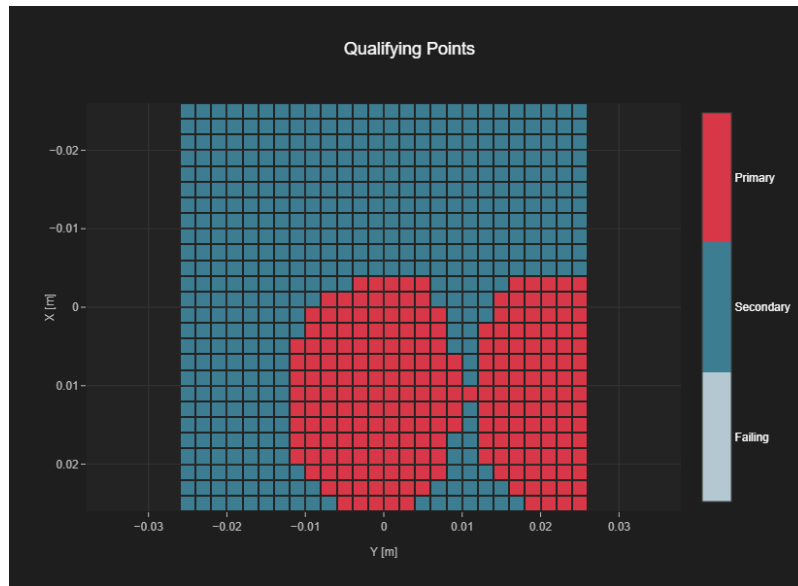
Audio File	Measurement Duration [s]	Margin Upper Bound [dB]	Margin Lower Bound [dB]
48k_voice_300-3000_2s.wav	2.0	2.0	2.0



Plot No.07 T-Coil Coupling Mode Test Report

Results

Primary Group Contiguous Point Count	Secondary Group Point Count	Secondary Group Max Longitudinal	Secondary Group Max Transverse
232	676	26	26



Plot No.08 T-Coil Signal Test Report

Measurement performed on February 14, 2025

Device Under Test

Dimensions [mm]	Speaker Position [mm]
160.0 x 76.0 x 9.0	159.0

Hardware Setup

Probe Name	Probe Calibration Date	DAE Name	DAE Calibration Date
AM1DV3 - 3130	August 15, 2024	DAE4 Sn376	September 16, 2024

Communication Systems

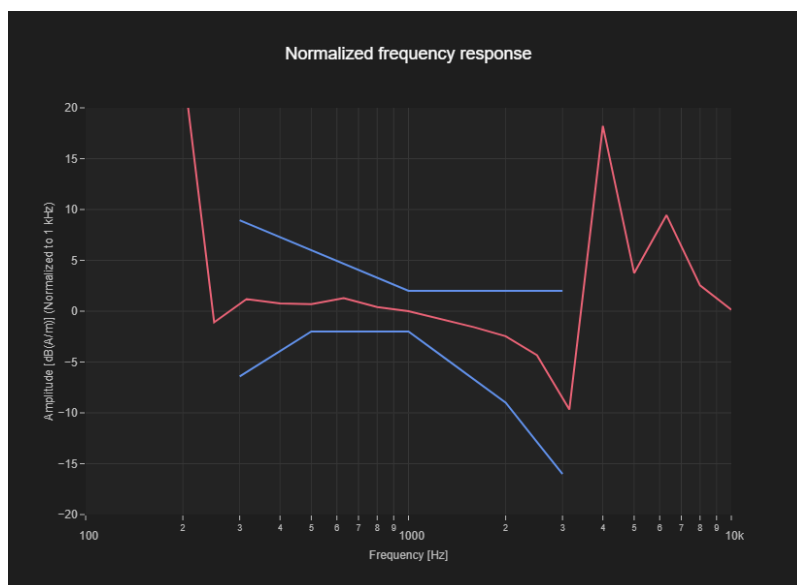
Band Name	Communication Systems Name	Channel	Frequency [MHz]
Band 13	LTE-FDD (SC-FDMA, 1 RB, 10 MHz, QPSK)	23230	782.0

Grid Settings

Extent X [mm]	Extent Y [mm]	Step X [mm]	Step Y [mm]	Distance [mm]
52.0	52.0	4.0	4.0	10.0

Results

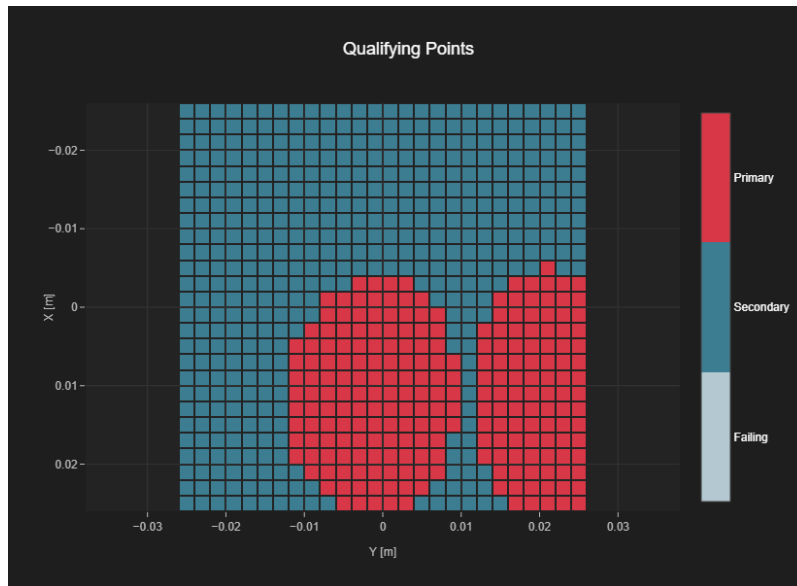
Audio File	Measurement Duration [s]	Margin Upper Bound [dB]	Margin Lower Bound [dB]
48k_voice_300-3000_2s.wav	2.0	2.0	2.0



Plot No.08 T-Coil Coupling Mode Test Report

Results

Primary Group Contiguous Point Count	Secondary Group Point Count	Secondary Group Max Longitudinal	Secondary Group Max Transverse
232	676	26	26



Plot No.09 T-Coil Signal Test Report

Measurement performed on February 14, 2025

Device Under Test

Dimensions [mm]	Speaker Position [mm]
160.0 x 76.0 x 9.0	159.0

Hardware Setup

Probe Name	Probe Calibration Date	DAE Name	DAE Calibration Date
AM1DV3 - 3130	August 15, 2024	DAE4 Sn376	September 16, 2024

Communication Systems

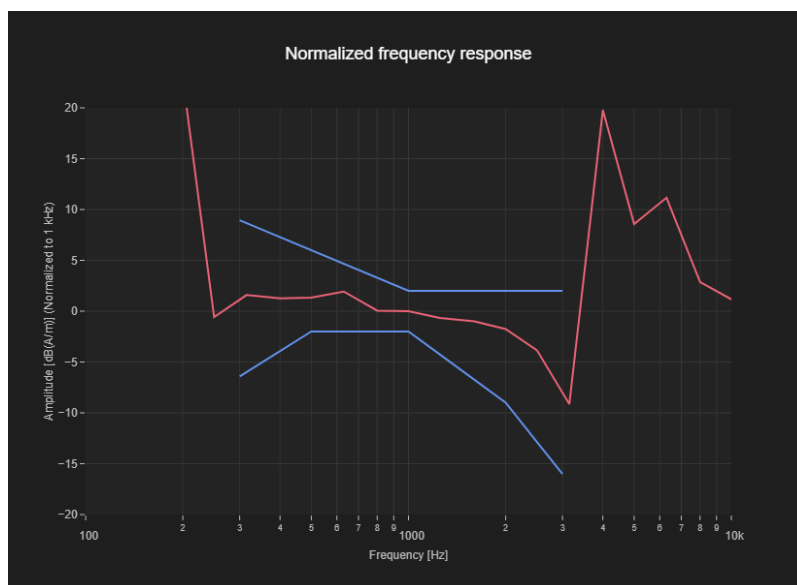
Band Name	Communication Systems Name	Channel	Frequency [MHz]
Band 14	LTE-FDD (SC-FDMA, 1 RB, 10 MHz, QPSK)	23330	793.0

Grid Settings

Extent X [mm]	Extent Y [mm]	Step X [mm]	Step Y [mm]	Distance [mm]
52.0	52.0	4.0	4.0	10.0

Results

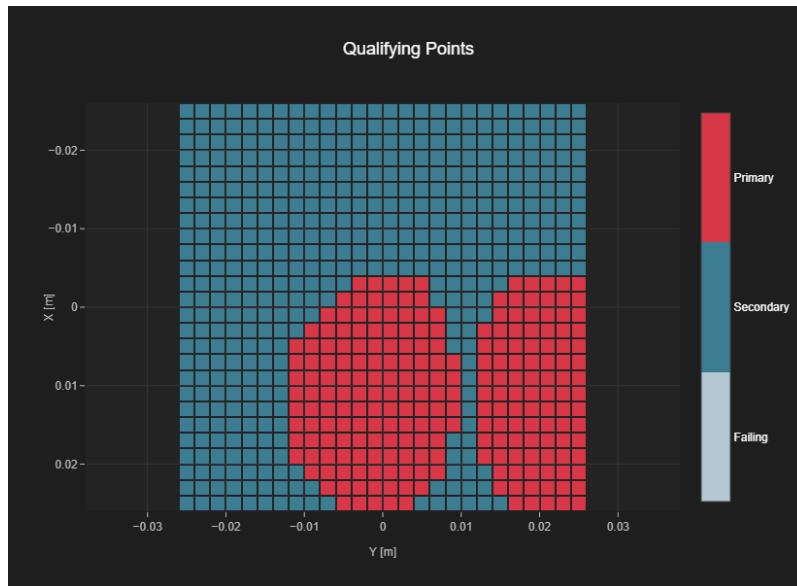
Audio File	Measurement Duration [s]	Margin Upper Bound [dB]	Margin Lower Bound [dB]
48k_voice_300-3000_2s.wav	2.0	2.0	2.0



Plot No.09 T-Coil Coupling Mode Test Report

Results

Primary Group Contiguous Point Count	Secondary Group Point Count	Secondary Group Max Longitudinal	Secondary Group Max Transverse
231	676	26	26



Plot No.10 T-Coil Signal Test Report

Measurement performed on February 12, 2025

Device Under Test

Dimensions [mm]	Speaker Position [mm]
160.0 x 76.0 x 9.0	159.0

Hardware Setup

Probe Name	Probe Calibration Date	DAE Name	DAE Calibration Date
AM1DV3 - 3130	August 15, 2024	DAE4 Sn376	September 16, 2024

Communication Systems

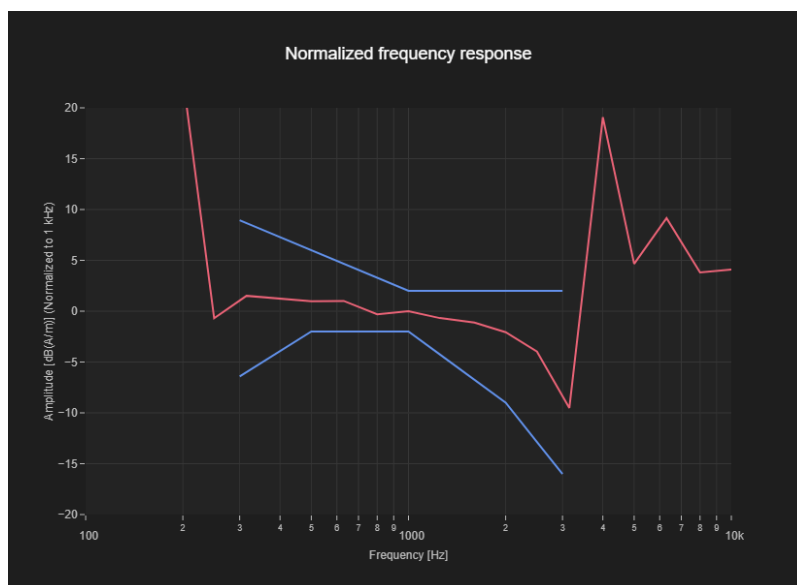
Band Name	Communication Systems Name	Channel	Frequency [MHz]
Band 25	LTE-FDD (SC-FDMA, 1 RB, 20 MHz, QPSK)	26340	1880.0

Grid Settings

Extent X [mm]	Extent Y [mm]	Step X [mm]	Step Y [mm]	Distance [mm]
52.0	52.0	4.0	4.0	10.0

Results

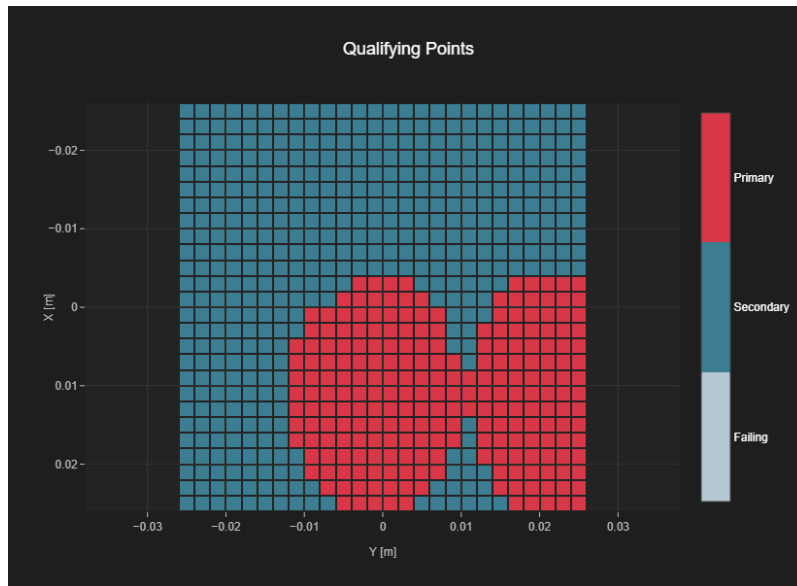
Audio File	Measurement Duration [s]	Margin Upper Bound [dB]	Margin Lower Bound [dB]
48k_voice_300-3000_2s.wav	2.0	2.0	1.7



Plot No.10 T-Coil Coupling Mode Test Report

Results

Primary Group Contiguous Point Count	Secondary Group Point Count	Secondary Group Max Longitudinal	Secondary Group Max Transverse
234	676	26	26



Plot No.11 T-Coil Signal Test Report

Measurement performed on February 15, 2025

Device Under Test

Dimensions [mm]	Speaker Position [mm]
160.0 x 76.0 x 9.0	159.0

Hardware Setup

Probe Name	Probe Calibration Date	DAE Name	DAE Calibration Date
AM1DV3 - 3130	August 15, 2024	DAE4 Sn376	September 16, 2024

Communication Systems

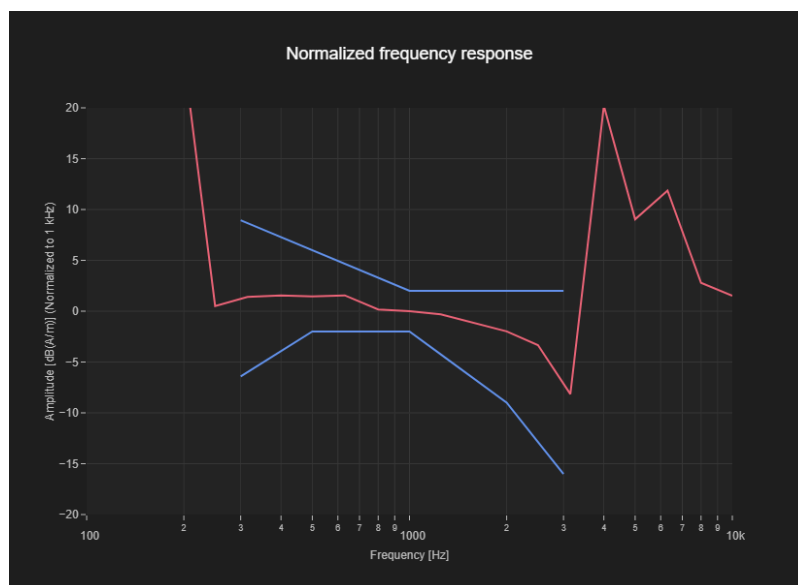
Band Name	Communication Systems Name	Channel	Frequency [MHz]
Band 26	LTE-FDD (SC-FDMA, 1 RB, 15 MHz, QPSK)	26865	831.5

Grid Settings

Extent X [mm]	Extent Y [mm]	Step X [mm]	Step Y [mm]	Distance [mm]
52.0	52.0	4.0	4.0	10.0

Results

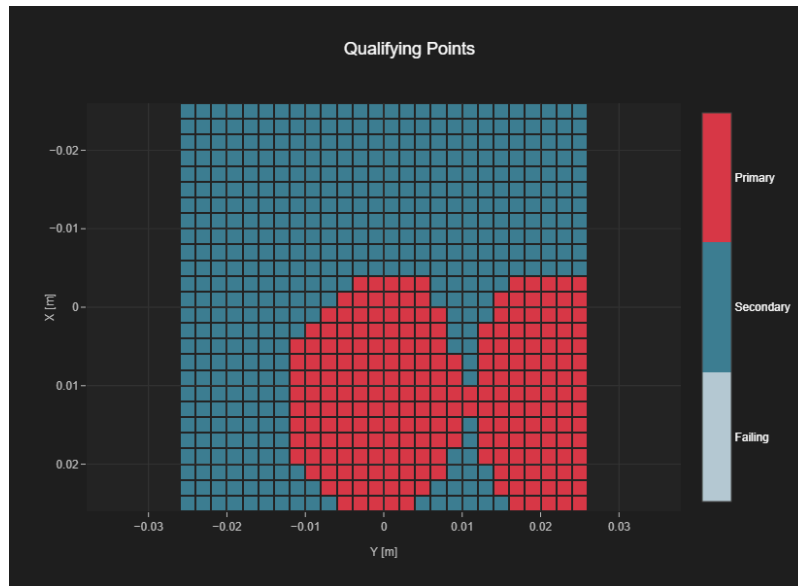
Audio File	Measurement Duration [s]	Margin Upper Bound [dB]	Margin Lower Bound [dB]
48k_voice_300-3000_2s.wav	2.0	2.0	2.0



Plot No.11 T-Coil Coupling Mode Test Report

Results

Primary Group Contiguous Point Count	Secondary Group Point Count	Secondary Group Max Longitudinal	Secondary Group Max Transverse
234	676	26	26



Plot No.12 T-Coil Signal Test Report

Measurement performed on February 15, 2025

Device Under Test

Dimensions [mm]	Speaker Position [mm]
160.0 x 76.0 x 9.0	159.0

Hardware Setup

Probe Name	Probe Calibration Date	DAE Name	DAE Calibration Date
AM1DV3 - 3130	August 15, 2024	DAE4 Sn376	September 16, 2024

Communication Systems

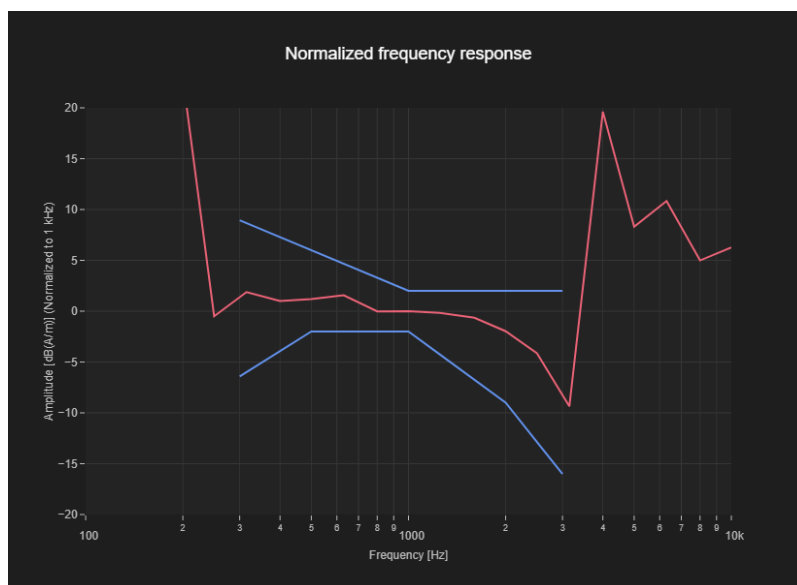
Band Name	Communication Systems Name	Channel	Frequency [MHz]
Band 30	LTE-FDD (SC-FDMA, 1 RB, 10 MHz, QPSK)	27710	2310.0

Grid Settings

Extent X [mm]	Extent Y [mm]	Step X [mm]	Step Y [mm]	Distance [mm]
52.0	52.0	4.0	4.0	10.0

Results

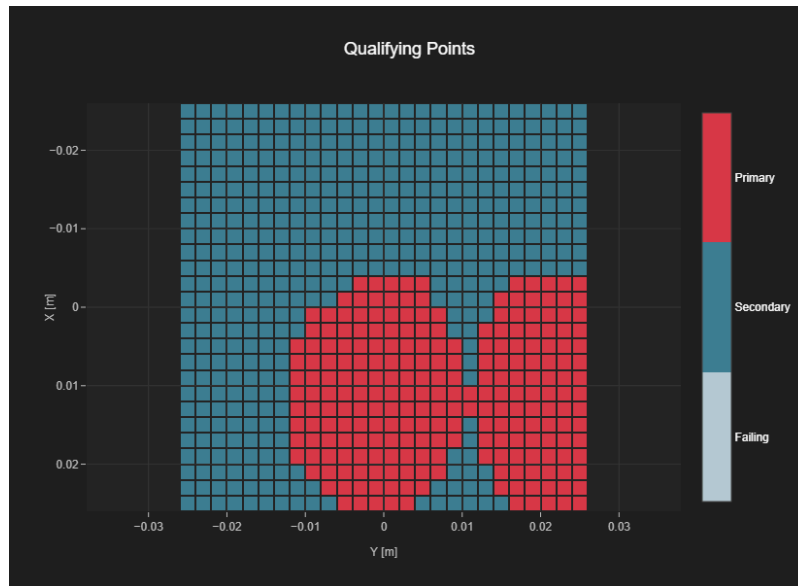
Audio File	Measurement Duration [s]	Margin Upper Bound [dB]	Margin Lower Bound [dB]
48k_voice_300-3000_2s.wav	2.0	2.0	1.98



Plot No.12 T-Coil Coupling Mode Test Report

Results

Primary Group Contiguous Point Count	Secondary Group Point Count	Secondary Group Max Longitudinal	Secondary Group Max Transverse
236	676	26	26



Plot No.13 T-Coil Signal Test Report

Measurement performed on February 13, 2025

Device Under Test

Dimensions [mm]	Speaker Position [mm]
160.0 x 76.0 x 9.0	159.0

Hardware Setup

Probe Name	Probe Calibration Date	DAE Name	DAE Calibration Date
AM1DV3 - 3130	August 15, 2024	DAE4 Sn376	September 16, 2024

Communication Systems

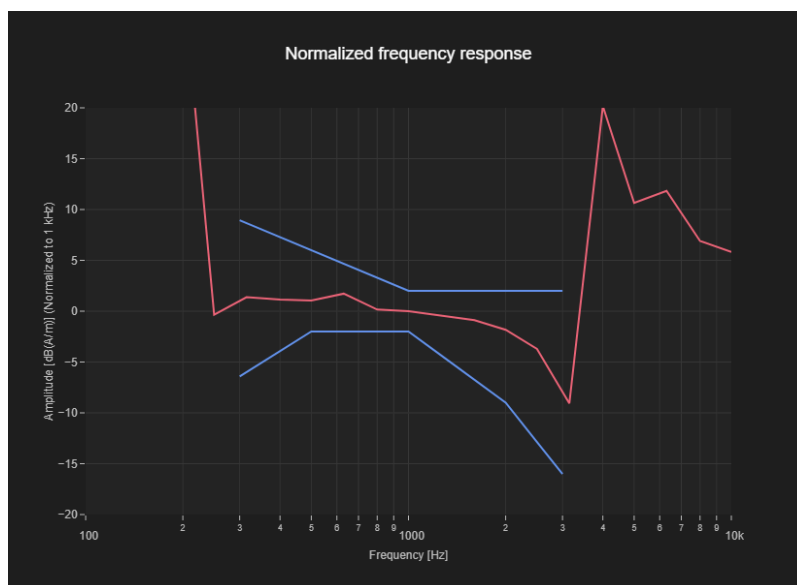
Band Name	Communication Systems Name	Channel	Frequency [MHz]
Band 41	LTE-TDD (SC-FDMA, 1 RB, 20 MHz, QPSK)	40620	2593.0

Grid Settings

Extent X [mm]	Extent Y [mm]	Step X [mm]	Step Y [mm]	Distance [mm]
52.0	52.0	4.0	4.0	10.0

Results

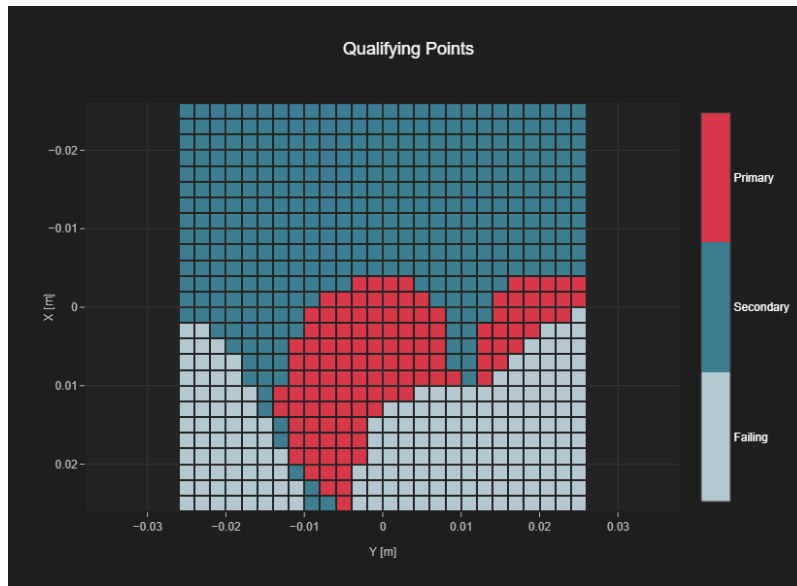
Audio File	Measurement Duration [s]	Margin Upper Bound [dB]	Margin Lower Bound [dB]
48k_voice_300-3000_2s.wav	2.0	2.0	2.0



Plot No.13 T-Coil Coupling Mode Test Report

Results

Primary Group Contiguous Point Count	Secondary Group Point Count	Secondary Group Max Longitudinal	Secondary Group Max Transverse
123	481	26	26



Plot No.14 T-Coil Signal Test Report

Measurement performed on February 14, 2025

Device Under Test

Dimensions [mm]	Speaker Position [mm]
160.0 x 76.0 x 9.0	159.0

Hardware Setup

Probe Name	Probe Calibration Date	DAE Name	DAE Calibration Date
AM1DV3 - 3130	August 15, 2024	DAE4 Sn376	September 16, 2024

Communication Systems

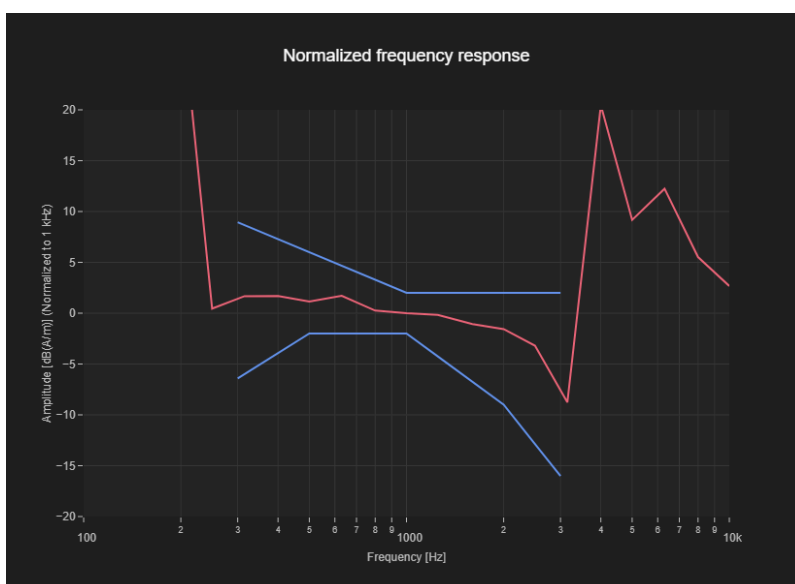
Band Name	Communication Systems Name	Channel	Frequency [MHz]
Band 48	LTE-TDD (SC-FDMA, 1 RB, 20 MHz, QPSK, UL Subframe=2,3,4,7,8,9)	55830	3609.0

Grid Settings

Extent X [mm]	Extent Y [mm]	Step X [mm]	Step Y [mm]	Distance [mm]
52.0	52.0	4.0	4.0	10.0

Results

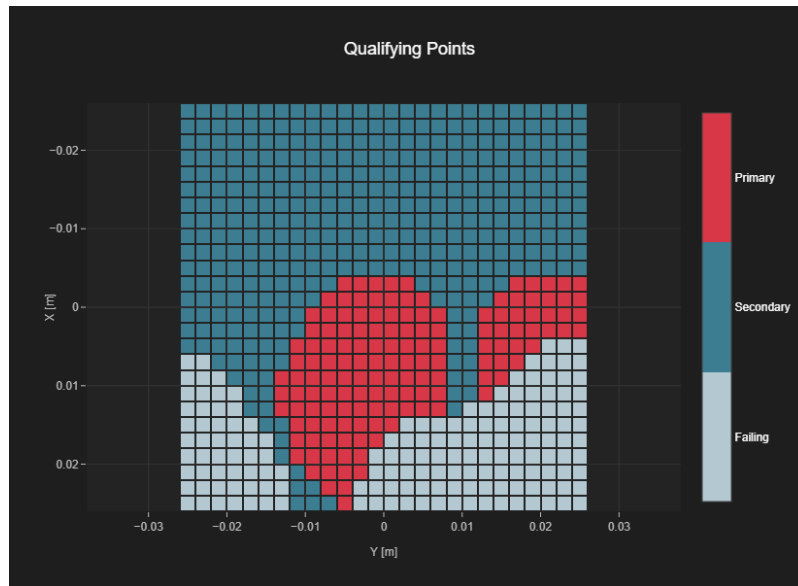
Audio File	Measurement Duration [s]	Margin Upper Bound [dB]	Margin Lower Bound [dB]
48k_voice_300-3000_2s.wav	2.0	2.0	2.0



Plot No.14 T-Coil Coupling Mode Test Report

Results

Primary Group Contiguous Point Count	Secondary Group Point Count	Secondary Group Max Longitudinal	Secondary Group Max Transverse
143	516	26	26



Plot No.15 T-Coil Signal Test Report

Measurement performed on February 11, 2025

Device Under Test

Dimensions [mm]	Speaker Position [mm]
160.0 x 76.0 x 9.0	159.0

Hardware Setup

Probe Name	Probe Calibration Date	DAE Name	DAE Calibration Date
AM1DV3 - 3130	August 15, 2024	DAE4 Sn376	September 16, 2024

Communication Systems

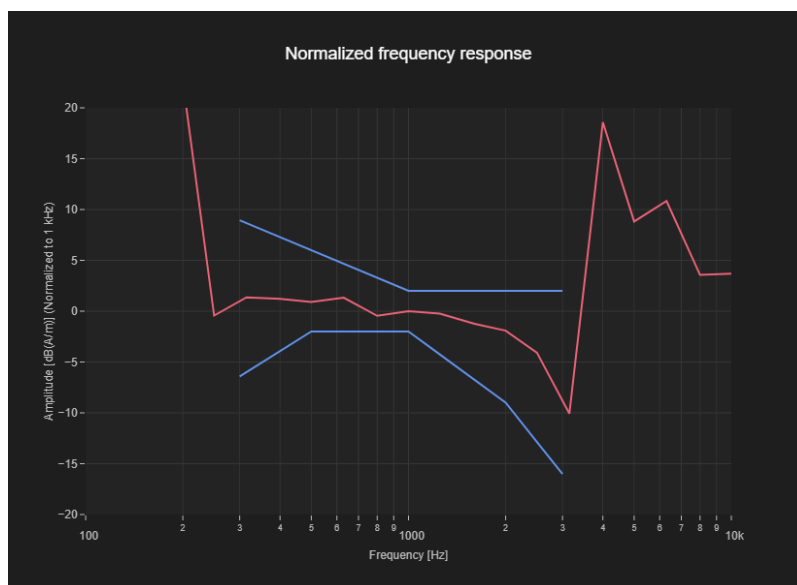
Band Name	Communication Systems Name	Channel	Frequency [MHz]
Band 66	LTE-FDD (SC-FDMA, 1 RB, 20 MHz, QPSK)	132322	1745.0

Grid Settings

Extent X [mm]	Extent Y [mm]	Step X [mm]	Step Y [mm]	Distance [mm]
52.0	52.0	4.0	4.0	10.0

Results

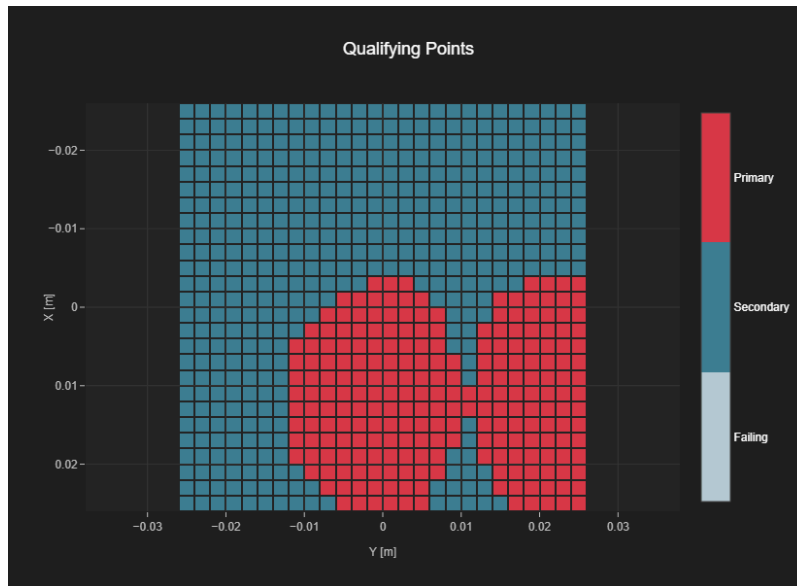
Audio File	Measurement Duration [s]	Margin Upper Bound [dB]	Margin Lower Bound [dB]
48k_voice_300-3000_2s.wav	2.0	2.0	1.55



Plot No.15 T-Coil Coupling Mode Test Report

Results

Primary Group Contiguous Point Count	Secondary Group Point Count	Secondary Group Max Longitudinal	Secondary Group Max Transverse
232	676	26	26



Plot No.16 T-Coil Signal Test Report

Measurement performed on February 15, 2025

Device Under Test

Dimensions [mm]	Speaker Position [mm]
160.0 x 76.0 x 9.0	159.0

Hardware Setup

Probe Name	Probe Calibration Date	DAE Name	DAE Calibration Date
AM1DV3 - 3130	August 15, 2024	DAE4 Sn376	September 16, 2024

Communication Systems

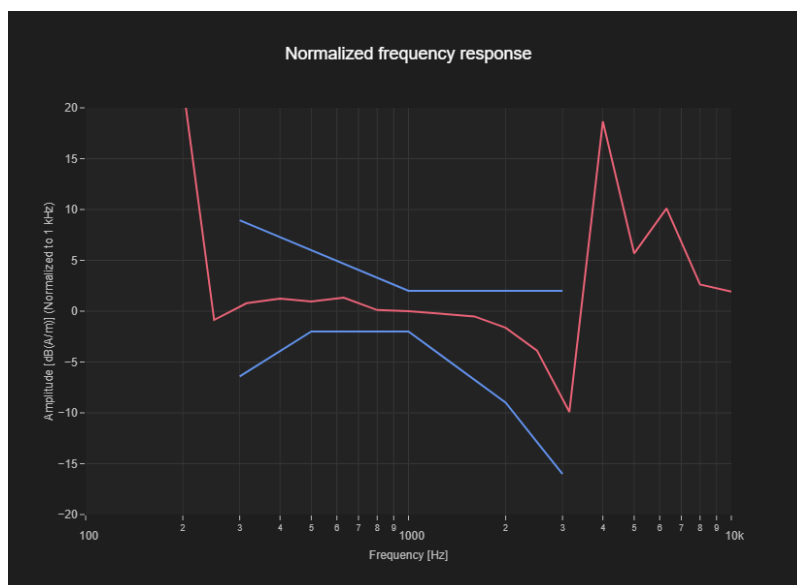
Band Name	Communication Systems Name	Channel	Frequency [MHz]
Band 71	LTE-FDD (SC-FDMA, 1 RB, 20 MHz, QPSK)	133297	680.5

Grid Settings

Extent X [mm]	Extent Y [mm]	Step X [mm]	Step Y [mm]	Distance [mm]
52.0	52.0	4.0	4.0	10.0

Results

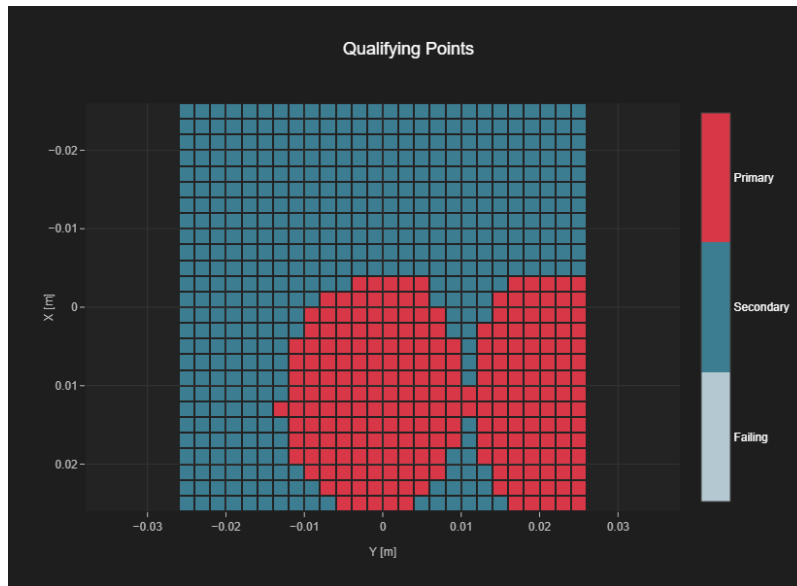
Audio File	Measurement Duration [s]	Margin Upper Bound [dB]	Margin Lower Bound [dB]
48k_voice_300-3000_2s.wav	2.0	2.0	2.0



Plot No.16 T-Coil Coupling Mode Test Report

Results

Primary Group Contiguous Point Count	Secondary Group Point Count	Secondary Group Max Longitudinal	Secondary Group Max Transverse
238	676	26	26



Plot No.17 T-Coil Signal Test Report

Measurement performed on February 12, 2025

Device Under Test

Dimensions [mm]	Speaker Position [mm]
160.0 x 76.0 x 9.0	159.0

Hardware Setup

Probe Name	Probe Calibration Date	DAE Name	DAE Calibration Date
AM1DV3 - 3130	August 15, 2024	DAE4 Sn376	September 16, 2024

Communication Systems

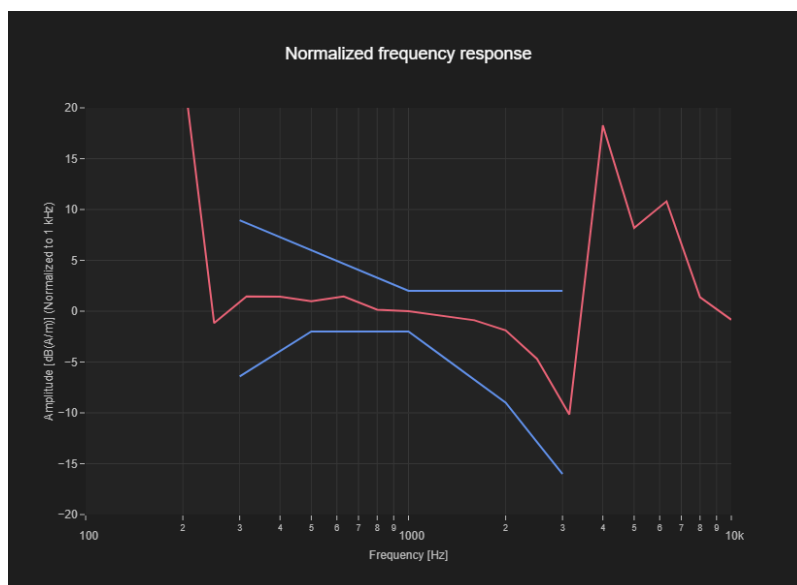
Band Name	Communication Systems Name	Channel	Frequency [MHz]
Band n7	5G NR (DFT-s-OFDM, 1 RB, 50 MHz, BPSK, 15 kHz)	507000	2535.0

Grid Settings

Extent X [mm]	Extent Y [mm]	Step X [mm]	Step Y [mm]	Distance [mm]
52.0	52.0	4.0	4.0	10.0

Results

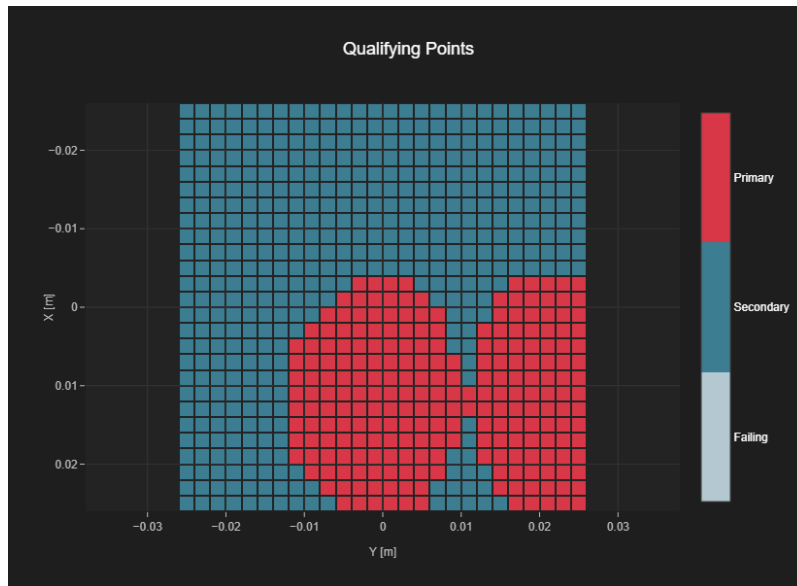
Audio File	Measurement Duration [s]	Margin Upper Bound [dB]	Margin Lower Bound [dB]
48k_voice_300-3000_2s.wav	2.0	2.0	2.0



Plot No.17 T-Coil Coupling Mode Test Report

Results

Primary Group Contiguous Point Count	Secondary Group Point Count	Secondary Group Max Longitudinal	Secondary Group Max Transverse
234	676	26	26



Plot No.18 T-Coil Signal Test Report

Measurement performed on February 12, 2025

Device Under Test

Dimensions [mm]	Speaker Position [mm]
160.0 x 76.0 x 9.0	159.0

Hardware Setup

Probe Name	Probe Calibration Date	DAE Name	DAE Calibration Date
AM1DV3 - 3130	August 15, 2024	DAE4 Sn376	September 16, 2024

Communication Systems

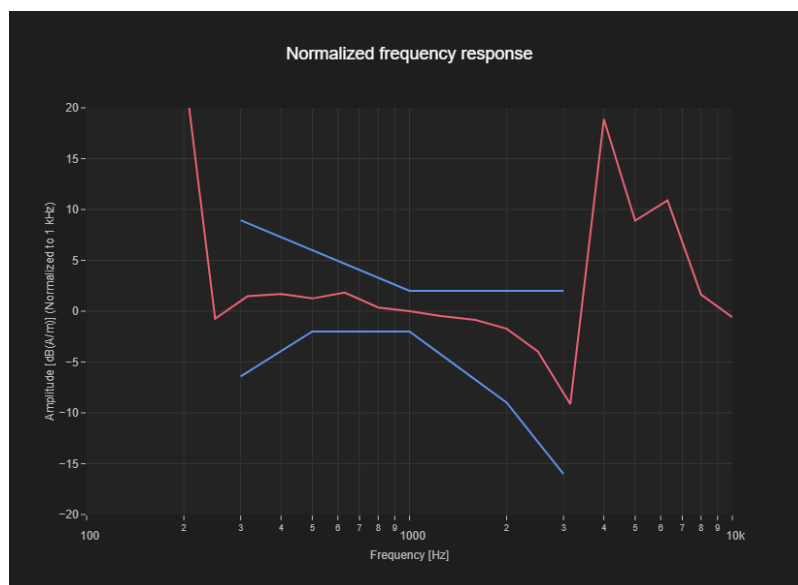
Band Name	Communication Systems Name	Channel	Frequency [MHz]
Band n12	5G NR (DFT-s-OFDM, 1 RB, 15 MHz, BPSK, 15 kHz)	141500	707.5

Grid Settings

Extent X [mm]	Extent Y [mm]	Step X [mm]	Step Y [mm]	Distance [mm]
52.0	52.0	4.0	4.0	10.0

Results

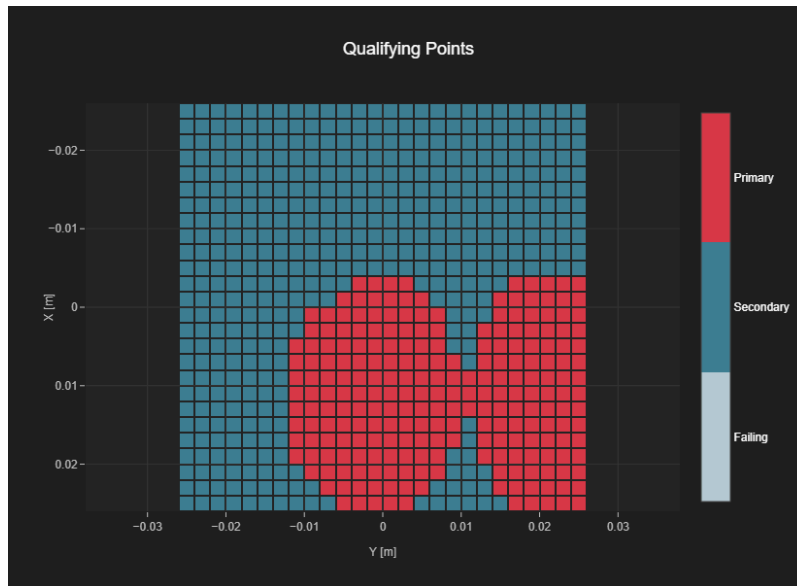
Audio File	Measurement Duration [s]	Margin Upper Bound [dB]	Margin Lower Bound [dB]
48k_voice_300-3000_2s.wav	2.0	2.0	2.0



Plot No.18 T-Coil Coupling Mode Test Report

Results

Primary Group Contiguous Point Count	Secondary Group Point Count	Secondary Group Max Longitudinal	Secondary Group Max Transverse
235	676	26	26



Plot No.19 T-Coil Signal Test Report

Measurement performed on February 12, 2025

Device Under Test

Dimensions [mm]	Speaker Position [mm]
160.0 x 76.0 x 9.0	159.0

Hardware Setup

Probe Name	Probe Calibration Date	DAE Name	DAE Calibration Date
AM1DV3 - 3130	August 15, 2024	DAE4 Sn376	September 16, 2024

Communication Systems

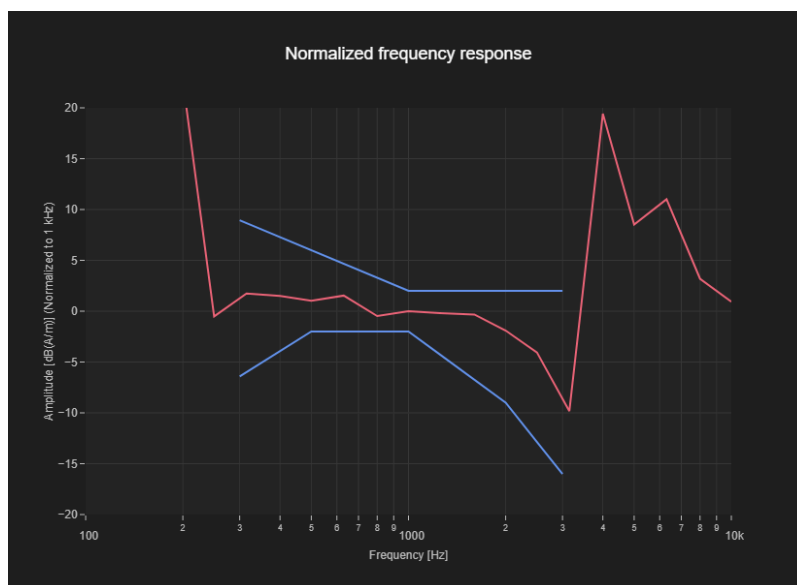
Band Name	Communication Systems Name	Channel	Frequency [MHz]
Band n14	5G NR (DFT-s-OFDM, 1 RB, 10 MHz, BPSK, 15 kHz)	158600	793.0

Grid Settings

Extent X [mm]	Extent Y [mm]	Step X [mm]	Step Y [mm]	Distance [mm]
52.0	52.0	4.0	4.0	10.0

Results

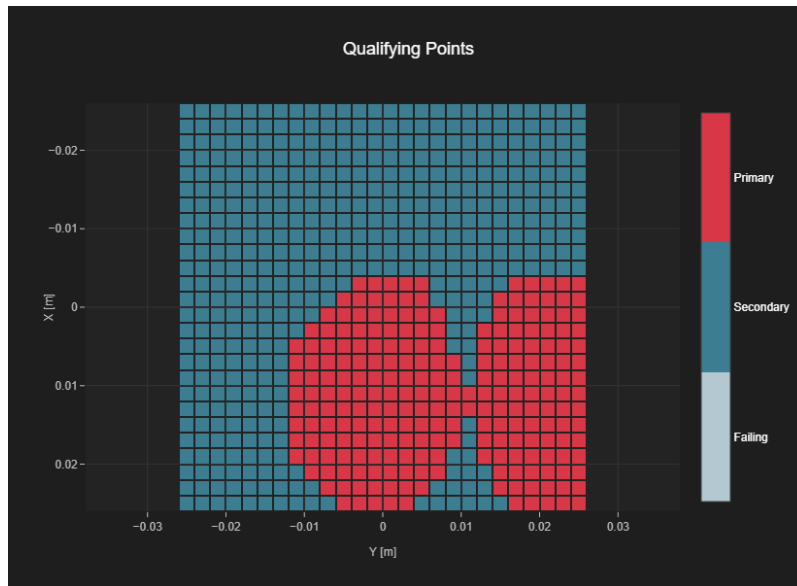
Audio File	Measurement Duration [s]	Margin Upper Bound [dB]	Margin Lower Bound [dB]
48k_voice_300-3000_2s.wav	2.0	2.0	1.52



Plot No.19 T-Coil Coupling Mode Test Report

Results

Primary Group Contiguous Point Count	Secondary Group Point Count	Secondary Group Max Longitudinal	Secondary Group Max Transverse
234	676	26	26



Plot No.20 T-Coil Signal Test Report

Measurement performed on February 12, 2025

Device Under Test

Dimensions [mm]	Speaker Position [mm]
160.0 x 76.0 x 9.0	159.0

Hardware Setup

Probe Name	Probe Calibration Date	DAE Name	DAE Calibration Date
AM1DV3 - 3130	August 15, 2024	DAE4 Sn376	September 16, 2024

Communication Systems

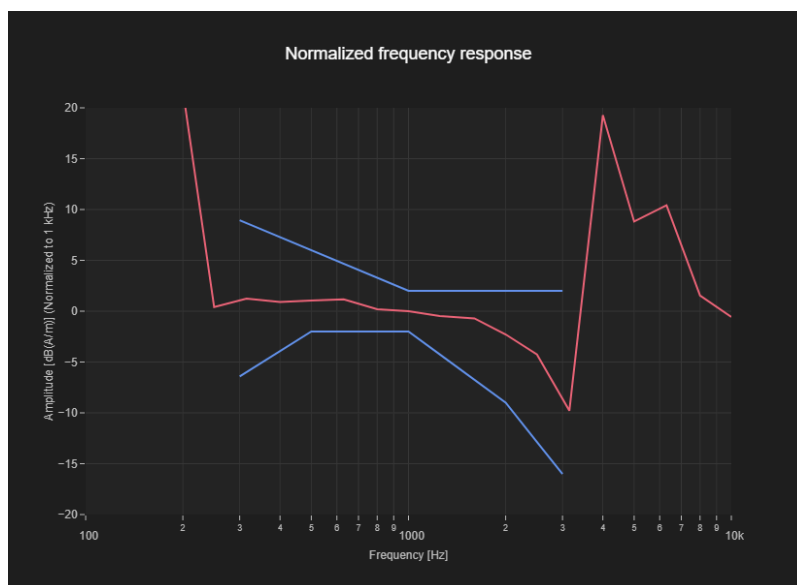
Band Name	Communication Systems Name	Channel	Frequency [MHz]
Band n25	5G NR (DFT-s-OFDM, 1 RB, 40 MHz, BPSK, 15 kHz)	376500	1882.5

Grid Settings

Extent X [mm]	Extent Y [mm]	Step X [mm]	Step Y [mm]	Distance [mm]
52.0	52.0	4.0	4.0	10.0

Results

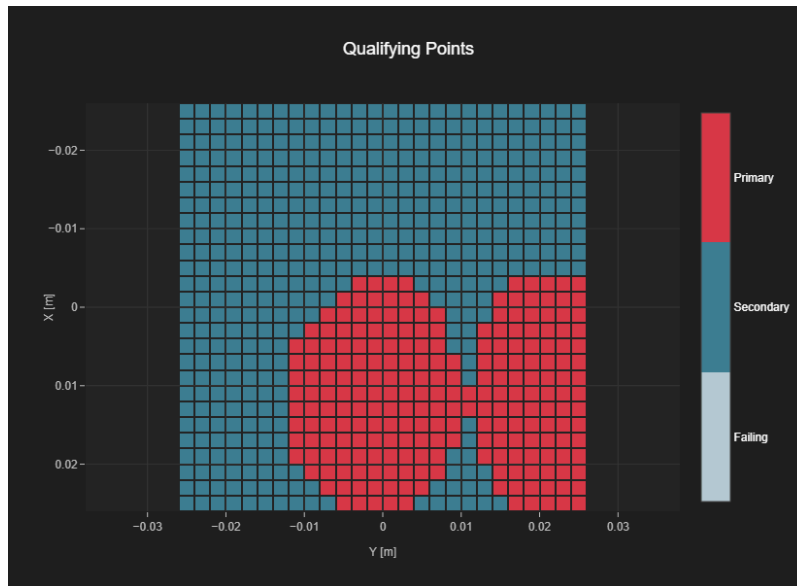
Audio File	Measurement Duration [s]	Margin Upper Bound [dB]	Margin Lower Bound [dB]
48k_voice_300-3000_2s.wav	2.0	2.0	2.0



Plot No.20 T-Coil Coupling Mode Test Report

Results

Primary Group Contiguous Point Count	Secondary Group Point Count	Secondary Group Max Longitudinal	Secondary Group Max Transverse
233	676	26	26



Plot No.21 T-Coil Signal Test Report

Measurement performed on February 12, 2025

Device Under Test

Dimensions [mm]	Speaker Position [mm]
160.0 x 76.0 x 9.0	159.0

Hardware Setup

Probe Name	Probe Calibration Date	DAE Name	DAE Calibration Date
AM1DV3 - 3130	August 15, 2024	DAE4 Sn376	September 16, 2024

Communication Systems

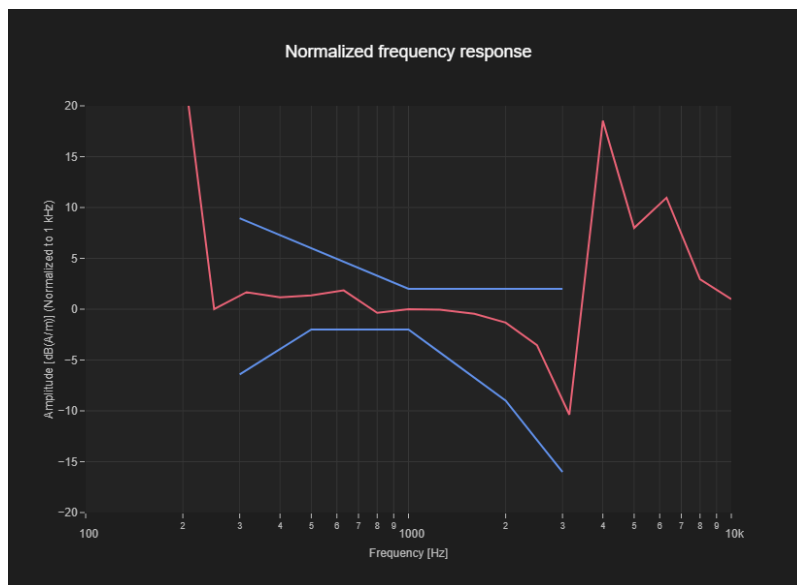
Band Name	Communication Systems Name	Channel	Frequency [MHz]
Band n26	5G NR (DFT-s-OFDM, 1 RB, 20 MHz, BPSK, 15 kHz)	166300	831.5

Grid Settings

Extent X [mm]	Extent Y [mm]	Step X [mm]	Step Y [mm]	Distance [mm]
52.0	52.0	4.0	4.0	10.0

Results

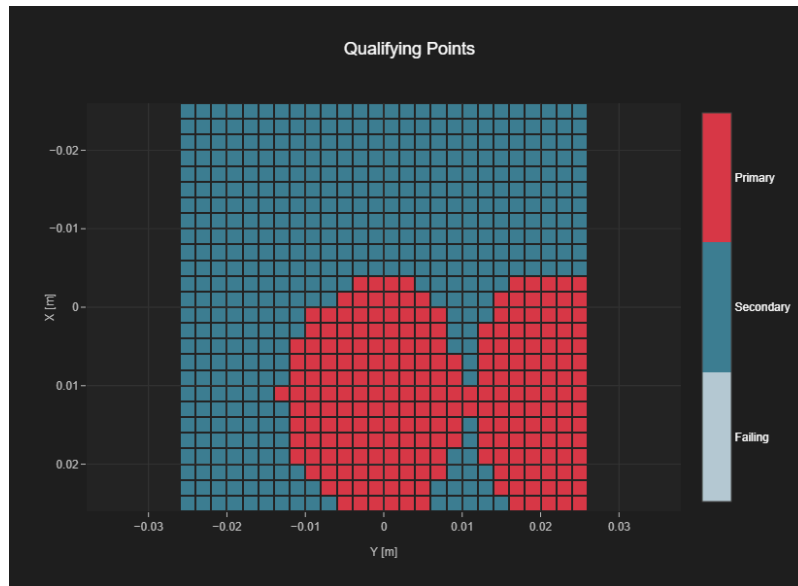
Audio File	Measurement Duration [s]	Margin Upper Bound [dB]	Margin Lower Bound [dB]
48k_voice_300-3000_2s.wav	2.0	2.0	1.64



Plot No.21 T-Coil Coupling Mode Test Report

Results

Primary Group Contiguous Point Count	Secondary Group Point Count	Secondary Group Max Longitudinal	Secondary Group Max Transverse
236	676	26	26



Plot No.22 T-Coil Signal Test Report

Measurement performed on February 12, 2025

Device Under Test

Dimensions [mm]	Speaker Position [mm]
160.0 x 76.0 x 9.0	159.0

Hardware Setup

Probe Name	Probe Calibration Date	DAE Name	DAE Calibration Date
AM1DV3 - 3130	August 15, 2024	DAE4 Sn376	September 16, 2024

Communication Systems

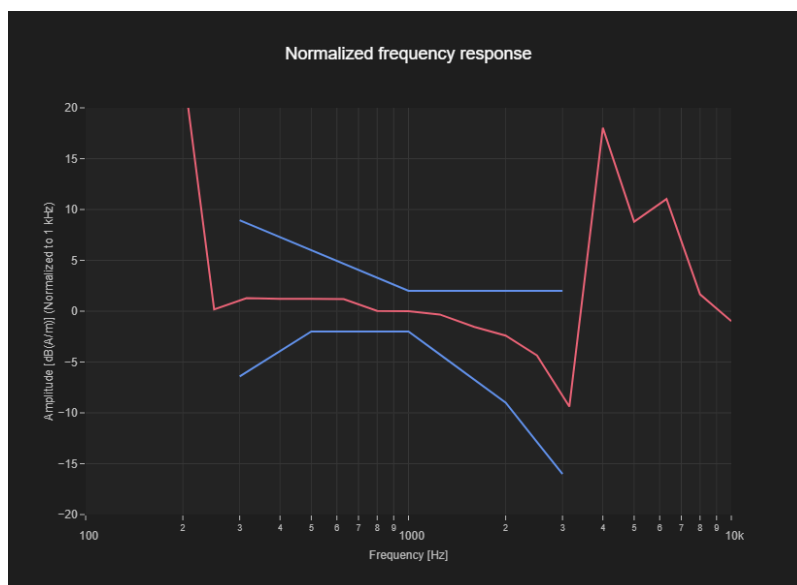
Band Name	Communication Systems Name	Channel	Frequency [MHz]
Band n30	5G NR (DFT-s-OFDM, 1 RB, 10 MHz, BPSK, 15 kHz)	462000	2310.0

Grid Settings

Extent X [mm]	Extent Y [mm]	Step X [mm]	Step Y [mm]	Distance [mm]
52.0	52.0	4.0	4.0	10.0

Results

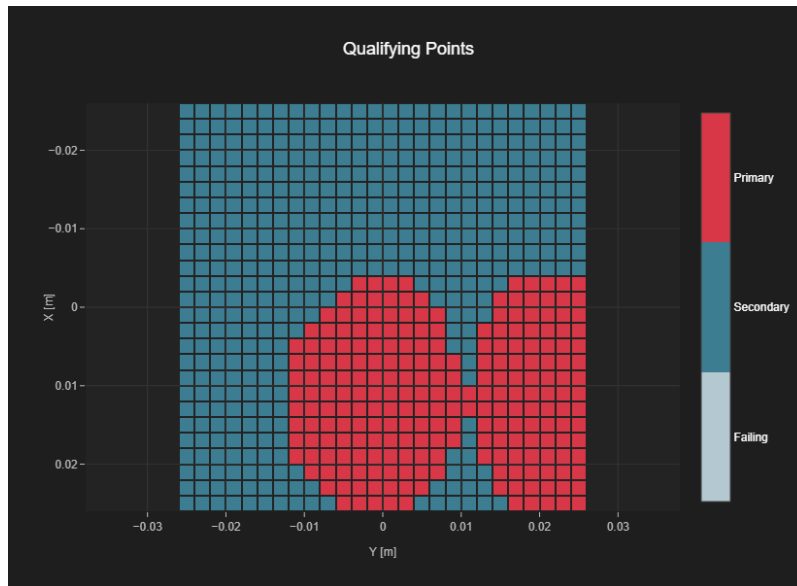
Audio File	Measurement Duration [s]	Margin Upper Bound [dB]	Margin Lower Bound [dB]
48k_voice_300-3000_2s.wav	2.0	2.0	2.0



Plot No.22 T-Coil Coupling Mode Test Report

Results

Primary Group Contiguous Point Count	Secondary Group Point Count	Secondary Group Max Longitudinal	Secondary Group Max Transverse
233	676	26	26



Plot No.23 T-Coil Signal Test Report

Measurement performed on February 12, 2025

Device Under Test

Dimensions [mm]	Speaker Position [mm]
160.0 x 76.0 x 9.0	159.0

Hardware Setup

Probe Name	Probe Calibration Date	DAE Name	DAE Calibration Date
AM1DV3 - 3130	August 15, 2024	DAE4 Sn376	September 16, 2024

Communication Systems

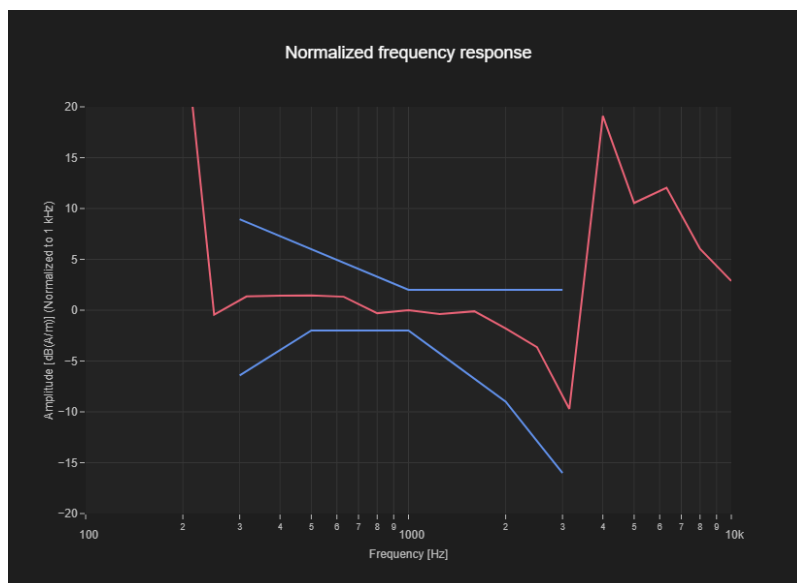
Band Name	Communication Systems Name	Channel	Frequency [MHz]
Band n41	5G NR (DFT-s-OFDM, 1 RB, 100 MHz, BPSK, 30 kHz)	518598	2592.99

Grid Settings

Extent X [mm]	Extent Y [mm]	Step X [mm]	Step Y [mm]	Distance [mm]
52.0	52.0	4.0	4.0	10.0

Results

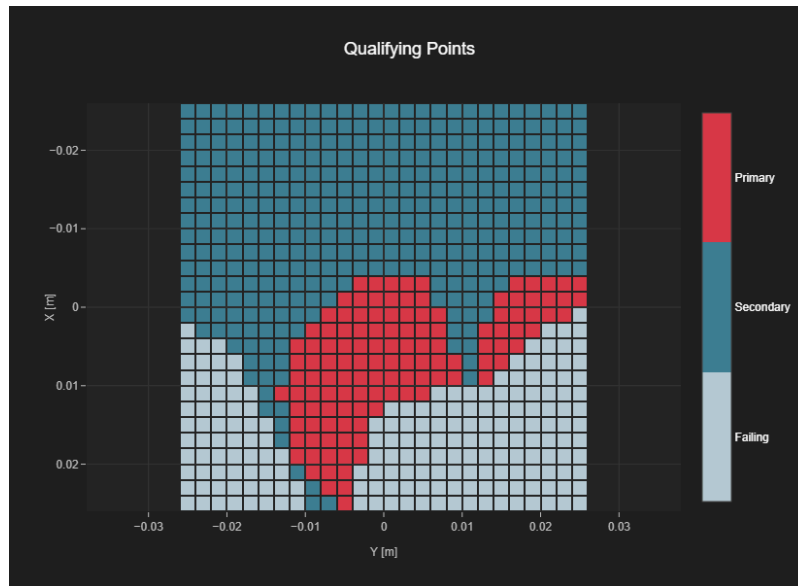
Audio File	Measurement Duration [s]	Margin Upper Bound [dB]	Margin Lower Bound [dB]
48k_voice_300-3000_2s.wav	2.0	2.0	1.7



Plot No.23 T-Coil Coupling Mode Test Report

Results

Primary Group Contiguous Point Count	Secondary Group Point Count	Secondary Group Max Longitudinal	Secondary Group Max Transverse
123	483	26	26



Plot No.24 T-Coil Signal Test Report

Measurement performed on February 12, 2025

Device Under Test

Dimensions [mm]	Speaker Position [mm]
160.0 x 76.0 x 9.0	159.0

Hardware Setup

Probe Name	Probe Calibration Date	DAE Name	DAE Calibration Date
AM1DV3 - 3130	August 15, 2024	DAE4 Sn376	September 16, 2024

Communication Systems

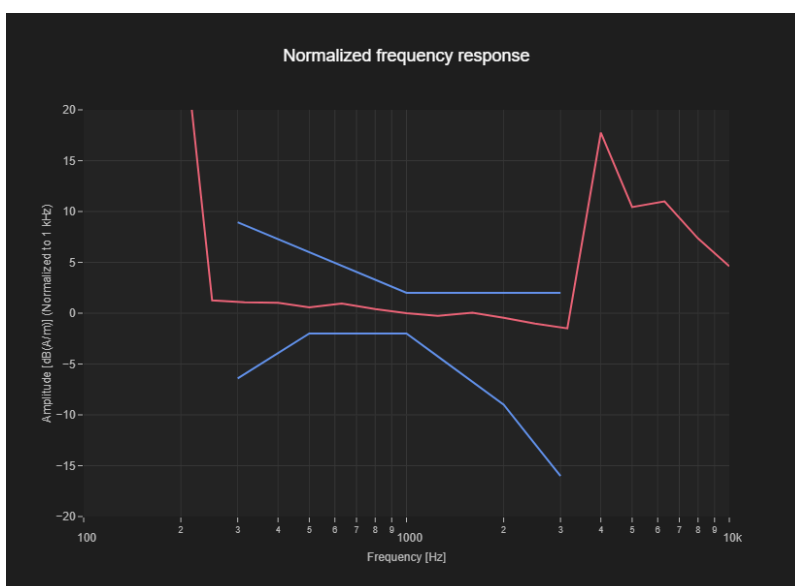
Band Name	Communication Systems Name	Channel	Frequency [MHz]
Band n41	5G NR (DFT-s-OFDM, 1 RB, 100 MHz, BPSK, 30 kHz)	518598	2592.99

Grid Settings

Extent X [mm]	Extent Y [mm]	Step X [mm]	Step Y [mm]	Distance [mm]
52.0	52.0	4.0	4.0	10.0

Results

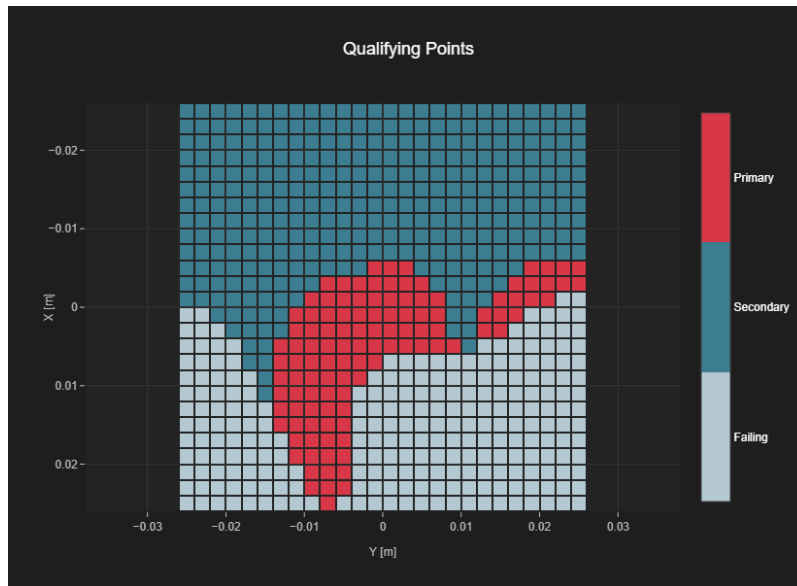
Audio File	Measurement Duration [s]	Margin Upper Bound [dB]	Margin Lower Bound [dB]
48k_voice_300-3000_2s.wav	2.0	1.96	2.0



Plot No.24 T-Coil Coupling Mode Test Report

Results

Primary Group Contiguous Point Count	Secondary Group Point Count	Secondary Group Max Longitudinal	Secondary Group Max Transverse
112	436	26	26



Plot No.25 T-Coil Signal Test Report

Measurement performed on February 12, 2025

Device Under Test

Dimensions [mm]	Speaker Position [mm]
160.0 x 76.0 x 9.0	159.0

Hardware Setup

Probe Name	Probe Calibration Date	DAE Name	DAE Calibration Date
AM1DV3 - 3130	August 15, 2024	DAE4 Sn376	September 16, 2024

Communication Systems

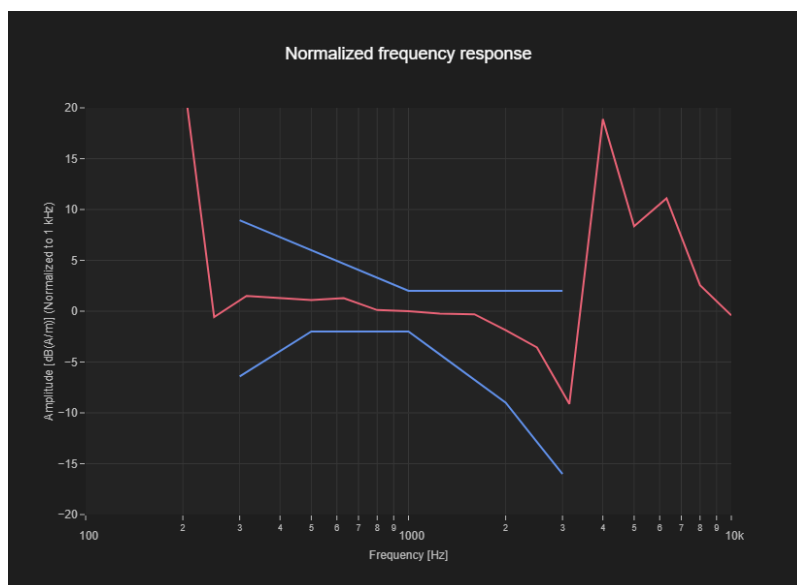
Band Name	Communication Systems Name	Channel	Frequency [MHz]
Band n66	5G NR (DFT-s-OFDM, 1 RB, 40 MHz, BPSK, 15 kHz)	349000	1745.0

Grid Settings

Extent X [mm]	Extent Y [mm]	Step X [mm]	Step Y [mm]	Distance [mm]
52.0	52.0	4.0	4.0	10.0

Results

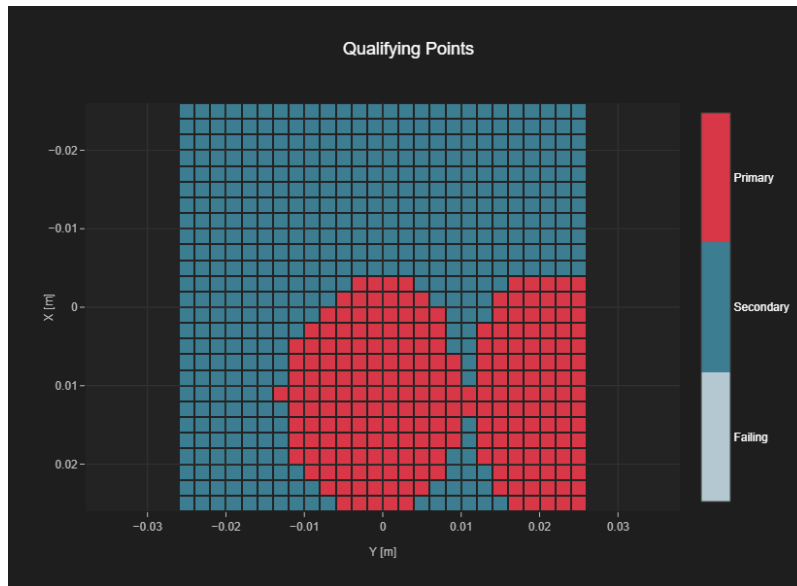
Audio File	Measurement Duration [s]	Margin Upper Bound [dB]	Margin Lower Bound [dB]
48k_voice_300-3000_2s.wav	2.0	2.0	2.0



Plot No.25 T-Coil Coupling Mode Test Report

Results

Primary Group Contiguous Point Count	Secondary Group Point Count	Secondary Group Max Longitudinal	Secondary Group Max Transverse
234	676	26	26



Plot No.26 T-Coil Signal Test Report

Measurement performed on February 12, 2025

Device Under Test

Dimensions [mm]	Speaker Position [mm]
160.0 x 76.0 x 9.0	159.0

Hardware Setup

Probe Name	Probe Calibration Date	DAE Name	DAE Calibration Date
AM1DV3 - 3130	August 15, 2024	DAE4 Sn376	September 16, 2024

Communication Systems

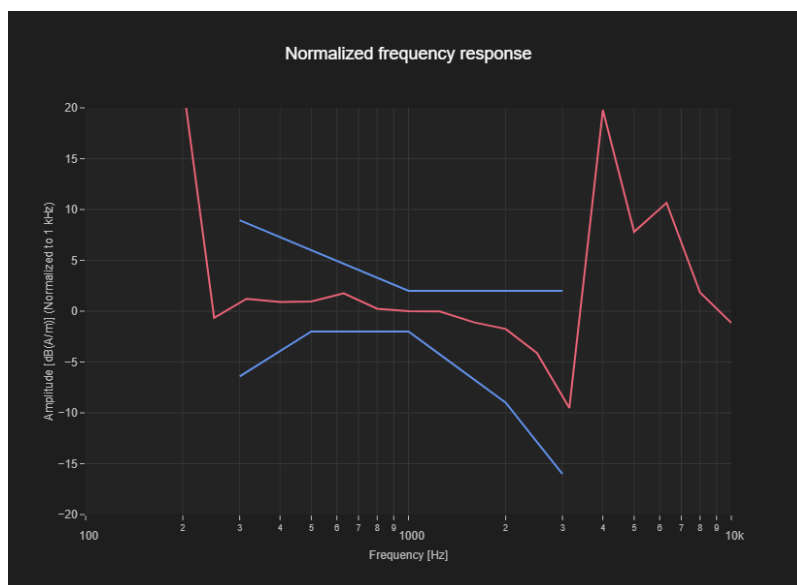
Band Name	Communication Systems Name	Channel	Frequency [MHz]
Band n71	5G NR (DFT-s-OFDM, 1 RB, 20 MHz, BPSK, 15 kHz)	136100	680.5

Grid Settings

Extent X [mm]	Extent Y [mm]	Step X [mm]	Step Y [mm]	Distance [mm]
52.0	52.0	4.0	4.0	10.0

Results

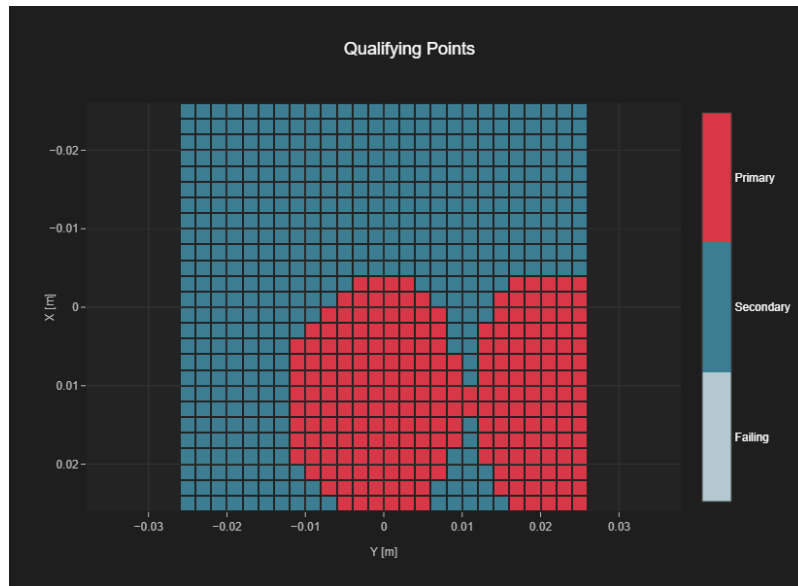
Audio File	Measurement Duration [s]	Margin Upper Bound [dB]	Margin Lower Bound [dB]
48k_voice_300-3000_2s.wav	2.0	2.0	2.0



Plot No.26 T-Coil Coupling Mode Test Report

Results

Primary Group Contiguous Point Count	Secondary Group Point Count	Secondary Group Max Longitudinal	Secondary Group Max Transverse
234	676	26	26



Plot No.27 T-Coil Signal Test Report

Measurement performed on February 12, 2025

Device Under Test

Dimensions [mm]	Speaker Position [mm]
160.0 x 76.0 x 9.0	159.0

Hardware Setup

Probe Name	Probe Calibration Date	DAE Name	DAE Calibration Date
AM1DV3 - 3130	August 15, 2024	DAE4 Sn376	September 16, 2024

Communication Systems

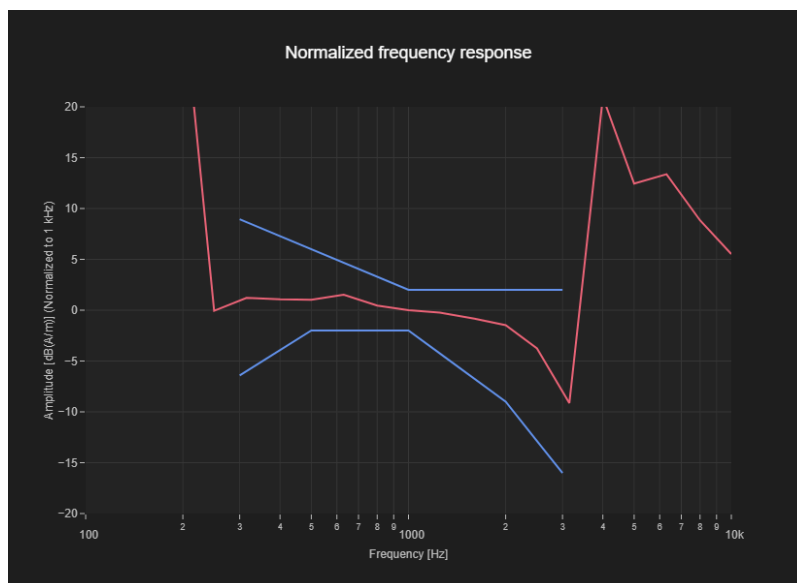
Band Name	Communication Systems Name	Channel	Frequency [MHz]
Band n77	5G NR (DFT-s-OFDM, 1 RB, 100 MHz, BPSK, 30 kHz)	656000	3840.0

Grid Settings

Extent X [mm]	Extent Y [mm]	Step X [mm]	Step Y [mm]	Distance [mm]
52.0	52.0	4.0	4.0	10.0

Results

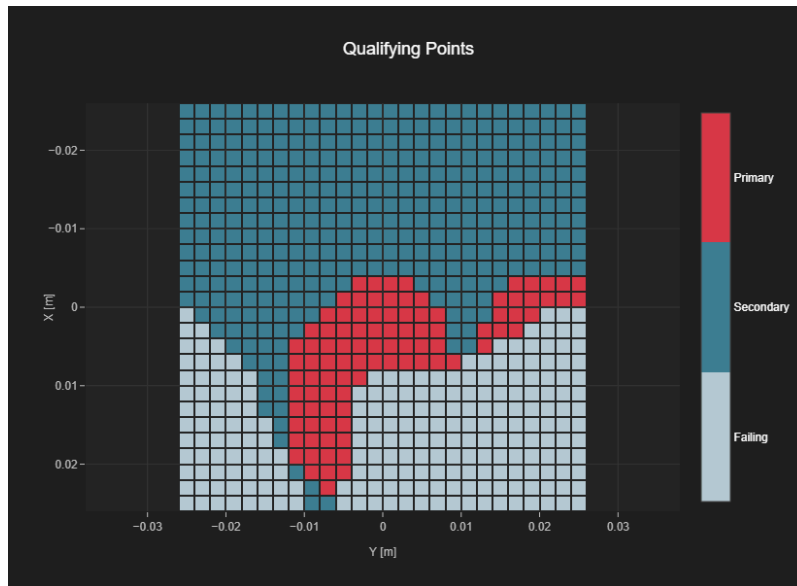
Audio File	Measurement Duration [s]	Margin Upper Bound [dB]	Margin Lower Bound [dB]
48k_voice_300-3000_2s.wav	2.0	2.0	2.0



Plot No.27 T-Coil Coupling Mode Test Report

Results

Primary Group Contiguous Point Count	Secondary Group Point Count	Secondary Group Max Longitudinal	Secondary Group Max Transverse
95	452	26	26



Plot No.28 T-Coil Signal Test Report

Measurement performed on February 14, 2025

Device Under Test

Dimensions [mm]	Speaker Position [mm]
160.0 x 76.0 x 9.0	159.0

Hardware Setup

Probe Name	Probe Calibration Date	DAE Name	DAE Calibration Date
AM1DV3 - 3130	August 15, 2024	DAE4 Sn376	September 16, 2024

Communication Systems

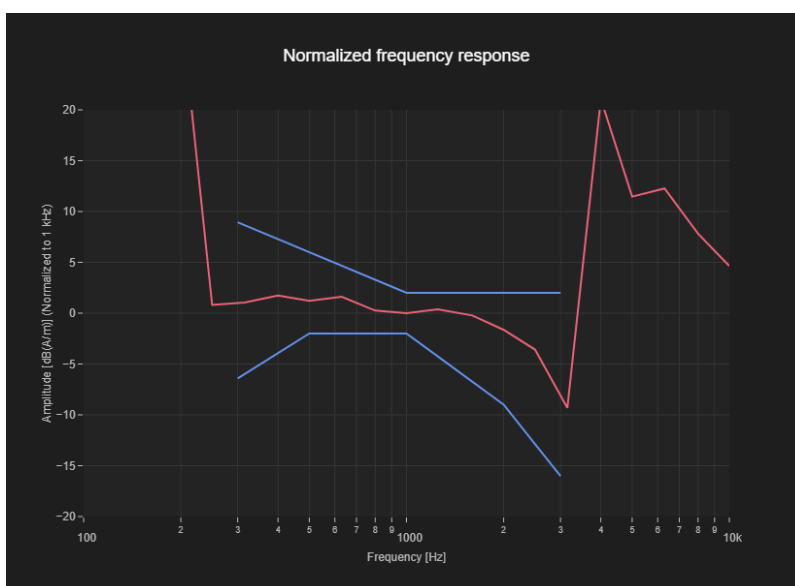
Band Name	Communication Systems Name	Channel	Frequency [MHz]
Band n77	5G NR (DFT-s-OFDM, 1 RB, 100 MHz, BPSK, 30 kHz)	656000	3840.0

Grid Settings

Extent X [mm]	Extent Y [mm]	Step X [mm]	Step Y [mm]	Distance [mm]
52.0	52.0	4.0	4.0	10.0

Results

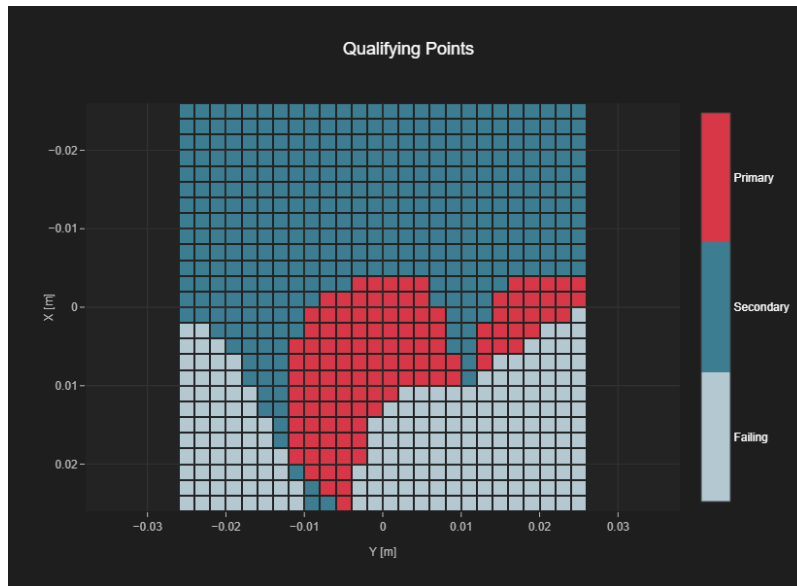
Audio File	Measurement Duration [s]	Margin Upper Bound [dB]	Margin Lower Bound [dB]
48k_voice_300-3000_2s.wav	2.0	1.62	2.0



Plot No.28 T-Coil Coupling Mode Test Report

Results

Primary Group Contiguous Point Count	Secondary Group Point Count	Secondary Group Max Longitudinal	Secondary Group Max Transverse
120	478	26	26



Plot No.29 T-Coil Signal Test Report

Measurement performed on February 02, 2025

Device Under Test

Dimensions [mm]	Speaker Position [mm]
160.0 x 76.0 x 9.0	159.0

Hardware Setup

Probe Name	Probe Calibration Date	DAE Name	DAE Calibration Date
AM1DV3 - 3130	August 15, 2024	DAE4 Sn376	September 16, 2024

Communication Systems

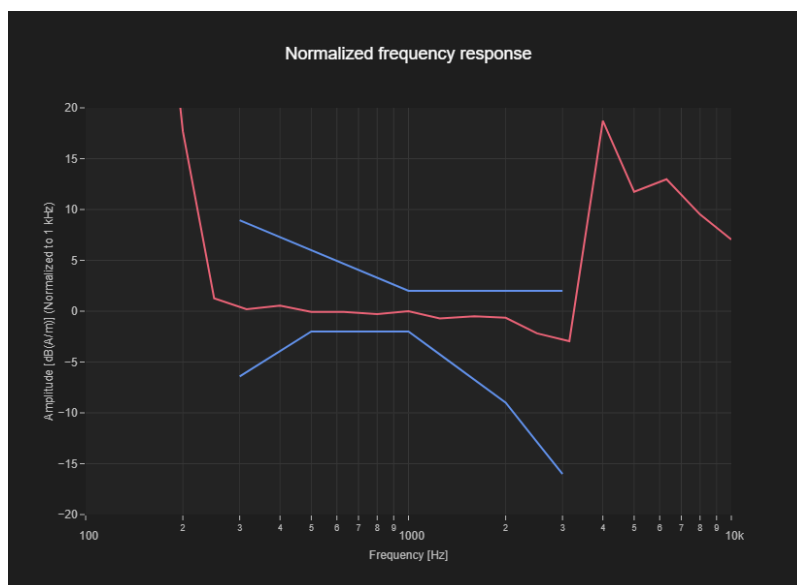
Band Name	Communication Systems Name	Channel	Frequency [MHz]
WLAN 2.4GHz	IEEE 802.11b WiFi 2.4 GHz (DSSS, 1 Mbps)	6	2437.0

Grid Settings

Extent X [mm]	Extent Y [mm]	Step X [mm]	Step Y [mm]	Distance [mm]
52.0	52.0	4.0	4.0	10.0

Results

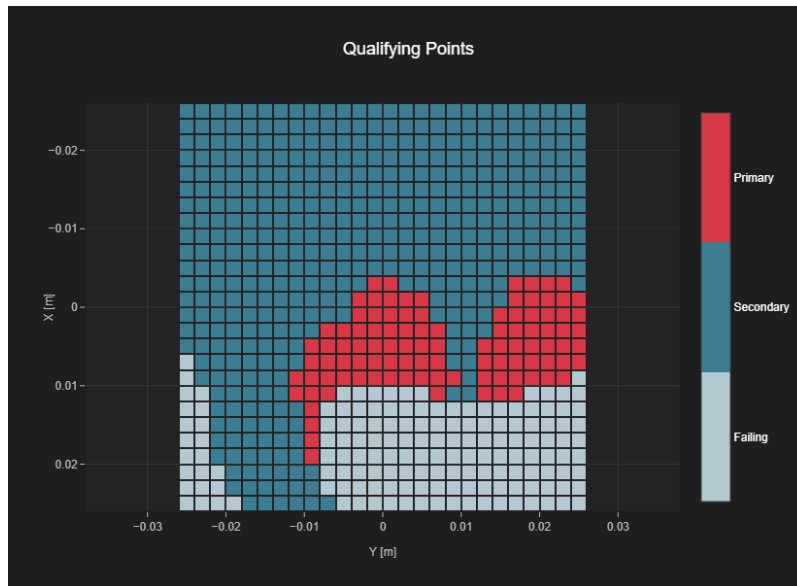
Audio File	Measurement Duration [s]	Margin Upper Bound [dB]	Margin Lower Bound [dB]
48k_voice_300-3000_2s.wav	2.0	2.0	1.72



Plot No.29 T-Coil Coupling Mode Test Report

Results

Primary Group Contiguous Point Count	Secondary Group Point Count	Secondary Group Max Longitudinal	Secondary Group Max Transverse
101	525	26	26



Plot No.30 T-Coil Signal Test Report

Measurement performed on February 02, 2025

Device Under Test

Dimensions [mm]	Speaker Position [mm]
160.0 x 76.0 x 9.0	159.0

Hardware Setup

Probe Name	Probe Calibration Date	DAE Name	DAE Calibration Date
AM1DV3 - 3130	August 15, 2024	DAE4 Sn376	September 16, 2024

Communication Systems

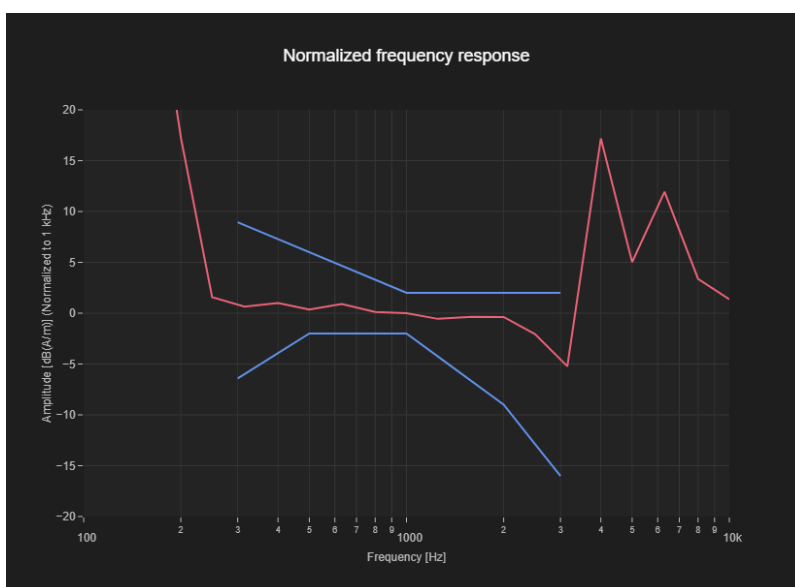
Band Name	Communication Systems Name	Channel	Frequency [MHz]
WLAN 5GHz	IEEE 802.11a/h WiFi 5 GHz (OFDM, 6 Mbps)	40	5200.0

Grid Settings

Extent X [mm]	Extent Y [mm]	Step X [mm]	Step Y [mm]	Distance [mm]
52.0	52.0	4.0	4.0	10.0

Results

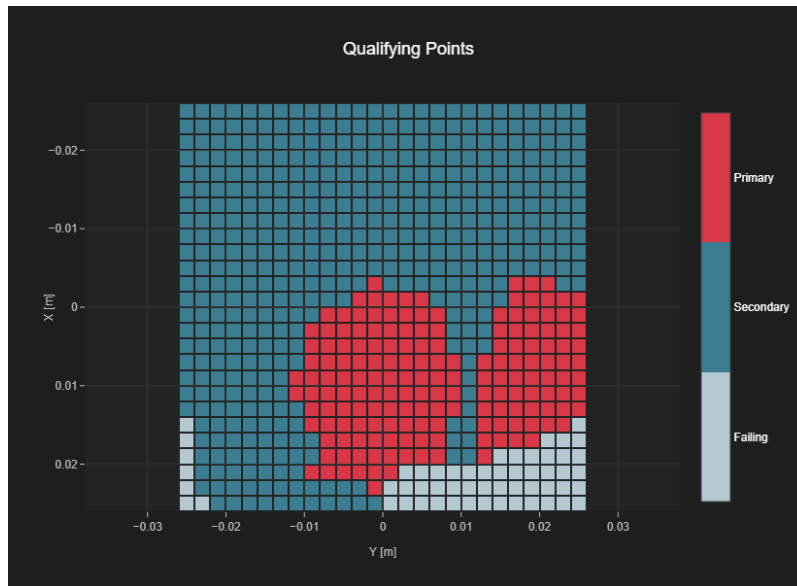
Audio File	Measurement Duration [s]	Margin Upper Bound [dB]	Margin Lower Bound [dB]
48k_voice_300-3000_2s.wav	2.0	2.0	2.0



Plot No.30 T-Coil Coupling Mode Test Report

Results

Primary Group Contiguous Point Count	Secondary Group Point Count	Secondary Group Max Longitudinal	Secondary Group Max Transverse
171	621	26	26



Plot No.31 T-Coil Signal Test Report

Measurement performed on February 02, 2025

Device Under Test

Dimensions [mm]	Speaker Position [mm]
160.0 x 76.0 x 9.0	159.0

Hardware Setup

Probe Name	Probe Calibration Date	DAE Name	DAE Calibration Date
AM1DV3 - 3130	August 15, 2024	DAE4 Sn376	September 16, 2024

Communication Systems

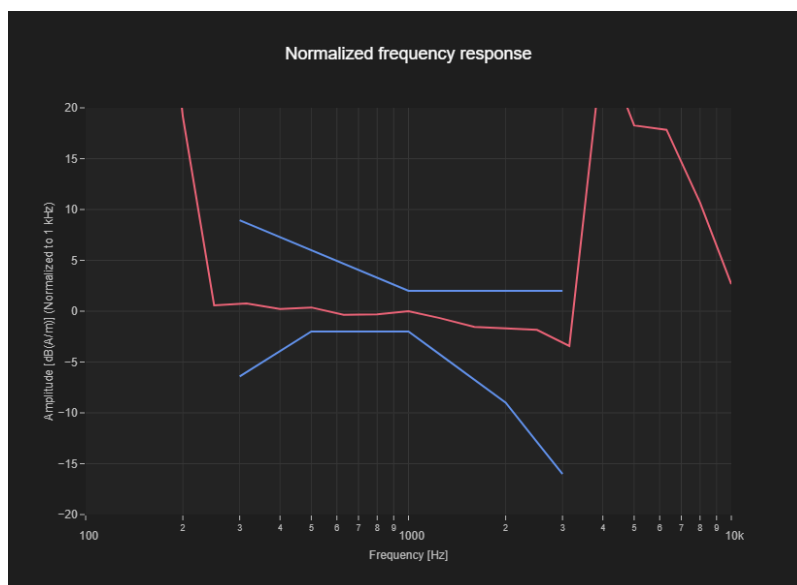
Band Name	Communication Systems Name	Channel	Frequency [MHz]
WLAN 5GHz	IEEE 802.11a/h WiFi 5 GHz (OFDM, 6 Mbps)	60	5300.0

Grid Settings

Extent X [mm]	Extent Y [mm]	Step X [mm]	Step Y [mm]	Distance [mm]
52.0	52.0	4.0	4.0	10.0

Results

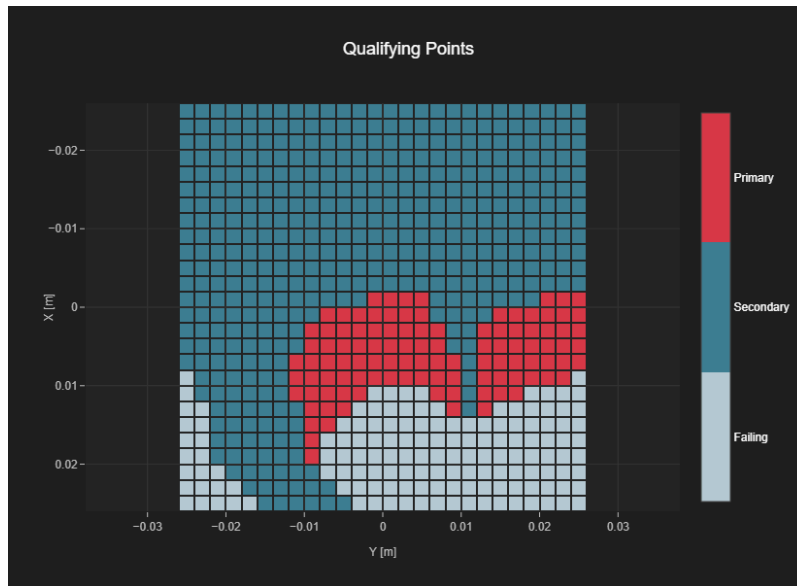
Audio File	Measurement Duration [s]	Margin Upper Bound [dB]	Margin Lower Bound [dB]
48k_voice_300-3000_2s.wav	2.0	2.0	1.65



Plot No.31 T-Coil Coupling Mode Test Report

Results

Primary Group Contiguous Point Count	Secondary Group Point Count	Secondary Group Max Longitudinal	Secondary Group Max Transverse
106	535	26	26



Plot No.32 T-Coil Signal Test Report

Measurement performed on February 02, 2025

Device Under Test

Dimensions [mm]	Speaker Position [mm]
160.0 x 76.0 x 9.0	159.0

Hardware Setup

Probe Name	Probe Calibration Date	DAE Name	DAE Calibration Date
AM1DV3 - 3130	August 15, 2024	DAE4 Sn376	September 16, 2024

Communication Systems

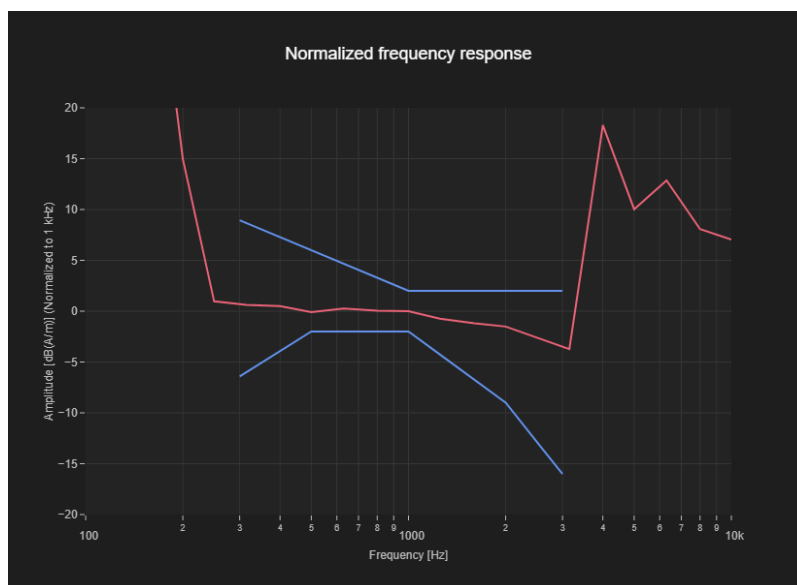
Band Name	Communication Systems Name	Channel	Frequency [MHz]
WLAN 5GHz	IEEE 802.11a/h WiFi 5 GHz (OFDM, 6 Mbps)	116	5580.0

Grid Settings

Extent X [mm]	Extent Y [mm]	Step X [mm]	Step Y [mm]	Distance [mm]
52.0	52.0	4.0	4.0	10.0

Results

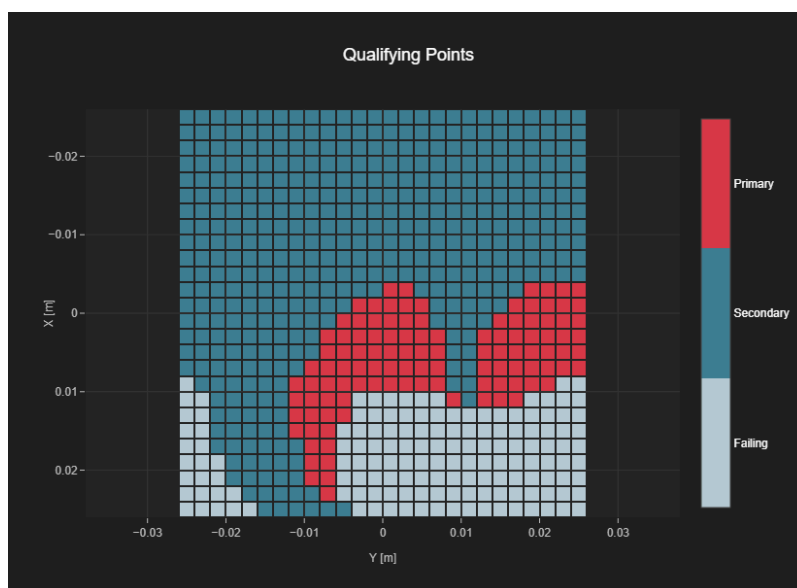
Audio File	Measurement Duration [s]	Margin Upper Bound [dB]	Margin Lower Bound [dB]
48k_voice_300-3000_2s.wav	2.0	2.0	1.91



Plot No.32 T-Coil Coupling Mode Test Report

Results

Primary Group Contiguous Point Count	Secondary Group Point Count	Secondary Group Max Longitudinal	Secondary Group Max Transverse
111	530	26	26



Plot No.33 T-Coil Signal Test Report

Measurement performed on February 02, 2025

Device Under Test

Dimensions [mm]	Speaker Position [mm]
160.0 x 76.0 x 9.0	159.0

Hardware Setup

Probe Name	Probe Calibration Date	DAE Name	DAE Calibration Date
AM1DV3 - 3130	August 15, 2024	DAE4 Sn376	September 16, 2024

Communication Systems

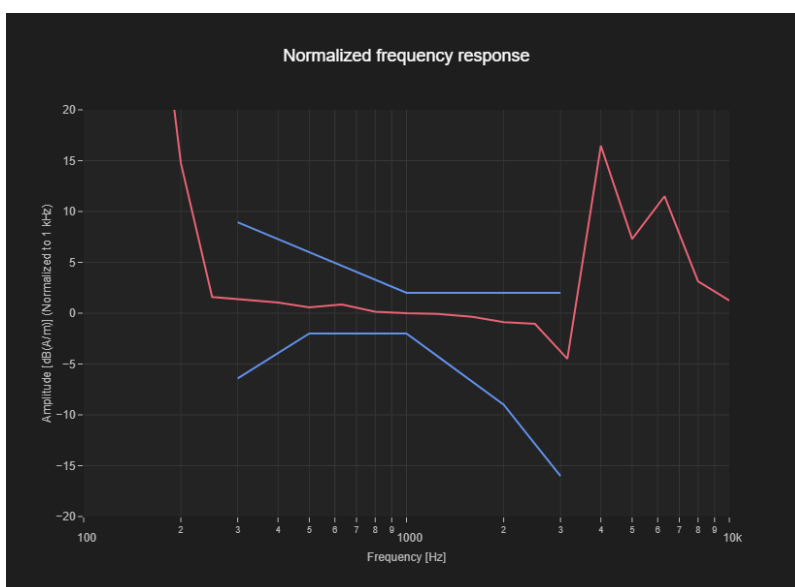
Band Name	Communication Systems Name	Channel	Frequency [MHz]
WLAN 5GHz	IEEE 802.11a/h WiFi 5 GHz (OFDM, 6 Mbps)	149	5745.0

Grid Settings

Extent X [mm]	Extent Y [mm]	Step X [mm]	Step Y [mm]	Distance [mm]
52.0	52.0	4.0	4.0	10.0

Results

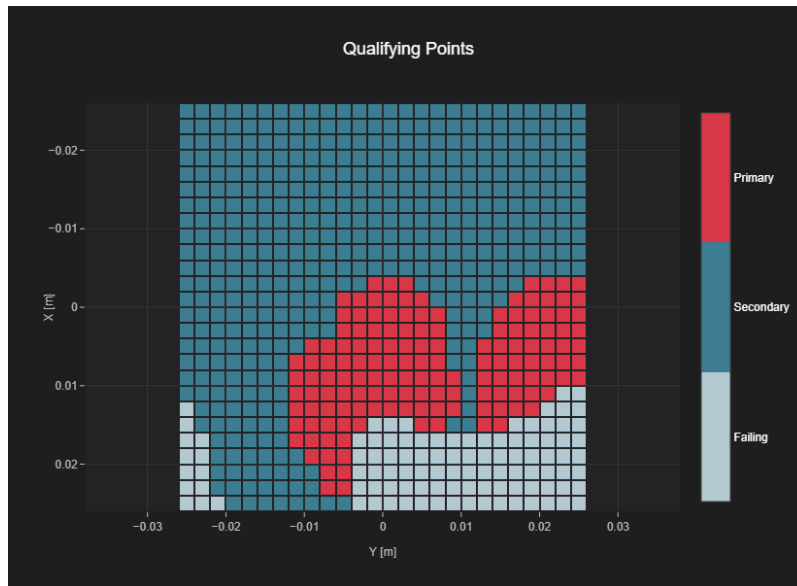
Audio File	Measurement Duration [s]	Margin Upper Bound [dB]	Margin Lower Bound [dB]
48k_voice_300-3000_2s.wav	2.0	2.0	2.0



Plot No.33 T-Coil Coupling Mode Test Report

Results

Primary Group Contiguous Point Count	Secondary Group Point Count	Secondary Group Max Longitudinal	Secondary Group Max Transverse
146	575	26	26



Plot No.34 T-Coil Signal Test Report

Measurement performed on February 02, 2025

Device Under Test

Dimensions [mm]	Speaker Position [mm]
160.0 x 76.0 x 9.0	159.0

Hardware Setup

Probe Name	Probe Calibration Date	DAE Name	DAE Calibration Date
AM1DV3 - 3130	August 15, 2024	DAE4 Sn376	September 16, 2024

Communication Systems

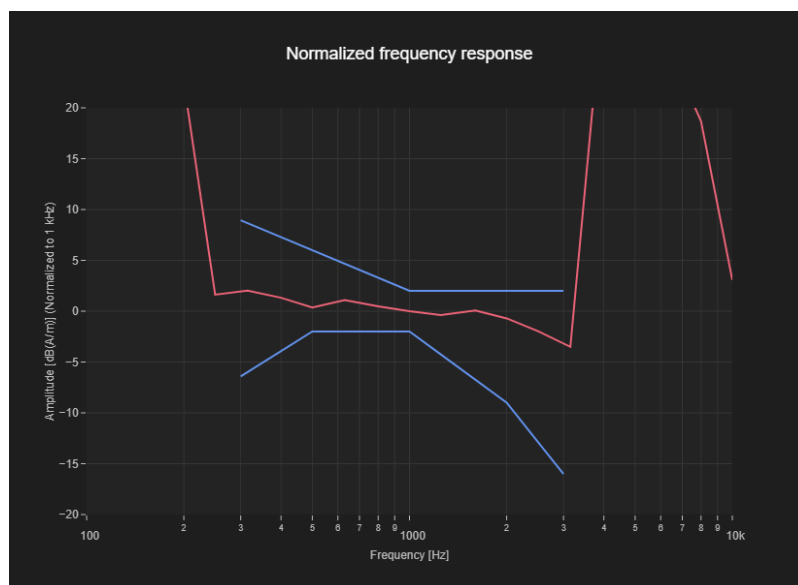
Band Name	Communication Systems Name	Channel	Frequency [MHz]
U-NII-4	IEEE 802.11a/h WiFi 5 GHz (OFDM, 6 Mbps)	173	5865.0

Grid Settings

Extent X [mm]	Extent Y [mm]	Step X [mm]	Step Y [mm]	Distance [mm]
52.0	52.0	4.0	4.0	10.0

Results

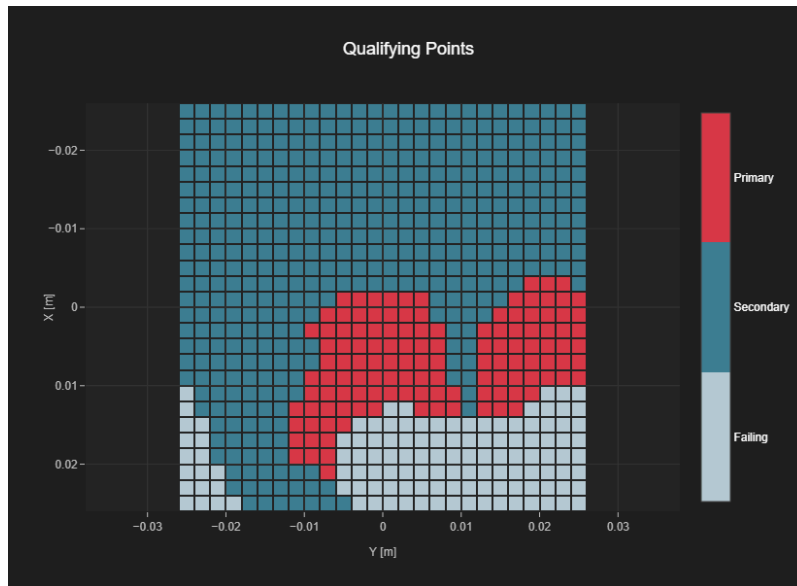
Audio File	Measurement Duration [s]	Margin Upper Bound [dB]	Margin Lower Bound [dB]
48k_voice_300-3000_2s.wav	2.0	1.93	2.0



Plot No.34 T-Coil Coupling Mode Test Report

Results

Primary Group Contiguous Point Count	Secondary Group Point Count	Secondary Group Max Longitudinal	Secondary Group Max Transverse
126	555	26	26



Plot No.35 T-Coil Signal Test Report

Measurement performed on February 02, 2025

Device Under Test

Dimensions [mm]	Speaker Position [mm]
160.0 x 76.0 x 9.0	159.0

Hardware Setup

Probe Name	Probe Calibration Date	DAE Name	DAE Calibration Date
AM1DV3 - 3130	August 15, 2024	DAE4 Sn376	September 16, 2024

Communication Systems

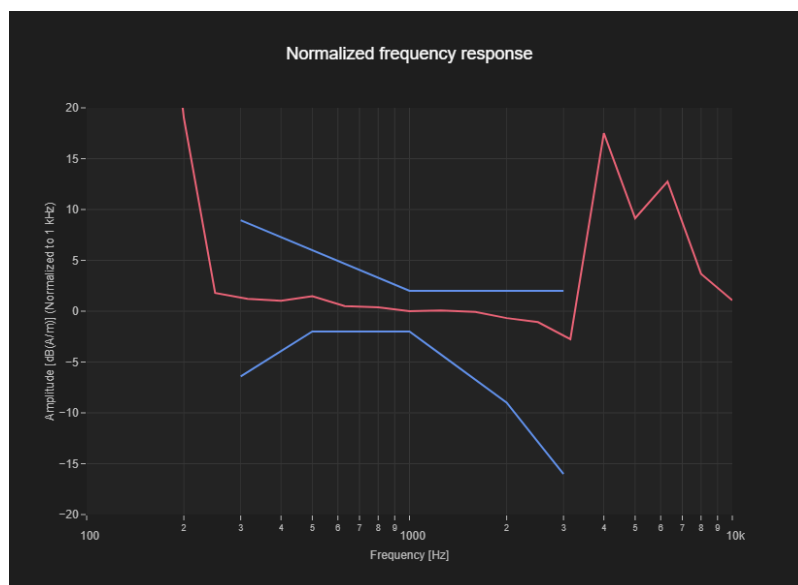
Band Name	Communication Systems Name	Channel	Frequency [MHz]
U-NII-5	IEEE 802.11ax (20MHz, MCS0, 99pc duty cycle)	1	5955.0

Grid Settings

Extent X [mm]	Extent Y [mm]	Step X [mm]	Step Y [mm]	Distance [mm]
52.0	52.0	4.0	4.0	10.0

Results

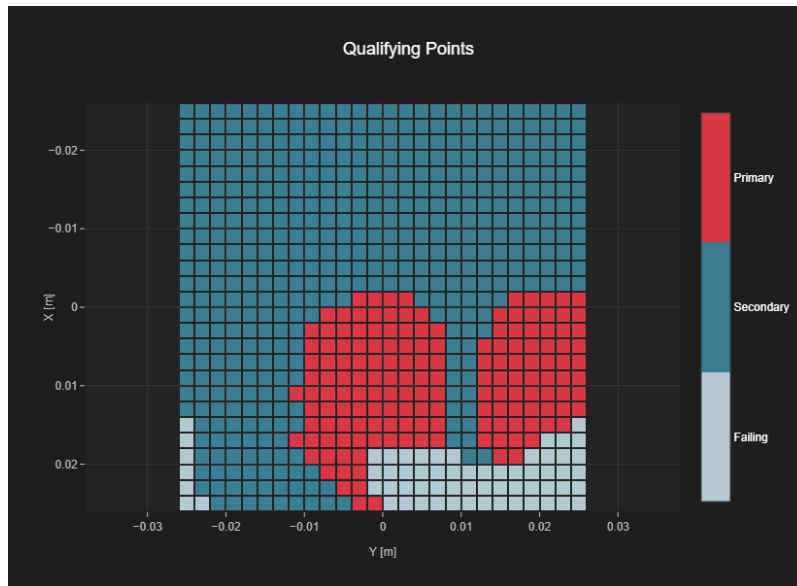
Audio File	Measurement Duration [s]	Margin Upper Bound [dB]	Margin Lower Bound [dB]
48k_voice_300-3000_2s.wav	2.0	1.93	2.0



Plot No.35 T-Coil Coupling Mode Test Report

Results

Primary Group Contiguous Point Count	Secondary Group Point Count	Secondary Group Max Longitudinal	Secondary Group Max Transverse
160	614	26	26



Plot No.36 T-Coil Signal Test Report

Measurement performed on February 14, 2025

Device Under Test

Dimensions [mm]	Speaker Position [mm]
160.0 x 76.0 x 9.0	159.0

Hardware Setup

Probe Name	Probe Calibration Date	DAE Name	DAE Calibration Date
AM1DV3 - 3130	August 15, 2024	DAE4 Sn376	September 16, 2024

Communication Systems

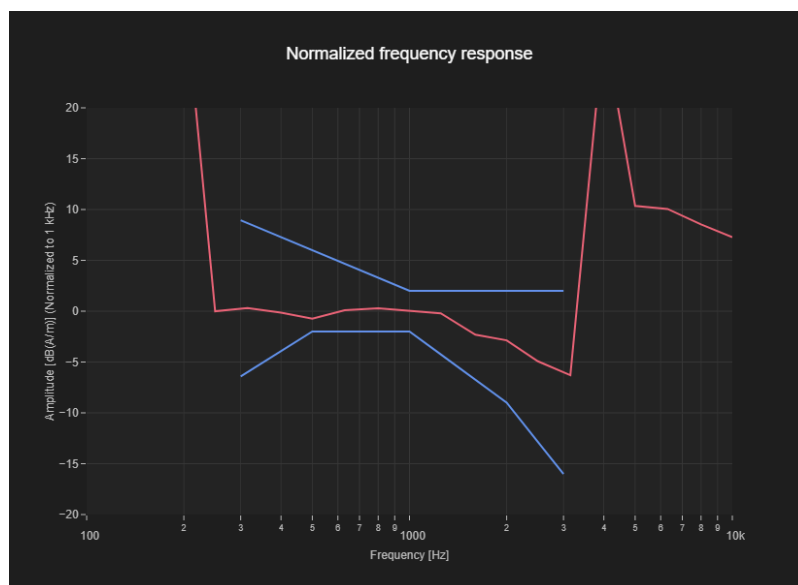
Band Name	Communication Systems Name	Channel	Frequency [MHz]
GSM 850	EDGE-FDD (TDMA, 8PSK, TN 0-1)	189	836.4

Grid Settings

Extent X [mm]	Extent Y [mm]	Step X [mm]	Step Y [mm]	Distance [mm]
52.0	52.0	4.0	4.0	10.0

Results

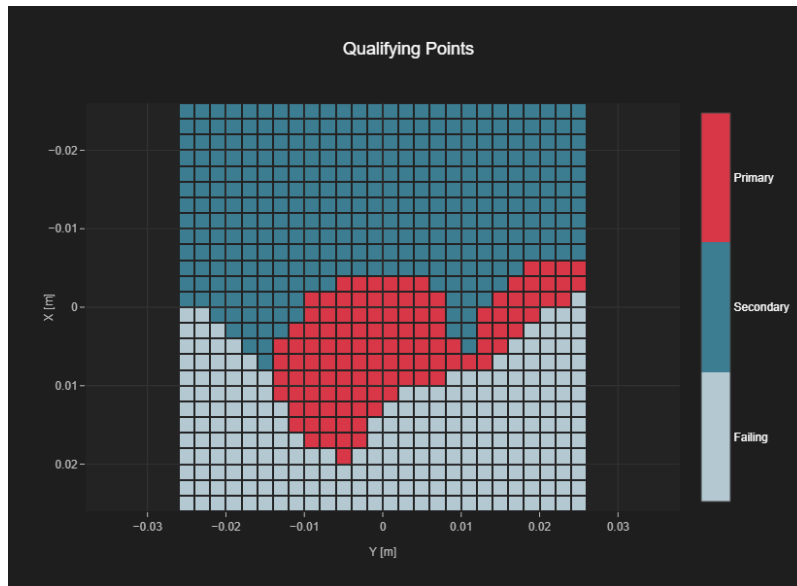
Audio File	Measurement Duration [s]	Margin Upper Bound [dB]	Margin Lower Bound [dB]
48k_voice_300-3000_2s.wav	2.0	2.0	1.27



Plot No.36 T-Coil Coupling Mode Test Report

Results

Primary Group Contiguous Point Count	Secondary Group Point Count	Secondary Group Max Longitudinal	Secondary Group Max Transverse
118	444	23	26



Plot No.37 T-Coil Signal Test Report

Measurement performed on March 03, 2025

Device Under Test

Dimensions [mm]	Speaker Position [mm]
160.0 x 76.0 x 9.0	159.0

Hardware Setup

Probe Name	Probe Calibration Date	DAE Name	DAE Calibration Date
AM1DV3 - 3130	August 15, 2024	DAE4 Sn376	September 16, 2024

Communication Systems

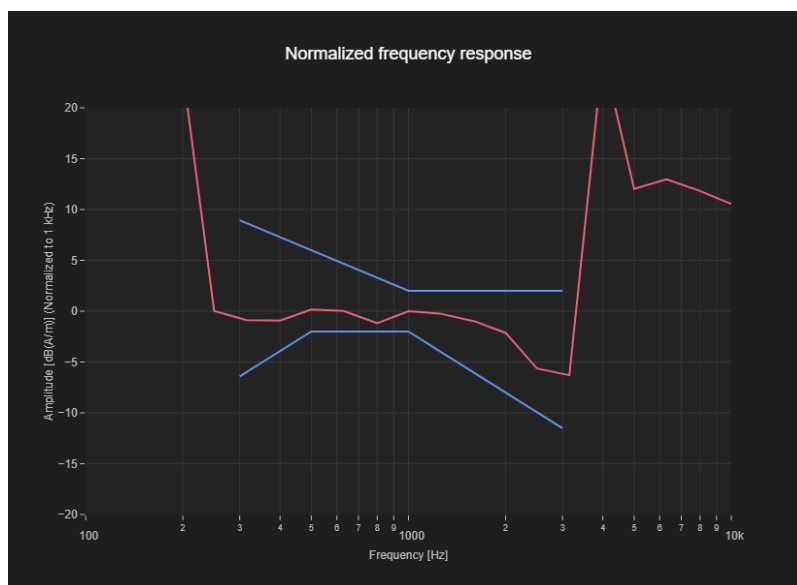
Band Name	Communication Systems Name	Channel	Frequency [MHz]
PCS 1900	EDGE-FDD (TDMA, 8PSK, TN 0-1)	661	1880.0

Grid Settings

Extent X [mm]	Extent Y [mm]	Step X [mm]	Step Y [mm]	Distance [mm]
52.0	52.0	4.0	4.0	10.0

Results

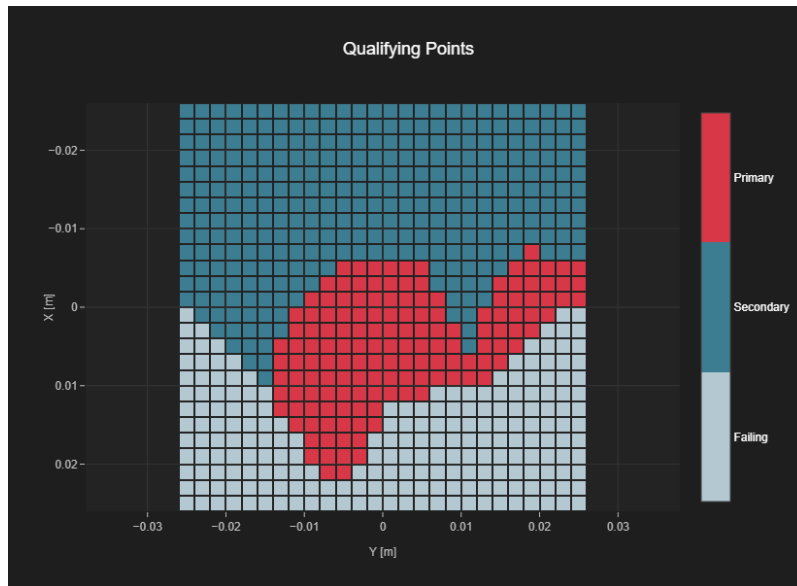
Audio File	Measurement Duration [s]	Margin Upper Bound [dB]	Margin Lower Bound [dB]
48k_voice_300-3000_2s.wav	2.0	2.0	0.82



Plot No.37 T-Coil Coupling Mode Test Report

Results

Primary Group Contiguous Point Count	Secondary Group Point Count	Secondary Group Max Longitudinal	Secondary Group Max Transverse
147	466	24	26



Plot No.38 T-Coil Signal Test Report

Measurement performed on February 14, 2025

Device Under Test

Dimensions [mm]	Speaker Position [mm]
160.0 x 76.0 x 9.0	159.0

Hardware Setup

Probe Name	Probe Calibration Date	DAE Name	DAE Calibration Date
AM1DV3 - 3130	August 15, 2024	DAE4 Sn376	September 16, 2024

Communication Systems

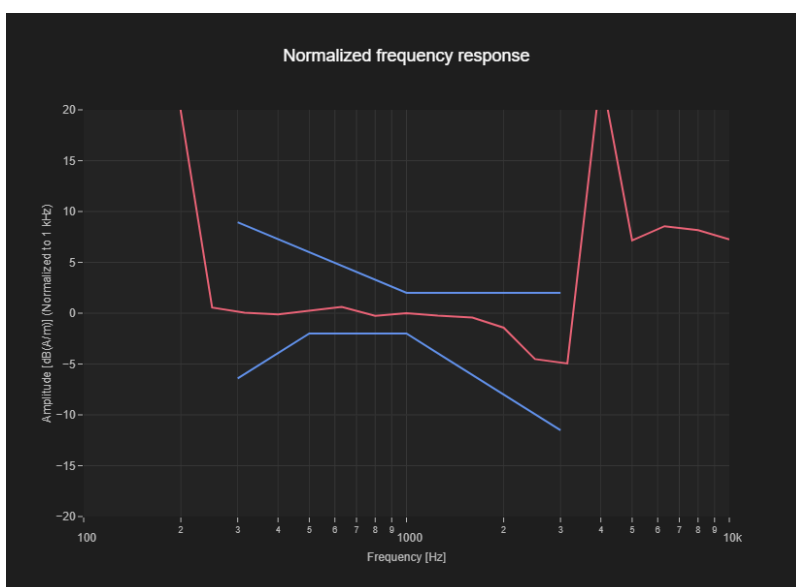
Band Name	Communication Systems Name	Channel	Frequency [MHz]
Band 2	UMTS-FDD (HSPA+)	9400	1880.0

Grid Settings

Extent X [mm]	Extent Y [mm]	Step X [mm]	Step Y [mm]	Distance [mm]
52.0	52.0	4.0	4.0	10.0

Results

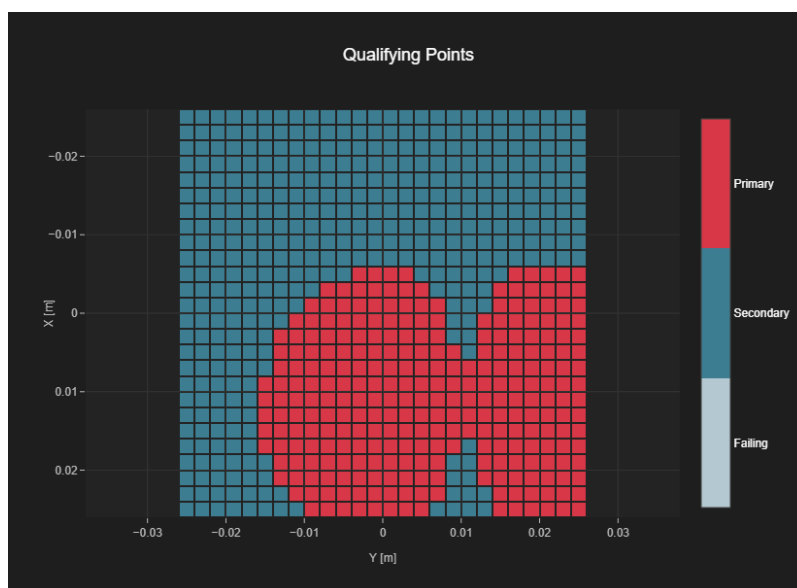
Audio File	Measurement Duration [s]	Margin Upper Bound [dB]	Margin Lower Bound [dB]
48k_voice_300-3000_2s.wav	2.0	2.0	1.74



Plot No.38 T-Coil Coupling Mode Test Report

Results

Primary Group Contiguous Point Count	Secondary Group Point Count	Secondary Group Max Longitudinal	Secondary Group Max Transverse
281	676	26	26



Plot No.39 T-Coil Signal Test Report

Measurement performed on February 14, 2025

Device Under Test

Dimensions [mm]	Speaker Position [mm]
160.0 x 76.0 x 9.0	159.0

Hardware Setup

Probe Name	Probe Calibration Date	DAE Name	DAE Calibration Date
AM1DV3 - 3130	August 15, 2024	DAE4 Sn376	September 16, 2024

Communication Systems

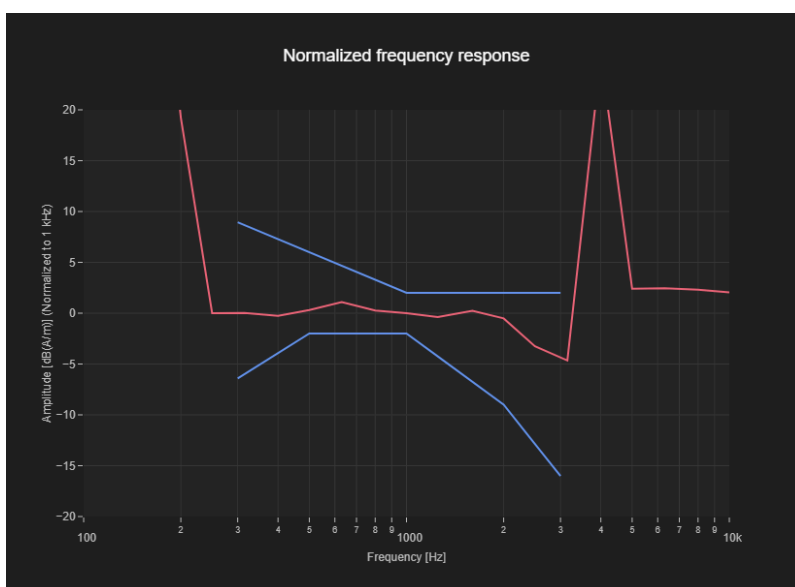
Band Name	Communication Systems Name	Channel	Frequency [MHz]
Band 4	UMTS-FDD (HSPA+)	1413	1732.6

Grid Settings

Extent X [mm]	Extent Y [mm]	Step X [mm]	Step Y [mm]	Distance [mm]
52.0	52.0	4.0	4.0	10.0

Results

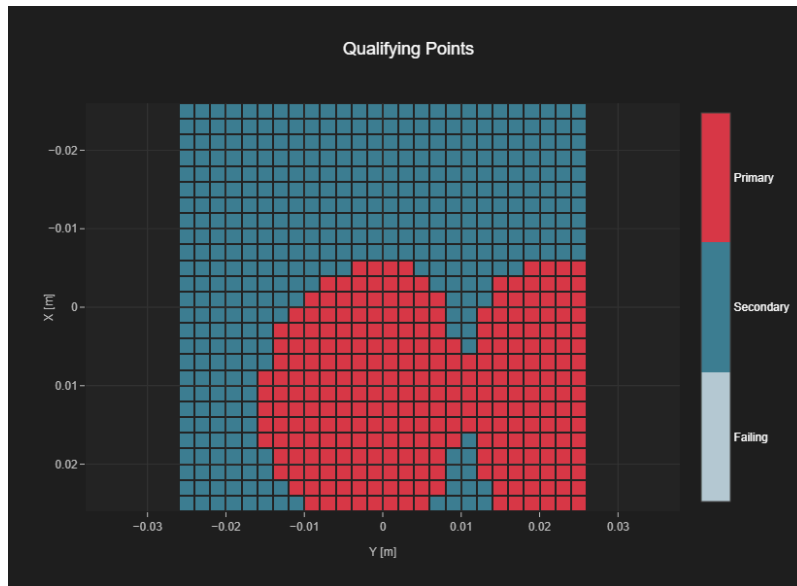
Audio File	Measurement Duration [s]	Margin Upper Bound [dB]	Margin Lower Bound [dB]
48k_voice_300-3000_2s.wav	2.0	1.76	2.0



Plot No.39 T-Coil Coupling Mode Test Report

Results

Primary Group Contiguous Point Count	Secondary Group Point Count	Secondary Group Max Longitudinal	Secondary Group Max Transverse
280	676	26	26



Plot No.40 T-Coil Signal Test Report

Measurement performed on February 14, 2025

Device Under Test

Dimensions [mm]	Speaker Position [mm]
160.0 x 76.0 x 9.0	159.0

Hardware Setup

Probe Name	Probe Calibration Date	DAE Name	DAE Calibration Date
AM1DV3 - 3130	August 15, 2024	DAE4 Sn376	September 16, 2024

Communication Systems

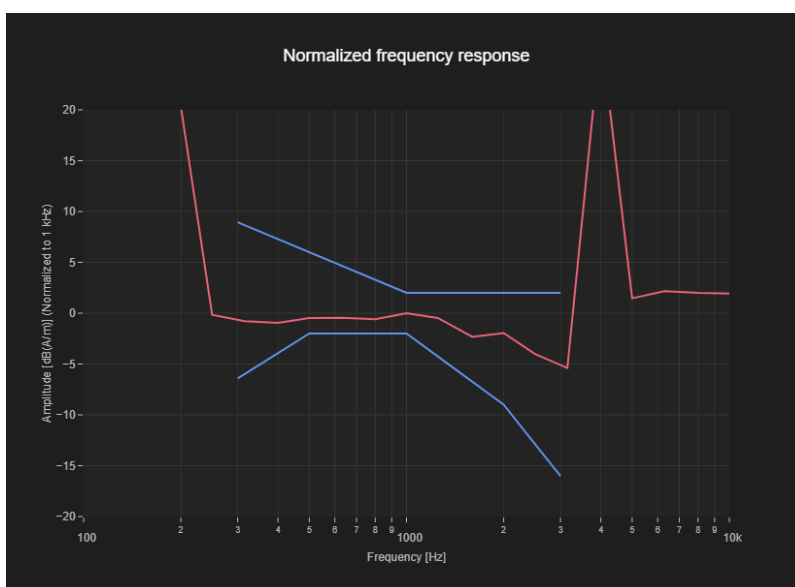
Band Name	Communication Systems Name	Channel	Frequency [MHz]
Band 5	UMTS-FDD (HSPA+)	4182	836.4

Grid Settings

Extent X [mm]	Extent Y [mm]	Step X [mm]	Step Y [mm]	Distance [mm]
52.0	52.0	4.0	4.0	10.0

Results

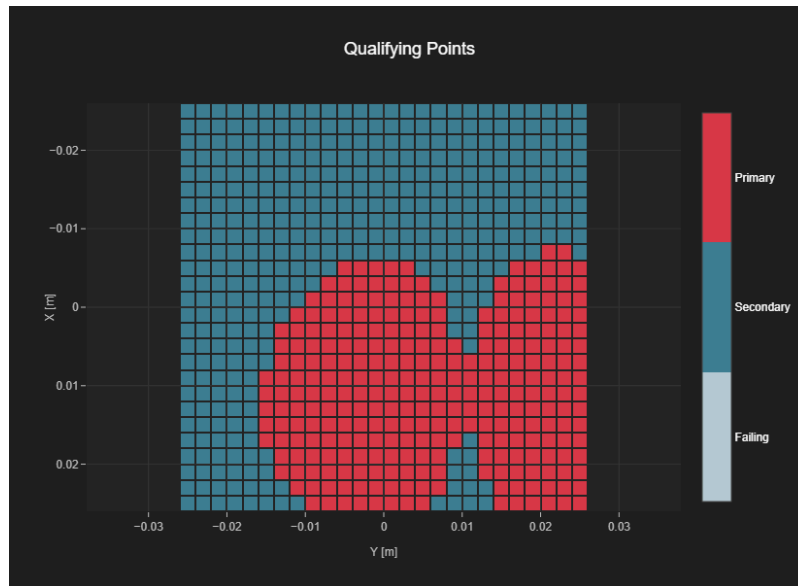
Audio File	Measurement Duration [s]	Margin Upper Bound [dB]	Margin Lower Bound [dB]
48k_voice_300-3000_2s.wav	2.0	2.0	1.4



Plot No.40 T-Coil Coupling Mode Test Report

Results

Primary Group Contiguous Point Count	Secondary Group Point Count	Secondary Group Max Longitudinal	Secondary Group Max Transverse
284	676	26	26



Plot No.41 T-Coil Signal Test Report

Measurement performed on February 26, 2025

Device Under Test

Dimensions [mm]	Speaker Position [mm]
160.0 x 76.0 x 9.0	159.0

Hardware Setup

Probe Name	Probe Calibration Date	DAE Name	DAE Calibration Date
AM1DV3 - 3130	August 15, 2024	DAE4 Sn376	September 16, 2024

Communication Systems

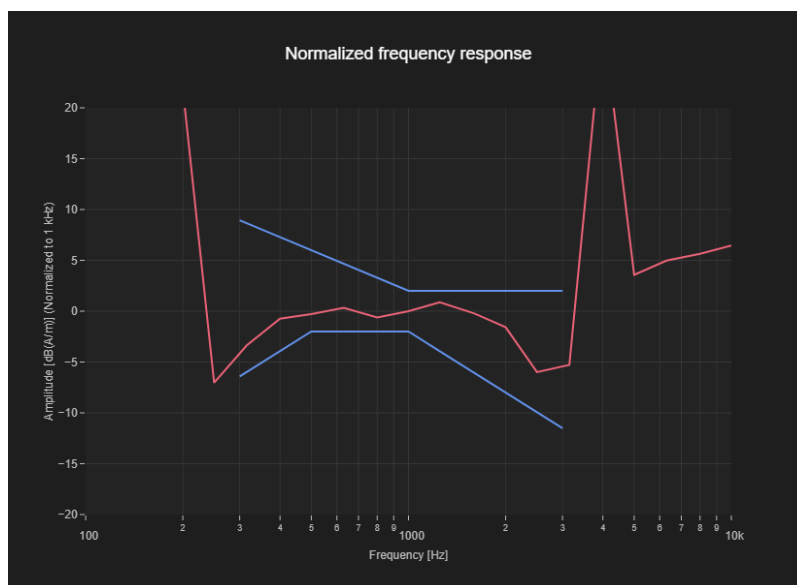
Band Name	Communication Systems Name	Channel	Frequency [MHz]
Band 7	LTE-FDD (SC-FDMA, 1 RB, 20 MHz, QPSK)	21100	2535.0

Grid Settings

Extent X [mm]	Extent Y [mm]	Step X [mm]	Step Y [mm]	Distance [mm]
52.0	52.0	4.0	4.0	10.0

Results

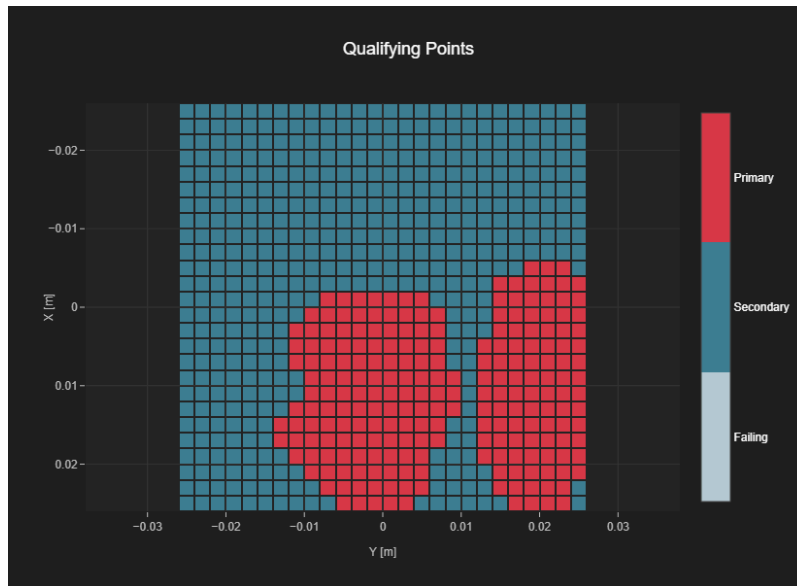
Audio File	Measurement Duration [s]	Margin Upper Bound [dB]	Margin Lower Bound [dB]
48k_voice_300-3000_2s.wav	2.0	1.12	1.38



Plot No.41 T-Coil Coupling Mode Test Report

Results

Primary Group Contiguous Point Count	Secondary Group Point Count	Secondary Group Max Longitudinal	Secondary Group Max Transverse
226	676	26	26



Plot No.42 T-Coil Signal Test Report

Measurement performed on February 14, 2025

Device Under Test

Dimensions [mm]	Speaker Position [mm]
160.0 x 76.0 x 9.0	159.0

Hardware Setup

Probe Name	Probe Calibration Date	DAE Name	DAE Calibration Date
AM1DV3 - 3130	August 15, 2024	DAE4 Sn376	September 16, 2024

Communication Systems

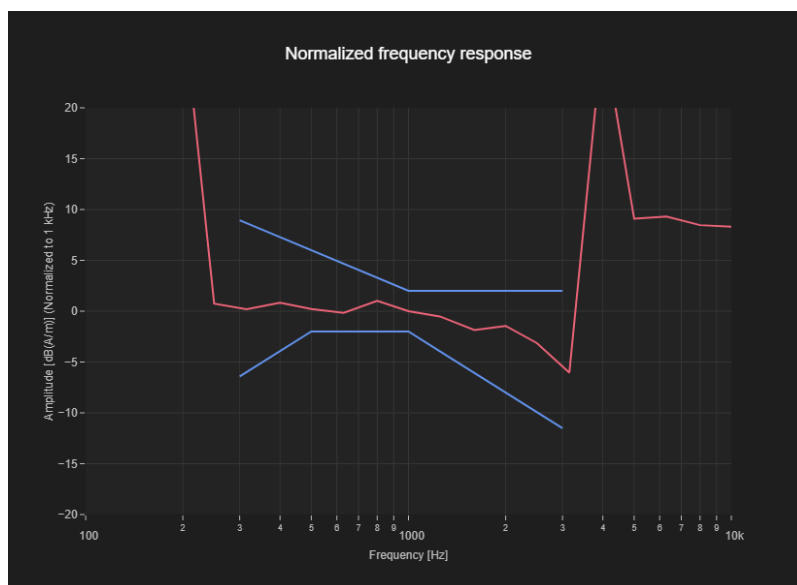
Band Name	Communication Systems Name	Channel	Frequency [MHz]
Band 41	LTE-TDD (SC-FDMA, 1 RB, 20 MHz, QPSK)	40620	2593.0

Grid Settings

Extent X [mm]	Extent Y [mm]	Step X [mm]	Step Y [mm]	Distance [mm]
52.0	52.0	4.0	4.0	10.0

Results

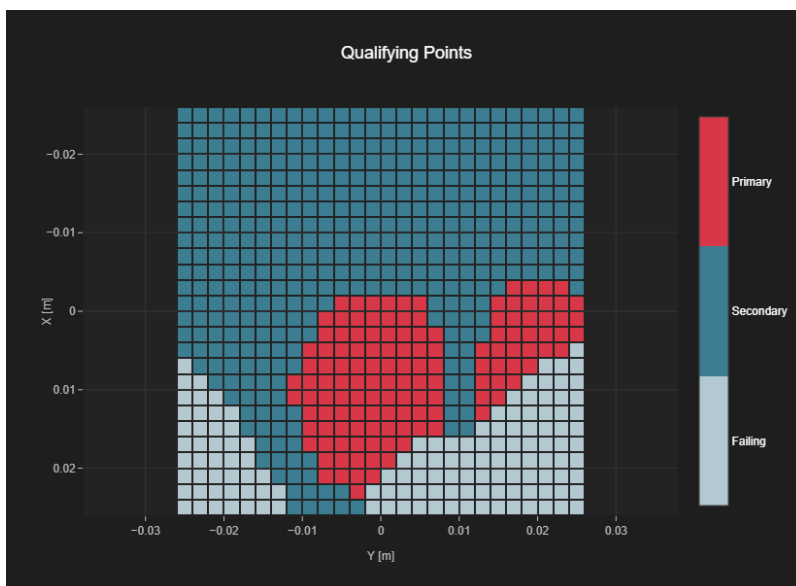
Audio File	Measurement Duration [s]	Margin Upper Bound [dB]	Margin Lower Bound [dB]
48k_voice_300-3000_2s.wav	2.0	2.0	1.84



Plot No.42 T-Coil Coupling Mode Test Report

Results

Primary Group Contiguous Point Count	Secondary Group Point Count	Secondary Group Max Longitudinal	Secondary Group Max Transverse
132	542	26	26



Plot No.43 T-Coil Signal Test Report

Measurement performed on February 14, 2025

Device Under Test

Dimensions [mm]	Speaker Position [mm]
160.0 x 76.0 x 9.0	159.0

Hardware Setup

Probe Name	Probe Calibration Date	DAE Name	DAE Calibration Date
AM1DV3 - 3130	August 15, 2024	DAE4 Sn376	September 16, 2024

Communication Systems

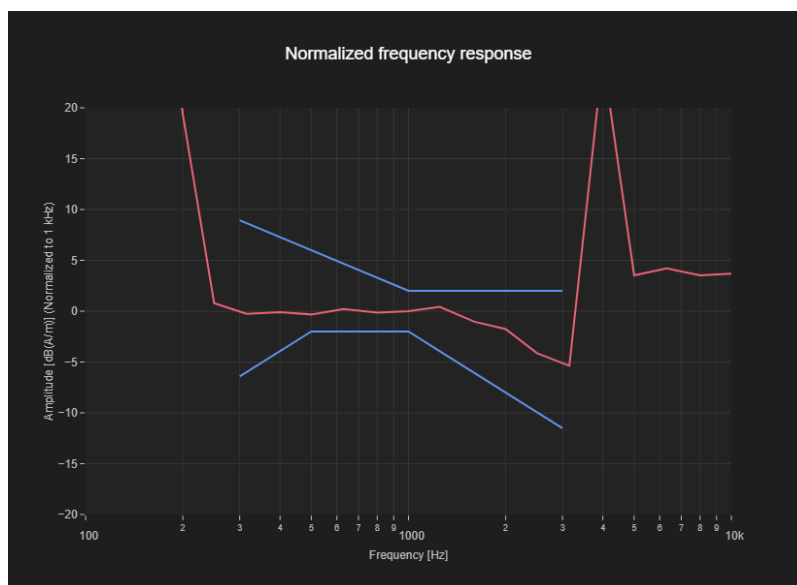
Band Name	Communication Systems Name	Channel	Frequency [MHz]
Band n30	5G NR (DFT-s-OFDM, 1 RB, 10 MHz, BPSK, 15 kHz)	462000	2310.0

Grid Settings

Extent X [mm]	Extent Y [mm]	Step X [mm]	Step Y [mm]	Distance [mm]
52.0	52.0	4.0	4.0	10.0

Results

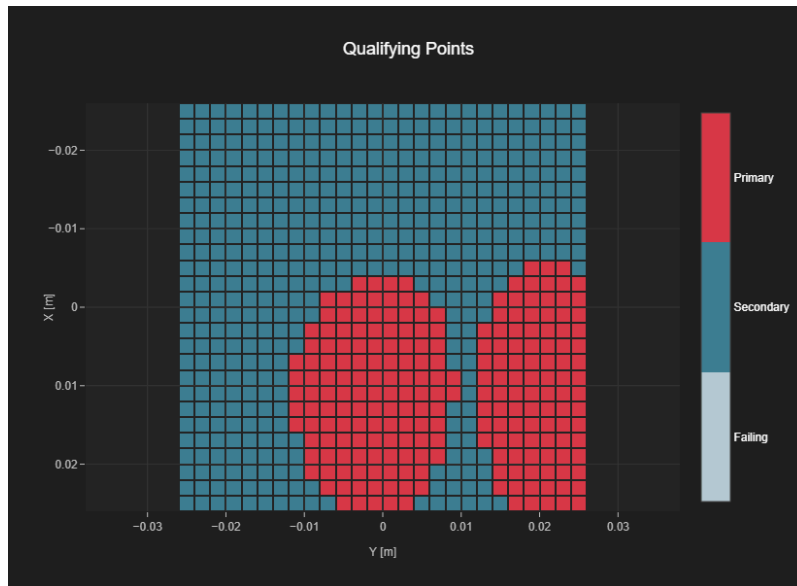
Audio File	Measurement Duration [s]	Margin Upper Bound [dB]	Margin Lower Bound [dB]
48k_voice_300-3000_2s.wav	2.0	1.57	1.68



Plot No.43 T-Coil Coupling Mode Test Report

Results

Primary Group Contiguous Point Count	Secondary Group Point Count	Secondary Group Max Longitudinal	Secondary Group Max Transverse
226	676	26	26



Plot No.44 T-Coil Signal Test Report

Measurement performed on February 14, 2025

Device Under Test

Dimensions [mm]	Speaker Position [mm]
160.0 x 76.0 x 9.0	159.0

Hardware Setup

Probe Name	Probe Calibration Date	DAE Name	DAE Calibration Date
AM1DV3 - 3130	August 15, 2024	DAE4 Sn376	September 16, 2024

Communication Systems

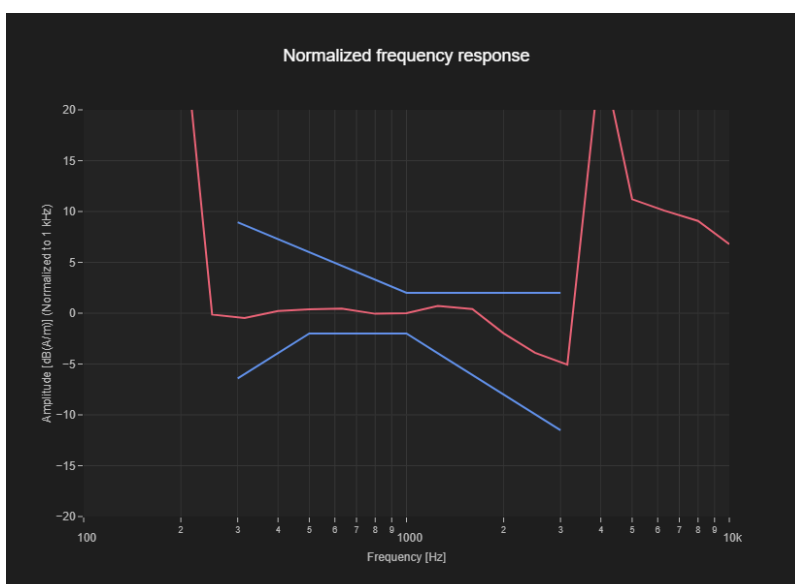
Band Name	Communication Systems Name	Channel	Frequency [MHz]
Band n77	5G NR (DFT-s-OFDM, 1 RB, 100 MHz, BPSK, 30 kHz)	656000	3840.0

Grid Settings

Extent X [mm]	Extent Y [mm]	Step X [mm]	Step Y [mm]	Distance [mm]
52.0	52.0	4.0	4.0	10.0

Results

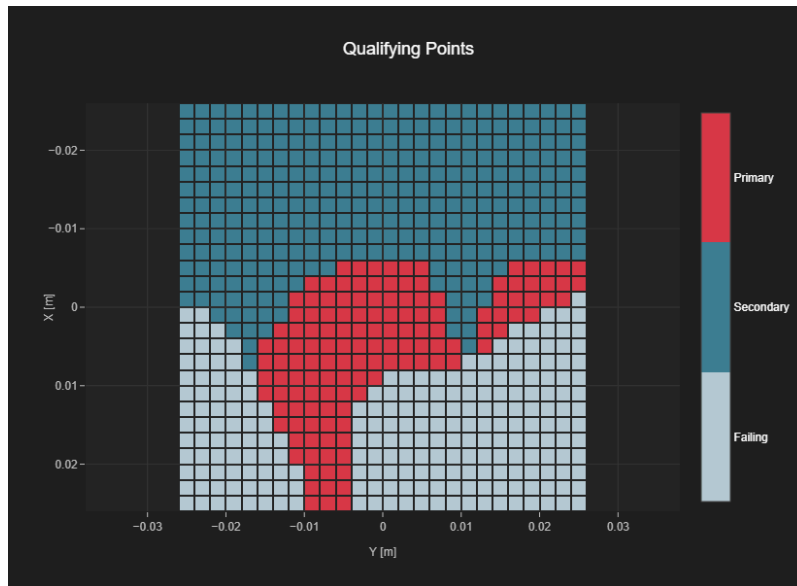
Audio File	Measurement Duration [s]	Margin Upper Bound [dB]	Margin Lower Bound [dB]
48k_voice_300-3000_2s.wav	2.0	1.29	1.94



Plot No.44 T-Coil Coupling Mode Test Report

Results

Primary Group Contiguous Point Count	Secondary Group Point Count	Secondary Group Max Longitudinal	Secondary Group Max Transverse
136	448	26	26



Plot No.45 T-Coil Signal Test Report

Measurement performed on February 25, 2025

Device Under Test

Dimensions [mm]	Speaker Position [mm]
160.0 x 76.0 x 9.0	159.0

Hardware Setup

Probe Name	Probe Calibration Date	DAE Name	DAE Calibration Date
AM1DV3 - 3130	August 15, 2024	DAE4 Sn376	September 16, 2024

Communication Systems

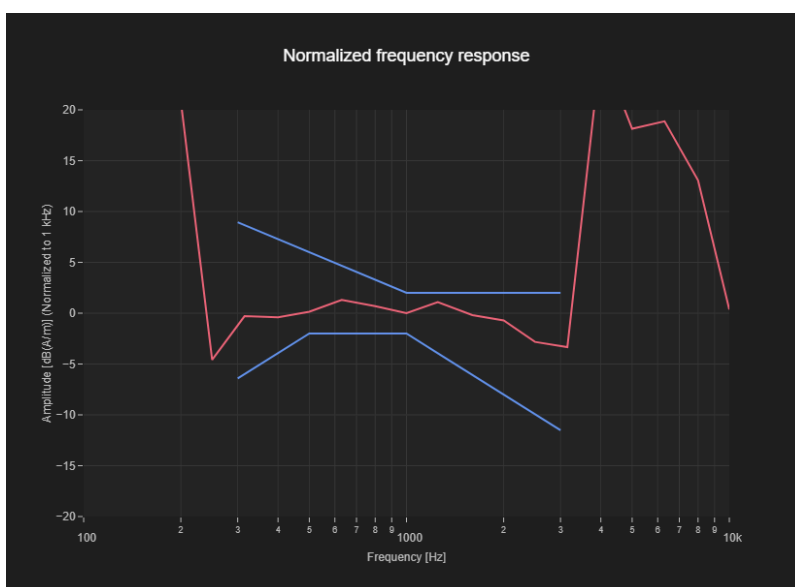
Band Name	Communication Systems Name	Channel	Frequency [MHz]
WLAN 2.4GHz	IEEE 802.11b WiFi 2.4 GHz (DSSS, 1 Mbps)	6	2437.0

Grid Settings

Extent X [mm]	Extent Y [mm]	Step X [mm]	Step Y [mm]	Distance [mm]
52.0	52.0	4.0	4.0	10.0

Results

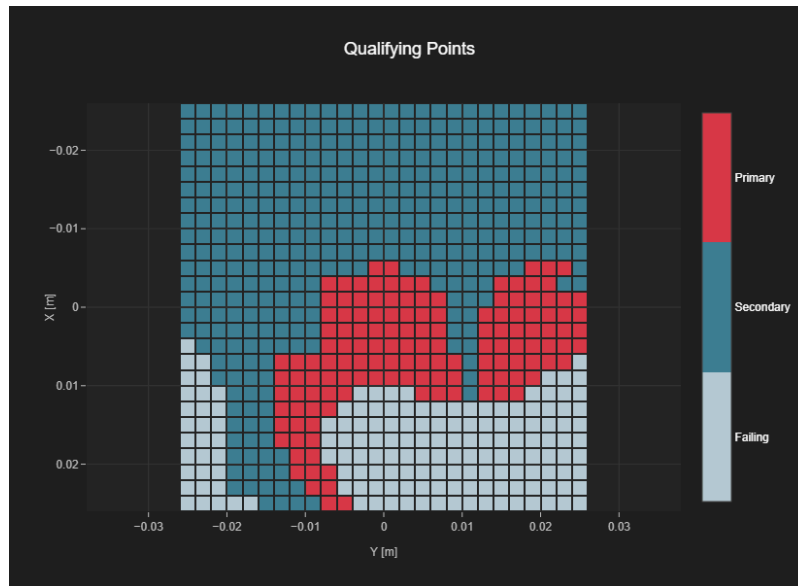
Audio File	Measurement Duration [s]	Margin Upper Bound [dB]	Margin Lower Bound [dB]
48k_voice_300-3000_2s.wav	2.0	0.92	2.0



Plot No.45 T-Coil Coupling Mode Test Report

Results

Primary Group Contiguous Point Count	Secondary Group Point Count	Secondary Group Max Longitudinal	Secondary Group Max Transverse
139	519	26	26



Plot No.46 T-Coil Signal Test Report

Measurement performed on February 26, 2025

Device Under Test

Dimensions [mm]	Speaker Position [mm]
160.0 x 76.0 x 9.0	159.0

Hardware Setup

Probe Name	Probe Calibration Date	DAE Name	DAE Calibration Date
AM1DV3 - 3130	August 15, 2024	DAE4 Sn376	September 16, 2024

Communication Systems

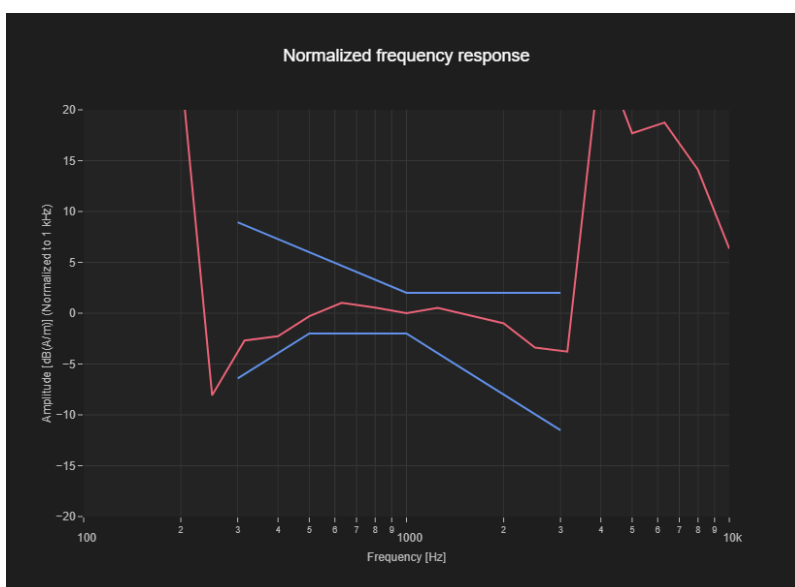
Band Name	Communication Systems Name	Channel	Frequency [MHz]
WLAN 5GHz	IEEE 802.11a/h WiFi 5 GHz (OFDM, 6 Mbps)	60	5300.0

Grid Settings

Extent X [mm]	Extent Y [mm]	Step X [mm]	Step Y [mm]	Distance [mm]
52.0	52.0	4.0	4.0	10.0

Results

Audio File	Measurement Duration [s]	Margin Upper Bound [dB]	Margin Lower Bound [dB]
48k_voice_300-3000_2s.wav	2.0	1.47	1.66



Plot No.46 T-Coil Coupling Mode Test Report

Results

Primary Group Contiguous Point Count	Secondary Group Point Count	Secondary Group Max Longitudinal	Secondary Group Max Transverse
106	464	26	26

