

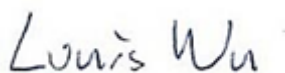


FCC RADIO TEST REPORT

FCC ID : A4RG1KAW
Equipment : Wireless Device
Model Name : G1KAW
Applicant : Google LLC
1600 Amphitheatre Parkway,
Mountain View, CA, 94043 USA
Standard : FCC Part 15 Subpart C §15.247

The product was received on Feb. 18, 2025 and testing was performed from Mar. 05. 2025 to Mar. 28. 2025. We, Sporton International Inc. Wensan Laboratory, would like to declare that the tested sample has been evaluated in accordance with the test procedures and has been in compliance with the applicable technical standards.

The test results in this report apply exclusively to the tested model / sample. Without written approval from Sporton International Inc. Wensan Laboratory, the test report shall not be reproduced except in full.



Approved by: Louis Wu

Sporton International Inc. Wensan Laboratory

No.58, Aly. 75, Ln. 564, Wenhua 3rd, Rd., Guishan Dist., Taoyuan City 333010, Taiwan (R.O.C.)



Table of Contents

History of this test report.....	3
Summary of Test Result.....	4
1 General Description.....	5
1.1 Product Feature of Equipment Under Test.....	5
1.2 Modification of EUT	5
1.3 Testing Location	5
1.4 Applicable Standards.....	6
2 Test Configuration of Equipment Under Test	7
2.1 Carrier Frequency Channel	7
2.2 Test Mode.....	8
2.3 Connection Diagram of Test System.....	9
2.4 Support Unit used in test configuration and system	10
2.5 EUT Operation Test Setup	10
2.6 Measurement Results Explanation Example.....	10
3 Test Result.....	11
3.1 Number of Channel Measurement	11
3.2 Hopping Channel Separation Measurement	12
3.3 Dwell Time Measurement.....	13
3.4 20dB and 99% Bandwidth Measurement	14
3.5 Output Power Measurement.....	15
3.6 Conducted Band Edges Measurement.....	16
3.7 Conducted Spurious Emission Measurement	17
3.8 Radiated Band Edges and Spurious Emission Measurement	18
3.9 AC Conducted Emission Measurement.....	22
3.10 Antenna Requirements.....	24
4 List of Measuring Equipment	25
5 Measurement Uncertainty	27
Appendix A. Conducted Test Results	
Appendix B. AC Conducted Emission Test Result	
Appendix C. Radiated Spurious Emission Test Data	
Appendix D. Duty Cycle Plots	
Appendix E. Setup Photographs	



History of this test report

Report No.	Version	Description	Issue Date
FR4D1914G	01	Initial issue of report	Apr. 09, 2025
FR4D1914G	02	Revise section 3.8.3 This report is an updated version, replacing the report issued on Apr. 09, 2025.	Apr. 15, 2025

Summary of Test Result

Report Clause	Ref Std. Clause	Test Items	Result (PASS/FAIL)	Remark
3.1	15.247(a)(1)	Number of Channels	Pass	-
3.2	15.247(a)(1)	Hopping Channel Separation	Pass	-
3.3	15.247(a)(1)	Dwell Time of Each Channel	Pass	-
3.4	15.247(a)(1)	20dB Bandwidth	Pass	-
3.4	2.1049	99% Occupied Bandwidth	Pass	-
3.5	15.247(b)(1) 15.247(b)(4)	Peak Output Power	Pass	-
3.6	15.247(d)	Conducted Band Edges	Pass	-
3.7	15.247(d)	Conducted Spurious Emission	Pass	-
3.8	15.247(d)	Radiated Band Edges and Radiated Spurious Emission	Pass	-
3.9	15.207	AC Conducted Emission	Pass	-
3.10	15.203	Antenna Requirement	Pass	-

Conformity Assessment Condition:

1. The test results (PASS/FAIL) with all measurement uncertainty excluded are presented against the regulation limits or in accordance with the requirements stipulated by the applicant/manufacture who shall bear all the risks of non-compliance that may potentially occur if measurement uncertainty is taken into account.
2. The measurement uncertainty please refer to each test result in the section "Measurement Uncertainty".

Disclaimer:

The product specifications of the EUT presented in the test report that may affect the test assessments are declared by the manufacturer who shall take full responsibility for the authenticity.

Reviewed by: Yun Huang
Report Producer: Dara Chiu

1 General Description

1.1 Product Feature of Equipment Under Test

Product Feature
General Specs LTE/NTN, Bluetooth, BLE, BLE ASK, BLE GFSK, Wi-Fi 2.4GHz 802.11b/g/n/ac/ax, Wi-Fi 5GHz 802.11a/n/ac/ax, NFC, UWB, 60GHz, and GNSS.
Antenna Type Bluetooth: PIFA Antenna

EUT Information List	
S/N	Performed Test Item
51161WRBNL320R	RF Conducted Measurement
51161WRBNL31SK	Radiated Spurious Emission
51161WRBNL31TB	Conducted Emission

Antenna information		
2400 MHz ~ 2483.5 MHz	Peak Gain (dBi)	-5.4

Remark: The EUT's information above is declared by manufacturer. Please refer to Disclaimer in report summary.

1.2 Modification of EUT

No modifications made to the EUT during the testing.

1.3 Testing Location

Test Site	Sporton International Inc. Wensan Laboratory
Test Site Location	No.58, Aly. 75, Ln. 564, Wenhua 3rd, Rd., Guishan Dist., Taoyuan City 333010, Taiwan (R.O.C.) TEL: +886-3-327-0868 FAX: +886-3-327-0855
Test Site No.	Sporton Site No. TH05-HY, CO07-HY, 03CH11-HY

Note: The test site complies with ANSI C63.4 2014 requirement.

FCC designation No.: TW3786



1.4 Applicable Standards

According to the specifications declared by the manufacturer, the EUT must comply with the requirements of the following standards:

- ♦ FCC Part 15 Subpart C §15.247
- ♦ FCC KDB Publication No. 558074 D01 15.247 Meas Guidance v05r02
- ♦ FCC KDB 414788 D01 Radiated Test Site v01r01
- ♦ ANSI C63.10-2013

Remark:

1. All the test items were validated and recorded in accordance with the standards without any modification during the testing.
2. The TAF code is not including all the FCC KDB listed without accreditation.

2 Test Configuration of Equipment Under Test

2.1 Carrier Frequency Channel

Frequency Band	Channel	Freq. (MHz)	Channel	Freq. (MHz)	Channel	Freq. (MHz)
2404-2478 MHz	2	2404	32	2434	59	2461
	3	2405	33	2435	60	2462
	4	2406	34	2436	61	2463
	5	2407	35	2437	62	2464
	6	2408	36	2438	63	2465
	7	2409	37	2439	64	2466
	8	2410	38	2440	65	2467
	9	2411	39	2441	66	2468
	10	2412	40	2442	67	2469
	11	2413	41	2443	68	2470
	12	2414	42	2444	69	2471
	13	2415	43	2445	70	2472
	14	2416	44	2446	71	2473
	15	2417	45	2447	72	2474
	16	2418	46	2448	73	2475
	17	2419	47	2449	74	2476
	18	2420	48	2450	75	2477
	19	2421	49	2451	76	2478
	20	2422	50	2452	-	-
	21	2423	51	2453	-	-
	22	2424	52	2454	-	-
	26	2428	53	2455	-	-
	27	2429	54	2456	-	-
	28	2430	55	2457	-	-
	29	2431	56	2458	-	-
	30	2432	57	2459	-	-
	31	2433	58	2460	-	-

2.2 Test Mode

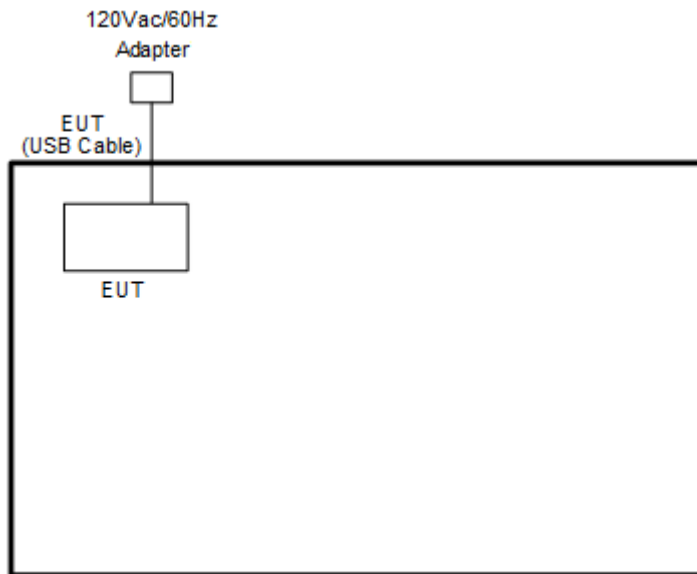
- a. The EUT has been associated with peripherals and configuration operated in a manner tended to maximize its emission characteristics in a typical application. Frequency range investigated: conduction emission (150 kHz to 30 MHz) radiation emission (9 kHz to the 10th harmonic of the highest fundamental frequency or to 40 GHz, whichever is lower). For radiated measurement, the measured emission level of the EUT was maximized by rotating the EUT on a turntable, adjusting the orientation of the EUT and EUT antenna in three orthogonal axis (X: flat, Y: portrait, Z: landscape), and adjusting the measurement antenna orientation, following C63.10 exploratory test procedures and only the worst case emissions were reported in this report.
- b. AC power line Conducted Emission was tested under maximum output power.

The following summary table is showing all test modes to demonstrate in compliance with the standard.

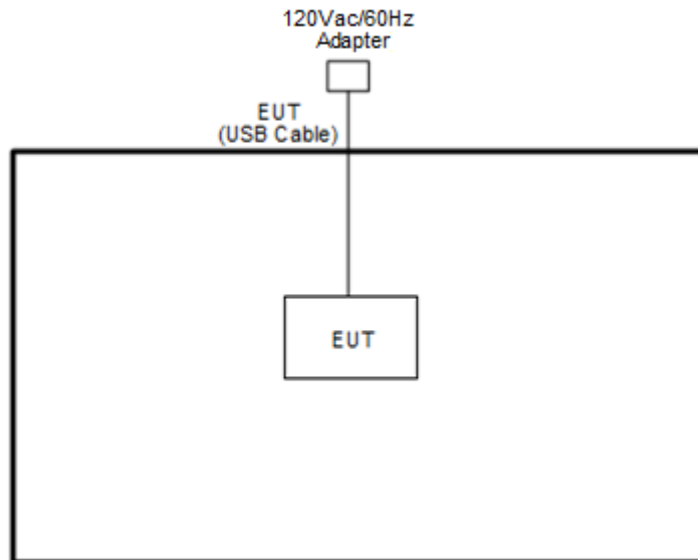
Summary table of Test Cases		
Test Item	Data Rate / Modulation	
Conducted Test Cases	Bluetooth LE 1Mbps ASK	Bluetooth LE 2Mbps ASK
	Mode 1: CH02_2404 MHz	Mode 4: CH02_2404 MHz
	Mode 2: CH38_2440 MHz	Mode 5: CH38_2440 MHz
	Mode 3: CH76_2478 MHz	Mode 6: CH76_2478 MHz
AC Conducted Emission	Mode 1: Bluetooth-LE (CH. 38) ASK Tx + USB Cable (Charging from AC Adapter)	
Remark: 1. For radiation spurious emission, the modulation and the data rate picked for testing are determined by the Max. RF conducted power. 2. The detailed Radiated test modes are shown in Appendix C.		

2.3 Connection Diagram of Test System

<AC Conducted Emission Mode>



<Bluetooth-LE ASK Tx Mode>





2.4 Support Unit used in test configuration and system

Item	Equipment	Brand Name	Model Name	FCC ID	Data Cable	Power Cord
1.	Adapter	N/A	N/A	N/A	N/A	N/A

2.5 EUT Operation Test Setup

The RF test items, utility “adb version 1.0.40” was installed in Notebook which was programmed in order to make the EUT get into the engineering modes to provide channel selection, power level, data rate and the application type and for continuous transmitting signals.

2.6 Measurement Results Explanation Example

For all conducted test items:

The offset level is set in the spectrum analyzer to compensate the RF cable loss and attenuator factor between EUT conducted output port and spectrum analyzer. With the offset compensation, the spectrum analyzer reading level is exactly the EUT RF output level.

Example:

The spectrum analyzer offset is derived from RF cable loss and attenuator factor.

Offset = RF cable loss + attenuator factor.

Following shows an offset computation example with cable loss 4.2 dB and 10 dB attenuator.

$$\begin{aligned}\text{Offset(dB)} &= \text{RF cable loss(dB)} + \text{attenuator factor(dB)} \\ &= 4.2 + 10 = 14.2 \text{ (dB)}\end{aligned}$$

3 Test Result

3.1 Number of Channel Measurement

3.1.1 Limits of Number of Hopping Frequency

Frequency hopping systems in the 2400-2483.5 MHz band shall use at least 15 channels.

3.1.2 Measuring Instruments

Please refer to the measuring equipment list in this test report.

3.1.3 Test Procedure

1. The testing follows ANSI C63.10-2013 clause 7.8.3.
2. The RF output of EUT is connected to the spectrum analyzer by RF cable and attenuator. The path loss is compensated to the results for each measurement.
3. Set the maximum power setting and enable the EUT to transmit continuously.
4. Enable the EUT hopping function.
5. Use the following spectrum analyzer settings: Span = the frequency band of operation;
RBW = 300 kHz; VBW \geq RBW; Sweep = auto; Detector function = peak; Trace = max hold.
6. The number of hopping frequency used is defined as the number of total channel.
7. Record the measurement data derived from spectrum analyzer.

3.1.4 Test Setup



3.1.5 Test Result of Number of Hopping Frequency

Please refer to Appendix A.

3.2 Hopping Channel Separation Measurement

3.2.1 Limit of Hopping Channel Separation

Frequency hopping systems operating in the 2400-2483.5 MHz band may have hopping channel carrier frequencies that are separated by 25 kHz or two-thirds of the 20 dB bandwidth of the hopping channel, whichever is greater.

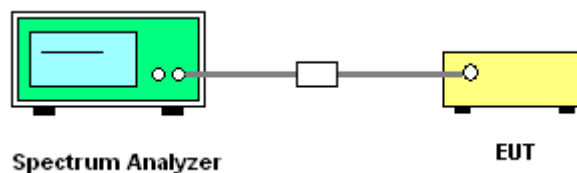
3.2.2 Measuring Instruments

Please refer to the measuring equipment list in this test report.

3.2.3 Test Procedures

1. The testing follows ANSI C63.10-2013 clause 7.8.2.
2. The RF output of EUT is connected to the spectrum analyzer by RF cable and attenuator. The path loss is compensated to the results for each measurement.
3. Set the maximum power setting and enable the EUT to transmit continuously.
4. Enable the EUT hopping function.
5. Use the following spectrum analyzer settings:
Span = wide enough to capture the peaks of two adjacent channels;
RBW = 300 kHz; VBW \geq RBW; Sweep = auto; Detector function = peak; Trace = max hold.
6. Measure and record the results in the test report.

3.2.4 Test Setup



3.2.5 Test Result of Hopping Channel Separation

Please refer to Appendix A.

3.3 Dwell Time Measurement

3.3.1 Limit of Dwell Time

The average time of occupancy on any channel shall not be greater than 0.4 seconds within a period of 0.4 seconds multiplied by the number of hopping channels employed.

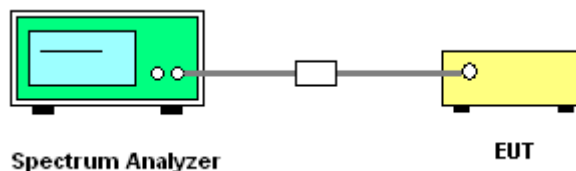
3.3.2 Measuring Instruments

Please refer to the measuring equipment list in this test report.

3.3.3 Test Procedures

1. The testing follows ANSI C63.10-2013 clause 7.8.4.
2. The RF output of EUT is connected to the spectrum analyzer by RF cable and attenuator. The path loss is compensated to the results for each measurement.
3. Set the maximum power setting and enable the EUT to transmit continuously.
4. Enable the EUT hopping function.
5. Use the following spectrum analyzer settings: Span = zero span, centered on a hopping channel; RBW = 1 MHz; VBW \geq RBW; Sweep = as necessary to capture the entire dwell time per hopping channel; Detector function = peak; Trace = max hold.
6. Measure and record the results in the test report.

3.3.4 Test Setup



3.3.5 Test Result of Dwell Time

Please refer to Appendix A.

3.4 20dB and 99% Bandwidth Measurement

3.4.1 Limit of 20dB and 99% Bandwidth

Reporting only

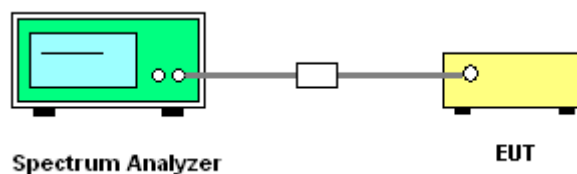
3.4.2 Measuring Instruments

Please refer to the measuring equipment list in this test report.

3.4.3 Test Procedures

1. The testing follows ANSI C63.10-2013 clause 6.9.2 and 6.9.3.
2. The RF output of EUT is connected to the spectrum analyzer by RF cable and attenuator. The path loss is compensated to the results for each measurement.
3. Set the maximum power setting and enable the EUT to transmit continuously.
4. Use the following spectrum analyzer settings for 20 dB Bandwidth measurement.
Span = approximately 2 to 5 times the 20 dB bandwidth, centered on a hopping channel;
RBW \geq 1% of the 20 dB bandwidth; VBW \geq RBW; Sweep = auto; Detector function = peak;
Trace = max hold.
5. Use the following spectrum analyzer settings for 99 % Bandwidth measurement.
Span = approximately 1.5 to 5 times the 99% bandwidth, centered on a hopping channel;
RBW within 1-5% of the 99% bandwidth; VBW \geq 3 * RBW; Sweep = auto; Detector function = peak;
Trace = max hold.
6. Measure and record the results in the test report.

3.4.4 Test Setup



3.4.5 Test Result of 20dB Bandwidth

Please refer to Appendix A.

3.4.6 Test Result of 99% Occupied Bandwidth

Please refer to Appendix A.

3.5 Output Power Measurement

3.5.1 Limit of Output Power

The maximum peak conducted output power of the intentional radiator shall not exceed the following:
For frequency hopping systems operating in the 2400-2483.5 MHz band employing at least 75 non-overlapping hopping channels, and all frequency hopping systems in the 5725-5850 MHz band: 1 watt. For all other frequency hopping systems in the 2400-2483.5 MHz band 0.125 watts.
If directional gain of transmitting antennas is greater than 6 dBi, the power shall be reduced by the same level in dB comparing to gain minus 6 dBi.

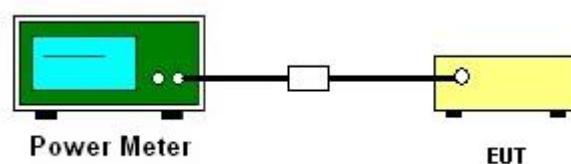
3.5.2 Measuring Instruments

Please refer to the measuring equipment list in this test report.

3.5.3 Test Procedures

1. The testing follows ANSI C63.10-2013 clause 7.8.5.
2. The RF output of EUT is connected to the power meter by RF cable and attenuator. The path loss is compensated to the results for each measurement.
3. Set the maximum power setting and enable the EUT to transmit continuously.
4. Measure the conducted output power with cable loss and record the results in the test report.
5. The average power is compensated with duty factor.
6. Record the results in the test report.

3.5.4 Test Setup



3.5.5 Test Result of Peak Output Power

Please refer to Appendix A.

3.5.6 Test Result of Average Output Power (Reporting Only)

Please refer to Appendix A.

3.6 Conducted Band Edges Measurement

3.6.1 Limit of Band Edges

In any 100 kHz bandwidth outside the intentional radiation frequency band, the radio frequency power shall be at least 20 dB below the highest level of the radiated power. In addition, radiated emissions which fall in the restricted bands must also comply with the radiated emission limits.

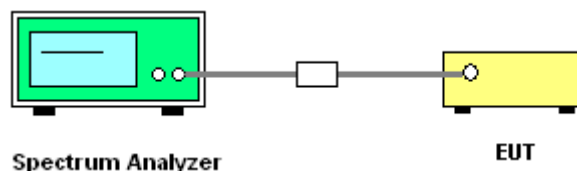
3.6.2 Measuring Instruments

Please refer to the measuring equipment list in this test report.

3.6.3 Test Procedures

1. The testing follows ANSI C63.10-2013 clause 7.8.6.
2. Set the maximum power setting and enable the EUT to transmit continuously.
3. Set RBW = 100 kHz, VBW = 300 kHz. Band edge emissions must be at least 20 dB down from the highest emission level within the authorized band as measured with a 100 kHz RBW. The attenuation shall be 30 dB instead of 20 dB when RMS conducted output power procedure is used.
4. Enable hopping function of the EUT and then repeat step 2 and 3.
5. Measure and record the results in the test report.

3.6.4 Test Setup



3.6.5 Test Result of Conducted Band Edges

Please refer to Appendix A.

3.6.6 Test Result of Conducted Hopping Mode Band Edges

Please refer to Appendix A.

3.7 Conducted Spurious Emission Measurement

3.7.1 Limit of Spurious Emission Measurement

In any 100 kHz bandwidth outside the intentional radiation frequency band, the radio frequency power shall be at least 20 dB below the highest level of the radiated power. In addition, radiated emissions which fall in the restricted bands must also comply with the radiated emission limits.

3.7.2 Measuring Instruments

Please refer to the measuring equipment list in this test report.

3.7.3 Test Procedure

1. The testing follows ANSI C63.10-2013 clause 7.8.8.
2. The RF output of EUT is connected to the spectrum analyzer by RF cable and attenuator. The path loss is compensated to the results for each measurement.
3. Set the maximum power setting and enable the EUT to transmit continuously.
4. Set RBW = 100 kHz, VBW = 300 kHz, scan up through 10th harmonic. All harmonics / spurious must be at least 20 dB down from the highest emission level within the authorized band as measured with a 100 kHz RBW.
5. Measure and record the results in the test report.
6. The RF fundamental frequency should be excluded against the limit line in the operating frequency band.

3.7.4 Test Setup



3.7.5 Test Result of Conducted Spurious Emission

Please refer to Appendix A.

3.8 Radiated Band Edges and Spurious Emission Measurement

3.8.1 Limit of Radiated Band Edges and Spurious Emission

In any 100 kHz bandwidth outside the intentional radiator frequency band, all harmonics / spurious must be at least 20 dB below the highest emission level within the authorized band. In addition, radiated emissions which fall in the restricted bands must also comply with the limits as below.

Frequency (MHz)	Field Strength (microvolts/meter)	Measurement Distance (meters)
0.009 – 0.490	2400/F(kHz)	300
0.490 – 1.705	24000/F(kHz)	30
1.705 – 30.0	30	30
30 – 88	100	3
88 – 216	150	3
216 - 960	200	3
Above 960	500	3

3.8.2 Measuring Instruments

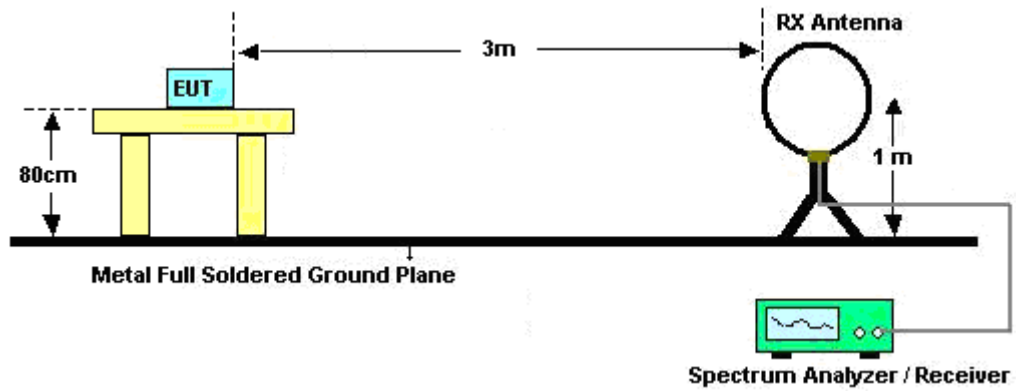
Please refer to the measuring equipment list in this test report.

3.8.3 Test Procedures

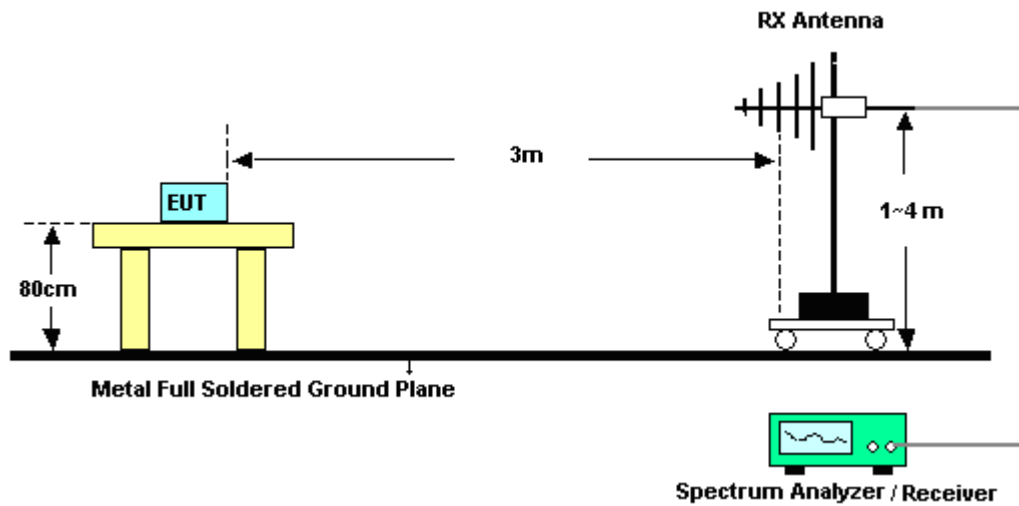
1. The EUT is placed on a turntable with 0.8 meter for frequency below 1 GHz and 1.5 meter for frequency above 1 GHz respectively above ground.
2. The EUT is set 3 meters away from the receiving antenna, which is mounted on the top of a variable height antenna tower.
3. For each suspected emission, the EUT is arranged to its worst case and then tune the Antenna tower (from 1 m to 4 m) and turntable (from 0 degree to 360 degrees) to find the maximum reading. A pre-amp and a high pass filter are used for the test in order to get better signal level to comply with the guidelines.
4. Set the maximum power setting and enable the EUT to transmit continuously.
5. Use the following spectrum analyzer settings:
 - (1) Span shall wide enough to fully capture the emission being measured;
 - (2) Set RBW = 100 kHz for $f < 1$ GHz, RBW = 1 MHz for $f > 1$ GHz ; VBW \geq RBW; Sweep = auto; Detector function = peak; Trace = max hold for peak
 - (3) For average measurement: use duty cycle correction factor method per 15.35(c).
Duty cycle = On time/100 milliseconds
 $\text{On time} = N_1 \cdot L_1 + N_2 \cdot L_2 + \dots + N_{n-1} \cdot L_{n-1} + N_n \cdot L_n$
Where N_1 is number of type 1 pulses, L_1 is length of type 1 pulses, etc.
Average Emission Level = Peak Emission Level + $20 \cdot \log(\text{Duty cycle})$
6. Corrected Reading: Antenna Factor + Cable Loss + Read Level - Preamp Factor = Level
7. Radiated testing below 1 GHz is performed by adjusting the antenna tower from 1 m to 4 m and by rotating the turn table from 0 degree to 360 degrees to find the peak maximum hold reading. When there is no suspected emission found and the emission level is with at least 6 dB margin against QP limit line, the position is marked as “-”.
8. Radiated testing above 1 GHz is performed by adjusting the antenna tower from 1 m to 4 m and by rotating the turn table from 0 degree to 360 degrees to find the peak maximum hold reading for scanning all frequencies. When there is no suspected emission found and the harmonic emission level is with at least 6 dB margin against average limit line, the position is marked as “-”.

3.8.4 Test Setup

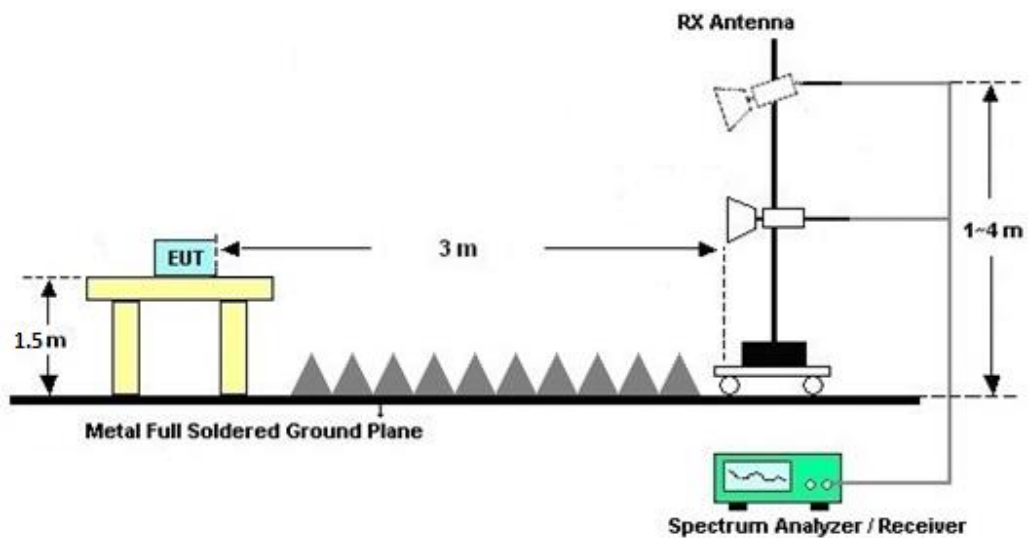
For radiated test below 30MHz



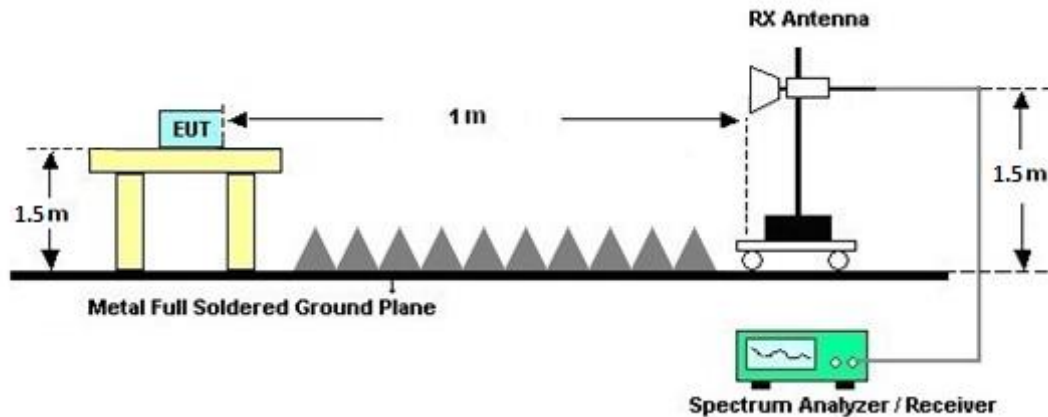
For radiated test from 30MHz to 1GHz



For radiated test from 1GHz to 18GHz



For radiated test above 18GHz



3.8.5 Test Results of Radiated Spurious Emissions (9 kHz ~ 30 MHz)

The low frequency, which starts from 9 kHz to 30 MHz, is pre-scanned and the result which is 20 dB lower than the limit line is not reported.

There is adequate comparison measurement of both open-field test site and alternative test site - semi-Anechoic chamber according to 414788 D01 Radiated Test Site v01r01, and the result comes out very similar.

3.8.6 Test Result of Radiated Spurious at Band Edges

Please refer to Appendix C.

3.8.7 Duty Cycle

Please refer to Appendix D.

3.8.8 Test Result of Radiated Spurious Emission (30MHz ~ 10th Harmonic)

Please refer to Appendix C.

3.9 AC Conducted Emission Measurement

3.9.1 Limit of AC Conducted Emission

For equipment that is designed to be connected to the public utility (AC) power line, the radio frequency voltage that is conducted back onto the AC power line on any frequency or frequencies within the band 150 kHz to 30 MHz shall not exceed the limits in the following table.

Frequency of emission (MHz)	Conducted limit (dB μ V)	
	Quasi-peak	Average
0.15-0.5	66 to 56*	56 to 46*
0.5-5	56	46
5-30	60	50

*Decreases with the logarithm of the frequency.

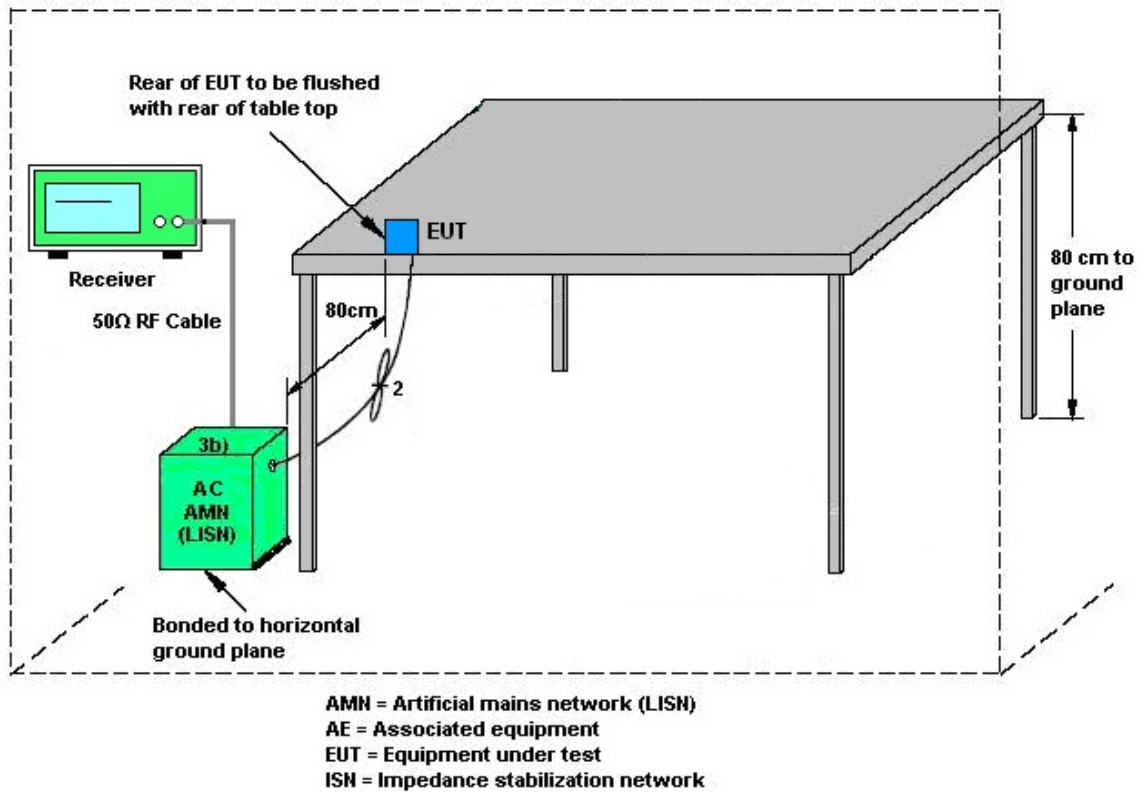
3.9.2 Measuring Instruments

Please refer to the measuring equipment list in this test report.

3.9.3 Test Procedures

1. The EUT is placed 0.4 meter away from the conducting wall of the shielding room, and is kept at least 80 centimeters from any other grounded conducting surface.
2. Connect EUT to the power mains through a line impedance stabilization network (LISN).
3. All the support units are connecting to the other LISN.
4. The LISN provides 50 ohm coupling impedance for the measuring instrument.
5. The FCC states that a 50 ohm, 50 microhenry LISN shall be used.
6. Both Line and Neutral shall be tested in order to find out the maximum conducted emission.
7. The frequency range from 150 kHz to 30 MHz is scanned.
8. Set the test-receiver system to Peak Detect Function and specified bandwidth (IF Bandwidth = 9 kHz) with Maximum Hold Mode. Then measurement is also conducted by Average Detector and Quasi-Peak Detector Function respectively.

3.9.4 Test Setup



3.9.5 Test Result of AC Conducted Emission

Please refer to Appendix B.



3.10 Antenna Requirements

3.10.1 Standard Applicable

An intentional radiator shall be designed to ensure that no antenna other than that furnished by the responsible party shall be used with the device. The use of a permanently attached antenna or of an antenna that uses a unique coupling to the intentional radiator shall be considered sufficient to comply with the provisions of this section. The manufacturer may design the unit so that a broken antenna can be replaced by the user, but the use of a standard antenna jack or electrical connector is prohibited. This requirement does not apply to carrier current devices or to devices operated under the provisions of § 15.211, 15.213, 15.217, 15.219, 15.221, or § 15.236. Further, this requirement does not apply to intentional radiators that must be professionally installed, such as perimeter protection systems and some field disturbance sensors, or to other intentional radiators which, in accordance with § 15.31(d), must be measured at the installation site. However, the installer shall be responsible for ensuring that the proper antenna is employed so that the limits in this part are not exceeded.

3.10.2 Antenna Anti-Replacement Construction

b) Unique (non-standard) antenna connector.

Use of a standard connector is also allowed if the connector is within the transmitter enclosure and can only be accessed by disassembly of the transmitter, where such disassembly is not normally required. The user manual must not show that user has access to the connector.



4 List of Measuring Equipment

Instrument	Brand Name	Model No.	Serial No.	Characteristics	Calibration Date	Test Date	Due Date	Remark
Bilog Antenna	TESEQ	CBL 6111D & 00800N1D01N-06	37059 & 01	30MHz~1GHz	Nov. 27, 2024	Mar. 11, 2025 ~ Mar. 28, 2024	Nov. 26, 2025	Radiation (03CH11-HY)
Loop Antenna	Rohde & Schwarz	HFH2-Z2	100488	9 kHz~30 MHz	Aug. 29, 2024	Mar. 11, 2025 ~ Mar. 28, 2024	Aug. 28, 2025	Radiation (03CH11-HY)
Horn Antenna	SCHWARZBECK	BBHA 9120 D	9120D-01620	1GHz~18GHz	Aug. 28, 2024	Mar. 11, 2025 ~ Mar. 28, 2024	Aug. 27, 2025	Radiation (03CH11-HY)
SHF-EHF Horn Antenna	SCHWARZBECK	BBHA 9170	1224	18GHz~40GHz	Jun. 24, 2024	Mar. 11, 2025 ~ Mar. 28, 2024	Jun. 23, 2025	Radiation (03CH11-HY)
Amplifier	SONOMA	310N	187312	9kHz~1GHz	Dec. 07, 2024	Mar. 11, 2025 ~ Mar. 28, 2024	Dec. 06, 2025	Radiation (03CH11-HY)
Preamplifier	Keysight	83017A	MY53270080	1GHz~26.5GHz	Mar. 25, 2024	Mar. 11, 2025 ~ Mar. 23, 2024	Mar. 24, 2025	Radiation (03CH11-HY)
Preamplifier	Keysight	83017A	MY53270080	1GHz~26.5GHz	Mar. 24, 2025	Mar. 24, 2025 ~ Mar. 28, 2024	Mar. 23, 2026	Radiation (03CH11-HY)
Preamplifier	E-INSTRUMENT TECH LTD.	ERA-100M-18G-56-01-A70	EC1900249	1GHz~18GHz	Jan. 21, 2025	Mar. 11, 2025 ~ Mar. 28, 2024	Jan. 20, 2026	Radiation (03CH11-HY)
Preamplifier	EMEC	EM18G40G	060873	18GHz~40GHz	Sep. 02, 2024	Mar. 11, 2025 ~ Mar. 28, 2024	Sep. 01, 2025	Radiation (03CH11-HY)
Spectrum Analyzer	Keysight	N9010A	MY54200486	10Hz~44GHz	Oct. 14, 2024	Mar. 11, 2025 ~ Mar. 28, 2024	Oct. 13, 2025	Radiation (03CH11-HY)
EMI Test Receiver	Keysight	N9038A(MXE)	MY55420170	20MHz~8.4GHz	Jul. 19, 2024	Mar. 11, 2025 ~ Mar. 28, 2024	Jul. 18, 2025	Radiation (03CH11-HY)
Controller	EMEC	EM 1000	N/A	Control Turn table & Ant Mast	N/A	Mar. 11, 2025 ~ Mar. 28, 2024	N/A	Radiation (03CH11-HY)
Antenna Mast	EMEC	AM-BS-4500-B	N/A	1~4m	N/A	Mar. 11, 2025 ~ Mar. 28, 2024	N/A	Radiation (03CH11-HY)
Turn Table	EMEC	TT 2000	N/A	0~360 Degree	N/A	Mar. 11, 2025 ~ Mar. 28, 2024	N/A	Radiation (03CH11-HY)
Software	Audix	E3 6.2009-8-24	RK-001053	N/A	N/A	Mar. 11, 2025 ~ Mar. 28, 2024	N/A	Radiation (03CH11-HY)
Hygrometer	TECPEL	DTM-303B	TP200880	N/A	Aug. 29, 2024	Mar. 11, 2025 ~ Mar. 28, 2024	Aug. 28, 2025	Radiation (03CH11-HY)
RF Cable	HUBER + SUHNER	SUCOFLEX 102	804013/2	30M~40G	Mar. 05, 2025	Mar. 11, 2025 ~ Mar. 28, 2024	Mar. 04, 2026	Radiation (03CH11-HY)
RF Cable	HUBER + SUHNER	SUCOFLEX 102	MY2859/2	30MHz~40GHz	Mar. 05, 2025	Mar. 11, 2025 ~ Mar. 28, 2024	Mar. 04, 2026	Radiation (03CH11-HY)
RF Cable	HUBER + SUHNER	SUCOFLEX 102	803951/2	9K~30M	Mar. 05, 2025	Mar. 11, 2025 ~ Mar. 28, 2024	Mar. 04, 2026	Radiation (03CH11-HY)
RF Cable	HUBER + SUHNER	SUCOFLEX 102	803951/2	30M~40G	Mar. 05, 2025	Mar. 11, 2025 ~ Mar. 28, 2024	Mar. 04, 2026	Radiation (03CH11-HY)
Filter	Wainwright	WHKX12-2700-3000-18000-60SS	SN3	3GHz High Pass Filter	Sep. 10, 2024	Mar. 11, 2025 ~ Mar. 28, 2024	Sep. 09, 2025	Radiation (03CH11-HY)
Filter	Wainwright	WLK4-1000-1530-8000-40SS	SN11	1.53GHz Low Pass Filter	Sep. 10, 2024	Mar. 11, 2025 ~ Mar. 28, 2024	Sep. 09, 2025	Radiation (03CH11-HY)
Attenuator	HONOVA	5910 SMA-50-005	0028	N/A	Sep. 10, 2024	Mar. 11, 2025 ~ Mar. 28, 2024	Sep. 09, 2025	Radiation (03CH11-HY)



Instrument	Brand Name	Model No.	Serial No.	Characteristics	Calibration Date	Test Date	Due Date	Remark
Hygrometer	TECPEL	DTM-303A	TP201996	N/A	Nov. 01, 2024	Mar. 05. 2025~ Mar. 08. 2025	Oct. 31, 2025	Conducted (TH05-HY)
Power Meter	Agilent	E4416A	GB41292344	N/A	Jun. 26, 2024	Mar. 05. 2025~ Mar. 08. 2025	Jun. 25, 2025	Conducted (TH05-HY)
Power Sensor	Agilent	E9327A	US40441548	50MHz~18GHz	Jun. 25, 2024	Mar. 05. 2025~ Mar. 08. 2025	Jun. 24, 2025	Conducted (TH05-HY)
Signal Analyzer	Rohde & Schwarz	FSV40	101566	10Hz~40GHz	Aug. 23, 2024	Mar. 05. 2025~ Mar. 08. 2025	Aug. 22, 2025	Conducted (TH05-HY)
Switch Control Mainframe	Burgeon	ETF-058	EC1300484 (BOX3)	N/A	May 20, 2024	Mar. 05. 2025~ Mar. 08. 2025	May 19, 2025	Conducted (TH05-HY)
Software	Sporton	BTWIFI_Final_ version_24051 3	N/A	Conducted Other Test Item	N/A	Mar. 05. 2025~ Mar. 08. 2025	N/A	Conducted (TH05-HY)
AC Power Source	ACPOWER	AFC-11003G	F317040033	N/A	N/A	Mar. 31, 2025	N/A	Conduction (CO07-HY)
Software	Rohde & Schwarz	EMC32 V10.30	N/A	N/A	N/A	Mar. 31, 2025	N/A	Conduction (CO07-HY)
Pulse Limiter	SCHWARZBECK	VTSD 9561-F N	9561-F N00373	9kHz-200MHz	Oct. 23, 2024	Mar. 31, 2025	Oct. 22, 2025	Conduction (CO07-HY)
RF Cable	HUBER + SUHNER	RG 214/U	1358175	9kHz~30MHz	Mar. 3, 2025	Mar. 31, 2025	Mar. 2, 2026	Conduction (CO07-HY)
Two-Line V-Network	TESEQ	NNB 51	45051	N/A	Mar. 24, 2025	Mar. 31, 2025	Mar. 23, 2026	Conduction (CO07-HY)
EMI Test Receiver	Rohde & Schwarz	ESR3	102317	9kHz~3.6GHz	Sep. 23, 2024	Mar. 31, 2025	Sep. 22, 2025	Conduction (CO07-HY)

5 Measurement Uncertainty

Uncertainty of Conducted Emission Measurement (150 kHz ~ 30 MHz)

Measuring Uncertainty for a Level of Confidence of 95% ($U = 2Uc(y)$)	3.7 dB
---	--------

Uncertainty of Radiated Emission Measurement (30 MHz ~ 1000 MHz)

Measuring Uncertainty for a Level of Confidence of 95% ($U = 2Uc(y)$)	6.4 dB
---	--------

Uncertainty of Radiated Emission Measurement (1000 MHz ~ 6000 MHz)

Measuring Uncertainty for a Level of Confidence of 95% ($U = 2Uc(y)$)	5.1 dB
---	--------

Uncertainty of Radiated Emission Measurement (6000 MHz ~ 18000 MHz)

Measuring Uncertainty for a Level of Confidence of 95% ($U = 2Uc(y)$)	5.3 dB
---	--------

Uncertainty of Radiated Emission Measurement (18000 MHz ~ 40000 MHz)

Measuring Uncertainty for a Level of Confidence of 95% ($U = 2Uc(y)$)	5.3 dB
---	--------

Appendix A. Test Result of Conducted Test Items

Test Engineer:	Willy Chang	Temperature:	21~25	°C
Test Date:	2025/3/5~2025/3/8	Relative Humidity:	51~54	%

TEST RESULTS DATA**20dB and 99% Occupied Bandwidth and Hopping Channel Separation**

Mod.	Data Rate	N _{TX}	CH.	Freq. (MHz)	20dB BW (MHz)	99% Bandwidth (MHz)	Hopping Channel Separation Measurement (MHz)	Hopping Channel Separation Measurement Limit (MHz)	Pass/Fail
BLE ASK	1Mbps	1	02	2404	0.059	0.203	0.994	0.0392	Pass
	1Mbps	1	38	2440	0.058	0.203	1.003	0.0388	Pass
	1Mbps	1	76	2478	0.058	0.205	0.999	0.0387	Pass
	2Mbps	1	02	2404	0.058	0.233	1.003	0.0389	Pass
	2Mbps	1	38	2440	0.058	0.202	0.999	0.0389	Pass
	2Mbps	1	76	2478	0.058	0.208	1.012	0.0388	Pass

TEST RESULTS DATA**Dwell Time**

Mod.	Hopping Channel Number Rate	Hops Over Occupancy Time (hops)	Package Transfer Time (msec)	Dwell Time (sec)	Limits (sec)	Pass/Fail
BLE ASK	72	1867	0.062	0.116	0.4	Pass

TEST RESULTS DATA**Peak Power Table**

Mod.	CH.	N _{TX}	Peak Power (dBm)	Power Limit (dBm)	Test Result
BLE ASK 1Mbps	02	1	18.81	20.97	Pass
	38	1	19.31	20.97	Pass
	76	1	19.02	20.97	Pass
BLE ASK 2Mbps	02	1	19.39	20.97	Pass
	38	1	19.64	20.97	Pass
	76	1	19.45	20.97	Pass

TEST RESULTS DATA**Average Power Table**
(Reporting Only)

Mod.	CH.	N _{TX}	Average Power (dBm)	Duty Factor (dB)
BLE ASK 1Mbps	02	1	18.58	5.17
	38	1	19.19	5.17
	76	1	18.90	5.17
BLE ASK 2Mbps	02	1	18.96	5.11
	38	1	19.26	5.11
	76	1	19.06	5.11

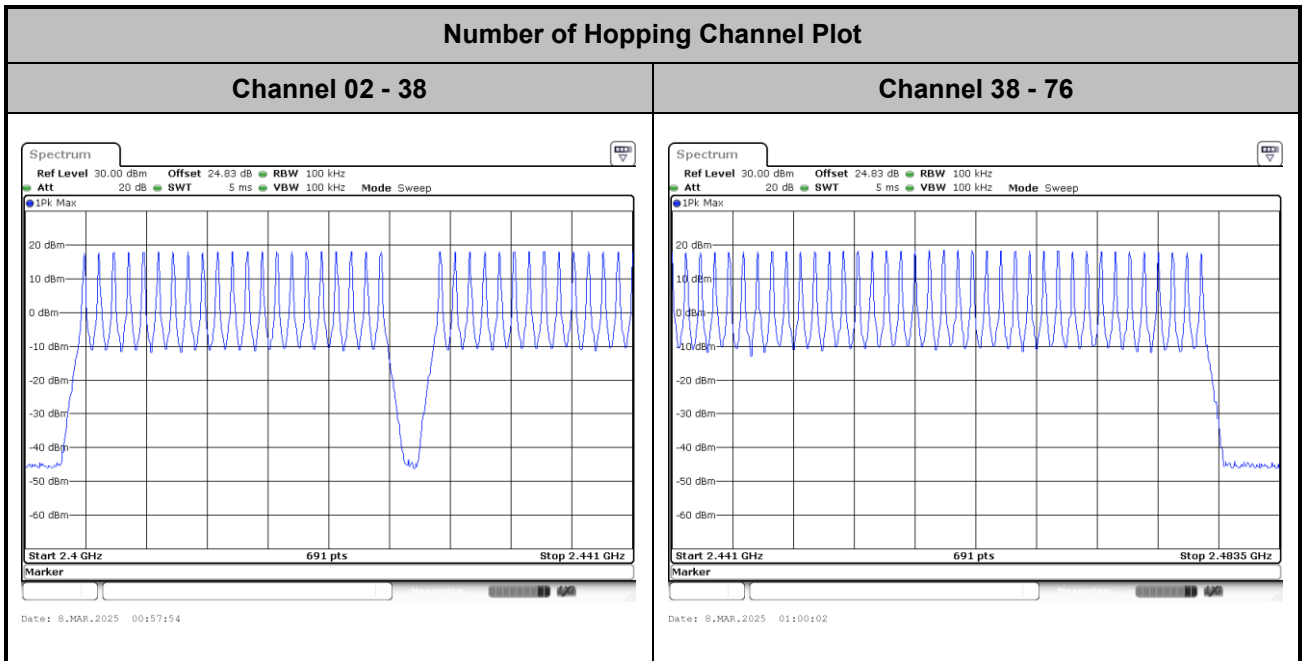
TEST RESULTS DATA**Number of Hopping Frequency**

Number of Hopping (Channel)	Adaptive Frequency Hopping (Channel)	Limits (Channel)	Pass/Fail
72	20	> 15	Pass

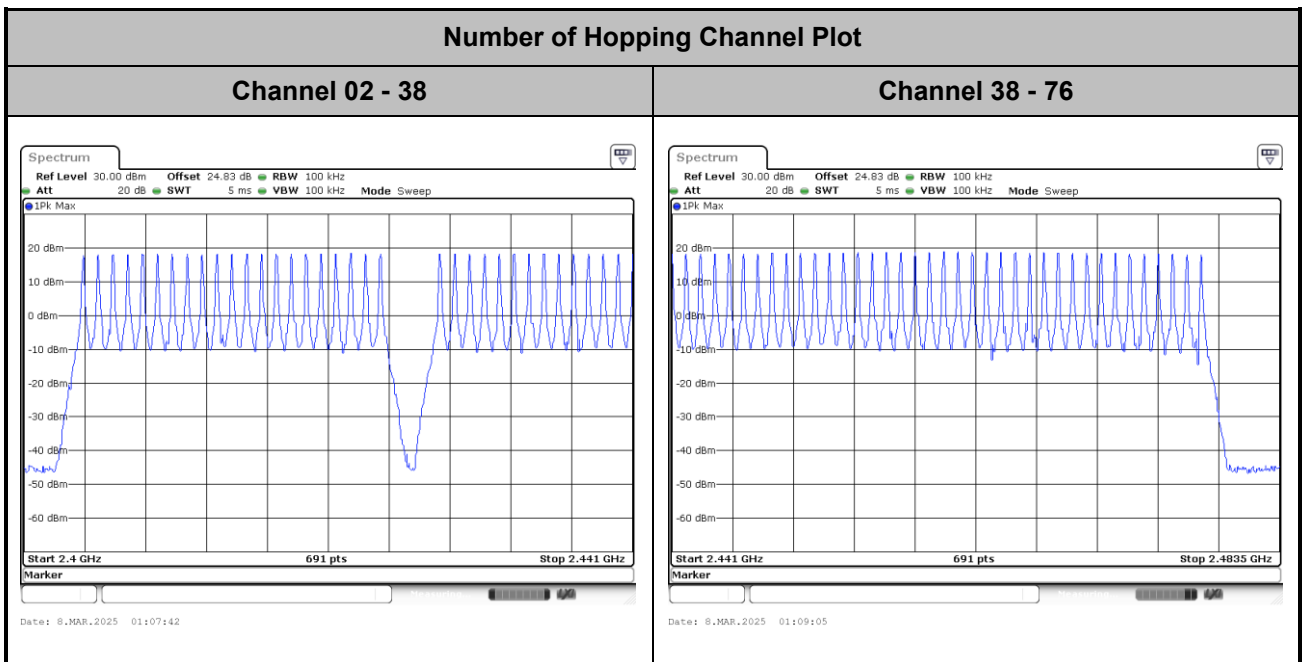


Number of Hopping Frequency

<1Mbps>

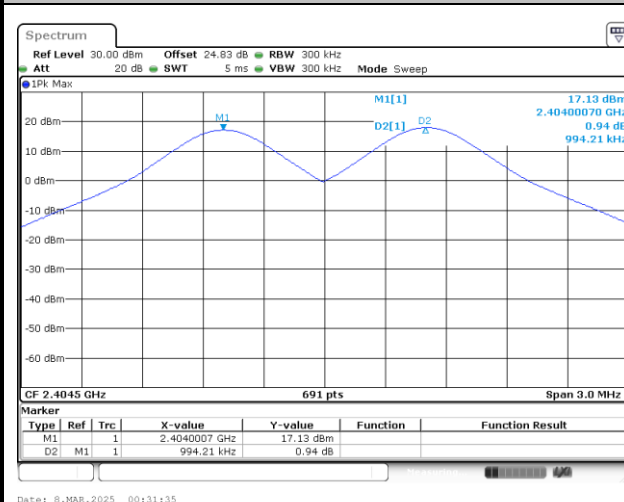
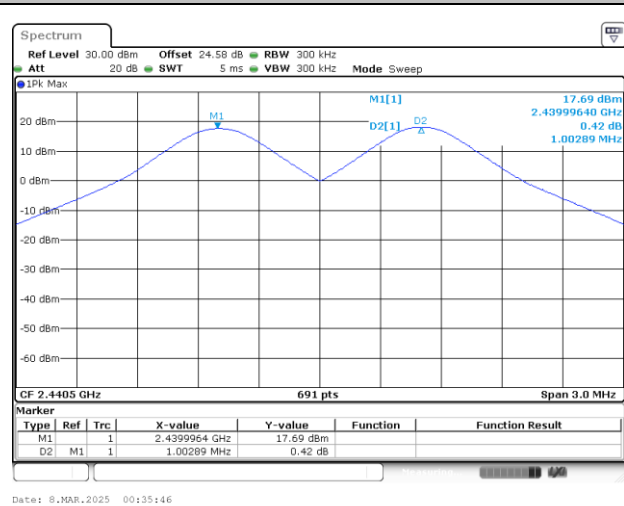
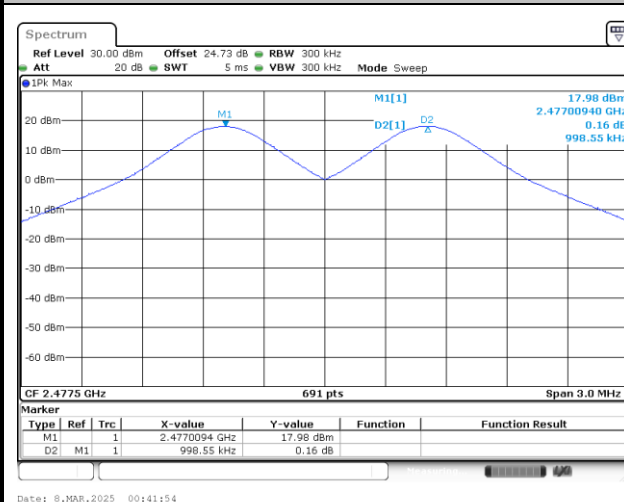


<2Mbps>



**Hopping Channel Separation**

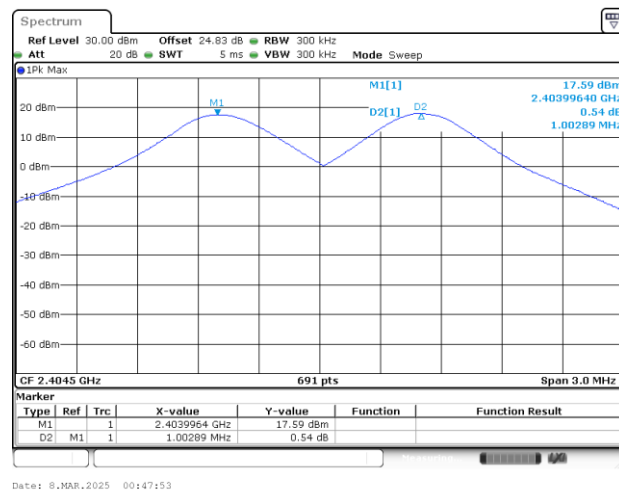
<1Mbps>

Channel Separation Plot on Channel 02 - 03**Channel Separation Plot on Channel 38 - 39****Channel Separation Plot on Channel 75 - 76**

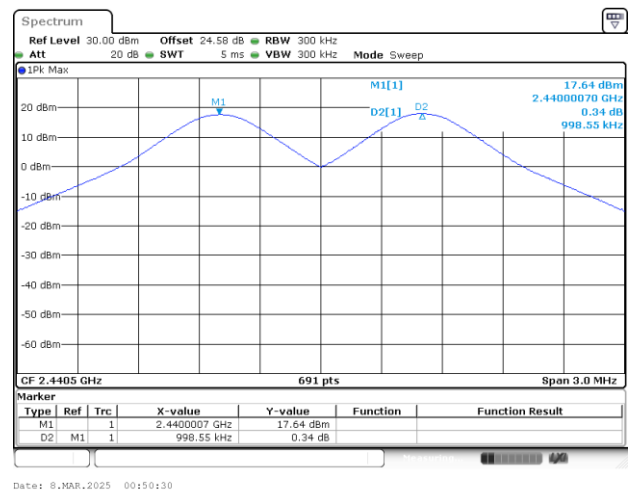


<2Mbps>

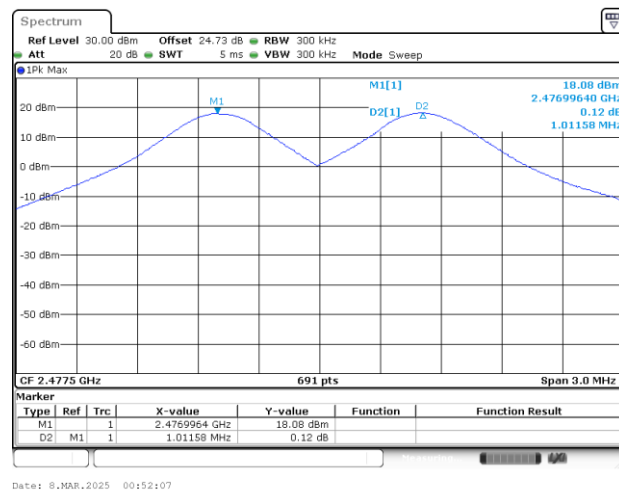
Channel Separation Plot on Channel 02 - 03



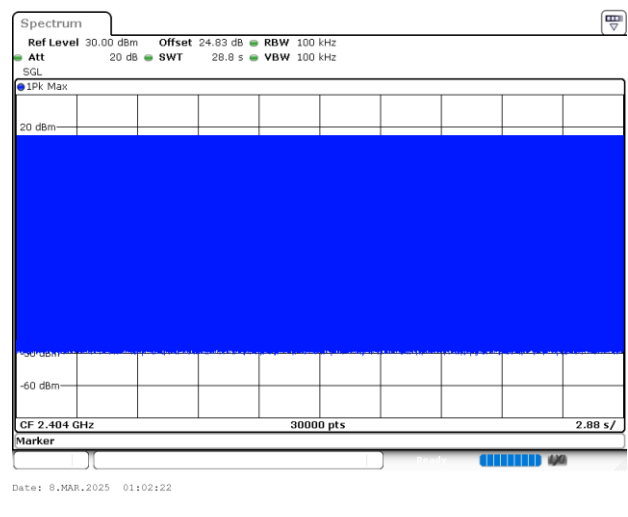

Channel Separation Plot on Channel 38 - 39



Channel Separation Plot on Channel 75 - 76

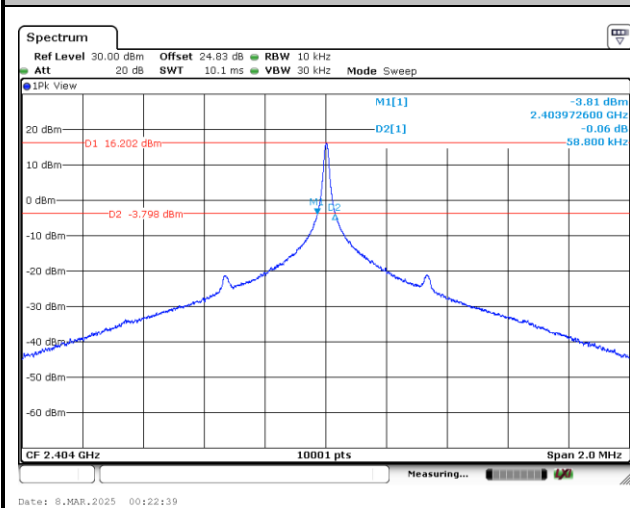
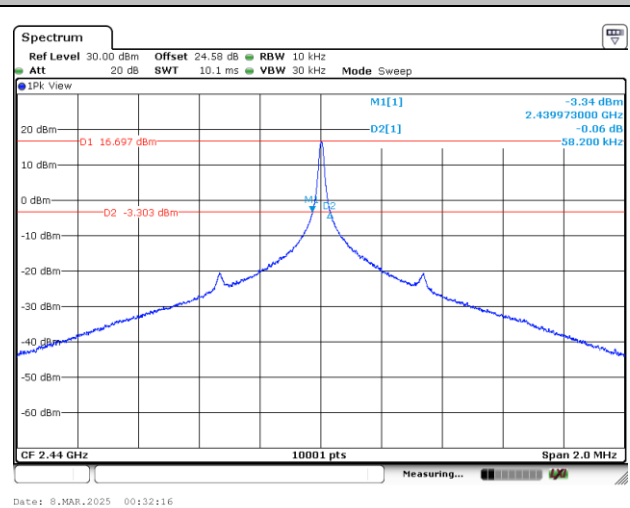
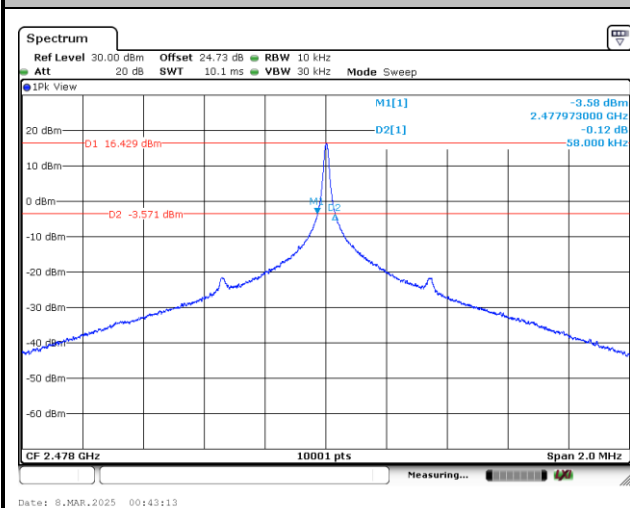


Dwell Time

Total number of hops observed	On-time hops count
	<p>Point: 1867</p> 
<p>Remark:</p> <ol style="list-style-type: none"> Dwell Time(sec) = Hops Over Occupancy Time (hops) x Package Transfer Time (sec) The Hops over occupancy time is the total number of hops observed in sweep point 30,000. This shows that 1ms per on-time contains 1 hop. The total hops is finally counted via computer analysis. Package transfer time(sec) = Total hops / observation sweep time <p>Calculation example:</p> <p>Package transfer time(sec) = 1867 / 30000 = 0.0622 (msec)</p> <p>Dwell Time(sec) = 1867 * 0.0000614 = 0.1161 (sec)</p>	

**20dB Bandwidth**

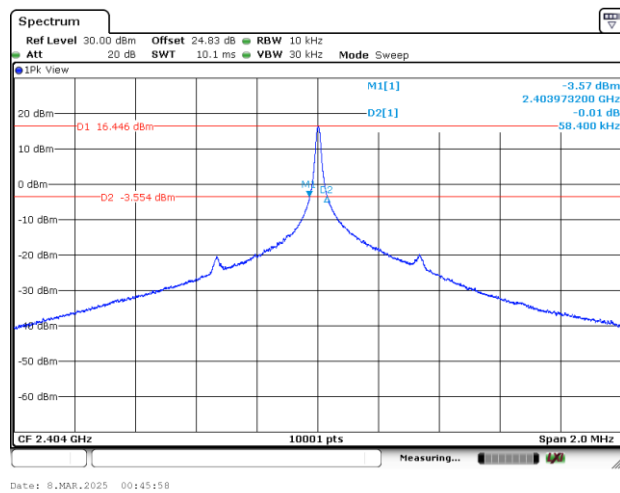
<1Mbps>

20 dB Bandwidth Plot in Channel 02**20 dB Bandwidth Plot in Channel 38****20 dB Bandwidth Plot in Channel 76**

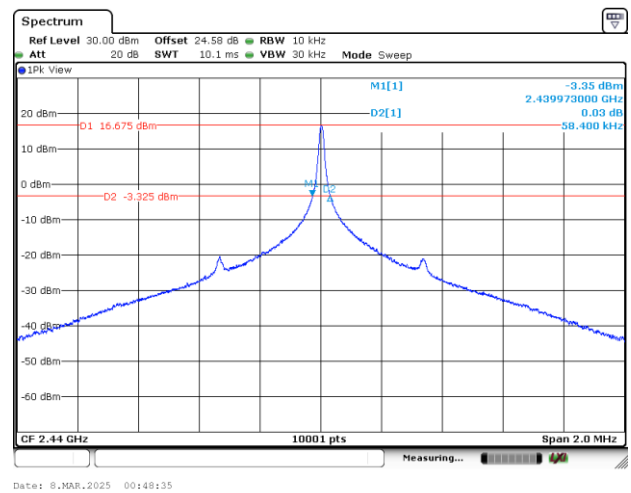


<2Mbps>

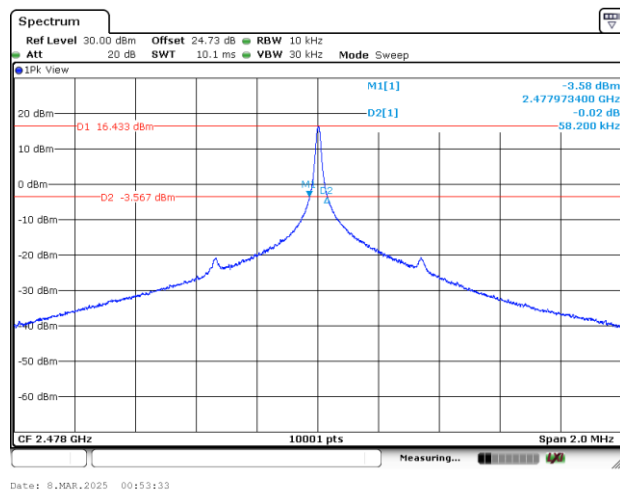
20 dB Bandwidth Plot in Channel 02



20 dB Bandwidth Plot in Channel 38

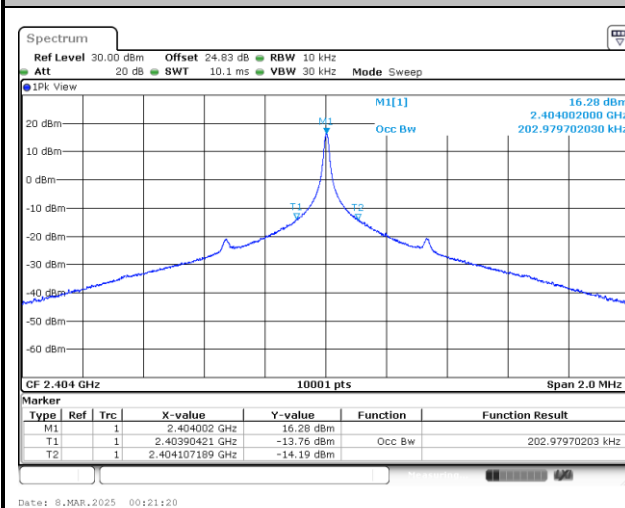
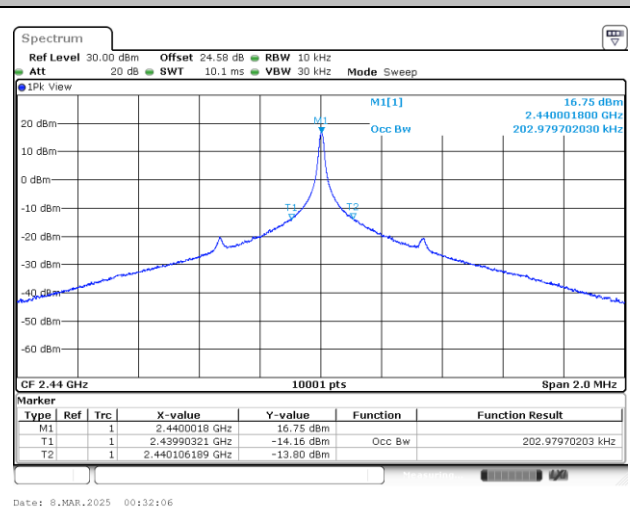
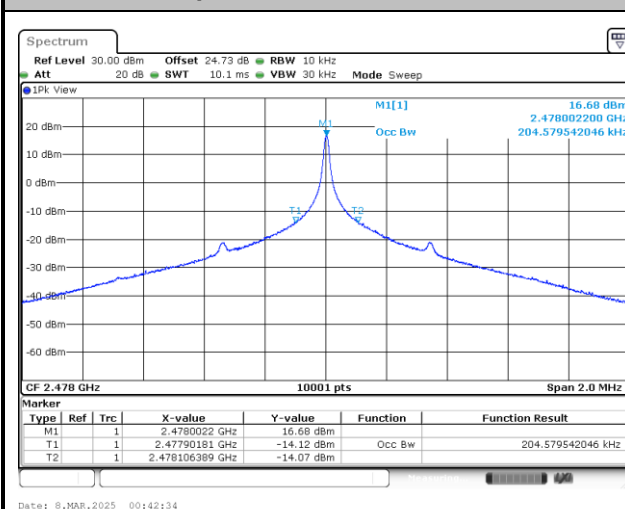


20 dB Bandwidth Plot in Channel 76



**99% Occupied Bandwidth**

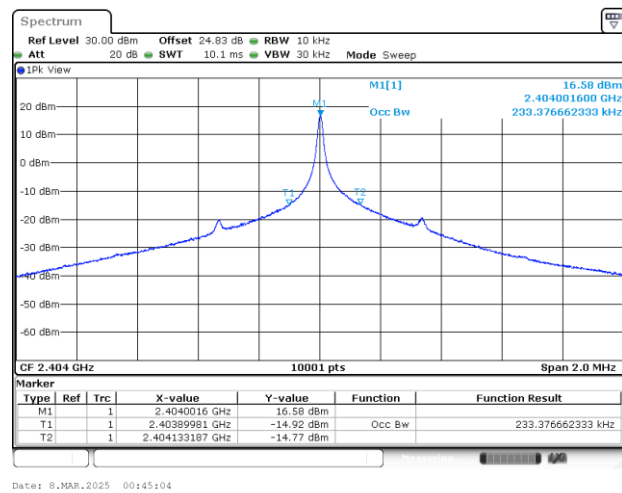
<1Mbps>

99% Occupied Bandwidth on Channel 02**99% Occupied Bandwidth on Channel 38****99% Occupied Bandwidth on Channel 76**

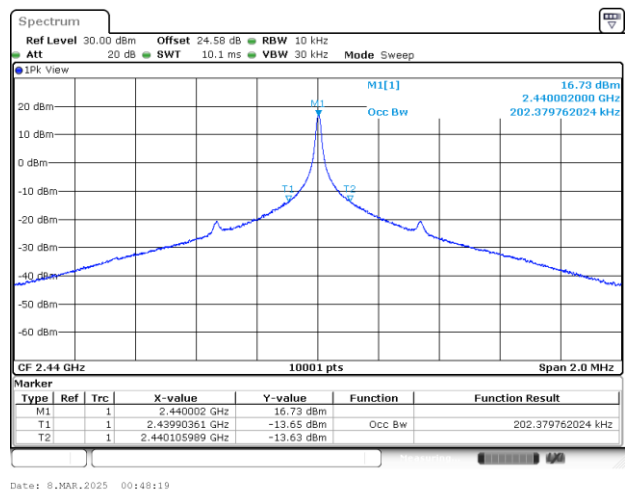


<2Mbps>

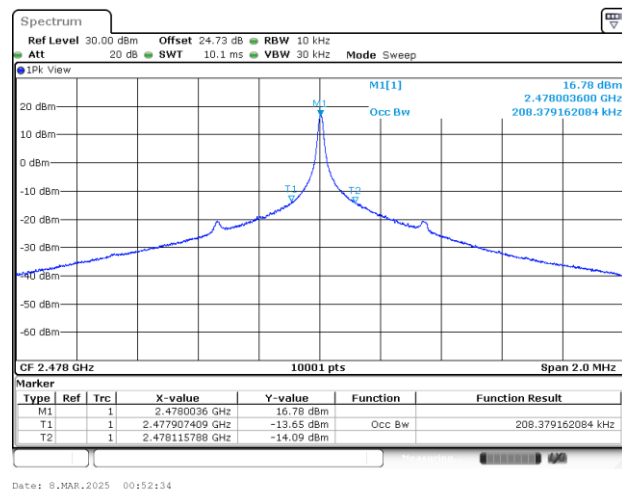
99% Occupied Bandwidth on Channel 02



99% Occupied Bandwidth on Channel 38



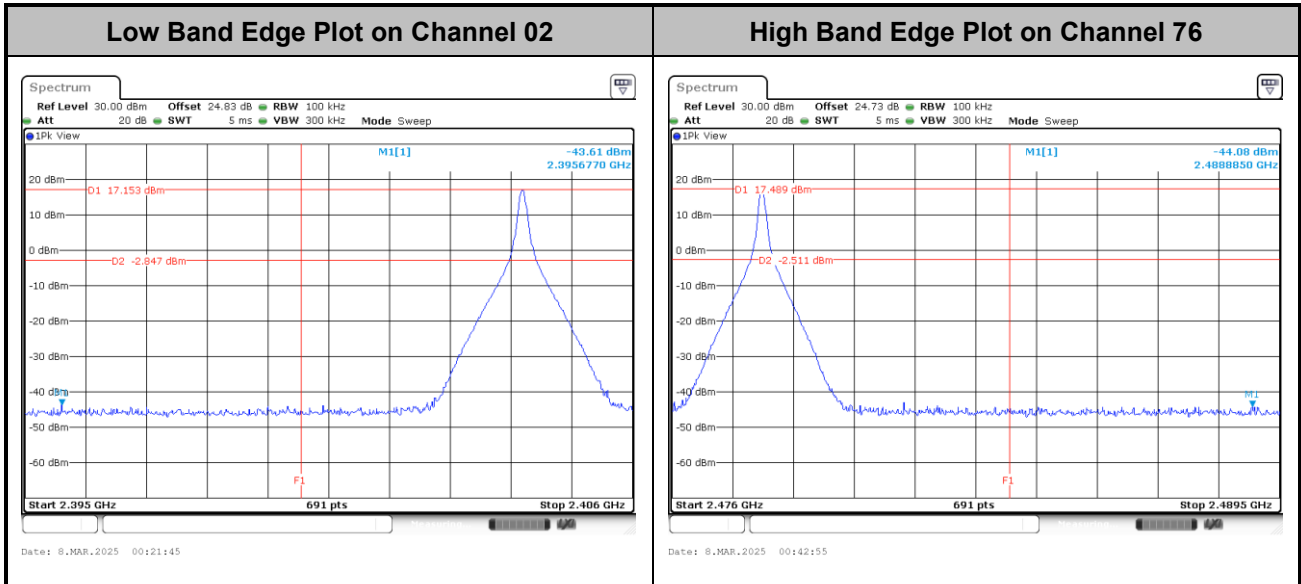
99% Occupied Bandwidth on Channel 76



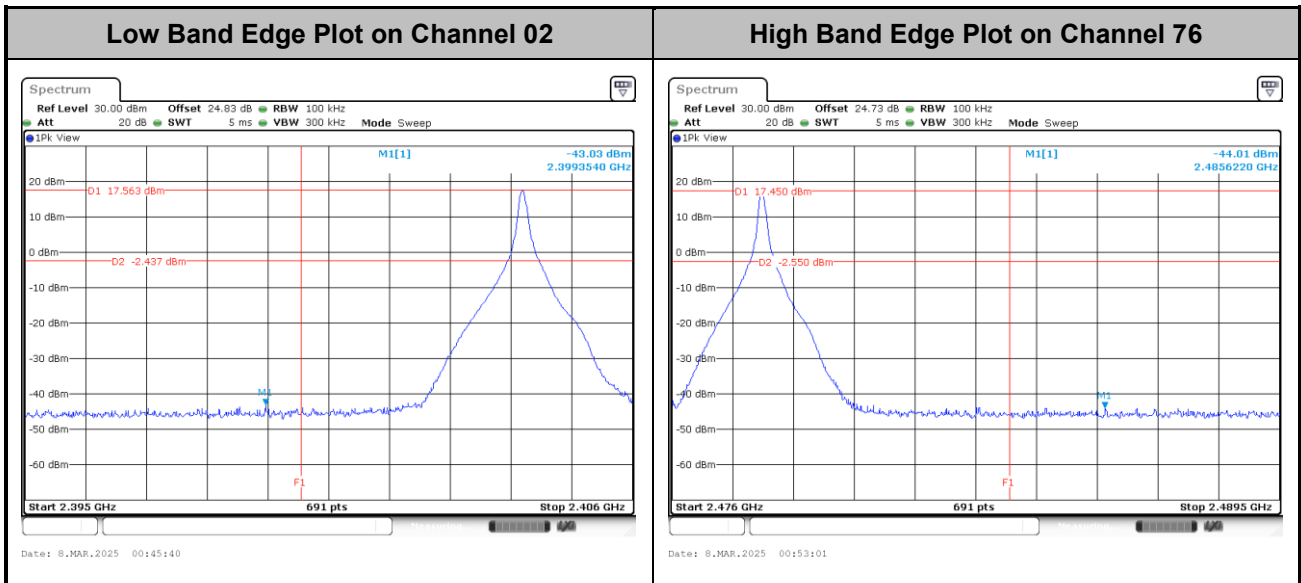


Band Edges

<1Mbps>

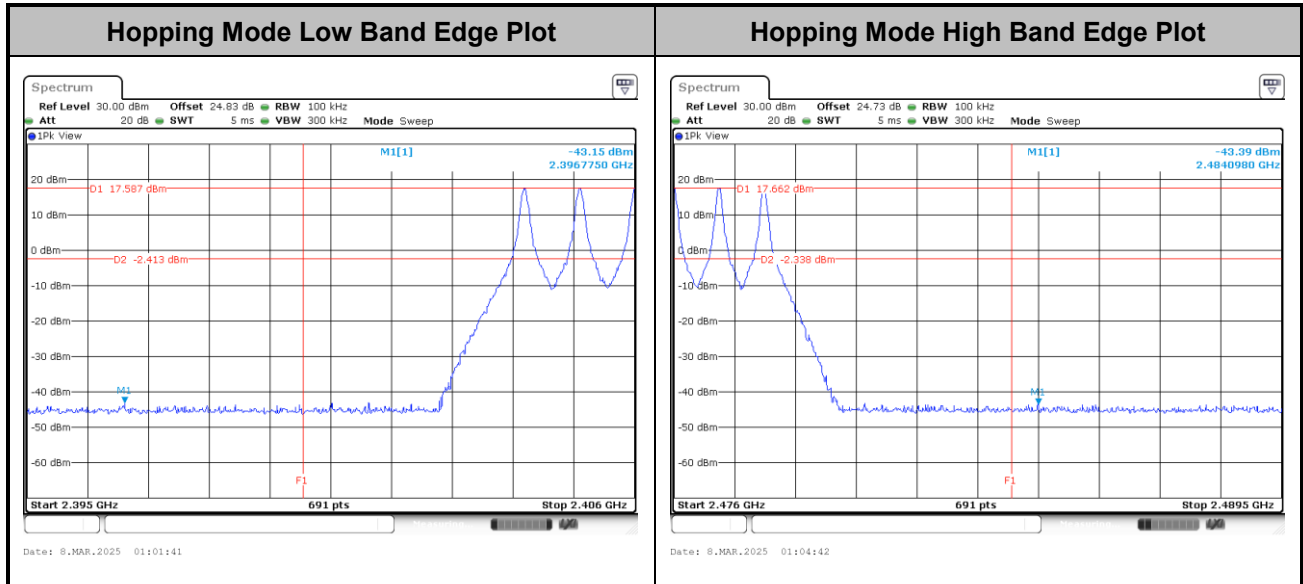


<2Mbps>

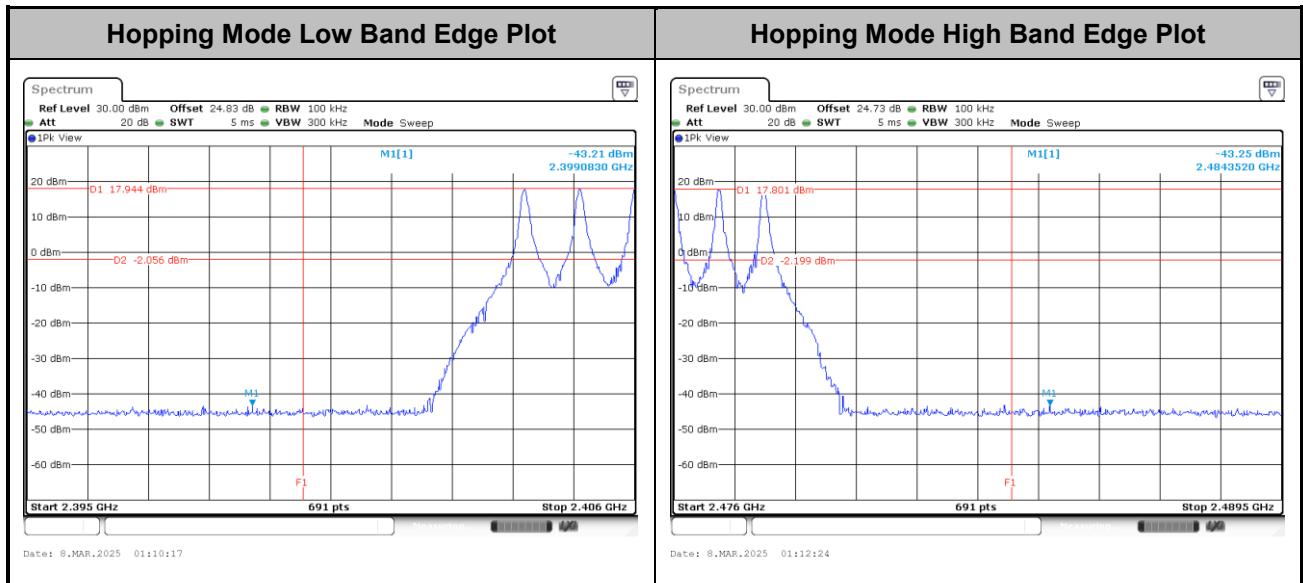


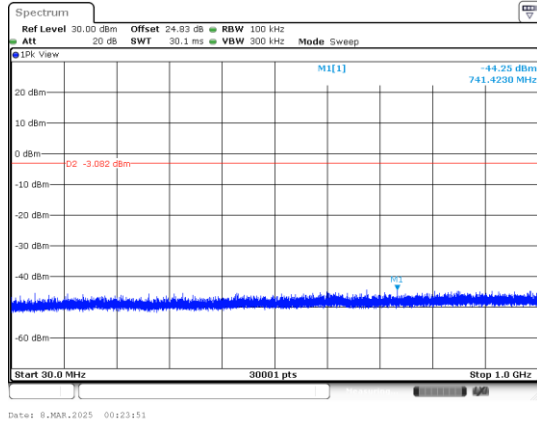
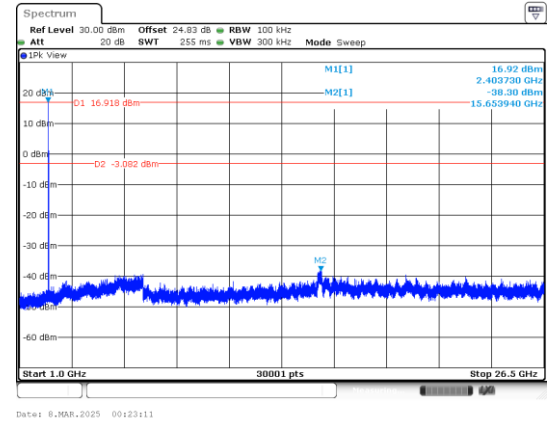
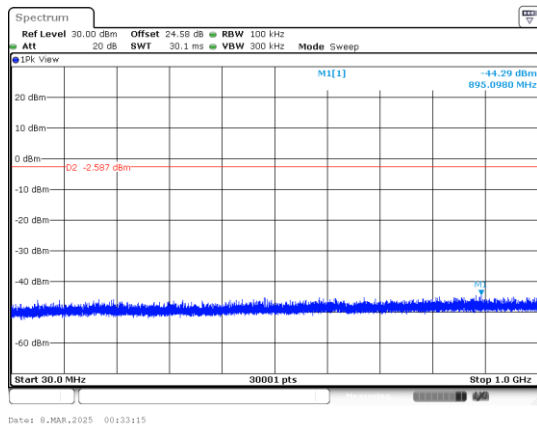
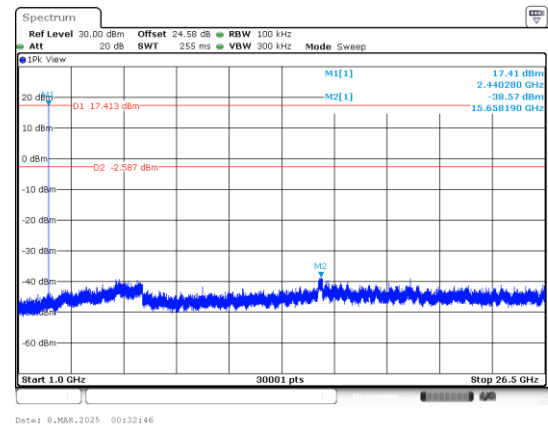
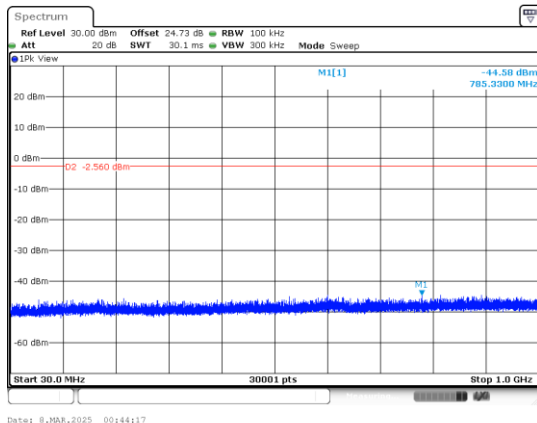
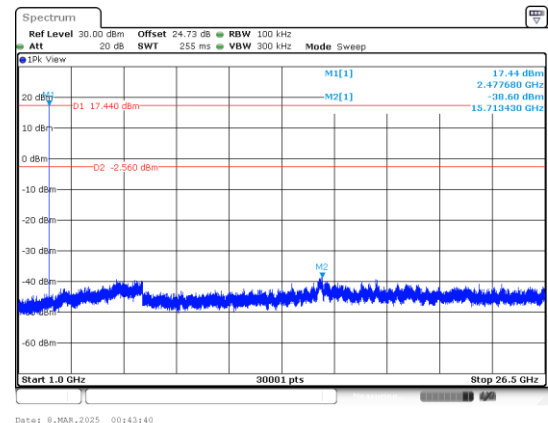
**Hopping Mode Band Edges**

<1Mbps>



<2Mbps>

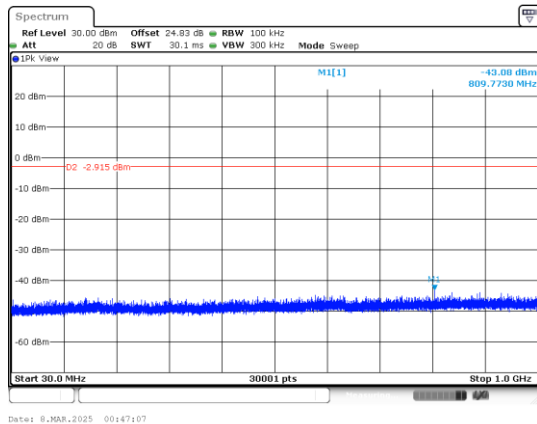


Conducted Spurious Emission
<1Mbps>
CSE Plot on Low Ch between 30MHz ~ 1 GHz

CSE Plot on Low Ch between 1GHz ~ 26.5GHz

CSE Plot on Mid. Ch between 30MHz ~ 1 GHz

CSE Plot on Mid. Ch between 1GHz ~ 26.5GHz

CSE Plot on High Ch between 30MHz ~ 1 GHz

CSE Plot on High Ch between 1GHz ~ 26.5GHz


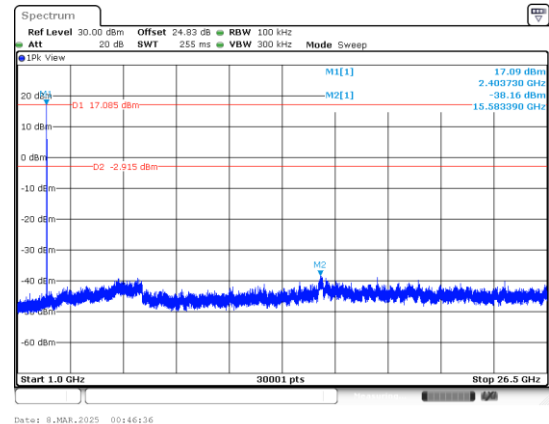


<2Mbps>

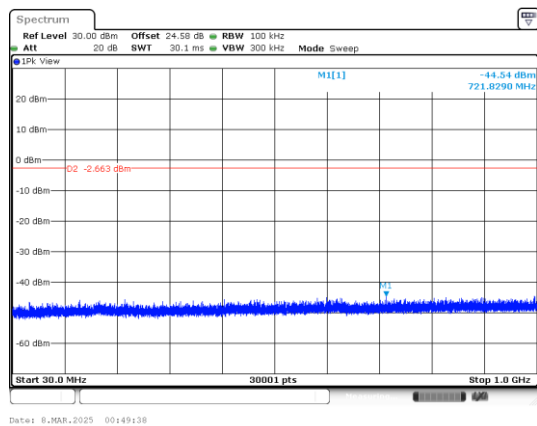
CSE Plot on Low Ch between 30MHz ~ 1 GHz



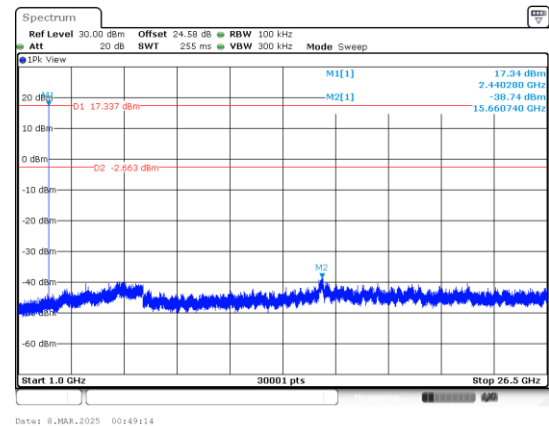
CSE Plot on Low Ch between 1GHz ~ 26.5GHz



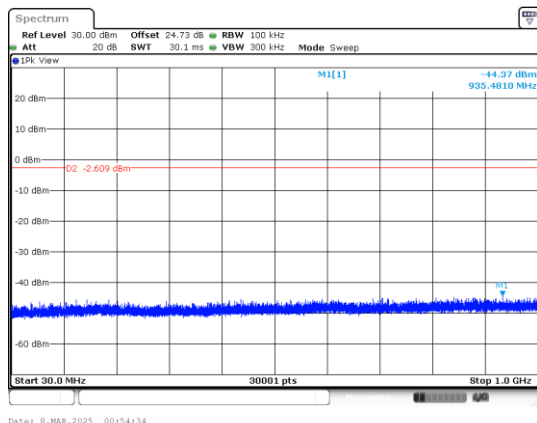
CSE Plot on Mid. Ch between 30MHz ~ 1 GHz



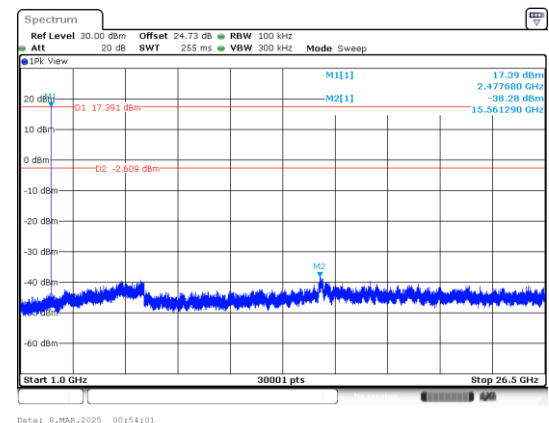
CSE Plot on Mid. Ch between 1GHz ~ 26.5GHz



CSE Plot on High Ch between 30MHz ~ 1 GHz



CSE Plot on High Ch between 1GHz ~ 26.5GHz





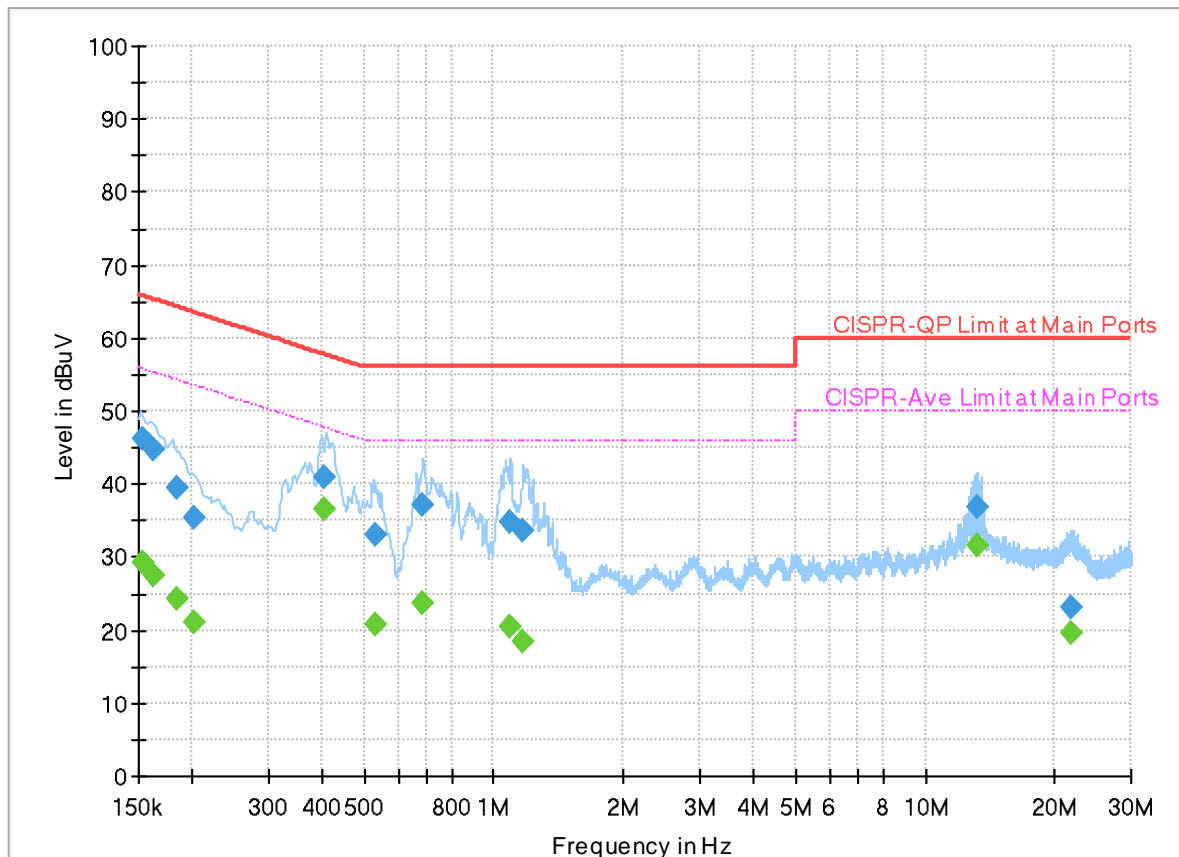
Appendix B. AC Conducted Emission Test Results

Test Engineer :	Louis Chung	Temperature :	21.8~23.6℃
		Relative Humidity :	48.6~52.7%

EUT Information

Report NO : 4D1914
Test Mode : Mode 1
Test Voltage : 120Vac/60Hz
Phase : Line

Full Spectrum



Final_Result

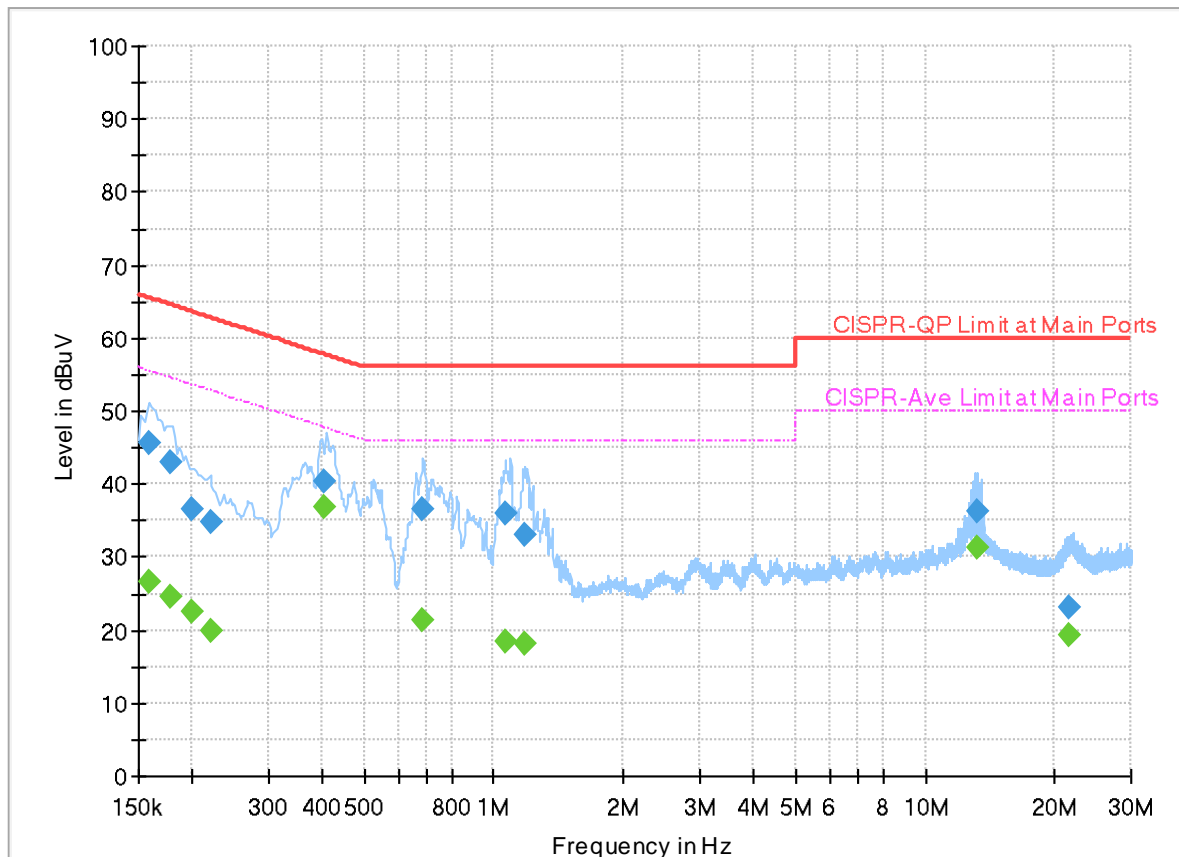
Frequency (MHz)	QuasiPeak (dBuV)	CAverage (dBuV)	Limit (dBuV)	Margin (dB)	Line	PE	Corr. (dB)
0.152835	---	29.37	55.84	26.47	L1	FLO	20.0
0.152835	46.24	---	65.84	19.60	L1	FLO	20.0
0.161700	---	27.36	55.38	28.02	L1	FLO	20.0
0.161700	44.82	---	65.38	20.56	L1	FLO	20.0
0.183750	---	24.33	54.31	29.98	L1	FLO	20.0
0.183750	39.44	---	64.31	24.87	L1	FLO	20.0
0.202290	---	20.99	53.52	32.53	L1	FLO	20.0
0.202290	35.42	---	63.52	28.10	L1	FLO	20.0
0.406500	---	36.69	47.72	11.03	L1	FLO	20.0
0.406500	40.95	---	57.72	16.77	L1	FLO	20.0
0.532500	---	20.78	46.00	25.22	L1	FLO	20.0
0.532500	32.93	---	56.00	23.07	L1	FLO	20.0
0.684330	---	23.80	46.00	22.20	L1	FLO	20.0
0.684330	37.23	---	56.00	18.77	L1	FLO	20.0
1.088250	---	20.60	46.00	25.40	L1	FLO	20.0
1.088250	34.73	---	56.00	21.27	L1	FLO	20.0
1.168080	---	18.42	46.00	27.58	L1	FLO	20.0
1.168080	33.64	---	56.00	22.36	L1	FLO	20.0
13.164810	---	31.44	50.00	18.56	L1	FLO	20.5

13.164810	36.84	---	60.00	23.16	L1	FLO	20.5
21.851340	---	19.59	50.00	30.41	L1	FLO	20.9
21.851340	23.03	---	60.00	36.97	L1	FLO	20.9

EUT Information

Report NO : 4D1914
Test Mode : Mode 1
Test Voltage : 120Vac/60Hz
Phase : Neutral

Full Spectrum



Final_Result

Frequency (MHz)	QuasiPeak (dBuV)	CAverage (dBuV)	Limit (dBuV)	Margin (dB)	Line	PE	Corr. (dB)
0.158100	---	26.72	55.56	28.84	N	FLO	20.0
0.158100	45.59	---	65.56	19.97	N	FLO	20.0
0.177090	---	24.56	54.62	30.06	N	FLO	20.0
0.177090	42.85	---	64.62	21.77	N	FLO	20.0
0.199500	---	22.39	53.63	31.24	N	FLO	20.0
0.199500	36.66	---	63.63	26.97	N	FLO	20.0
0.220380	---	19.98	52.81	32.83	N	FLO	20.0
0.220380	34.94	---	62.81	27.87	N	FLO	20.0
0.405690	---	36.72	47.74	11.02	N	FLO	20.0
0.405690	40.40	---	57.74	17.34	N	FLO	20.0
0.685680	---	21.21	46.00	24.79	N	FLO	20.0
0.685680	36.46	---	56.00	19.54	N	FLO	20.0
1.061250	---	18.46	46.00	27.54	N	FLO	20.0
1.061250	35.93	---	56.00	20.07	N	FLO	20.0
1.181220	---	18.03	46.00	27.97	N	FLO	20.0
1.181220	32.95	---	56.00	23.05	N	FLO	20.0
13.164000	---	31.32	50.00	18.68	N	FLO	20.5
13.164000	36.30	---	60.00	23.70	N	FLO	20.5
21.512040	---	19.25	50.00	30.75	N	FLO	20.9

21.512040	23.13	---	60.00	36.87	N	FLO	20.9
-----------	-------	-----	-------	-------	---	-----	------

Appendix C. Radiated Spurious Emission Test Data

Test Engineer :	Daniel Lee, Fu Chen, and Troye Hsieh	Temperature (°C):	19.1 ~ 21.9
		Relative Humidity (%):	50.2 ~ 65.2

Note symbol

-L	Low channel location
-R	High channel location

C1. Radiated Spurious Emission Test Modes

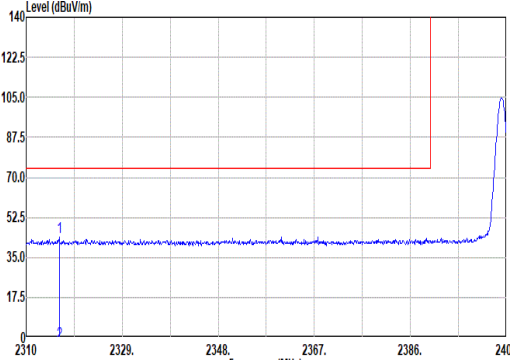
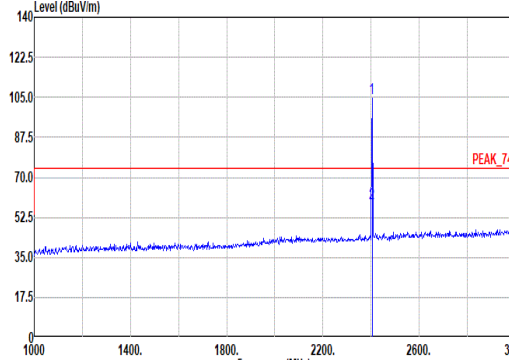
Mode	Band (MHz)	Antenna	Modulation	Channel	Frequency	Data Rate	RU	Remark
Mode 1	2400-2483.5	1	Bluetooth-LE ASK	02	2404	1Mbps	-	-
Mode 2	2400-2483.5	1	Bluetooth-LE ASK	38	2440	1Mbps	-	-
Mode 3	2400-2483.5	1	Bluetooth-LE ASK	76	2478	1Mbps	-	-
Mode 4	2400-2483.5	1	Bluetooth-LE ASK	02	2404	2Mbps	-	-
Mode 5	2400-2483.5	1	Bluetooth-LE ASK	38	2440	2Mbps	-	-
Mode 6	2400-2483.5	1	Bluetooth-LE ASK	76	2478	2Mbps	-	-
Mode 7	2400-2483.5	1	Bluetooth-LE ASK	76	2478	2Mbps	-	SHF
Mode 8	2400-2483.5	1	Bluetooth-LE ASK	76	2478	2Mbps	-	LF



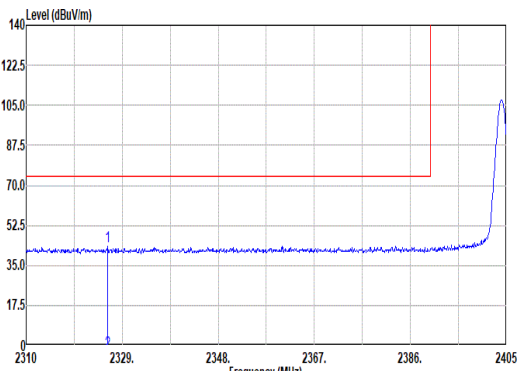
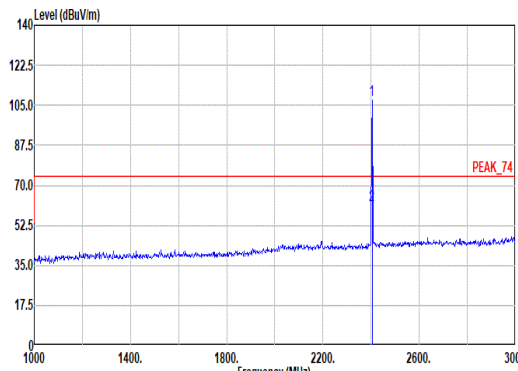
C2. Summary of each worse mode

Mode	Modulation	Ch.	Freq. (MHz)	Level (dBuV/m)	Limit (dBuV/m)	Margin (dB)	Pol.	Peak Avg.	Result	RU	Remark
1	Bluetooth-LE ASK	02	2316.56	43.76	74.00	-30.24	H	Peak	Pass	-	Band Edge
	Bluetooth-LE ASK	02	4808.00	39.55	74.00	-34.45	V	Peak	Pass	-	Harmonic
2	Bluetooth-LE ASK	38	2497.18	44.61	74.00	-29.39	V	Peak	Pass	-	Band Edge
	Bluetooth-LE ASK	38	7320.00	41.80	74.00	-32.20	H	Peak	Pass	-	Harmonic
3	Bluetooth-LE ASK	76	2483.65	45.89	74.00	-28.11	V	Peak	Pass	-	Band Edge
	Bluetooth-LE ASK	76	4956.00	42.65	74.00	-31.35	V	Peak	Pass	-	Harmonic
4	Bluetooth-LE ASK	02	2377.83	44.23	74.00	-29.77	H	Peak	Pass	-	Band Edge
	Bluetooth-LE ASK	02	4808.00	39.20	74.00	-34.80	H	Peak	Pass	-	Harmonic
5	Bluetooth-LE ASK	38	2491.84	44.52	74.00	-29.48	V	Peak	Pass	-	Band Edge
	Bluetooth-LE ASK	38	7320.00	43.07	74.00	-30.93	H	Peak	Pass	-	Harmonic
6	Bluetooth-LE ASK	76	2483.70	47.84	74.00	-26.16	V	Peak	Pass	-	Band Edge
	Bluetooth-LE ASK	76	7434.00	42.98	74.00	-31.02	V	Peak	Pass	-	Harmonic
7	Bluetooth-LE ASK	76	19532.68	41.46	74.00	-32.54	H	Peak	Pass	-	SHF
8	Bluetooth-LE ASK	76	30.97	34.89	40.00	-5.11	H	QP	Pass	-	LF

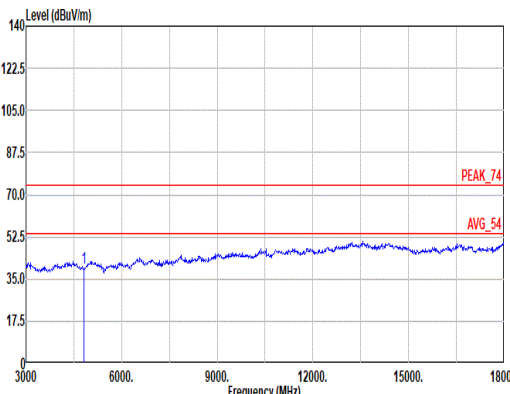
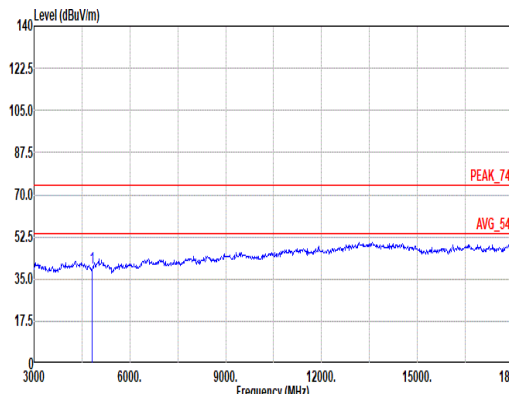


Mode	1																																																																																																																											
	Band Edge																																																																																																																											
	2400-2483.5_Bluetooth-LE ASK_CH02_2404MHz																																																																																																																											
ANT	1																																																																																																																											
Pol.	Horizontal						Fundamental																																																																																																																					
Peak	<div></div> <div>Site : 03CH11-HY Condition: PEAK_BE_74 3m 91200_01620_240828 HORIZONTAL : RBW:1000.000kHz VBW:3000.000kHz SMT:Auto Detector : PEAK Mode : 1 Setting : 7F Plane : Z with adapter</div> <table><tr><th></th><th>Freq</th><th>Level</th><th>Limit</th><th>Line</th><th>Margin</th><th>Read</th><th>Ant</th><th>Cable</th><th>Preamp</th><th>Aux</th><th>APos</th><th>TPos</th><th>Remark</th></tr><tr><th></th><th>MHz</th><th>dBuV/m</th><th>dBuV/m</th><th>dB</th><th>dB</th><th>dBuV</th><th>dB/m</th><th>dB</th><th>dB</th><th>dB</th><th>cm</th><th>deg</th><th></th></tr><tr><td>1</td><td>2316.56</td><td>43.76</td><td>74.00</td><td>-30.24</td><td>42.85</td><td>27.20</td><td>7.09</td><td>33.38</td><td>0.00</td><td>300</td><td>122</td><td>PEAK</td><td></td></tr><tr><td>2</td><td>2316.56</td><td>-2.19</td><td>54.00</td><td>-56.19</td><td>--</td><td>--</td><td>--</td><td>--</td><td>--</td><td>300</td><td>122</td><td>AVERAGE</td><td></td></tr></table>							Freq	Level	Limit	Line	Margin	Read	Ant	Cable	Preamp	Aux	APos	TPos	Remark		MHz	dBuV/m	dBuV/m	dB	dB	dBuV	dB/m	dB	dB	dB	cm	deg		1	2316.56	43.76	74.00	-30.24	42.85	27.20	7.09	33.38	0.00	300	122	PEAK		2	2316.56	-2.19	54.00	-56.19	--	--	--	--	--	300	122	AVERAGE		<div></div> <div>Site : 03CH11-HY Condition: PEAK_74 3m 91200_01620_240828 HORIZONTAL : RBW:1000.000kHz VBW:3000.000kHz SMT:Auto Detector : PEAK Mode : 1 Setting : 7F Plane : Z with adapter</div> <table><tr><th></th><th>Freq</th><th>Level</th><th>Limit</th><th>Line</th><th>Margin</th><th>Read</th><th>Ant</th><th>Cable</th><th>Preamp</th><th>Aux</th><th>APos</th><th>TPos</th><th>Remark</th></tr><tr><th></th><th>MHz</th><th>dBuV/m</th><th>dBuV/m</th><th>dB</th><th>dB</th><th>dBuV</th><th>dB/m</th><th>dB</th><th>dB</th><th>dB</th><th>cm</th><th>deg</th><th></th></tr><tr><td>1</td><td>2404.00</td><td>104.77</td><td>-----</td><td>-----</td><td>103.49</td><td>27.40</td><td>7.21</td><td>33.33</td><td>0.00</td><td>300</td><td>122</td><td>PEAK</td><td></td></tr><tr><td>2</td><td>2404.00</td><td>58.82</td><td>-----</td><td>-----</td><td>--</td><td>--</td><td>--</td><td>--</td><td>--</td><td>300</td><td>122</td><td>AVERAGE</td><td></td></tr></table>							Freq	Level	Limit	Line	Margin	Read	Ant	Cable	Preamp	Aux	APos	TPos	Remark		MHz	dBuV/m	dBuV/m	dB	dB	dBuV	dB/m	dB	dB	dB	cm	deg		1	2404.00	104.77	-----	-----	103.49	27.40	7.21	33.33	0.00	300	122	PEAK		2	2404.00	58.82	-----	-----	--	--	--	--	--	300	122	AVERAGE	
	Freq	Level	Limit	Line	Margin	Read	Ant	Cable	Preamp	Aux	APos	TPos	Remark																																																																																																															
	MHz	dBuV/m	dBuV/m	dB	dB	dBuV	dB/m	dB	dB	dB	cm	deg																																																																																																																
1	2316.56	43.76	74.00	-30.24	42.85	27.20	7.09	33.38	0.00	300	122	PEAK																																																																																																																
2	2316.56	-2.19	54.00	-56.19	--	--	--	--	--	300	122	AVERAGE																																																																																																																
	Freq	Level	Limit	Line	Margin	Read	Ant	Cable	Preamp	Aux	APos	TPos	Remark																																																																																																															
	MHz	dBuV/m	dBuV/m	dB	dB	dBuV	dB/m	dB	dB	dB	cm	deg																																																																																																																
1	2404.00	104.77	-----	-----	103.49	27.40	7.21	33.33	0.00	300	122	PEAK																																																																																																																
2	2404.00	58.82	-----	-----	--	--	--	--	--	300	122	AVERAGE																																																																																																																

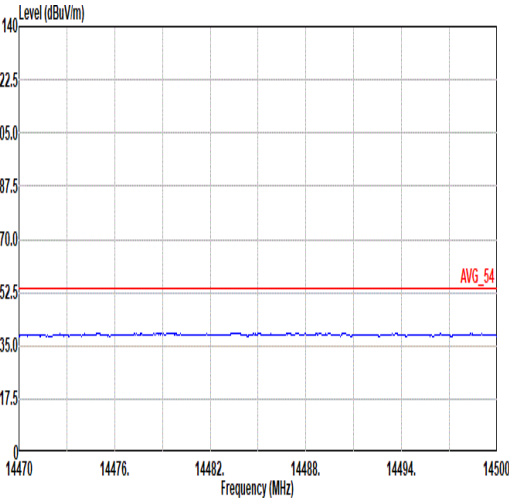
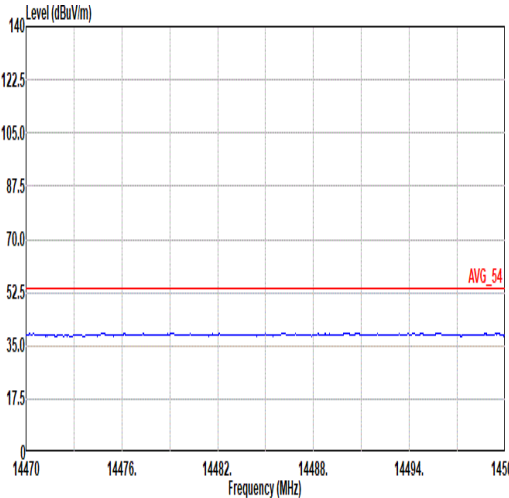
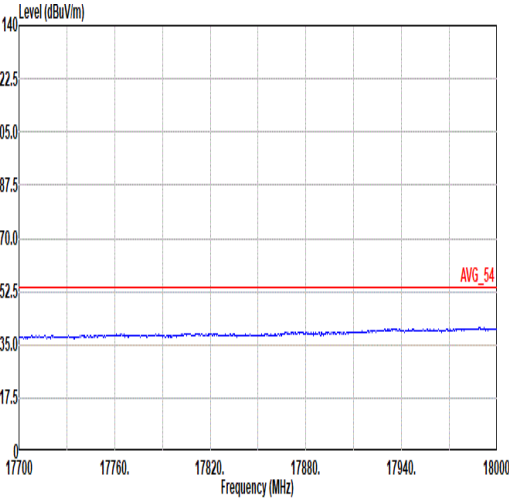
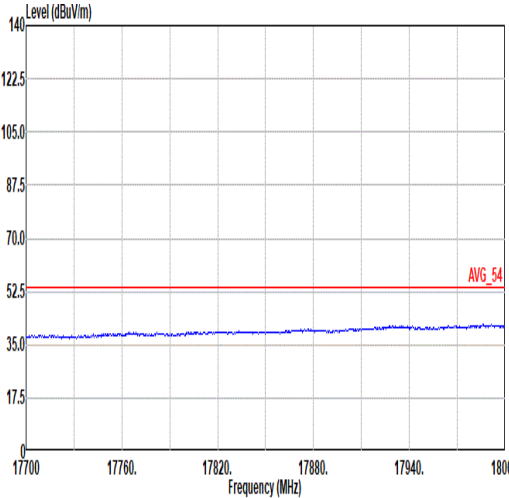


Mode	1																																																																																																																													
	Band Edge																																																																																																																													
	2400-2483.5_Bluetooth-LE ASK_CH02_2404MHz																																																																																																																													
ANT	1																																																																																																																													
Pol.	Vertical						Fundamental																																																																																																																							
Peak	<div><p>Site : 03CH11-HY Condition: PEAK_BE_74 3m 91200_01620_240828 VERTICAL : RBW:1000.000kHz VBW:3000.000kHz SMT:Auto Detector : PEAK Mode : 1 Setting : 7F Plane : Z with adapter</p><table><tr><th></th><th>Limit</th><th>Read</th><th>Ant</th><th>Cable</th><th>Preamp</th><th>Aux</th><th>APos</th><th>TPos</th><th></th></tr><tr><th>Freq</th><th>Level</th><th>Line</th><th>Margin</th><th>Level</th><th>Factor</th><th>Loss</th><th>Factor</th><th>Factor</th><th>Remark</th></tr><tr><th></th><th>MHz</th><th>dBuV/m</th><th>dBuV/m</th><th>dB</th><th>dBuV</th><th>dB/m</th><th>dB</th><th>dB</th><th>cm</th><th>deg</th></tr><tr><td>1</td><td>2326.15</td><td>43.31</td><td>74.00</td><td>-30.69</td><td>42.45</td><td>27.14</td><td>7.10</td><td>33.38</td><td>0.00</td><td>149</td><td>360</td><td>PEAK</td></tr><tr><td>2</td><td>2326.15</td><td>-2.64</td><td>54.00</td><td>-56.64</td><td>--</td><td>--</td><td>--</td><td>--</td><td>--</td><td>149</td><td>360</td><td>AVERAGE</td></tr></table></div>							Limit	Read	Ant	Cable	Preamp	Aux	APos	TPos		Freq	Level	Line	Margin	Level	Factor	Loss	Factor	Factor	Remark		MHz	dBuV/m	dBuV/m	dB	dBuV	dB/m	dB	dB	cm	deg	1	2326.15	43.31	74.00	-30.69	42.45	27.14	7.10	33.38	0.00	149	360	PEAK	2	2326.15	-2.64	54.00	-56.64	--	--	--	--	--	149	360	AVERAGE	<div><p>Site : 03CH11-HY Condition: PEAK_74 3m 91200_01620_240828 VERTICAL : RBW:1000.000kHz VBW:3000.000kHz SMT:Auto Detector : PEAK Mode : 1 Setting : 7F Plane : Z with adapter</p><table><tr><th></th><th>Limit</th><th>Read</th><th>Ant</th><th>Cable</th><th>Preamp</th><th>Aux</th><th>APos</th><th>TPos</th><th></th></tr><tr><th>Freq</th><th>Level</th><th>Line</th><th>Margin</th><th>Level</th><th>Factor</th><th>Loss</th><th>Factor</th><th>Factor</th><th>Remark</th></tr><tr><th></th><th>MHz</th><th>dBuV/m</th><th>dBuV/m</th><th>dB</th><th>dBuV</th><th>dB/m</th><th>dB</th><th>dB</th><th>cm</th><th>deg</th></tr><tr><td>1</td><td>2404.00</td><td>107.43</td><td>-----</td><td>-----</td><td>106.15</td><td>27.40</td><td>7.21</td><td>33.33</td><td>0.00</td><td>149</td><td>360</td><td>PEAK</td></tr><tr><td>2</td><td>2404.00</td><td>61.48</td><td>-----</td><td>-----</td><td>--</td><td>--</td><td>--</td><td>--</td><td>--</td><td>149</td><td>360</td><td>AVERAGE</td></tr></table></div>							Limit	Read	Ant	Cable	Preamp	Aux	APos	TPos		Freq	Level	Line	Margin	Level	Factor	Loss	Factor	Factor	Remark		MHz	dBuV/m	dBuV/m	dB	dBuV	dB/m	dB	dB	cm	deg	1	2404.00	107.43	-----	-----	106.15	27.40	7.21	33.33	0.00	149	360	PEAK	2	2404.00	61.48	-----	-----	--	--	--	--	--	149	360	AVERAGE
	Limit	Read	Ant	Cable	Preamp	Aux	APos	TPos																																																																																																																						
Freq	Level	Line	Margin	Level	Factor	Loss	Factor	Factor	Remark																																																																																																																					
	MHz	dBuV/m	dBuV/m	dB	dBuV	dB/m	dB	dB	cm	deg																																																																																																																				
1	2326.15	43.31	74.00	-30.69	42.45	27.14	7.10	33.38	0.00	149	360	PEAK																																																																																																																		
2	2326.15	-2.64	54.00	-56.64	--	--	--	--	--	149	360	AVERAGE																																																																																																																		
	Limit	Read	Ant	Cable	Preamp	Aux	APos	TPos																																																																																																																						
Freq	Level	Line	Margin	Level	Factor	Loss	Factor	Factor	Remark																																																																																																																					
	MHz	dBuV/m	dBuV/m	dB	dBuV	dB/m	dB	dB	cm	deg																																																																																																																				
1	2404.00	107.43	-----	-----	106.15	27.40	7.21	33.33	0.00	149	360	PEAK																																																																																																																		
2	2404.00	61.48	-----	-----	--	--	--	--	--	149	360	AVERAGE																																																																																																																		

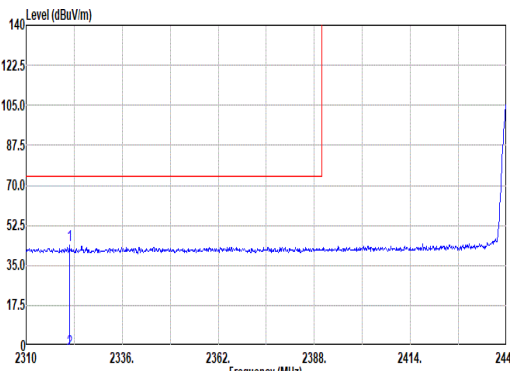
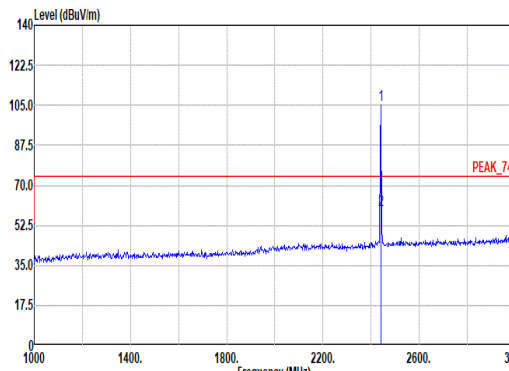


	1																																																																	
Mode	Harmonic																																																																	
	2400-2483.5_Bluetooth-LE ASK_CH02_2404MHz																																																																	
ANT	1																																																																	
Pol.	Horizontal						Vertical																																																											
Peak Avg																																																																		
	Site : 03CH11-HY Condition: PEAK_74 3m 91200_01620_240828 HORIZONTAL Mode : 1 Setting : 7F Plane : Z with adapter						Site : 03CH11-HY Condition: PEAK_74 3m 91200_01620_240828 VERTICAL Mode : 1 Setting : 7F Plane : Z with adapter																																																											
	<table><tr><th></th><th>Limit</th><th>Read</th><th>Ant</th><th>Cable</th><th>Preamp</th><th>Aux</th><th>APos</th><th>TPos</th><th>Remark</th></tr><tr><th>Freq</th><th>Level</th><th>Line</th><th>Margin</th><th>Level</th><th>Factor</th><th>Loss</th><th>Factor</th><th>Factor</th><th></th></tr><tr><th></th><th>MHz</th><th>dBuV/m</th><th>dBuV/m</th><th>dB</th><th>dBuV</th><th>dB/m</th><th>dB</th><th>dB</th><th>cm</th><th>deg</th></tr><tr><td>1</td><td>4808.00</td><td>39.45</td><td>74.00</td><td>-34.55</td><td>63.47</td><td>32.35</td><td>9.88</td><td>66.75</td><td>0.50</td><td>--</td><td>PEAK</td></tr><tr><td>2</td><td>4808.00</td><td>-6.50</td><td>54.00</td><td>-60.50</td><td>--</td><td>--</td><td>--</td><td>--</td><td>--</td><td>--</td><td>Average</td></tr></table>												Limit	Read	Ant	Cable	Preamp	Aux	APos	TPos	Remark	Freq	Level	Line	Margin	Level	Factor	Loss	Factor	Factor			MHz	dBuV/m	dBuV/m	dB	dBuV	dB/m	dB	dB	cm	deg	1	4808.00	39.45	74.00	-34.55	63.47	32.35	9.88	66.75	0.50	--	PEAK	2	4808.00	-6.50	54.00	-60.50	--	--	--	--	--	--	Average
	Limit	Read	Ant	Cable	Preamp	Aux	APos	TPos	Remark																																																									
Freq	Level	Line	Margin	Level	Factor	Loss	Factor	Factor																																																										
	MHz	dBuV/m	dBuV/m	dB	dBuV	dB/m	dB	dB	cm	deg																																																								
1	4808.00	39.45	74.00	-34.55	63.47	32.35	9.88	66.75	0.50	--	PEAK																																																							
2	4808.00	-6.50	54.00	-60.50	--	--	--	--	--	--	Average																																																							
	<table><tr><th></th><th>Limit</th><th>Read</th><th>Ant</th><th>Cable</th><th>Preamp</th><th>Aux</th><th>APos</th><th>TPos</th><th>Remark</th></tr><tr><th>Freq</th><th>Level</th><th>Line</th><th>Margin</th><th>Level</th><th>Factor</th><th>Loss</th><th>Factor</th><th>Factor</th><th></th></tr><tr><th></th><th>MHz</th><th>dBuV/m</th><th>dBuV/m</th><th>dB</th><th>dBuV</th><th>dB/m</th><th>dB</th><th>dB</th><th>cm</th><th>deg</th></tr><tr><td>1</td><td>4808.00</td><td>39.55</td><td>74.00</td><td>-34.45</td><td>63.57</td><td>32.35</td><td>9.88</td><td>66.75</td><td>0.50</td><td>--</td><td>PEAK</td></tr><tr><td>2</td><td>4808.00</td><td>-6.40</td><td>54.00</td><td>-60.40</td><td>--</td><td>--</td><td>--</td><td>--</td><td>--</td><td>--</td><td>Average</td></tr></table>												Limit	Read	Ant	Cable	Preamp	Aux	APos	TPos	Remark	Freq	Level	Line	Margin	Level	Factor	Loss	Factor	Factor			MHz	dBuV/m	dBuV/m	dB	dBuV	dB/m	dB	dB	cm	deg	1	4808.00	39.55	74.00	-34.45	63.57	32.35	9.88	66.75	0.50	--	PEAK	2	4808.00	-6.40	54.00	-60.40	--	--	--	--	--	--	Average
	Limit	Read	Ant	Cable	Preamp	Aux	APos	TPos	Remark																																																									
Freq	Level	Line	Margin	Level	Factor	Loss	Factor	Factor																																																										
	MHz	dBuV/m	dBuV/m	dB	dBuV	dB/m	dB	dB	cm	deg																																																								
1	4808.00	39.55	74.00	-34.45	63.57	32.35	9.88	66.75	0.50	--	PEAK																																																							
2	4808.00	-6.40	54.00	-60.40	--	--	--	--	--	--	Average																																																							

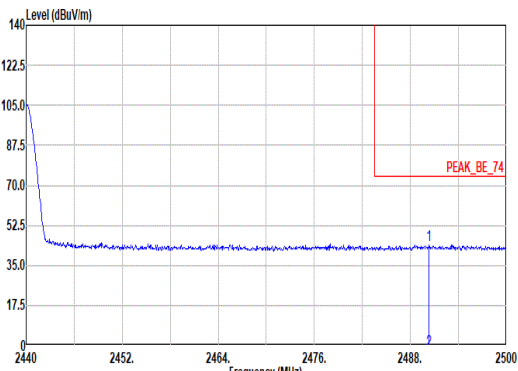


Mode	1	
	Harmonic	
	2400-2483.5_Bluetooth-LE ASK _CH02_2404MHz	
ANT	1	
Pol.	Horizontal	Vertical
14.47G ~14.5G Avg	 <p>Site : 03CH11-HY Condition: AVG_54 3m 91280_01620_240828 HORIZONTAL Mode : 1 Setting : 7F Plane : Z with adapter</p>	 <p>Site : 03CH11-HY Condition: AVG_54 3m 91280_01620_240828 VERTICAL Mode : 1 Setting : 7F Plane : Z with adapter</p>
	 <p>Site : 03CH11-HY Condition: AVG_54 3m 91280_01620_240828 HORIZONTAL Mode : 1 Setting : 7F Plane : Z with adapter</p>	 <p>Site : 03CH11-HY Condition: AVG_54 3m 91280_01620_240828 VERTICAL Mode : 1 Setting : 7F Plane : Z with adapter</p>

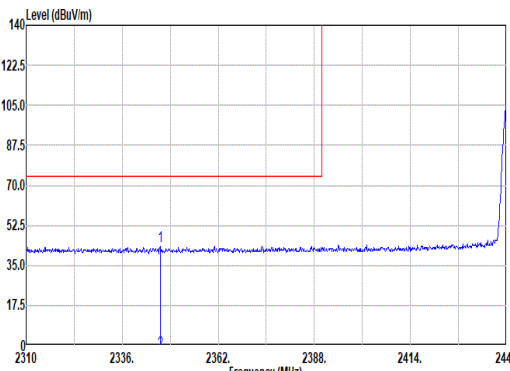
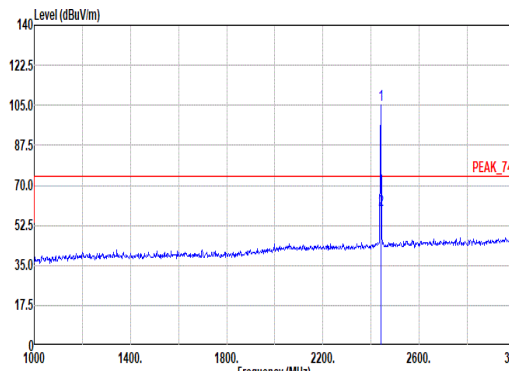


Mode	2																																																																																																																	
	Band Edge - L																																																																																																																	
	2400-2483.5_Bluetooth-LE ASK _CH38_2440MHz																																																																																																																	
ANT	1																																																																																																																	
Pol.	Horizontal	Fundamental																																																																																																																
Peak	<div><p>Site : 03CH11-HY Condition: PEAK_BE_74 3m 91200_01620_240828 HORIZONTAL : RBW:1000.000kHz VBW:3000.000kHz SMT:Auto Detector : PEAK Mode : 2 Setting : 7F Plane : Z with adapter</p><table><tr><th></th><th>Freq</th><th>Level</th><th>Limit</th><th>Line</th><th>Margin</th><th>Read</th><th>Ant</th><th>Cable</th><th>Preamp</th><th>Aux</th><th>APos</th><th>TPos</th><th>Remark</th></tr><tr><th></th><th>MHz</th><th>dBuV/m</th><th>dBuV/m</th><th>dB</th><th>dB</th><th>dBuV</th><th>dB/m</th><th>dB</th><th>dB</th><th>dB</th><th>cm</th><th>deg</th><th></th></tr><tr><td>1</td><td>2321.70</td><td>43.77</td><td>74.00</td><td>-30.23</td><td>42.88</td><td>27.18</td><td>7.09</td><td>33.38</td><td>0.00</td><td>256</td><td>119</td><td>PEAK</td><td></td></tr><tr><td>2</td><td>2321.70</td><td>-2.18</td><td>54.00</td><td>-56.18</td><td>--</td><td>--</td><td>--</td><td>--</td><td>--</td><td>256</td><td>119</td><td>AVERAGE</td><td></td></tr></table></div>		Freq	Level	Limit	Line	Margin	Read	Ant	Cable	Preamp	Aux	APos	TPos	Remark		MHz	dBuV/m	dBuV/m	dB	dB	dBuV	dB/m	dB	dB	dB	cm	deg		1	2321.70	43.77	74.00	-30.23	42.88	27.18	7.09	33.38	0.00	256	119	PEAK		2	2321.70	-2.18	54.00	-56.18	--	--	--	--	--	256	119	AVERAGE		<div><p>Site : 03CH11-HY Condition: PEAK_74 3m 91200_01620_240828 HORIZONTAL : RBW:1000.000kHz VBW:3000.000kHz SMT:Auto Detector : PEAK Mode : 2 Setting : 7F Plane : Z with adapter</p><table><tr><th></th><th>Freq</th><th>Level</th><th>Limit</th><th>Line</th><th>Margin</th><th>Read</th><th>Ant</th><th>Cable</th><th>Preamp</th><th>Aux</th><th>APos</th><th>TPos</th><th>Remark</th></tr><tr><th></th><th>MHz</th><th>dBuV/m</th><th>dBuV/m</th><th>dB</th><th>dB</th><th>dBuV</th><th>dB/m</th><th>dB</th><th>dB</th><th>dB</th><th>cm</th><th>deg</th><th></th></tr><tr><td>1</td><td>2440.00</td><td>105.32</td><td>-----</td><td>-----</td><td>-----</td><td>103.77</td><td>27.60</td><td>7.26</td><td>33.31</td><td>0.00</td><td>256</td><td>119</td><td>PEAK</td></tr><tr><td>2</td><td>2440.00</td><td>59.37</td><td>-----</td><td>-----</td><td>-----</td><td>--</td><td>--</td><td>--</td><td>--</td><td>--</td><td>256</td><td>119</td><td>AVERAGE</td></tr></table></div>		Freq	Level	Limit	Line	Margin	Read	Ant	Cable	Preamp	Aux	APos	TPos	Remark		MHz	dBuV/m	dBuV/m	dB	dB	dBuV	dB/m	dB	dB	dB	cm	deg		1	2440.00	105.32	-----	-----	-----	103.77	27.60	7.26	33.31	0.00	256	119	PEAK	2	2440.00	59.37	-----	-----	-----	--	--	--	--	--	256	119	AVERAGE
	Freq	Level	Limit	Line	Margin	Read	Ant	Cable	Preamp	Aux	APos	TPos	Remark																																																																																																					
	MHz	dBuV/m	dBuV/m	dB	dB	dBuV	dB/m	dB	dB	dB	cm	deg																																																																																																						
1	2321.70	43.77	74.00	-30.23	42.88	27.18	7.09	33.38	0.00	256	119	PEAK																																																																																																						
2	2321.70	-2.18	54.00	-56.18	--	--	--	--	--	256	119	AVERAGE																																																																																																						
	Freq	Level	Limit	Line	Margin	Read	Ant	Cable	Preamp	Aux	APos	TPos	Remark																																																																																																					
	MHz	dBuV/m	dBuV/m	dB	dB	dBuV	dB/m	dB	dB	dB	cm	deg																																																																																																						
1	2440.00	105.32	-----	-----	-----	103.77	27.60	7.26	33.31	0.00	256	119	PEAK																																																																																																					
2	2440.00	59.37	-----	-----	-----	--	--	--	--	--	256	119	AVERAGE																																																																																																					

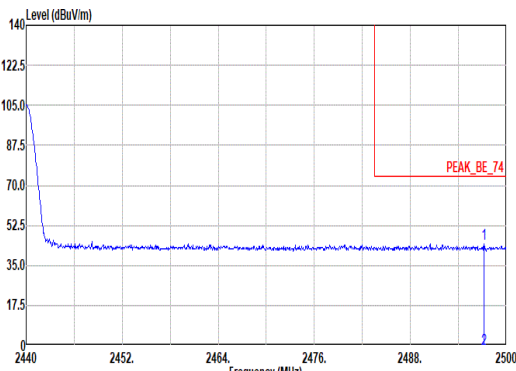


Mode	2																																																							
	Band Edge - R																																																							
	2400-2483.5_Bluetooth-LE ASK _CH38_2440MHz																																																							
ANT	1																																																							
Pol.	Horizontal	Fundamental																																																						
Peak	<div><p>Site : 03CH11-HY Condition: PEAK_BE_74 3m 91280_01620_240828 HORIZONTAL : RBW:1000.000kHz VBW:3000.000kHz SMT:Auto Detector : PEAK Mode : 2 Setting : 7F Plane : Z with adapter</p><table><tr><th></th><th>Freq</th><th>Level</th><th>Limit</th><th>Line</th><th>Margin</th><th>Read</th><th>Ant</th><th>Cable</th><th>Preamp</th><th>Aux</th><th>APos</th><th>TPos</th><th>Remark</th></tr><tr><th></th><th>MHz</th><th>dBuV/m</th><th>dBuV/m</th><th>dB</th><th>dB</th><th>dBuV</th><th>dB/m</th><th>dB</th><th>dB</th><th>dB</th><th>cm</th><th>deg</th><th></th></tr><tr><td>1</td><td>2490.34</td><td>43.92</td><td>74.00</td><td>-30.08</td><td>41.97</td><td>27.90</td><td>7.33</td><td>33.28</td><td>0.00</td><td>256</td><td>119</td><td>PEAK</td></tr><tr><td>2</td><td>2490.34</td><td>-2.03</td><td>54.00</td><td>-56.03</td><td>--</td><td>--</td><td>--</td><td>--</td><td>--</td><td>256</td><td>119</td><td>AVERAGE</td></tr></table></div>		Freq	Level	Limit	Line	Margin	Read	Ant	Cable	Preamp	Aux	APos	TPos	Remark		MHz	dBuV/m	dBuV/m	dB	dB	dBuV	dB/m	dB	dB	dB	cm	deg		1	2490.34	43.92	74.00	-30.08	41.97	27.90	7.33	33.28	0.00	256	119	PEAK	2	2490.34	-2.03	54.00	-56.03	--	--	--	--	--	256	119	AVERAGE	Blank
	Freq	Level	Limit	Line	Margin	Read	Ant	Cable	Preamp	Aux	APos	TPos	Remark																																											
	MHz	dBuV/m	dBuV/m	dB	dB	dBuV	dB/m	dB	dB	dB	cm	deg																																												
1	2490.34	43.92	74.00	-30.08	41.97	27.90	7.33	33.28	0.00	256	119	PEAK																																												
2	2490.34	-2.03	54.00	-56.03	--	--	--	--	--	256	119	AVERAGE																																												



Mode	2																																																																																																																											
	Band Edge - L																																																																																																																											
	2400-2483.5_Bluetooth-LE ASK _CH38_2440MHz																																																																																																																											
ANT	1																																																																																																																											
Pol.	Vertical						Fundamental																																																																																																																					
Peak																																																																																																																												
	Site : 03CH11-HY Condition: PEAK_BE_74 3m 91200_01620_240828 VERTICAL : RBW:1000.000kHz VBW:3000.000kHz SMT:Auto Detector : PEAK Mode : 2 Setting : 7F Plane : Z with adapter						Site : 03CH11-HY Condition: PEAK_74 3m 91200_01620_240828 VERTICAL : RBW:1000.000kHz VBW:3000.000kHz SMT:Auto Detector : PEAK Mode : 2 Setting : 7F Plane : Z with adapter																																																																																																																					
	<table><tr><th></th><th>Limit</th><th>Read</th><th>Ant</th><th>Cable</th><th>Preamp</th><th>Aux</th><th>APos</th><th>TPos</th><th></th></tr><tr><th>Freq</th><th>Level</th><th>Line</th><th>Margin</th><th>Level</th><th>Factor</th><th>Loss</th><th>Factor</th><th>Factor</th><th>Remark</th></tr><tr><th></th><th>MHz</th><th>dBuV/m</th><th>dBuV/m</th><th>dB</th><th>dBuV</th><th>dB/m</th><th>dB</th><th>dB</th><th>cm</th><th>deg</th></tr><tr><td>1</td><td>2346.27</td><td>43.24</td><td>74.00</td><td>-30.76</td><td>42.32</td><td>27.16</td><td>7.13</td><td>33.37</td><td>0.00</td><td>100</td><td>358</td><td>PEAK</td></tr><tr><td>2</td><td>2346.27</td><td>-2.71</td><td>54.00</td><td>-56.71</td><td>--</td><td>--</td><td>--</td><td>--</td><td>--</td><td>100</td><td>358</td><td>AVERAGE</td></tr></table>							Limit	Read	Ant	Cable	Preamp	Aux	APos	TPos		Freq	Level	Line	Margin	Level	Factor	Loss	Factor	Factor	Remark		MHz	dBuV/m	dBuV/m	dB	dBuV	dB/m	dB	dB	cm	deg	1	2346.27	43.24	74.00	-30.76	42.32	27.16	7.13	33.37	0.00	100	358	PEAK	2	2346.27	-2.71	54.00	-56.71	--	--	--	--	--	100	358	AVERAGE	<table><tr><th></th><th>Limit</th><th>Read</th><th>Ant</th><th>Cable</th><th>Preamp</th><th>Aux</th><th>APos</th><th>TPos</th><th></th></tr><tr><th>Freq</th><th>Level</th><th>Line</th><th>Margin</th><th>Level</th><th>Factor</th><th>Loss</th><th>Factor</th><th>Factor</th><th>Remark</th></tr><tr><th></th><th>MHz</th><th>dBuV/m</th><th>dBuV/m</th><th>dB</th><th>dBuV</th><th>dB/m</th><th>dB</th><th>dB</th><th>cm</th><th>deg</th></tr><tr><td>1</td><td>2440.00</td><td>105.14</td><td>-----</td><td>-----</td><td>103.59</td><td>27.60</td><td>7.26</td><td>33.31</td><td>0.00</td><td>100</td><td>358</td><td>PEAK</td></tr><tr><td>2</td><td>2440.00</td><td>59.19</td><td>-----</td><td>-----</td><td>--</td><td>--</td><td>--</td><td>--</td><td>--</td><td>100</td><td>358</td><td>AVERAGE</td></tr></table>						Limit	Read	Ant	Cable	Preamp	Aux	APos	TPos		Freq	Level	Line	Margin	Level	Factor	Loss	Factor	Factor	Remark		MHz	dBuV/m	dBuV/m	dB	dBuV	dB/m	dB	dB	cm	deg	1	2440.00	105.14	-----	-----	103.59	27.60	7.26	33.31	0.00	100	358	PEAK	2	2440.00	59.19	-----	-----	--	--	--	--	--	100	358
	Limit	Read	Ant	Cable	Preamp	Aux	APos	TPos																																																																																																																				
Freq	Level	Line	Margin	Level	Factor	Loss	Factor	Factor	Remark																																																																																																																			
	MHz	dBuV/m	dBuV/m	dB	dBuV	dB/m	dB	dB	cm	deg																																																																																																																		
1	2346.27	43.24	74.00	-30.76	42.32	27.16	7.13	33.37	0.00	100	358	PEAK																																																																																																																
2	2346.27	-2.71	54.00	-56.71	--	--	--	--	--	100	358	AVERAGE																																																																																																																
	Limit	Read	Ant	Cable	Preamp	Aux	APos	TPos																																																																																																																				
Freq	Level	Line	Margin	Level	Factor	Loss	Factor	Factor	Remark																																																																																																																			
	MHz	dBuV/m	dBuV/m	dB	dBuV	dB/m	dB	dB	cm	deg																																																																																																																		
1	2440.00	105.14	-----	-----	103.59	27.60	7.26	33.31	0.00	100	358	PEAK																																																																																																																
2	2440.00	59.19	-----	-----	--	--	--	--	--	100	358	AVERAGE																																																																																																																

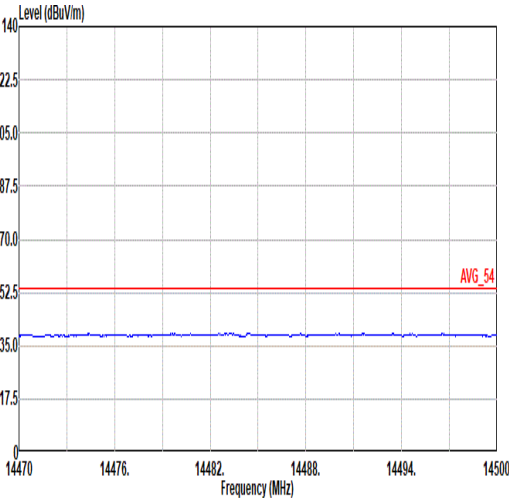
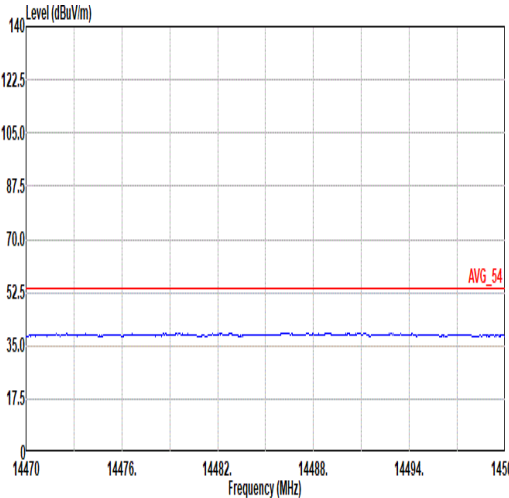
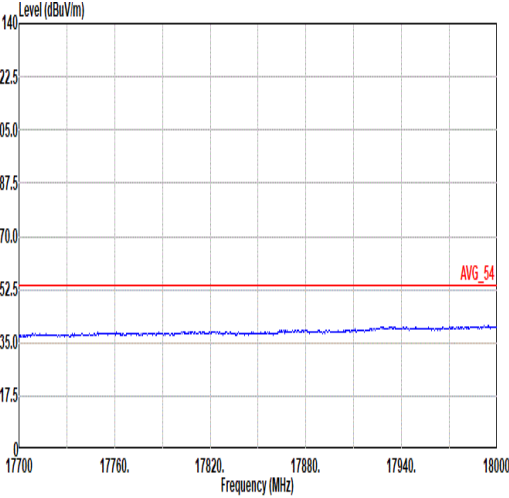
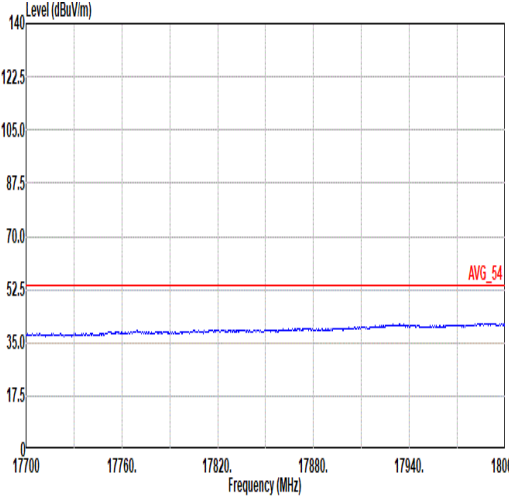


Mode	2																																																									
	Band Edge - R																																																									
	2400-2483.5_Bluetooth-LE ASK _CH38_2440MHz																																																									
ANT	1																																																									
Pol.	Vertical	Fundamental																																																								
Peak	<div><p>Site : 03CH11-HY Condition: PEAK_BE_74 3m 91280_01620_240828 VERTICAL : RBW:1000.000kHz VBW:3000.000kHz SMT:Auto Detector : PEAK Mode : 2 Setting : 7F Plane : Z with adapter</p><table><tr><th></th><th>Freq</th><th>Level</th><th>Limit</th><th>Line</th><th>Margin</th><th>Read</th><th>Ant</th><th>Cable</th><th>Preamp</th><th>Aux</th><th>APos</th><th>TPos</th><th>Remark</th></tr><tr><th></th><th>MHz</th><th>dBuV/m</th><th>dBuV/m</th><th>dB</th><th></th><th>dBuV</th><th>dB/m</th><th>dB</th><th>dB</th><th>dB</th><th>cm</th><th>deg</th><th></th></tr><tr><td>1</td><td>2497.18</td><td>44.61</td><td>74.00</td><td>-29.39</td><td></td><td>42.64</td><td>27.90</td><td>7.34</td><td>33.27</td><td>0.00</td><td>100</td><td>358</td><td>PEAK</td></tr><tr><td>2</td><td>2497.18</td><td>-1.34</td><td>54.00</td><td>-55.34</td><td></td><td>--</td><td>--</td><td>--</td><td>--</td><td>--</td><td>100</td><td>358</td><td>AVERAGE</td></tr></table></div>		Freq	Level	Limit	Line	Margin	Read	Ant	Cable	Preamp	Aux	APos	TPos	Remark		MHz	dBuV/m	dBuV/m	dB		dBuV	dB/m	dB	dB	dB	cm	deg		1	2497.18	44.61	74.00	-29.39		42.64	27.90	7.34	33.27	0.00	100	358	PEAK	2	2497.18	-1.34	54.00	-55.34		--	--	--	--	--	100	358	AVERAGE	Blank
	Freq	Level	Limit	Line	Margin	Read	Ant	Cable	Preamp	Aux	APos	TPos	Remark																																													
	MHz	dBuV/m	dBuV/m	dB		dBuV	dB/m	dB	dB	dB	cm	deg																																														
1	2497.18	44.61	74.00	-29.39		42.64	27.90	7.34	33.27	0.00	100	358	PEAK																																													
2	2497.18	-1.34	54.00	-55.34		--	--	--	--	--	100	358	AVERAGE																																													

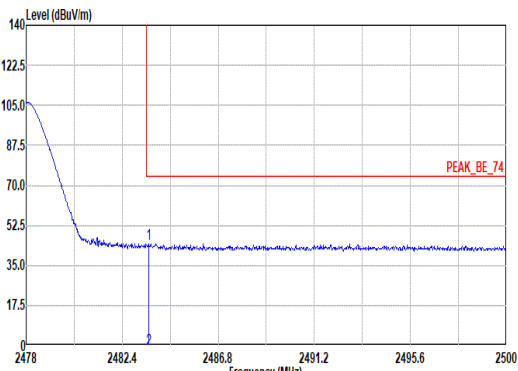
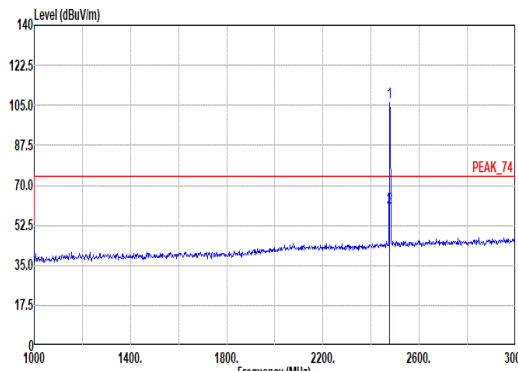


Mode	2																																																																																																																															
	Harmonic																																																																																																																															
	2400-2483.5_Bluetooth-LE ASK _CH38_2440MHz																																																																																																																															
ANT	1																																																																																																																															
Pol.	Horizontal	Vertical																																																																																																																														
Peak Avg	<div><p>Level (dBuV/m)</p><p>Frequency (MHz)</p><p>PEAK_74</p><p>AVG_54</p></div> <div><p>Site : 03CH11-HY Condition: PEAK_74 3m 91280_01620_240828 HORIZONTAL Mode : 2 Setting : 7F Plane : Z with adapter</p><table><tr><th>Limit</th><th>Read</th><th>Ant</th><th>Cable</th><th>Preamp</th><th>Aux</th><th>APos</th><th>TPos</th><th>Remark</th></tr><tr><th>Freq Level Line Margin</th><th>Level Factor</th><th>Loss Factor</th><th>Factor</th><th></th><th></th><th></th><th></th><th></th></tr><tr><th>MHz dBuV/m dBuV/m dB</th><th>dBuV</th><th>dB/m</th><th>dB</th><th>dB</th><th>dB</th><th>dB</th><th>cm</th><th>deg</th></tr><tr><td>1 4880.00 40.55 74.00 -33.45</td><td>63.89</td><td>32.72</td><td>10.10</td><td>66.70</td><td>0.54</td><td>--</td><td>--</td><td>PEAK</td></tr><tr><td>2 4880.00 -5.40 54.00 -59.40</td><td>--</td><td>--</td><td>--</td><td>--</td><td>--</td><td>--</td><td>--</td><td>Average</td></tr><tr><td>3 7320.00 41.80 74.00 -32.20</td><td>57.75</td><td>36.76</td><td>12.76</td><td>65.78</td><td>0.31</td><td>--</td><td>--</td><td>PEAK</td></tr><tr><td>4 7320.00 -4.15 54.00 -58.15</td><td>--</td><td>--</td><td>--</td><td>--</td><td>--</td><td>--</td><td>--</td><td>Average</td></tr></table></div>	Limit	Read	Ant	Cable	Preamp	Aux	APos	TPos	Remark	Freq Level Line Margin	Level Factor	Loss Factor	Factor						MHz dBuV/m dBuV/m dB	dBuV	dB/m	dB	dB	dB	dB	cm	deg	1 4880.00 40.55 74.00 -33.45	63.89	32.72	10.10	66.70	0.54	--	--	PEAK	2 4880.00 -5.40 54.00 -59.40	--	--	--	--	--	--	--	Average	3 7320.00 41.80 74.00 -32.20	57.75	36.76	12.76	65.78	0.31	--	--	PEAK	4 7320.00 -4.15 54.00 -58.15	--	--	--	--	--	--	--	Average	<div><p>Level (dBuV/m)</p><p>Frequency (MHz)</p><p>PEAK_74</p><p>AVG_54</p></div> <div><p>Site : 03CH11-HY Condition: PEAK_74 3m 91280_01620_240828 VERTICAL Mode : 2 Setting : 7F Plane : Z with adapter</p><table><tr><th>Limit</th><th>Read</th><th>Ant</th><th>Cable</th><th>Preamp</th><th>Aux</th><th>APos</th><th>TPos</th><th>Remark</th></tr><tr><th>Freq Level Line Margin</th><th>Level Factor</th><th>Loss Factor</th><th>Factor</th><th></th><th></th><th></th><th></th><th></th></tr><tr><th>MHz dBuV/m dBuV/m dB</th><th>dBuV</th><th>dB/m</th><th>dB</th><th>dB</th><th>dB</th><th>dB</th><th>cm</th><th>deg</th></tr><tr><td>1 4880.00 40.52 74.00 -33.48</td><td>63.86</td><td>32.72</td><td>10.10</td><td>66.70</td><td>0.54</td><td>--</td><td>--</td><td>PEAK</td></tr><tr><td>2 4880.00 -5.43 54.00 -59.43</td><td>--</td><td>--</td><td>--</td><td>--</td><td>--</td><td>--</td><td>--</td><td>Average</td></tr><tr><td>3 7320.00 41.63 74.00 -32.37</td><td>57.58</td><td>36.76</td><td>12.76</td><td>65.78</td><td>0.31</td><td>--</td><td>--</td><td>PEAK</td></tr><tr><td>4 7320.00 -4.32 54.00 -58.32</td><td>--</td><td>--</td><td>--</td><td>--</td><td>--</td><td>--</td><td>--</td><td>Average</td></tr></table></div>	Limit	Read	Ant	Cable	Preamp	Aux	APos	TPos	Remark	Freq Level Line Margin	Level Factor	Loss Factor	Factor						MHz dBuV/m dBuV/m dB	dBuV	dB/m	dB	dB	dB	dB	cm	deg	1 4880.00 40.52 74.00 -33.48	63.86	32.72	10.10	66.70	0.54	--	--	PEAK	2 4880.00 -5.43 54.00 -59.43	--	--	--	--	--	--	--	Average	3 7320.00 41.63 74.00 -32.37	57.58	36.76	12.76	65.78	0.31	--	--	PEAK	4 7320.00 -4.32 54.00 -58.32	--	--	--	--	--	--	--	Average
	Limit	Read	Ant	Cable	Preamp	Aux	APos	TPos	Remark																																																																																																																							
Freq Level Line Margin	Level Factor	Loss Factor	Factor																																																																																																																													
MHz dBuV/m dBuV/m dB	dBuV	dB/m	dB	dB	dB	dB	cm	deg																																																																																																																								
1 4880.00 40.55 74.00 -33.45	63.89	32.72	10.10	66.70	0.54	--	--	PEAK																																																																																																																								
2 4880.00 -5.40 54.00 -59.40	--	--	--	--	--	--	--	Average																																																																																																																								
3 7320.00 41.80 74.00 -32.20	57.75	36.76	12.76	65.78	0.31	--	--	PEAK																																																																																																																								
4 7320.00 -4.15 54.00 -58.15	--	--	--	--	--	--	--	Average																																																																																																																								
Limit	Read	Ant	Cable	Preamp	Aux	APos	TPos	Remark																																																																																																																								
Freq Level Line Margin	Level Factor	Loss Factor	Factor																																																																																																																													
MHz dBuV/m dBuV/m dB	dBuV	dB/m	dB	dB	dB	dB	cm	deg																																																																																																																								
1 4880.00 40.52 74.00 -33.48	63.86	32.72	10.10	66.70	0.54	--	--	PEAK																																																																																																																								
2 4880.00 -5.43 54.00 -59.43	--	--	--	--	--	--	--	Average																																																																																																																								
3 7320.00 41.63 74.00 -32.37	57.58	36.76	12.76	65.78	0.31	--	--	PEAK																																																																																																																								
4 7320.00 -4.32 54.00 -58.32	--	--	--	--	--	--	--	Average																																																																																																																								

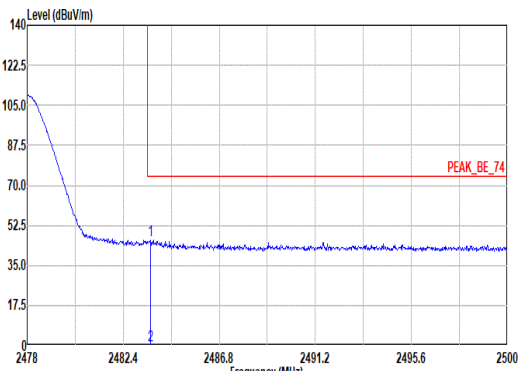
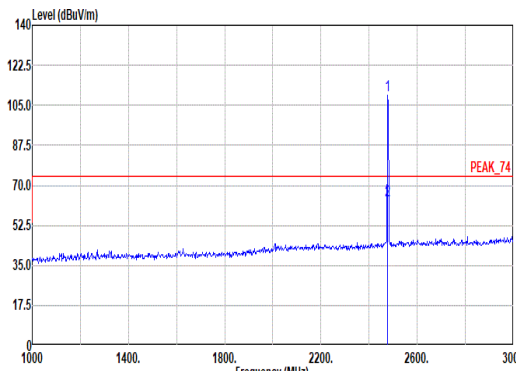


Mode	2	
	Harmonic	
	2400-2483.5_Bluetooth-LE ASK _CH38_2440MHz	
ANT	1	
Pol.	Horizontal	Vertical
14.47G ~14.5G Avg	 <p>Site : 03CH11-HY Condition: AVG_54 3m 91280_01620_240828 HORIZONTAL Mode : 2 Setting : 7F Plane : Z with adapter</p>	 <p>Site : 03CH11-HY Condition: AVG_54 3m 91280_01620_240828 VERTICAL Mode : 2 Setting : 7F Plane : Z with adapter</p>
17.7G ~18G Avg	 <p>Site : 03CH11-HY Condition: AVG_54 3m 91280_01620_240828 HORIZONTAL Mode : 2 Setting : 7F Plane : Z with adapter</p>	 <p>Site : 03CH11-HY Condition: AVG_54 3m 91280_01620_240828 VERTICAL Mode : 2 Setting : 7F Plane : Z with adapter</p>

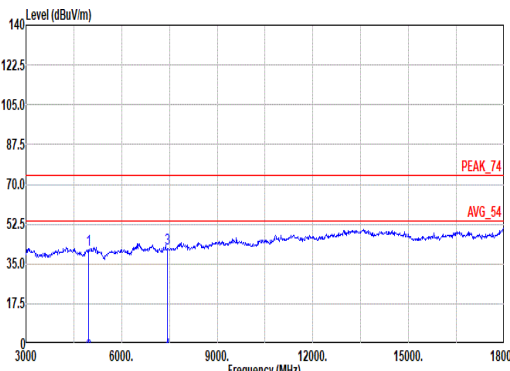
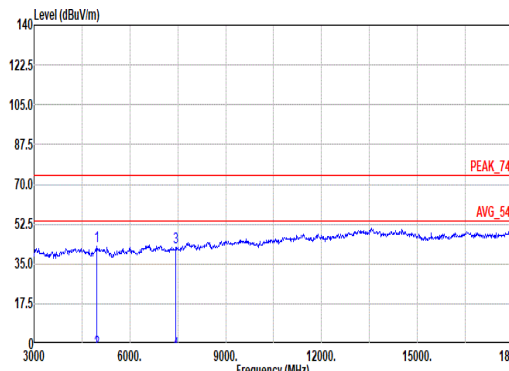


Mode	3																																																																																																																								
	Band Edge																																																																																																																								
	2400-2483.5_Bluetooth-LE ASK _CH76_2478MHz																																																																																																																								
ANT	1																																																																																																																								
Pol.	Horizontal						Fundamental																																																																																																																		
Peak	<div><p>Site : 03CH11-HY Condition: PEAK_BE_74 3m 91200_01620_240828 HORIZONTAL : RBW:1000.000kHz VBW:3000.000kHz SMT:Auto Detector : PEAK Mode : 3 Setting : 7F Plane : Z with adapter</p><table><tr><th></th><th>Limit</th><th>Read</th><th>Ant</th><th>Cable</th><th>Preamp</th><th>Aux</th><th>APos</th><th>TPos</th><th></th></tr><tr><th>Freq</th><th>Level</th><th>Line</th><th>Margin</th><th>Level</th><th>Factor</th><th>Loss</th><th>Factor</th><th>Factor</th><th>Remark</th></tr><tr><th></th><th>MHz</th><th>dBuV/m</th><th>dBuV/m</th><th>dB</th><th>dBuV</th><th>dB/m</th><th>dB</th><th>dB</th><th>cm</th><th>deg</th></tr><tr><td>1</td><td>2483.61</td><td>44.34</td><td>74.00</td><td>-29.66</td><td>42.46</td><td>27.84</td><td>7.32</td><td>33.28</td><td>0.00</td><td>315</td><td>23 PEAK</td></tr><tr><td>2</td><td>2483.61</td><td>-1.61</td><td>54.00</td><td>-55.61</td><td>--</td><td>--</td><td>--</td><td>--</td><td>--</td><td>315</td><td>23 AVERAGE</td></tr></table></div>							Limit	Read	Ant	Cable	Preamp	Aux	APos	TPos		Freq	Level	Line	Margin	Level	Factor	Loss	Factor	Factor	Remark		MHz	dBuV/m	dBuV/m	dB	dBuV	dB/m	dB	dB	cm	deg	1	2483.61	44.34	74.00	-29.66	42.46	27.84	7.32	33.28	0.00	315	23 PEAK	2	2483.61	-1.61	54.00	-55.61	--	--	--	--	--	315	23 AVERAGE	<div><p>Site : 03CH11-HY Condition: PEAK_74 3m 91200_01620_240828 HORIZONTAL : RBW:1000.000kHz VBW:3000.000kHz SMT:Auto Detector : PEAK Mode : 3 Setting : 7F Plane : Z with adapter</p><table><tr><th></th><th>Limit</th><th>Read</th><th>Ant</th><th>Cable</th><th>Preamp</th><th>Aux</th><th>APos</th><th>TPos</th><th></th></tr><tr><th>Freq</th><th>Level</th><th>Line</th><th>Margin</th><th>Level</th><th>Factor</th><th>Loss</th><th>Factor</th><th>Factor</th><th>Remark</th></tr><tr><th></th><th>MHz</th><th>dBuV/m</th><th>dBuV/m</th><th>dB</th><th>dBuV</th><th>dB/m</th><th>dB</th><th>dB</th><th>cm</th><th>deg</th></tr><tr><td>1</td><td>2478.00</td><td>106.39</td><td>-----</td><td>-----</td><td>104.58</td><td>27.78</td><td>7.31</td><td>33.28</td><td>0.00</td><td>315</td><td>23 PEAK</td></tr><tr><td>2</td><td>2478.00</td><td>60.44</td><td>-----</td><td>-----</td><td>--</td><td>--</td><td>--</td><td>--</td><td>--</td><td>315</td><td>23 AVERAGE</td></tr></table></div>						Limit	Read	Ant	Cable	Preamp	Aux	APos	TPos		Freq	Level	Line	Margin	Level	Factor	Loss	Factor	Factor	Remark		MHz	dBuV/m	dBuV/m	dB	dBuV	dB/m	dB	dB	cm	deg	1	2478.00	106.39	-----	-----	104.58	27.78	7.31	33.28	0.00	315	23 PEAK	2	2478.00	60.44	-----	-----	--	--	--	--	--	315	23 AVERAGE
	Limit	Read	Ant	Cable	Preamp	Aux	APos	TPos																																																																																																																	
Freq	Level	Line	Margin	Level	Factor	Loss	Factor	Factor	Remark																																																																																																																
	MHz	dBuV/m	dBuV/m	dB	dBuV	dB/m	dB	dB	cm	deg																																																																																																															
1	2483.61	44.34	74.00	-29.66	42.46	27.84	7.32	33.28	0.00	315	23 PEAK																																																																																																														
2	2483.61	-1.61	54.00	-55.61	--	--	--	--	--	315	23 AVERAGE																																																																																																														
	Limit	Read	Ant	Cable	Preamp	Aux	APos	TPos																																																																																																																	
Freq	Level	Line	Margin	Level	Factor	Loss	Factor	Factor	Remark																																																																																																																
	MHz	dBuV/m	dBuV/m	dB	dBuV	dB/m	dB	dB	cm	deg																																																																																																															
1	2478.00	106.39	-----	-----	104.58	27.78	7.31	33.28	0.00	315	23 PEAK																																																																																																														
2	2478.00	60.44	-----	-----	--	--	--	--	--	315	23 AVERAGE																																																																																																														

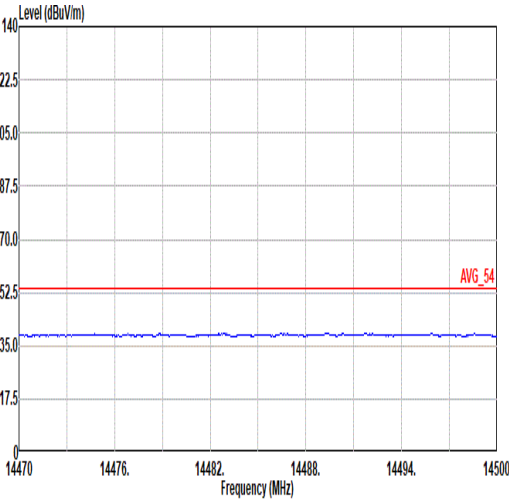
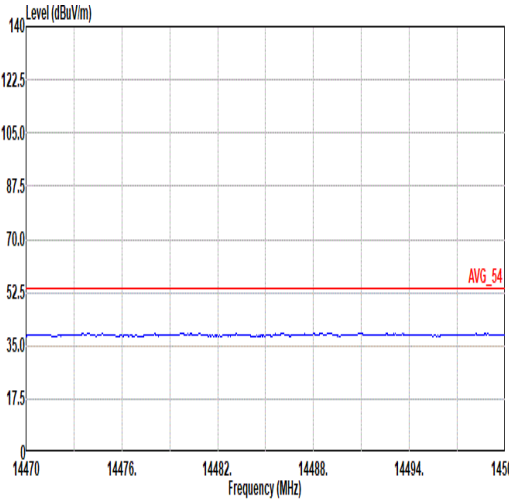
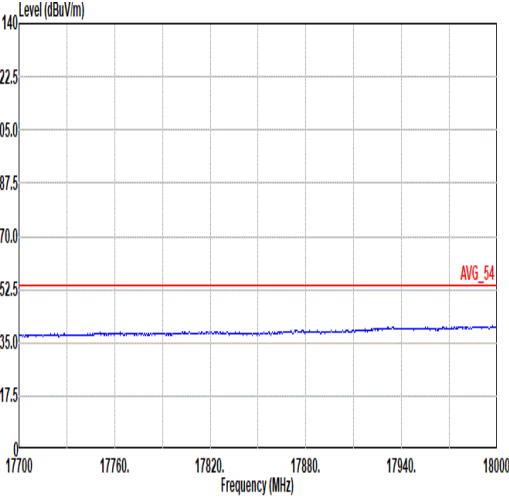
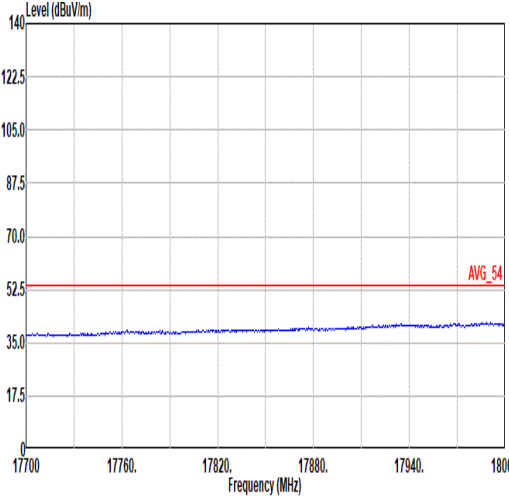


Mode	3																																																																																																																			
	Band Edge																																																																																																																			
	2400-2483.5_Bluetooth-LE ASK _CH76_2478MHz																																																																																																																			
ANT	1																																																																																																																			
Pol.	Vertical	Fundamental																																																																																																																		
Peak	<div><p>Site : 03CH11-HY Condition: PEAK_BE_74 3m 91200_01620_240828 VERTICAL : RBW:1000.000kHz VBW:3000.000kHz SMT:Auto Detector : PEAK Mode : 3 Setting : 7F Plane : Z with adapter</p><table><tr><th></th><th>Limit</th><th>Read</th><th>Ant</th><th>Cable</th><th>Preamp</th><th>Aux</th><th>APos</th><th>TPos</th><th></th></tr><tr><th>Freq</th><th>Level</th><th>Line</th><th>Margin</th><th>Level</th><th>Factor</th><th>Loss</th><th>Factor</th><th>Factor</th><th>Remark</th></tr><tr><th></th><th>MHz</th><th>dBuV/m</th><th>dBuV/m</th><th>dB</th><th>dBuV</th><th>dB/m</th><th>dB</th><th>dB</th><th>cm</th><th>deg</th></tr><tr><td>1</td><td>2483.65</td><td>45.89</td><td>74.00</td><td>-28.11</td><td>44.01</td><td>27.84</td><td>7.32</td><td>33.28</td><td>0.00</td><td>144</td><td>354</td><td>PEAK</td></tr><tr><td>2</td><td>2483.65</td><td>-0.06</td><td>54.00</td><td>-54.06</td><td>--</td><td>--</td><td>--</td><td>--</td><td>--</td><td>144</td><td>354</td><td>AVERAGE</td></tr></table></div>		Limit	Read	Ant	Cable	Preamp	Aux	APos	TPos		Freq	Level	Line	Margin	Level	Factor	Loss	Factor	Factor	Remark		MHz	dBuV/m	dBuV/m	dB	dBuV	dB/m	dB	dB	cm	deg	1	2483.65	45.89	74.00	-28.11	44.01	27.84	7.32	33.28	0.00	144	354	PEAK	2	2483.65	-0.06	54.00	-54.06	--	--	--	--	--	144	354	AVERAGE	<div><p>Site : 03CH11-HY Condition: PEAK_74 3m 91200_01620_240828 VERTICAL : RBW:1000.000kHz VBW:3000.000kHz SMT:Auto Detector : PEAK Mode : 3 Setting : 7F Plane : Z with adapter</p><table><tr><th></th><th>Limit</th><th>Read</th><th>Ant</th><th>Cable</th><th>Preamp</th><th>Aux</th><th>APos</th><th>TPos</th><th></th></tr><tr><th>Freq</th><th>Level</th><th>Line</th><th>Margin</th><th>Level</th><th>Factor</th><th>Loss</th><th>Factor</th><th>Factor</th><th>Remark</th></tr><tr><th></th><th>MHz</th><th>dBuV/m</th><th>dBuV/m</th><th>dB</th><th>dBuV</th><th>dB/m</th><th>dB</th><th>dB</th><th>cm</th><th>deg</th></tr><tr><td>1</td><td>2478.00</td><td>109.25</td><td>-----</td><td>-----</td><td>107.44</td><td>27.78</td><td>7.31</td><td>33.28</td><td>0.00</td><td>144</td><td>354</td><td>PEAK</td></tr><tr><td>2</td><td>2478.00</td><td>63.30</td><td>-----</td><td>-----</td><td>--</td><td>--</td><td>--</td><td>--</td><td>--</td><td>144</td><td>354</td><td>AVERAGE</td></tr></table></div>		Limit	Read	Ant	Cable	Preamp	Aux	APos	TPos		Freq	Level	Line	Margin	Level	Factor	Loss	Factor	Factor	Remark		MHz	dBuV/m	dBuV/m	dB	dBuV	dB/m	dB	dB	cm	deg	1	2478.00	109.25	-----	-----	107.44	27.78	7.31	33.28	0.00	144	354	PEAK	2	2478.00	63.30	-----	-----	--	--	--	--	--	144	354	AVERAGE
	Limit	Read	Ant	Cable	Preamp	Aux	APos	TPos																																																																																																												
Freq	Level	Line	Margin	Level	Factor	Loss	Factor	Factor	Remark																																																																																																											
	MHz	dBuV/m	dBuV/m	dB	dBuV	dB/m	dB	dB	cm	deg																																																																																																										
1	2483.65	45.89	74.00	-28.11	44.01	27.84	7.32	33.28	0.00	144	354	PEAK																																																																																																								
2	2483.65	-0.06	54.00	-54.06	--	--	--	--	--	144	354	AVERAGE																																																																																																								
	Limit	Read	Ant	Cable	Preamp	Aux	APos	TPos																																																																																																												
Freq	Level	Line	Margin	Level	Factor	Loss	Factor	Factor	Remark																																																																																																											
	MHz	dBuV/m	dBuV/m	dB	dBuV	dB/m	dB	dB	cm	deg																																																																																																										
1	2478.00	109.25	-----	-----	107.44	27.78	7.31	33.28	0.00	144	354	PEAK																																																																																																								
2	2478.00	63.30	-----	-----	--	--	--	--	--	144	354	AVERAGE																																																																																																								

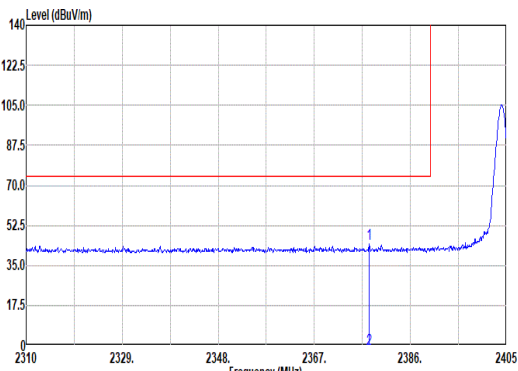
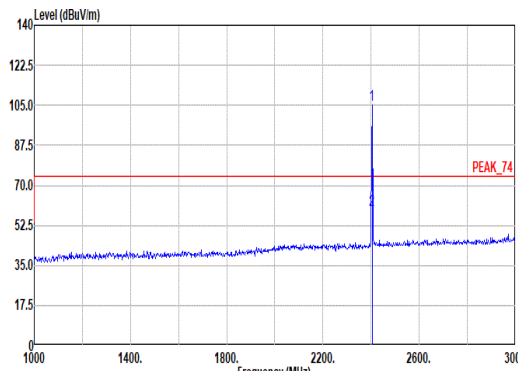


Mode	3																																																																																																																																																																																							
	Harmonic																																																																																																																																																																																							
	2400-2483.5_Bluetooth-LE ASK_CH76_2478MHz																																																																																																																																																																																							
ANT	1																																																																																																																																																																																							
Pol.	Horizontal											Vertical																																																																																																																																																																												
Peak Avg																																																																																																																																																																																								
	<p>Site : 03CH11-HY Condition: PEAK_74 3m 91280_01620_240828 HORIZONTAL Mode : 3 Setting : 7F Plane : Z with adapter</p> <table><thead><tr><th></th><th>Freq</th><th>Limit</th><th>Read</th><th>Ant</th><th>Cable</th><th>Preamp</th><th>Aux</th><th>APos</th><th>TPos</th><th>Remark</th></tr><tr><th></th><th>MHz</th><th>Level</th><th>Line</th><th>Margin</th><th>Level</th><th>Factor</th><th>Loss</th><th>Factor</th><th>Factor</th><th></th></tr><tr><th></th><th>MHz</th><th>dBuV/m</th><th>dBuV/m</th><th>dB</th><th>dBuV</th><th>dB/m</th><th>dB</th><th>dB</th><th>dB</th><th>cm</th><th>deg</th></tr></thead><tbody><tr><td>1</td><td>4956.00</td><td>40.96</td><td>74.00</td><td>-33.04</td><td>63.68</td><td>33.01</td><td>10.34</td><td>66.64</td><td>0.57</td><td>--</td><td>--</td><td>PEAK</td></tr><tr><td>2</td><td>4956.00</td><td>-4.99</td><td>54.00</td><td>-58.99</td><td>--</td><td>--</td><td>--</td><td>--</td><td>--</td><td>--</td><td>--</td><td>Average</td></tr><tr><td>3</td><td>7434.00</td><td>41.63</td><td>74.00</td><td>-32.37</td><td>58.17</td><td>36.26</td><td>12.81</td><td>65.92</td><td>0.31</td><td>--</td><td>--</td><td>PEAK</td></tr><tr><td>4</td><td>7434.00</td><td>-4.32</td><td>54.00</td><td>-58.32</td><td>--</td><td>--</td><td>--</td><td>--</td><td>--</td><td>--</td><td>--</td><td>Average</td></tr></tbody></table>												Freq	Limit	Read	Ant	Cable	Preamp	Aux	APos	TPos	Remark		MHz	Level	Line	Margin	Level	Factor	Loss	Factor	Factor			MHz	dBuV/m	dBuV/m	dB	dBuV	dB/m	dB	dB	dB	cm	deg	1	4956.00	40.96	74.00	-33.04	63.68	33.01	10.34	66.64	0.57	--	--	PEAK	2	4956.00	-4.99	54.00	-58.99	--	--	--	--	--	--	--	Average	3	7434.00	41.63	74.00	-32.37	58.17	36.26	12.81	65.92	0.31	--	--	PEAK	4	7434.00	-4.32	54.00	-58.32	--	--	--	--	--	--	--	Average	<p>Site : 03CH11-HY Condition: PEAK_74 3m 91280_01620_240828 VERTICAL Mode : 3 Setting : 7F Plane : Z with adapter</p> <table><thead><tr><th></th><th>Freq</th><th>Limit</th><th>Read</th><th>Ant</th><th>Cable</th><th>Preamp</th><th>Aux</th><th>APos</th><th>TPos</th><th>Remark</th></tr><tr><th></th><th>MHz</th><th>Level</th><th>Line</th><th>Margin</th><th>Level</th><th>Factor</th><th>Loss</th><th>Factor</th><th>Factor</th><th></th></tr><tr><th></th><th>MHz</th><th>dBuV/m</th><th>dBuV/m</th><th>dB</th><th>dBuV</th><th>dB/m</th><th>dB</th><th>dB</th><th>dB</th><th>cm</th><th>deg</th></tr></thead><tbody><tr><td>1</td><td>4956.00</td><td>42.65</td><td>74.00</td><td>-31.35</td><td>65.37</td><td>33.01</td><td>10.34</td><td>66.64</td><td>0.57</td><td>--</td><td>--</td><td>PEAK</td></tr><tr><td>2</td><td>4956.00</td><td>-3.30</td><td>54.00</td><td>-57.30</td><td>--</td><td>--</td><td>--</td><td>--</td><td>--</td><td>--</td><td>--</td><td>Average</td></tr><tr><td>3</td><td>7434.00</td><td>42.42</td><td>74.00</td><td>-31.58</td><td>58.96</td><td>36.26</td><td>12.81</td><td>65.92</td><td>0.31</td><td>--</td><td>--</td><td>PEAK</td></tr><tr><td>4</td><td>7434.00</td><td>-3.53</td><td>54.00</td><td>-57.53</td><td>--</td><td>--</td><td>--</td><td>--</td><td>--</td><td>--</td><td>--</td><td>Average</td></tr></tbody></table>			Freq	Limit	Read	Ant	Cable	Preamp	Aux	APos	TPos	Remark		MHz	Level	Line	Margin	Level	Factor	Loss	Factor	Factor			MHz	dBuV/m	dBuV/m	dB	dBuV	dB/m	dB	dB	dB	cm	deg	1	4956.00	42.65	74.00	-31.35	65.37	33.01	10.34	66.64	0.57	--	--	PEAK	2	4956.00	-3.30	54.00	-57.30	--	--	--	--	--	--	--	Average	3	7434.00	42.42	74.00	-31.58	58.96	36.26	12.81	65.92	0.31	--	--	PEAK	4	7434.00	-3.53	54.00	-57.53	--	--	--	--	--	--	--
	Freq	Limit	Read	Ant	Cable	Preamp	Aux	APos	TPos	Remark																																																																																																																																																																														
	MHz	Level	Line	Margin	Level	Factor	Loss	Factor	Factor																																																																																																																																																																															
	MHz	dBuV/m	dBuV/m	dB	dBuV	dB/m	dB	dB	dB	cm	deg																																																																																																																																																																													
1	4956.00	40.96	74.00	-33.04	63.68	33.01	10.34	66.64	0.57	--	--	PEAK																																																																																																																																																																												
2	4956.00	-4.99	54.00	-58.99	--	--	--	--	--	--	--	Average																																																																																																																																																																												
3	7434.00	41.63	74.00	-32.37	58.17	36.26	12.81	65.92	0.31	--	--	PEAK																																																																																																																																																																												
4	7434.00	-4.32	54.00	-58.32	--	--	--	--	--	--	--	Average																																																																																																																																																																												
	Freq	Limit	Read	Ant	Cable	Preamp	Aux	APos	TPos	Remark																																																																																																																																																																														
	MHz	Level	Line	Margin	Level	Factor	Loss	Factor	Factor																																																																																																																																																																															
	MHz	dBuV/m	dBuV/m	dB	dBuV	dB/m	dB	dB	dB	cm	deg																																																																																																																																																																													
1	4956.00	42.65	74.00	-31.35	65.37	33.01	10.34	66.64	0.57	--	--	PEAK																																																																																																																																																																												
2	4956.00	-3.30	54.00	-57.30	--	--	--	--	--	--	--	Average																																																																																																																																																																												
3	7434.00	42.42	74.00	-31.58	58.96	36.26	12.81	65.92	0.31	--	--	PEAK																																																																																																																																																																												
4	7434.00	-3.53	54.00	-57.53	--	--	--	--	--	--	--	Average																																																																																																																																																																												

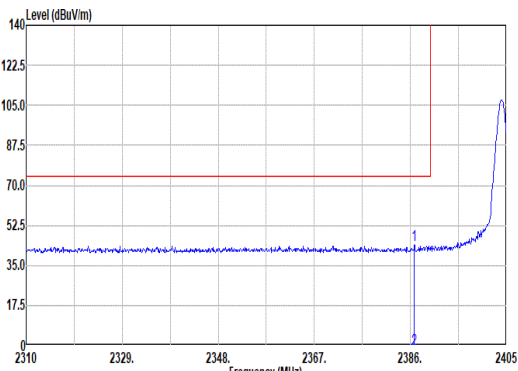
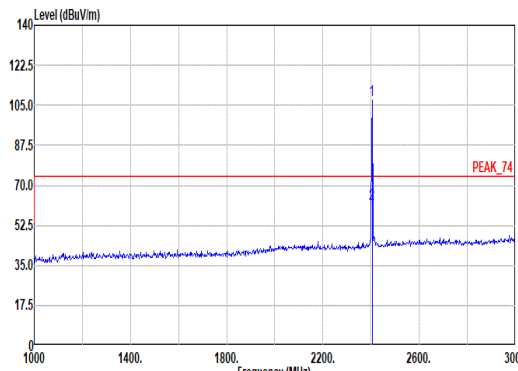


Mode	3	
	Harmonic	
	2400-2483.5_Bluetooth-LE ASK _CH76_2478MHz	
ANT	1	
Pol.	Horizontal	Vertical
14.47G ~14.5G Avg	 <p>Site : 03CH11-HY Condition: AVG_54 3m 91280_01620_240828 HORIZONTAL Mode : 3 Setting : 7F Plane : Z with adapter</p>	 <p>Site : 03CH11-HY Condition: AVG_54 3m 91280_01620_240828 VERTICAL Mode : 3 Setting : 7F Plane : Z with adapter</p>
17.7G ~18G Avg	 <p>Site : 03CH11-HY Condition: AVG_54 3m 91280_01620_240828 HORIZONTAL Mode : 3 Setting : 7F Plane : Z with adapter</p>	 <p>Site : 03CH11-HY Condition: AVG_54 3m 91280_01620_240828 VERTICAL Mode : 3 Setting : 7F Plane : Z with adapter</p>

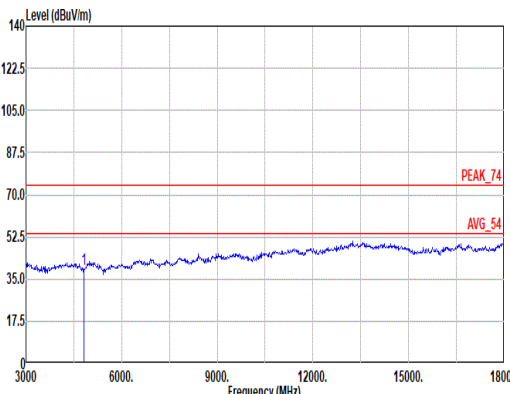
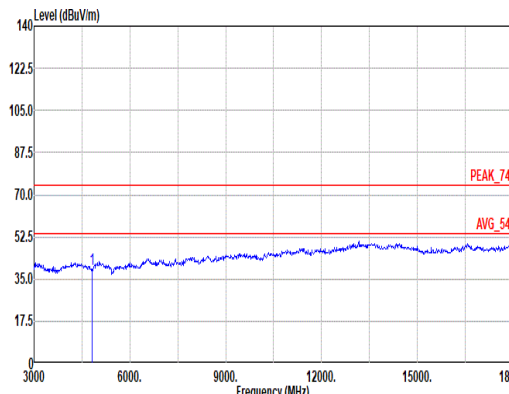


Mode	4																																																																																																																											
	Band Edge																																																																																																																											
	2400-2483.5_Bluetooth-LE ASK_CH02_2404MHz																																																																																																																											
ANT	1																																																																																																																											
Pol.	Horizontal						Fundamental																																																																																																																					
Peak	<div><p>Site : 03CH11-HY Condition: PEAK_BE_74 3m 91200_01620_240828 HORIZONTAL : RBW:1000.000kHz VBW:3000.000kHz SMT:Auto Detector : PEAK Mode : 4 Setting : 7F Plane : Z with adapter</p><table><tr><th></th><th>Freq</th><th>Level</th><th>Limit</th><th>Line</th><th>Margin</th><th>Read</th><th>Ant</th><th>Cable</th><th>Preamp</th><th>Aux</th><th>APos</th><th>TPos</th><th>Remark</th></tr><tr><th></th><th>MHz</th><th>dBuV/m</th><th>dBuV/m</th><th>dB</th><th>dB</th><th>dBuV</th><th>dB/m</th><th>dB</th><th>dB</th><th>dB</th><th>cm</th><th>deg</th><th></th></tr><tr><td>1</td><td>2377.83</td><td>44.23</td><td>74.00</td><td>-29.77</td><td>43.21</td><td>27.20</td><td>7.17</td><td>33.35</td><td>0.00</td><td>257</td><td>222</td><td>PEAK</td><td></td></tr><tr><td>2</td><td>2377.83</td><td>-1.67</td><td>54.00</td><td>-55.67</td><td>--</td><td>--</td><td>--</td><td>--</td><td>--</td><td>--</td><td>--</td><td>--</td><td>AVERAGE</td></tr></table></div>							Freq	Level	Limit	Line	Margin	Read	Ant	Cable	Preamp	Aux	APos	TPos	Remark		MHz	dBuV/m	dBuV/m	dB	dB	dBuV	dB/m	dB	dB	dB	cm	deg		1	2377.83	44.23	74.00	-29.77	43.21	27.20	7.17	33.35	0.00	257	222	PEAK		2	2377.83	-1.67	54.00	-55.67	--	--	--	--	--	--	--	--	AVERAGE	<div><p>Site : 03CH11-HY Condition: PEAK_74 3m 91200_01620_240828 HORIZONTAL : RBW:1000.000kHz VBW:3000.000kHz SMT:Auto Detector : PEAK Mode : 4 Setting : 7F Plane : Z with adapter</p><table><tr><th></th><th>Freq</th><th>Level</th><th>Limit</th><th>Line</th><th>Margin</th><th>Read</th><th>Ant</th><th>Cable</th><th>Preamp</th><th>Aux</th><th>APos</th><th>TPos</th><th>Remark</th></tr><tr><th></th><th>MHz</th><th>dBuV/m</th><th>dBuV/m</th><th>dB</th><th>dB</th><th>dBuV</th><th>dB/m</th><th>dB</th><th>dB</th><th>dB</th><th>cm</th><th>deg</th><th></th></tr><tr><td>1</td><td>2404.00</td><td>105.01</td><td>-----</td><td>-----</td><td>103.73</td><td>27.40</td><td>7.21</td><td>33.33</td><td>0.00</td><td>257</td><td>222</td><td>PEAK</td><td></td></tr><tr><td>2</td><td>2404.00</td><td>59.11</td><td>-----</td><td>-----</td><td>--</td><td>--</td><td>--</td><td>--</td><td>--</td><td>--</td><td>--</td><td>--</td><td>AVERAGE</td></tr></table></div>							Freq	Level	Limit	Line	Margin	Read	Ant	Cable	Preamp	Aux	APos	TPos	Remark		MHz	dBuV/m	dBuV/m	dB	dB	dBuV	dB/m	dB	dB	dB	cm	deg		1	2404.00	105.01	-----	-----	103.73	27.40	7.21	33.33	0.00	257	222	PEAK		2	2404.00	59.11	-----	-----	--	--	--	--	--	--	--	--	AVERAGE
	Freq	Level	Limit	Line	Margin	Read	Ant	Cable	Preamp	Aux	APos	TPos	Remark																																																																																																															
	MHz	dBuV/m	dBuV/m	dB	dB	dBuV	dB/m	dB	dB	dB	cm	deg																																																																																																																
1	2377.83	44.23	74.00	-29.77	43.21	27.20	7.17	33.35	0.00	257	222	PEAK																																																																																																																
2	2377.83	-1.67	54.00	-55.67	--	--	--	--	--	--	--	--	AVERAGE																																																																																																															
	Freq	Level	Limit	Line	Margin	Read	Ant	Cable	Preamp	Aux	APos	TPos	Remark																																																																																																															
	MHz	dBuV/m	dBuV/m	dB	dB	dBuV	dB/m	dB	dB	dB	cm	deg																																																																																																																
1	2404.00	105.01	-----	-----	103.73	27.40	7.21	33.33	0.00	257	222	PEAK																																																																																																																
2	2404.00	59.11	-----	-----	--	--	--	--	--	--	--	--	AVERAGE																																																																																																															

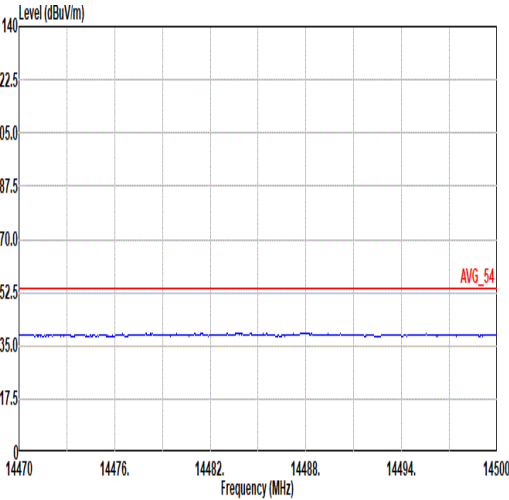
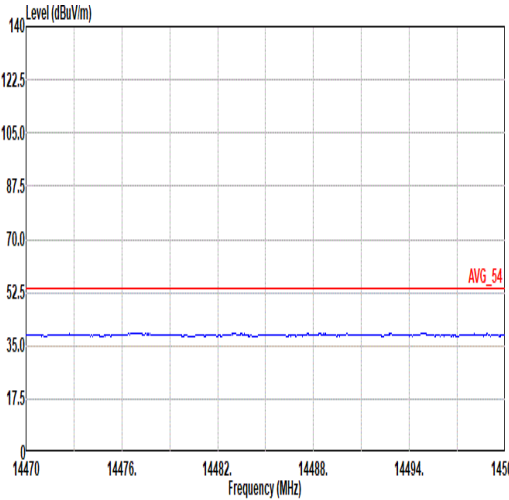
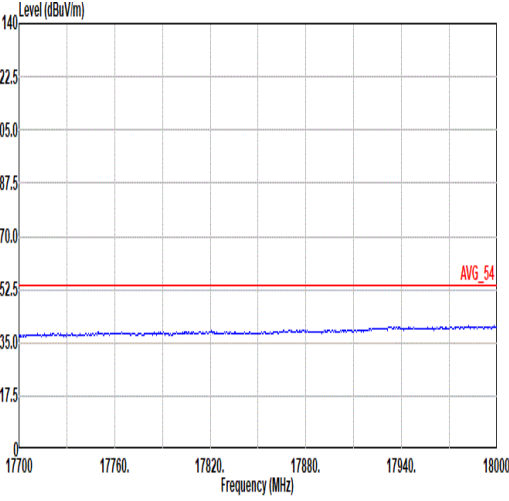
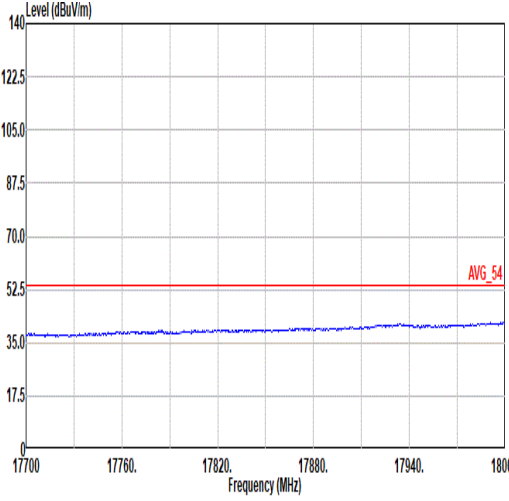


Mode	4																																																																																																																										
	Band Edge																																																																																																																										
	2400-2483.5_Bluetooth-LE ASK _CH02_2404MHz																																																																																																																										
ANT	1																																																																																																																										
Pol.	Vertical							Fundamental																																																																																																																			
Peak																																																																																																																											
	Site : 03CH11-HY Condition: PEAK_BE_74 3m 91200_01620_240828 VERTICAL : RBW:1000.000kHz VBW:3000.000kHz SMT:Auto Detector : PEAK Mode : 4 Setting : 7F Plane : Z with adapter							Site : 03CH11-HY Condition: PEAK_74 3m 91200_01620_240828 VERTICAL : RBW:1000.000kHz VBW:3000.000kHz SMT:Auto Detector : PEAK Mode : 4 Setting : 7F Plane : Z with adapter																																																																																																																			
	<table><thead><tr><th></th><th>Freq</th><th>Level</th><th>Limit</th><th>Line</th><th>Margin</th><th>Read</th><th>Ant</th><th>Cable</th><th>Preamp</th><th>Aux</th><th>APos</th><th>TPos</th><th>Remark</th></tr><tr><th></th><th>MHz</th><th>dBuV/m</th><th>dBuV/m</th><th>dB</th><th>dB</th><th>dBuV</th><th>dB/m</th><th>dB</th><th>dB</th><th>dB</th><th>cm</th><th>deg</th><th></th></tr></thead><tbody><tr><td>1</td><td>2386.76</td><td>44.09</td><td>74.00</td><td>-29.91</td><td>42.98</td><td>27.27</td><td>7.18</td><td>33.34</td><td>0.00</td><td>154</td><td>184</td><td>PEAK</td></tr><tr><td>2</td><td>2386.76</td><td>-1.81</td><td>54.00</td><td>-55.81</td><td>--</td><td>--</td><td>--</td><td>--</td><td>--</td><td>--</td><td>--</td><td>--</td><td>AVERAGE</td></tr></tbody></table>								Freq	Level	Limit	Line	Margin	Read	Ant	Cable	Preamp	Aux	APos	TPos	Remark		MHz	dBuV/m	dBuV/m	dB	dB	dBuV	dB/m	dB	dB	dB	cm	deg		1	2386.76	44.09	74.00	-29.91	42.98	27.27	7.18	33.34	0.00	154	184	PEAK	2	2386.76	-1.81	54.00	-55.81	--	--	--	--	--	--	--	--	AVERAGE	<table><thead><tr><th></th><th>Freq</th><th>Level</th><th>Limit</th><th>Line</th><th>Margin</th><th>Read</th><th>Ant</th><th>Cable</th><th>Preamp</th><th>Aux</th><th>APos</th><th>TPos</th><th>Remark</th></tr><tr><th></th><th>MHz</th><th>dBuV/m</th><th>dBuV/m</th><th>dB</th><th>dB</th><th>dBuV</th><th>dB/m</th><th>dB</th><th>dB</th><th>dB</th><th>cm</th><th>deg</th><th></th></tr></thead><tbody><tr><td>1</td><td>2404.00</td><td>107.50</td><td>-----</td><td>-----</td><td>106.22</td><td>27.40</td><td>7.21</td><td>33.33</td><td>0.00</td><td>154</td><td>184</td><td>PEAK</td></tr><tr><td>2</td><td>2404.00</td><td>61.61</td><td>-----</td><td>-----</td><td>--</td><td>--</td><td>--</td><td>--</td><td>--</td><td>--</td><td>--</td><td>--</td><td>AVERAGE</td></tr></tbody></table>								Freq	Level	Limit	Line	Margin	Read	Ant	Cable	Preamp	Aux	APos	TPos	Remark		MHz	dBuV/m	dBuV/m	dB	dB	dBuV	dB/m	dB	dB	dB	cm	deg		1	2404.00	107.50	-----	-----	106.22	27.40	7.21	33.33	0.00	154	184	PEAK	2	2404.00	61.61	-----	-----	--	--	--	--	--	--	--	--
	Freq	Level	Limit	Line	Margin	Read	Ant	Cable	Preamp	Aux	APos	TPos	Remark																																																																																																														
	MHz	dBuV/m	dBuV/m	dB	dB	dBuV	dB/m	dB	dB	dB	cm	deg																																																																																																															
1	2386.76	44.09	74.00	-29.91	42.98	27.27	7.18	33.34	0.00	154	184	PEAK																																																																																																															
2	2386.76	-1.81	54.00	-55.81	--	--	--	--	--	--	--	--	AVERAGE																																																																																																														
	Freq	Level	Limit	Line	Margin	Read	Ant	Cable	Preamp	Aux	APos	TPos	Remark																																																																																																														
	MHz	dBuV/m	dBuV/m	dB	dB	dBuV	dB/m	dB	dB	dB	cm	deg																																																																																																															
1	2404.00	107.50	-----	-----	106.22	27.40	7.21	33.33	0.00	154	184	PEAK																																																																																																															
2	2404.00	61.61	-----	-----	--	--	--	--	--	--	--	--	AVERAGE																																																																																																														

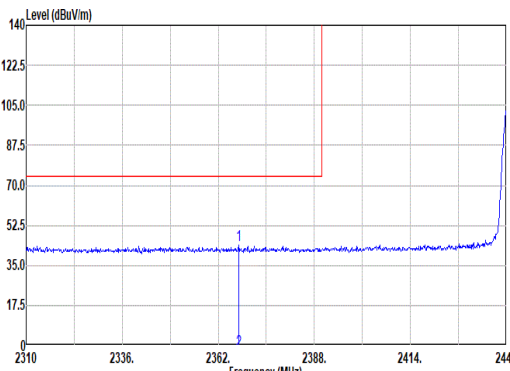
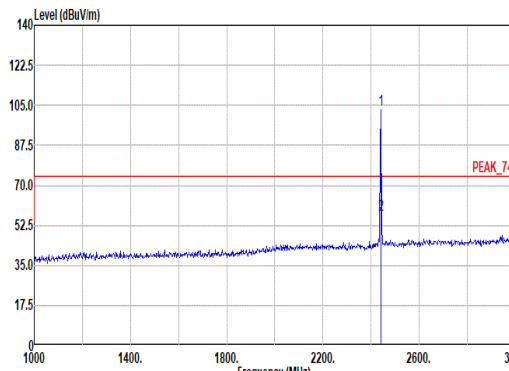


Mode	4																																																																																																																								
	Harmonic																																																																																																																								
	2400-2483.5_Bluetooth-LE ASK _CH02_2404MHz																																																																																																																								
ANT	1																																																																																																																								
Pol.	Horizontal						Vertical																																																																																																																		
Peak Avg																																																																																																																									
	<p>Site : 03CH11-HY Condition: PEAK_74 3m 91200_01620_240828 HORIZONTAL Mode : 4 Setting : 7F Plane : Z with adapter</p> <table><thead><tr><th></th><th>Limit</th><th>Read</th><th>Ant</th><th>Cable</th><th>Preamp</th><th>Aux</th><th>APos</th><th>TPos</th><th></th></tr><tr><th>Freq</th><th>Level</th><th>Line</th><th>Margin</th><th>Level</th><th>Factor</th><th>Loss</th><th>Factor</th><th>Factor</th><th>Remark</th></tr><tr><th></th><th>MHz</th><th>dBuV/m</th><th>dBuV/m</th><th>dB</th><th>dBuV</th><th>dB/m</th><th>dB</th><th>dB</th><th>cm</th><th>deg</th></tr></thead><tbody><tr><td>1</td><td>4808.00</td><td>39.20</td><td>74.00</td><td>-34.80</td><td>63.22</td><td>32.35</td><td>9.88</td><td>66.75</td><td>0.50</td><td>--</td><td>PEAK</td></tr><tr><td>2</td><td>4808.00</td><td>-6.70</td><td>54.00</td><td>-60.70</td><td>--</td><td>--</td><td>--</td><td>--</td><td>--</td><td>--</td><td>Average</td></tr></tbody></table>							Limit	Read	Ant	Cable	Preamp	Aux	APos	TPos		Freq	Level	Line	Margin	Level	Factor	Loss	Factor	Factor	Remark		MHz	dBuV/m	dBuV/m	dB	dBuV	dB/m	dB	dB	cm	deg	1	4808.00	39.20	74.00	-34.80	63.22	32.35	9.88	66.75	0.50	--	PEAK	2	4808.00	-6.70	54.00	-60.70	--	--	--	--	--	--	Average	<p>Site : 03CH11-HY Condition: PEAK_74 3m 91200_01620_240828 VERTICAL Mode : 4 Setting : 7F Plane : Z with adapter</p> <table><thead><tr><th></th><th>Limit</th><th>Read</th><th>Ant</th><th>Cable</th><th>Preamp</th><th>Aux</th><th>APos</th><th>TPos</th><th></th></tr><tr><th>Freq</th><th>Level</th><th>Line</th><th>Margin</th><th>Level</th><th>Factor</th><th>Loss</th><th>Factor</th><th>Factor</th><th>Remark</th></tr><tr><th></th><th>MHz</th><th>dBuV/m</th><th>dBuV/m</th><th>dB</th><th>dBuV</th><th>dB/m</th><th>dB</th><th>dB</th><th>cm</th><th>deg</th></tr></thead><tbody><tr><td>1</td><td>4808.00</td><td>38.96</td><td>74.00</td><td>-35.04</td><td>62.98</td><td>32.35</td><td>9.88</td><td>66.75</td><td>0.50</td><td>--</td><td>PEAK</td></tr><tr><td>2</td><td>4808.00</td><td>-6.94</td><td>54.00</td><td>-60.94</td><td>--</td><td>--</td><td>--</td><td>--</td><td>--</td><td>--</td><td>Average</td></tr></tbody></table>							Limit	Read	Ant	Cable	Preamp	Aux	APos	TPos		Freq	Level	Line	Margin	Level	Factor	Loss	Factor	Factor	Remark		MHz	dBuV/m	dBuV/m	dB	dBuV	dB/m	dB	dB	cm	deg	1	4808.00	38.96	74.00	-35.04	62.98	32.35	9.88	66.75	0.50	--	PEAK	2	4808.00	-6.94	54.00	-60.94	--	--	--	--	--	--
	Limit	Read	Ant	Cable	Preamp	Aux	APos	TPos																																																																																																																	
Freq	Level	Line	Margin	Level	Factor	Loss	Factor	Factor	Remark																																																																																																																
	MHz	dBuV/m	dBuV/m	dB	dBuV	dB/m	dB	dB	cm	deg																																																																																																															
1	4808.00	39.20	74.00	-34.80	63.22	32.35	9.88	66.75	0.50	--	PEAK																																																																																																														
2	4808.00	-6.70	54.00	-60.70	--	--	--	--	--	--	Average																																																																																																														
	Limit	Read	Ant	Cable	Preamp	Aux	APos	TPos																																																																																																																	
Freq	Level	Line	Margin	Level	Factor	Loss	Factor	Factor	Remark																																																																																																																
	MHz	dBuV/m	dBuV/m	dB	dBuV	dB/m	dB	dB	cm	deg																																																																																																															
1	4808.00	38.96	74.00	-35.04	62.98	32.35	9.88	66.75	0.50	--	PEAK																																																																																																														
2	4808.00	-6.94	54.00	-60.94	--	--	--	--	--	--	Average																																																																																																														

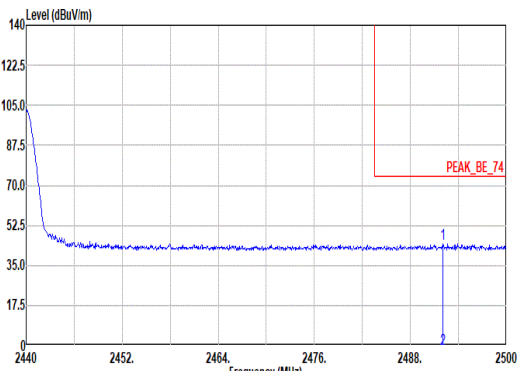


Mode	4	
	Harmonic	
	2400-2483.5_Bluetooth-LE ASK_CH02_2404MHz	
ANT	1	
Pol.	Horizontal	Vertical
14.47G ~14.5G Avg	 <p>Site : 03CH11-HY Condition: AVG_54 3m 91280_01620_240828 HORIZONTAL Mode : 4 Setting : 7F Plane : Z with adapter</p>	 <p>Site : 03CH11-HY Condition: AVG_54 3m 91280_01620_240828 VERTICAL Mode : 4 Setting : 7F Plane : Z with adapter</p>
	 <p>Site : 03CH11-HY Condition: AVG_54 3m 91280_01620_240828 HORIZONTAL Mode : 4 Setting : 7F Plane : Z with adapter</p>	 <p>Site : 03CH11-HY Condition: AVG_54 3m 91280_01620_240828 VERTICAL Mode : 4 Setting : 7F Plane : Z with adapter</p>

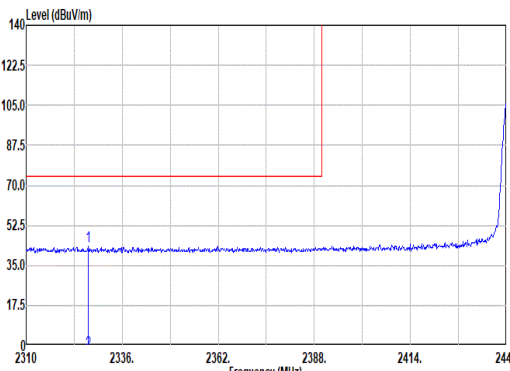
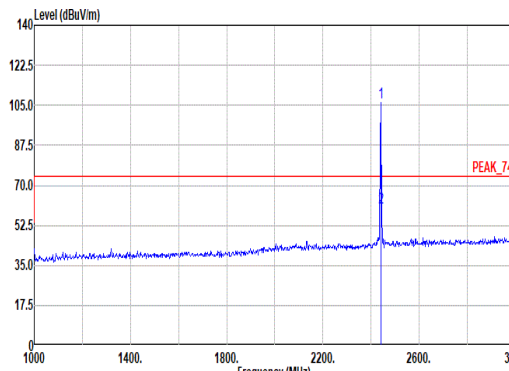


Mode	5																																																																																																																													
	Band Edge - L																																																																																																																													
	2400-2483.5_Bluetooth-LE ASK _CH38_2440MHz																																																																																																																													
ANT	1																																																																																																																													
Pol.	Horizontal						Fundamental																																																																																																																							
Peak	<div><p>Site : 03CH11-HY Condition: PEAK_BE_74 3m 91200_01620_240828 HORIZONTAL : RBW:1000.000kHz VBW:3000.000kHz SMT:Auto Detector : PEAK Mode : 5 Setting : 7F Plane : Z with adapter</p><table><tr><th></th><th>Limit</th><th>Read</th><th>Ant</th><th>Cable</th><th>Preamp</th><th>Aux</th><th>APos</th><th>TPos</th><th></th></tr><tr><th>Freq</th><th>Level</th><th>Line</th><th>Margin</th><th>Level</th><th>Factor</th><th>Loss</th><th>Factor</th><th>Factor</th><th>Remark</th></tr><tr><th></th><th>MHz</th><th>dBuV/m</th><th>dBuV/m</th><th>dB</th><th>dBuV</th><th>dB/m</th><th>dB</th><th>dB</th><th>cm</th><th>deg</th></tr><tr><td>1</td><td>2367.46</td><td>43.80</td><td>74.00</td><td>-30.20</td><td>42.79</td><td>27.20</td><td>7.16</td><td>33.35</td><td>0.00</td><td>200</td><td>225</td><td>PEAK</td></tr><tr><td>2</td><td>2367.46</td><td>-2.10</td><td>54.00</td><td>-56.10</td><td>--</td><td>--</td><td>--</td><td>--</td><td>--</td><td>--</td><td>--</td><td>AVERAGE</td></tr></table></div>							Limit	Read	Ant	Cable	Preamp	Aux	APos	TPos		Freq	Level	Line	Margin	Level	Factor	Loss	Factor	Factor	Remark		MHz	dBuV/m	dBuV/m	dB	dBuV	dB/m	dB	dB	cm	deg	1	2367.46	43.80	74.00	-30.20	42.79	27.20	7.16	33.35	0.00	200	225	PEAK	2	2367.46	-2.10	54.00	-56.10	--	--	--	--	--	--	--	AVERAGE	<div><p>Site : 03CH11-HY Condition: PEAK_74 3m 91200_01620_240828 HORIZONTAL : RBW:1000.000kHz VBW:3000.000kHz SMT:Auto Detector : PEAK Mode : 5 Setting : 7F Plane : Z with adapter</p><table><tr><th></th><th>Limit</th><th>Read</th><th>Ant</th><th>Cable</th><th>Preamp</th><th>Aux</th><th>APos</th><th>TPos</th><th></th></tr><tr><th>Freq</th><th>Level</th><th>Line</th><th>Margin</th><th>Level</th><th>Factor</th><th>Loss</th><th>Factor</th><th>Factor</th><th>Remark</th></tr><tr><th></th><th>MHz</th><th>dBuV/m</th><th>dBuV/m</th><th>dB</th><th>dBuV</th><th>dB/m</th><th>dB</th><th>dB</th><th>cm</th><th>deg</th></tr><tr><td>1</td><td>2440.00</td><td>102.78</td><td>-----</td><td>-----</td><td>101.23</td><td>27.60</td><td>7.26</td><td>33.31</td><td>0.00</td><td>200</td><td>225</td><td>PEAK</td></tr><tr><td>2</td><td>2440.00</td><td>56.88</td><td>-----</td><td>-----</td><td>--</td><td>--</td><td>--</td><td>--</td><td>--</td><td>--</td><td>--</td><td>AVERAGE</td></tr></table></div>							Limit	Read	Ant	Cable	Preamp	Aux	APos	TPos		Freq	Level	Line	Margin	Level	Factor	Loss	Factor	Factor	Remark		MHz	dBuV/m	dBuV/m	dB	dBuV	dB/m	dB	dB	cm	deg	1	2440.00	102.78	-----	-----	101.23	27.60	7.26	33.31	0.00	200	225	PEAK	2	2440.00	56.88	-----	-----	--	--	--	--	--	--	--	AVERAGE
	Limit	Read	Ant	Cable	Preamp	Aux	APos	TPos																																																																																																																						
Freq	Level	Line	Margin	Level	Factor	Loss	Factor	Factor	Remark																																																																																																																					
	MHz	dBuV/m	dBuV/m	dB	dBuV	dB/m	dB	dB	cm	deg																																																																																																																				
1	2367.46	43.80	74.00	-30.20	42.79	27.20	7.16	33.35	0.00	200	225	PEAK																																																																																																																		
2	2367.46	-2.10	54.00	-56.10	--	--	--	--	--	--	--	AVERAGE																																																																																																																		
	Limit	Read	Ant	Cable	Preamp	Aux	APos	TPos																																																																																																																						
Freq	Level	Line	Margin	Level	Factor	Loss	Factor	Factor	Remark																																																																																																																					
	MHz	dBuV/m	dBuV/m	dB	dBuV	dB/m	dB	dB	cm	deg																																																																																																																				
1	2440.00	102.78	-----	-----	101.23	27.60	7.26	33.31	0.00	200	225	PEAK																																																																																																																		
2	2440.00	56.88	-----	-----	--	--	--	--	--	--	--	AVERAGE																																																																																																																		

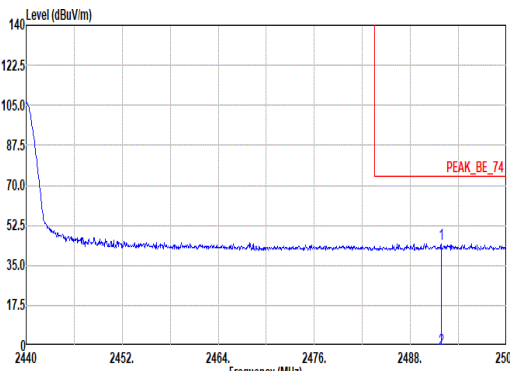


Mode	5																																																								
	Band Edge - R																																																								
	2400-2483.5_Bluetooth-LE ASK _CH38_2440MHz																																																								
ANT	1																																																								
Pol.	Horizontal	Fundamental																																																							
Peak	<div><p>Site : 03CH11-HY Condition: PEAK_BE_74 3m 91280_01620_240828 HORIZONTAL : RBW:1000.000kHz VBW:3000.000kHz SMT:Auto Detector : PEAK Mode : 5 Setting : 7F Plane : Z with adapter</p><table><tr><th></th><th>Freq</th><th>Level</th><th>Limit</th><th>Line</th><th>Margin</th><th>Read</th><th>Ant</th><th>Cable</th><th>Preamp</th><th>Aux</th><th>APos</th><th>TPos</th><th>Remark</th></tr><tr><th></th><th>MHz</th><th>dBuV/m</th><th>dBuV/m</th><th>dB</th><th>dB</th><th>dBuV</th><th>dB/m</th><th>dB</th><th>dB</th><th>dB</th><th>cm</th><th>deg</th><th></th></tr><tr><td>1</td><td>2492.02</td><td>44.34</td><td>74.00</td><td>-29.66</td><td>42.38</td><td>27.90</td><td>7.33</td><td>33.27</td><td>0.00</td><td>200</td><td>225</td><td>PEAK</td></tr><tr><td>2</td><td>2492.02</td><td>-1.57</td><td>54.00</td><td>-55.57</td><td>--</td><td>--</td><td>--</td><td>--</td><td>--</td><td>--</td><td>--</td><td>--</td><td>AVERAGE</td></tr></table></div>		Freq	Level	Limit	Line	Margin	Read	Ant	Cable	Preamp	Aux	APos	TPos	Remark		MHz	dBuV/m	dBuV/m	dB	dB	dBuV	dB/m	dB	dB	dB	cm	deg		1	2492.02	44.34	74.00	-29.66	42.38	27.90	7.33	33.27	0.00	200	225	PEAK	2	2492.02	-1.57	54.00	-55.57	--	--	--	--	--	--	--	--	AVERAGE	Blank
	Freq	Level	Limit	Line	Margin	Read	Ant	Cable	Preamp	Aux	APos	TPos	Remark																																												
	MHz	dBuV/m	dBuV/m	dB	dB	dBuV	dB/m	dB	dB	dB	cm	deg																																													
1	2492.02	44.34	74.00	-29.66	42.38	27.90	7.33	33.27	0.00	200	225	PEAK																																													
2	2492.02	-1.57	54.00	-55.57	--	--	--	--	--	--	--	--	AVERAGE																																												



Mode	5																																																																																																																												
	Band Edge - L																																																																																																																												
	2400-2483.5_Bluetooth-LE ASK _CH38_2440MHz																																																																																																																												
ANT	1																																																																																																																												
Pol.	Vertical						Fundamental																																																																																																																						
Peak																																																																																																																													
	Site : 03CH11-HY Condition: PEAK_BE_74 3m 91200_01620_240828 VERTICAL : RBW:1000.000kHz VBW:3000.000kHz SMT:Auto Detector : PEAK Mode : 5 Setting : 7F Plane : Z with adapter						Site : 03CH11-HY Condition: PEAK_74 3m 91200_01620_240828 VERTICAL : RBW:1000.000kHz VBW:3000.000kHz SMT:Auto Detector : PEAK Mode : 5 Setting : 7F Plane : Z with adapter																																																																																																																						
	<table><tr><th></th><th>Limit</th><th>Read</th><th>Ant</th><th>Cable</th><th>Preamp</th><th>Aux</th><th>APos</th><th>TPos</th><th></th></tr><tr><th>Freq</th><th>Level</th><th>Line</th><th>Margin</th><th>Level</th><th>Factor</th><th>Loss</th><th>Factor</th><th>Factor</th><th>Remark</th></tr><tr><th></th><th>MHz</th><th>dBuV/m</th><th>dBuV/m</th><th>dB</th><th>dBuV</th><th>dB/m</th><th>dB</th><th>dB</th><th>cm</th><th>deg</th></tr><tr><td>1</td><td>2326.77</td><td>43.20</td><td>74.00</td><td>-30.80</td><td>42.35</td><td>27.13</td><td>7.10</td><td>33.38</td><td>0.00</td><td>100</td><td>192</td><td>PEAK</td></tr><tr><td>2</td><td>2326.77</td><td>-2.70</td><td>54.00</td><td>-56.70</td><td>--</td><td>--</td><td>--</td><td>--</td><td>--</td><td>--</td><td>--</td><td>AVERAGE</td></tr></table>							Limit	Read	Ant	Cable	Preamp	Aux	APos	TPos		Freq	Level	Line	Margin	Level	Factor	Loss	Factor	Factor	Remark		MHz	dBuV/m	dBuV/m	dB	dBuV	dB/m	dB	dB	cm	deg	1	2326.77	43.20	74.00	-30.80	42.35	27.13	7.10	33.38	0.00	100	192	PEAK	2	2326.77	-2.70	54.00	-56.70	--	--	--	--	--	--	--	AVERAGE	<table><tr><th></th><th>Limit</th><th>Read</th><th>Ant</th><th>Cable</th><th>Preamp</th><th>Aux</th><th>APos</th><th>TPos</th><th></th></tr><tr><th>Freq</th><th>Level</th><th>Line</th><th>Margin</th><th>Level</th><th>Factor</th><th>Loss</th><th>Factor</th><th>Factor</th><th>Remark</th></tr><tr><th></th><th>MHz</th><th>dBuV/m</th><th>dBuV/m</th><th>dB</th><th>dBuV</th><th>dB/m</th><th>dB</th><th>dB</th><th>cm</th><th>deg</th></tr><tr><td>1</td><td>2440.00</td><td>106.16</td><td>-----</td><td>-----</td><td>104.61</td><td>27.60</td><td>7.26</td><td>33.31</td><td>0.00</td><td>100</td><td>192</td><td>PEAK</td></tr><tr><td>2</td><td>2440.00</td><td>60.27</td><td>-----</td><td>-----</td><td>--</td><td>--</td><td>--</td><td>--</td><td>--</td><td>--</td><td>--</td><td>AVERAGE</td></tr></table>							Limit	Read	Ant	Cable	Preamp	Aux	APos	TPos		Freq	Level	Line	Margin	Level	Factor	Loss	Factor	Factor	Remark		MHz	dBuV/m	dBuV/m	dB	dBuV	dB/m	dB	dB	cm	deg	1	2440.00	106.16	-----	-----	104.61	27.60	7.26	33.31	0.00	100	192	PEAK	2	2440.00	60.27	-----	-----	--	--	--	--	--	--	--
	Limit	Read	Ant	Cable	Preamp	Aux	APos	TPos																																																																																																																					
Freq	Level	Line	Margin	Level	Factor	Loss	Factor	Factor	Remark																																																																																																																				
	MHz	dBuV/m	dBuV/m	dB	dBuV	dB/m	dB	dB	cm	deg																																																																																																																			
1	2326.77	43.20	74.00	-30.80	42.35	27.13	7.10	33.38	0.00	100	192	PEAK																																																																																																																	
2	2326.77	-2.70	54.00	-56.70	--	--	--	--	--	--	--	AVERAGE																																																																																																																	
	Limit	Read	Ant	Cable	Preamp	Aux	APos	TPos																																																																																																																					
Freq	Level	Line	Margin	Level	Factor	Loss	Factor	Factor	Remark																																																																																																																				
	MHz	dBuV/m	dBuV/m	dB	dBuV	dB/m	dB	dB	cm	deg																																																																																																																			
1	2440.00	106.16	-----	-----	104.61	27.60	7.26	33.31	0.00	100	192	PEAK																																																																																																																	
2	2440.00	60.27	-----	-----	--	--	--	--	--	--	--	AVERAGE																																																																																																																	

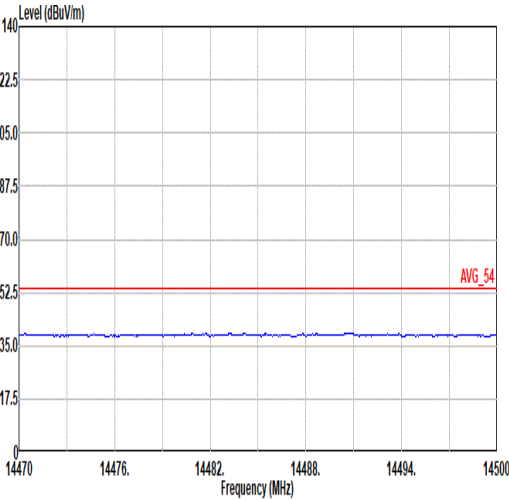
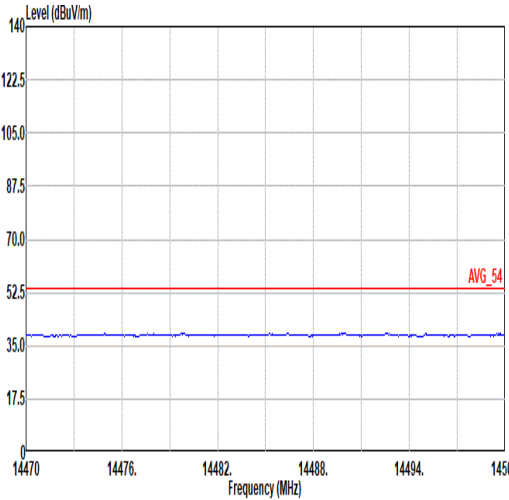
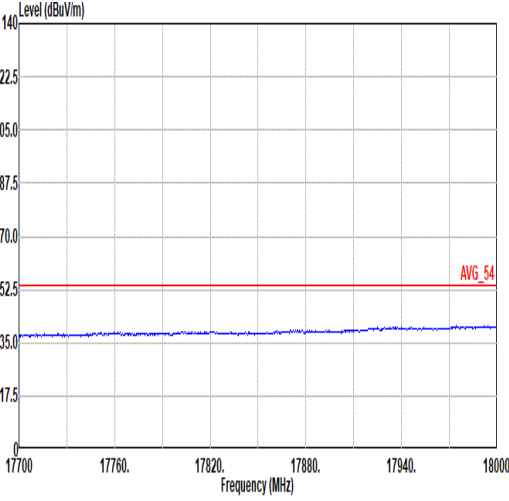
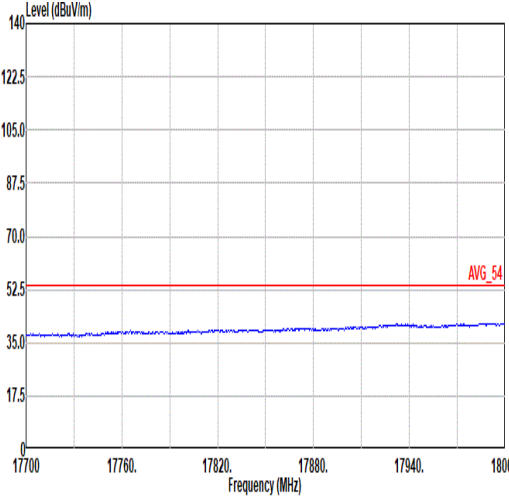


Mode	5																																																								
	Band Edge - R																																																								
	2400-2483.5_Bluetooth-LE ASK _CH38_2440MHz																																																								
ANT	1																																																								
Pol.	Vertical	Fundamental																																																							
Peak	<div><p>Site : 03CH11-HY Condition: PEAK_BE_74 3m 91280_01620_240828 VERTICAL : RBW:1000.000kHz VBW:3000.000kHz SMT:Auto Detector : PEAK Mode : 5 Setting : 7F Plane : Z with adapter</p><table><tr><th></th><th>Freq</th><th>Level</th><th>Limit</th><th>Line</th><th>Margin</th><th>Read</th><th>Ant</th><th>Cable</th><th>Preamp</th><th>Aux</th><th>APos</th><th>TPos</th><th>Remark</th></tr><tr><th></th><th>MHz</th><th>dBuV/m</th><th>dBuV/m</th><th>dB</th><th>dB</th><th>dBuV</th><th>dB/m</th><th>dB</th><th>dB</th><th>dB</th><th>cm</th><th>deg</th><th></th></tr><tr><td>1</td><td>2491.84</td><td>44.52</td><td>74.00</td><td>-29.48</td><td>42.57</td><td>27.90</td><td>7.33</td><td>33.28</td><td>0.00</td><td>100</td><td>192</td><td>PEAK</td></tr><tr><td>2</td><td>2491.84</td><td>-1.39</td><td>54.00</td><td>-55.39</td><td>--</td><td>--</td><td>--</td><td>--</td><td>--</td><td>--</td><td>--</td><td>--</td><td>AVERAGE</td></tr></table></div>		Freq	Level	Limit	Line	Margin	Read	Ant	Cable	Preamp	Aux	APos	TPos	Remark		MHz	dBuV/m	dBuV/m	dB	dB	dBuV	dB/m	dB	dB	dB	cm	deg		1	2491.84	44.52	74.00	-29.48	42.57	27.90	7.33	33.28	0.00	100	192	PEAK	2	2491.84	-1.39	54.00	-55.39	--	--	--	--	--	--	--	--	AVERAGE	Blank
	Freq	Level	Limit	Line	Margin	Read	Ant	Cable	Preamp	Aux	APos	TPos	Remark																																												
	MHz	dBuV/m	dBuV/m	dB	dB	dBuV	dB/m	dB	dB	dB	cm	deg																																													
1	2491.84	44.52	74.00	-29.48	42.57	27.90	7.33	33.28	0.00	100	192	PEAK																																													
2	2491.84	-1.39	54.00	-55.39	--	--	--	--	--	--	--	--	AVERAGE																																												

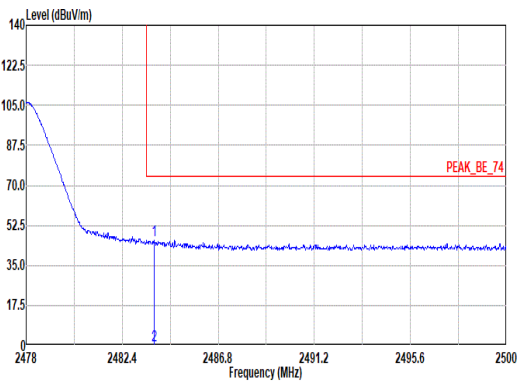
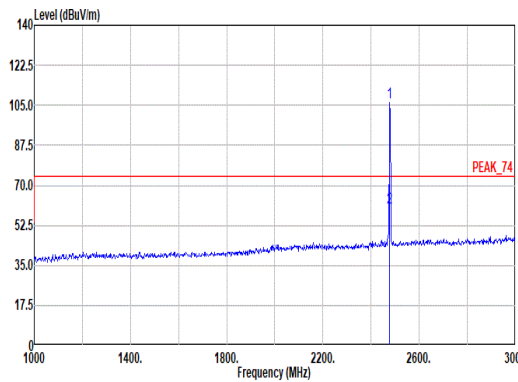


Mode	5																																																																																																																																																																															
	Harmonic																																																																																																																																																																															
	2400-2483.5_Bluetooth-LE ASK _CH38_2440MHz																																																																																																																																																																															
ANT	1																																																																																																																																																																															
Pol.	Horizontal								Vertical																																																																																																																																																																							
Peak Avg	<p>Level (dBuV/m)</p> <p>Frequency (MHz)</p> <p>PEAK_74</p> <p>AVG_54</p> <p>Site : 03CH11-HY Condition: PEAK_74 3m 91280_01620_240828 HORIZONTAL Mode : 5 Setting : 7F Plane : Z with adapter</p> <table><thead><tr><th></th><th>Limit</th><th>Read</th><th>Ant</th><th>Cable</th><th>Preamp</th><th>Aux</th><th>APos</th><th>TPos</th></tr><tr><th>Freq</th><th>Level</th><th>Line Margin</th><th>Level Factor</th><th>Loss Factor</th><th>Factor</th><th></th><th></th><th>Remark</th></tr><tr><th>MHz</th><th>dBuV/m</th><th>dBuV/m</th><th>dB</th><th>dBuV</th><th>dB/m</th><th>dB</th><th>dB</th><th>cm</th><th>deg</th></tr></thead><tbody><tr><td>1</td><td>4880.00</td><td>40.27</td><td>74.00</td><td>-33.73</td><td>63.61</td><td>32.72</td><td>10.10</td><td>66.70</td><td>0.54</td><td>--</td><td>--</td><td>PEAK</td></tr><tr><td>2</td><td>4880.00</td><td>-5.63</td><td>54.00</td><td>-59.63</td><td>--</td><td>--</td><td>--</td><td>--</td><td>--</td><td>--</td><td>--</td><td>Average</td></tr><tr><td>3</td><td>7320.00</td><td>43.07</td><td>74.00</td><td>-30.93</td><td>59.02</td><td>36.76</td><td>12.76</td><td>65.78</td><td>0.31</td><td>--</td><td>--</td><td>PEAK</td></tr><tr><td>4</td><td>7320.00</td><td>-2.83</td><td>54.00</td><td>-56.83</td><td>--</td><td>--</td><td>--</td><td>--</td><td>--</td><td>--</td><td>--</td><td>Average</td></tr></tbody></table>									Limit	Read	Ant	Cable	Preamp	Aux	APos	TPos	Freq	Level	Line Margin	Level Factor	Loss Factor	Factor			Remark	MHz	dBuV/m	dBuV/m	dB	dBuV	dB/m	dB	dB	cm	deg	1	4880.00	40.27	74.00	-33.73	63.61	32.72	10.10	66.70	0.54	--	--	PEAK	2	4880.00	-5.63	54.00	-59.63	--	--	--	--	--	--	--	Average	3	7320.00	43.07	74.00	-30.93	59.02	36.76	12.76	65.78	0.31	--	--	PEAK	4	7320.00	-2.83	54.00	-56.83	--	--	--	--	--	--	--	Average	<p>Level (dBuV/m)</p> <p>Frequency (MHz)</p> <p>PEAK_74</p> <p>AVG_54</p> <p>Site : 03CH11-HY Condition: PEAK_74 3m 91280_01620_240828 VERTICAL Mode : 5 Setting : 7F Plane : Z with adapter</p> <table><thead><tr><th></th><th>Limit</th><th>Read</th><th>Ant</th><th>Cable</th><th>Preamp</th><th>Aux</th><th>APos</th><th>TPos</th></tr><tr><th>Freq</th><th>Level</th><th>Line Margin</th><th>Level Factor</th><th>Loss Factor</th><th>Factor</th><th></th><th></th><th>Remark</th></tr><tr><th>MHz</th><th>dBuV/m</th><th>dBuV/m</th><th>dB</th><th>dBuV</th><th>dB/m</th><th>dB</th><th>dB</th><th>cm</th><th>deg</th></tr></thead><tbody><tr><td>1</td><td>4880.00</td><td>40.33</td><td>74.00</td><td>-33.67</td><td>63.67</td><td>32.72</td><td>10.10</td><td>66.70</td><td>0.54</td><td>--</td><td>--</td><td>PEAK</td></tr><tr><td>2</td><td>4880.00</td><td>-5.57</td><td>54.00</td><td>-59.57</td><td>--</td><td>--</td><td>--</td><td>--</td><td>--</td><td>--</td><td>--</td><td>Average</td></tr><tr><td>3</td><td>7320.00</td><td>41.48</td><td>74.00</td><td>-32.52</td><td>57.43</td><td>36.76</td><td>12.76</td><td>65.78</td><td>0.31</td><td>--</td><td>--</td><td>PEAK</td></tr><tr><td>4</td><td>7320.00</td><td>-4.42</td><td>54.00</td><td>-58.42</td><td>--</td><td>--</td><td>--</td><td>--</td><td>--</td><td>--</td><td>--</td><td>Average</td></tr></tbody></table>									Limit	Read	Ant	Cable	Preamp	Aux	APos	TPos	Freq	Level	Line Margin	Level Factor	Loss Factor	Factor			Remark	MHz	dBuV/m	dBuV/m	dB	dBuV	dB/m	dB	dB	cm	deg	1	4880.00	40.33	74.00	-33.67	63.67	32.72	10.10	66.70	0.54	--	--	PEAK	2	4880.00	-5.57	54.00	-59.57	--	--	--	--	--	--	--	Average	3	7320.00	41.48	74.00	-32.52	57.43	36.76	12.76	65.78	0.31	--	--	PEAK	4	7320.00	-4.42	54.00	-58.42	--	--	--	--	--	--	--	Average
		Limit	Read	Ant	Cable	Preamp	Aux	APos	TPos																																																																																																																																																																							
Freq	Level	Line Margin	Level Factor	Loss Factor	Factor			Remark																																																																																																																																																																								
MHz	dBuV/m	dBuV/m	dB	dBuV	dB/m	dB	dB	cm	deg																																																																																																																																																																							
1	4880.00	40.27	74.00	-33.73	63.61	32.72	10.10	66.70	0.54	--	--	PEAK																																																																																																																																																																				
2	4880.00	-5.63	54.00	-59.63	--	--	--	--	--	--	--	Average																																																																																																																																																																				
3	7320.00	43.07	74.00	-30.93	59.02	36.76	12.76	65.78	0.31	--	--	PEAK																																																																																																																																																																				
4	7320.00	-2.83	54.00	-56.83	--	--	--	--	--	--	--	Average																																																																																																																																																																				
	Limit	Read	Ant	Cable	Preamp	Aux	APos	TPos																																																																																																																																																																								
Freq	Level	Line Margin	Level Factor	Loss Factor	Factor			Remark																																																																																																																																																																								
MHz	dBuV/m	dBuV/m	dB	dBuV	dB/m	dB	dB	cm	deg																																																																																																																																																																							
1	4880.00	40.33	74.00	-33.67	63.67	32.72	10.10	66.70	0.54	--	--	PEAK																																																																																																																																																																				
2	4880.00	-5.57	54.00	-59.57	--	--	--	--	--	--	--	Average																																																																																																																																																																				
3	7320.00	41.48	74.00	-32.52	57.43	36.76	12.76	65.78	0.31	--	--	PEAK																																																																																																																																																																				
4	7320.00	-4.42	54.00	-58.42	--	--	--	--	--	--	--	Average																																																																																																																																																																				

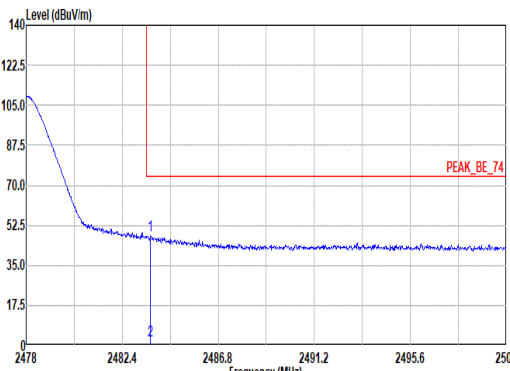
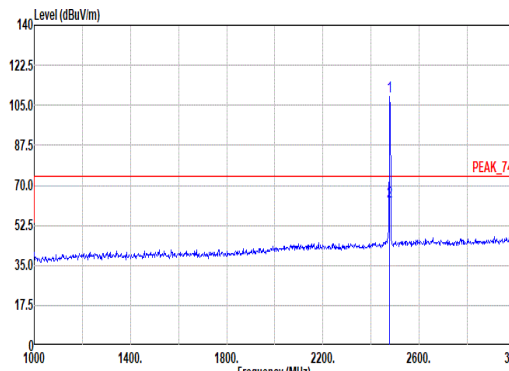


Mode	5	
	Harmonic	
	2400-2483.5_Bluetooth-LE ASK _CH38_2440MHz	
ANT	1	
Pol.	Horizontal	Vertical
14.47G ~14.5G Avg	 <p>Site : 03CH11-HY Condition: AVG_54 3m 91280_01620_240828 HORIZONTAL Mode : 5 Setting : 7F Plane : Z with adapter</p>	 <p>Site : 03CH11-HY Condition: AVG_54 3m 91280_01620_240828 VERTICAL Mode : 5 Setting : 7F Plane : Z with adapter</p>
	 <p>Site : 03CH11-HY Condition: AVG_54 3m 91280_01620_240828 HORIZONTAL Mode : 5 Setting : 7F Plane : Z with adapter</p>	 <p>Site : 03CH11-HY Condition: AVG_54 3m 91280_01620_240828 VERTICAL Mode : 5 Setting : 7F Plane : Z with adapter</p>



Mode	6																																																																																																																												
	Band Edge																																																																																																																												
	2400-2483.5_Bluetooth-LE ASK_CH76_2478MHz																																																																																																																												
ANT	1																																																																																																																												
Pol.	Horizontal						Fundamental																																																																																																																						
Peak																																																																																																																													
	Site : 03CH11-HY Condition: PEAK_BE_74 3m 91200_01620_240828 HORIZONTAL : RBW:1000.000kHz VBW:3000.000kHz SMT:Auto Detector : PEAK Mode : 6 Setting : 7F Plane : Z with adapter						Site : 03CH11-HY Condition: PEAK_74 3m 91200_01620_240828 HORIZONTAL : RBW:1000.000kHz VBW:3000.000kHz SMT:Auto Detector : PEAK Mode : 6 Setting : 7F Plane : Z with adapter																																																																																																																						
	<table><thead><tr><th></th><th>Limit</th><th>Read</th><th>Ant</th><th>Cable</th><th>Preamp</th><th>Aux</th><th>APos</th><th>TPos</th><th></th></tr><tr><th>Freq</th><th>Level</th><th>Line</th><th>Margin</th><th>Level</th><th>Factor</th><th>Loss</th><th>Factor</th><th>Factor</th><th>Remark</th></tr><tr><th></th><th>MHz</th><th>dBuV/m</th><th>dBuV/m</th><th>dB</th><th>dBuV</th><th>dB/m</th><th>dB</th><th>dB</th><th>cm</th><th>deg</th></tr></thead><tbody><tr><td>1</td><td>2483.85</td><td>46.16</td><td>74.00</td><td>-27.84</td><td>44.28</td><td>27.84</td><td>7.32</td><td>33.28</td><td>0.00</td><td>200</td><td>227</td><td>PEAK</td></tr><tr><td>2</td><td>2483.85</td><td>0.26</td><td>54.00</td><td>-53.74</td><td>--</td><td>--</td><td>--</td><td>--</td><td>--</td><td>--</td><td>--</td><td>AVERAGE</td></tr></tbody></table>							Limit	Read	Ant	Cable	Preamp	Aux	APos	TPos		Freq	Level	Line	Margin	Level	Factor	Loss	Factor	Factor	Remark		MHz	dBuV/m	dBuV/m	dB	dBuV	dB/m	dB	dB	cm	deg	1	2483.85	46.16	74.00	-27.84	44.28	27.84	7.32	33.28	0.00	200	227	PEAK	2	2483.85	0.26	54.00	-53.74	--	--	--	--	--	--	--	AVERAGE	<table><thead><tr><th></th><th>Limit</th><th>Read</th><th>Ant</th><th>Cable</th><th>Preamp</th><th>Aux</th><th>APos</th><th>TPos</th><th></th></tr><tr><th>Freq</th><th>Level</th><th>Line</th><th>Margin</th><th>Level</th><th>Factor</th><th>Loss</th><th>Factor</th><th>Factor</th><th>Remark</th></tr><tr><th></th><th>MHz</th><th>dBuV/m</th><th>dBuV/m</th><th>dB</th><th>dBuV</th><th>dB/m</th><th>dB</th><th>dB</th><th>cm</th><th>deg</th></tr></thead><tbody><tr><td>1</td><td>2478.00</td><td>106.19</td><td>-----</td><td>-----</td><td>104.38</td><td>27.78</td><td>7.31</td><td>33.28</td><td>0.00</td><td>200</td><td>227</td><td>PEAK</td></tr><tr><td>2</td><td>2478.00</td><td>60.29</td><td>-----</td><td>-----</td><td>--</td><td>--</td><td>--</td><td>--</td><td>--</td><td>--</td><td>--</td><td>AVERAGE</td></tr></tbody></table>							Limit	Read	Ant	Cable	Preamp	Aux	APos	TPos		Freq	Level	Line	Margin	Level	Factor	Loss	Factor	Factor	Remark		MHz	dBuV/m	dBuV/m	dB	dBuV	dB/m	dB	dB	cm	deg	1	2478.00	106.19	-----	-----	104.38	27.78	7.31	33.28	0.00	200	227	PEAK	2	2478.00	60.29	-----	-----	--	--	--	--	--	--	--
	Limit	Read	Ant	Cable	Preamp	Aux	APos	TPos																																																																																																																					
Freq	Level	Line	Margin	Level	Factor	Loss	Factor	Factor	Remark																																																																																																																				
	MHz	dBuV/m	dBuV/m	dB	dBuV	dB/m	dB	dB	cm	deg																																																																																																																			
1	2483.85	46.16	74.00	-27.84	44.28	27.84	7.32	33.28	0.00	200	227	PEAK																																																																																																																	
2	2483.85	0.26	54.00	-53.74	--	--	--	--	--	--	--	AVERAGE																																																																																																																	
	Limit	Read	Ant	Cable	Preamp	Aux	APos	TPos																																																																																																																					
Freq	Level	Line	Margin	Level	Factor	Loss	Factor	Factor	Remark																																																																																																																				
	MHz	dBuV/m	dBuV/m	dB	dBuV	dB/m	dB	dB	cm	deg																																																																																																																			
1	2478.00	106.19	-----	-----	104.38	27.78	7.31	33.28	0.00	200	227	PEAK																																																																																																																	
2	2478.00	60.29	-----	-----	--	--	--	--	--	--	--	AVERAGE																																																																																																																	

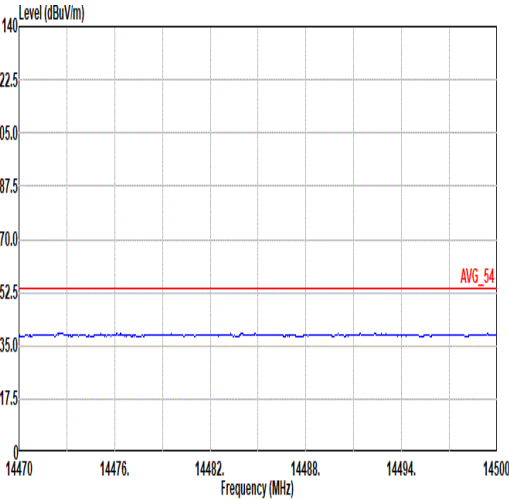
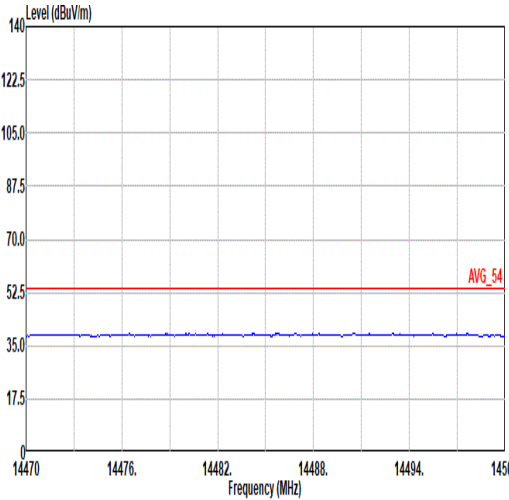
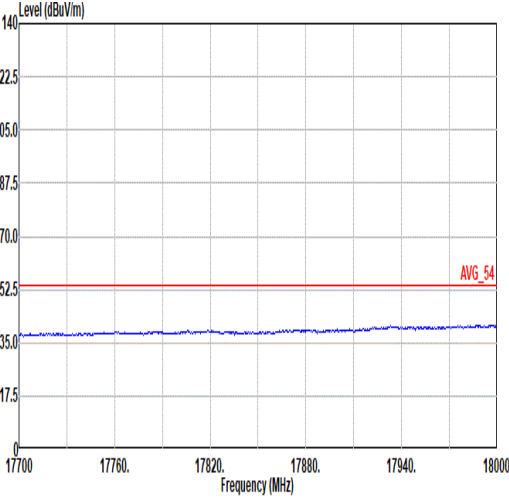
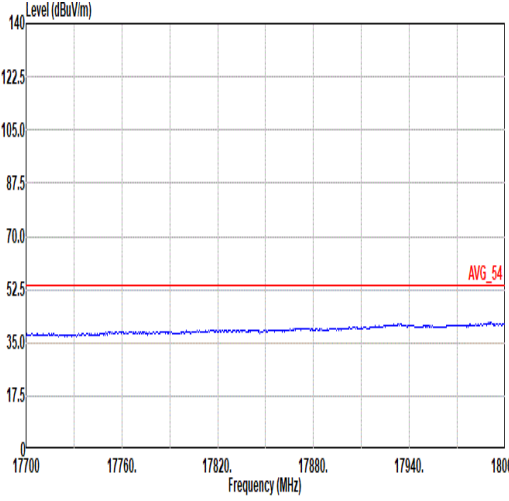


Mode	6																																																																																																																													
	Band Edge																																																																																																																													
	2400-2483.5_Bluetooth-LE ASK _CH76_2478MHz																																																																																																																													
ANT	1																																																																																																																													
Pol.	Vertical						Fundamental																																																																																																																							
Peak	<div><p>Site : 03CH11-HY Condition: PEAK_BE_74 3m 91200_01620_240828 VERTICAL : RBW:1000.000kHz VBW:3000.000kHz SMT:Auto Detector : PEAK Mode : 6 Setting : 7F Plane : Z with adapter</p><table><tr><th></th><th>Limit</th><th>Read</th><th>Ant</th><th>Cable</th><th>Preamp</th><th>Aux</th><th>APos</th><th>TPos</th><th></th></tr><tr><th>Freq</th><th>Level</th><th>Line</th><th>Margin</th><th>Level</th><th>Factor</th><th>Loss</th><th>Factor</th><th>Factor</th><th>Remark</th></tr><tr><th></th><th>MHz</th><th>dBuV/m</th><th>dBuV/m</th><th>dB</th><th>dBuV</th><th>dB/m</th><th>dB</th><th>dB</th><th>cm</th><th>deg</th></tr><tr><td>1</td><td>2483.70</td><td>47.84</td><td>74.00</td><td>-26.16</td><td>45.96</td><td>27.84</td><td>7.32</td><td>33.28</td><td>0.00</td><td>194</td><td>183</td><td>PEAK</td></tr><tr><td>2</td><td>2483.70</td><td>1.93</td><td>54.00</td><td>-52.07</td><td>--</td><td>--</td><td>--</td><td>--</td><td>--</td><td>--</td><td>--</td><td>AVERAGE</td></tr></table></div>							Limit	Read	Ant	Cable	Preamp	Aux	APos	TPos		Freq	Level	Line	Margin	Level	Factor	Loss	Factor	Factor	Remark		MHz	dBuV/m	dBuV/m	dB	dBuV	dB/m	dB	dB	cm	deg	1	2483.70	47.84	74.00	-26.16	45.96	27.84	7.32	33.28	0.00	194	183	PEAK	2	2483.70	1.93	54.00	-52.07	--	--	--	--	--	--	--	AVERAGE	<div><p>Site : 03CH11-HY Condition: PEAK_74 3m 91200_01620_240828 VERTICAL : RBW:1000.000kHz VBW:3000.000kHz SMT:Auto Detector : PEAK Mode : 6 Setting : 7F Plane : Z with adapter</p><table><tr><th></th><th>Limit</th><th>Read</th><th>Ant</th><th>Cable</th><th>Preamp</th><th>Aux</th><th>APos</th><th>TPos</th><th></th></tr><tr><th>Freq</th><th>Level</th><th>Line</th><th>Margin</th><th>Level</th><th>Factor</th><th>Loss</th><th>Factor</th><th>Factor</th><th>Remark</th></tr><tr><th></th><th>MHz</th><th>dBuV/m</th><th>dBuV/m</th><th>dB</th><th>dBuV</th><th>dB/m</th><th>dB</th><th>dB</th><th>cm</th><th>deg</th></tr><tr><td>1</td><td>2478.00</td><td>108.84</td><td>-----</td><td>-----</td><td>107.03</td><td>27.78</td><td>7.31</td><td>33.28</td><td>0.00</td><td>194</td><td>183</td><td>PEAK</td></tr><tr><td>2</td><td>2478.00</td><td>62.95</td><td>-----</td><td>-----</td><td>--</td><td>--</td><td>--</td><td>--</td><td>--</td><td>--</td><td>--</td><td>AVERAGE</td></tr></table></div>							Limit	Read	Ant	Cable	Preamp	Aux	APos	TPos		Freq	Level	Line	Margin	Level	Factor	Loss	Factor	Factor	Remark		MHz	dBuV/m	dBuV/m	dB	dBuV	dB/m	dB	dB	cm	deg	1	2478.00	108.84	-----	-----	107.03	27.78	7.31	33.28	0.00	194	183	PEAK	2	2478.00	62.95	-----	-----	--	--	--	--	--	--	--	AVERAGE
	Limit	Read	Ant	Cable	Preamp	Aux	APos	TPos																																																																																																																						
Freq	Level	Line	Margin	Level	Factor	Loss	Factor	Factor	Remark																																																																																																																					
	MHz	dBuV/m	dBuV/m	dB	dBuV	dB/m	dB	dB	cm	deg																																																																																																																				
1	2483.70	47.84	74.00	-26.16	45.96	27.84	7.32	33.28	0.00	194	183	PEAK																																																																																																																		
2	2483.70	1.93	54.00	-52.07	--	--	--	--	--	--	--	AVERAGE																																																																																																																		
	Limit	Read	Ant	Cable	Preamp	Aux	APos	TPos																																																																																																																						
Freq	Level	Line	Margin	Level	Factor	Loss	Factor	Factor	Remark																																																																																																																					
	MHz	dBuV/m	dBuV/m	dB	dBuV	dB/m	dB	dB	cm	deg																																																																																																																				
1	2478.00	108.84	-----	-----	107.03	27.78	7.31	33.28	0.00	194	183	PEAK																																																																																																																		
2	2478.00	62.95	-----	-----	--	--	--	--	--	--	--	AVERAGE																																																																																																																		

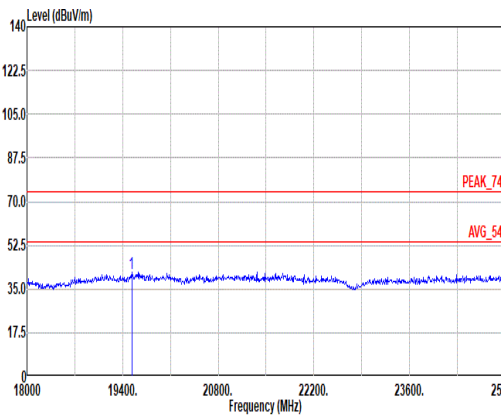
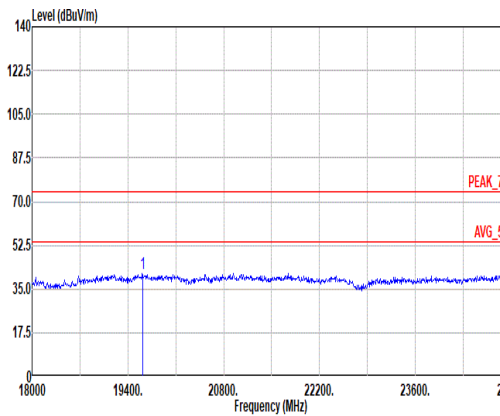


Mode	6																																																																																																																																																																													
	Harmonic																																																																																																																																																																													
	2400-2483.5_Bluetooth-LE ASK_CH76_2478MHz																																																																																																																																																																													
ANT	1																																																																																																																																																																													
Pol.	Horizontal						Vertical																																																																																																																																																																							
Peak Avg																																																																																																																																																																														
	Site : 03CH11-HY Condition: PEAK_74 3m 91280_01620_240828 HORIZONTAL Mode : 6 Setting : 7F Plane : Z with adapter						Site : 03CH11-HY Condition: PEAK_74 3m 91280_01620_240828 VERTICAL Mode : 6 Setting : 7F Plane : Z with adapter																																																																																																																																																																							
<table><tr><th></th><th>Freq</th><th>Level</th><th>Limit</th><th>Line Margin</th><th>Read</th><th>Ant</th><th>Cable</th><th>Preamp</th><th>Aux</th><th>APos</th><th>TPos</th><th>Remark</th></tr><tr><th></th><th>MHz</th><th>dBuV/m</th><th>dBuV/m</th><th>dB</th><th>dBuV</th><th>dB/m</th><th>dB</th><th>dB</th><th>dB</th><th>dB</th><th>cm</th><th>deg</th></tr><tr><td>1</td><td>4956.00</td><td>41.78</td><td>74.00</td><td>-32.22</td><td>64.50</td><td>33.01</td><td>10.34</td><td>66.64</td><td>0.57</td><td>--</td><td>--</td><td>PEAK</td></tr><tr><td>2</td><td>4956.00</td><td>-4.12</td><td>54.00</td><td>-58.12</td><td>--</td><td>--</td><td>--</td><td>--</td><td>--</td><td>--</td><td>--</td><td>Average</td></tr><tr><td>3</td><td>7434.00</td><td>42.20</td><td>74.00</td><td>-31.80</td><td>58.74</td><td>36.26</td><td>12.81</td><td>65.92</td><td>0.31</td><td>--</td><td>--</td><td>PEAK</td></tr><tr><td>4</td><td>7434.00</td><td>-3.70</td><td>54.00</td><td>-57.70</td><td>--</td><td>--</td><td>--</td><td>--</td><td>--</td><td>--</td><td>--</td><td>Average</td></tr></table>														Freq	Level	Limit	Line Margin	Read	Ant	Cable	Preamp	Aux	APos	TPos	Remark		MHz	dBuV/m	dBuV/m	dB	dBuV	dB/m	dB	dB	dB	dB	cm	deg	1	4956.00	41.78	74.00	-32.22	64.50	33.01	10.34	66.64	0.57	--	--	PEAK	2	4956.00	-4.12	54.00	-58.12	--	--	--	--	--	--	--	Average	3	7434.00	42.20	74.00	-31.80	58.74	36.26	12.81	65.92	0.31	--	--	PEAK	4	7434.00	-3.70	54.00	-57.70	--	--	--	--	--	--	--	Average	<table><tr><th></th><th>Freq</th><th>Level</th><th>Limit</th><th>Line Margin</th><th>Read</th><th>Ant</th><th>Cable</th><th>Preamp</th><th>Aux</th><th>APos</th><th>TPos</th><th>Remark</th></tr><tr><th></th><th>MHz</th><th>dBuV/m</th><th>dBuV/m</th><th>dB</th><th>dBuV</th><th>dB/m</th><th>dB</th><th>dB</th><th>dB</th><th>dB</th><th>cm</th><th>deg</th></tr><tr><td>1</td><td>4956.00</td><td>41.15</td><td>74.00</td><td>-32.85</td><td>63.87</td><td>33.01</td><td>10.34</td><td>66.64</td><td>0.57</td><td>--</td><td>--</td><td>PEAK</td></tr><tr><td>2</td><td>4956.00</td><td>-4.75</td><td>54.00</td><td>-58.75</td><td>--</td><td>--</td><td>--</td><td>--</td><td>--</td><td>--</td><td>--</td><td>Average</td></tr><tr><td>3</td><td>7434.00</td><td>42.98</td><td>74.00</td><td>-31.02</td><td>59.52</td><td>36.26</td><td>12.81</td><td>65.92</td><td>0.31</td><td>--</td><td>--</td><td>PEAK</td></tr><tr><td>4</td><td>7434.00</td><td>-2.92</td><td>54.00</td><td>-56.92</td><td>--</td><td>--</td><td>--</td><td>--</td><td>--</td><td>--</td><td>--</td><td>Average</td></tr></table>							Freq	Level	Limit	Line Margin	Read	Ant	Cable	Preamp	Aux	APos	TPos	Remark		MHz	dBuV/m	dBuV/m	dB	dBuV	dB/m	dB	dB	dB	dB	cm	deg	1	4956.00	41.15	74.00	-32.85	63.87	33.01	10.34	66.64	0.57	--	--	PEAK	2	4956.00	-4.75	54.00	-58.75	--	--	--	--	--	--	--	Average	3	7434.00	42.98	74.00	-31.02	59.52	36.26	12.81	65.92	0.31	--	--	PEAK	4	7434.00	-2.92	54.00	-56.92	--	--	--	--	--	--	--	Average
	Freq	Level	Limit	Line Margin	Read	Ant	Cable	Preamp	Aux	APos	TPos	Remark																																																																																																																																																																		
	MHz	dBuV/m	dBuV/m	dB	dBuV	dB/m	dB	dB	dB	dB	cm	deg																																																																																																																																																																		
1	4956.00	41.78	74.00	-32.22	64.50	33.01	10.34	66.64	0.57	--	--	PEAK																																																																																																																																																																		
2	4956.00	-4.12	54.00	-58.12	--	--	--	--	--	--	--	Average																																																																																																																																																																		
3	7434.00	42.20	74.00	-31.80	58.74	36.26	12.81	65.92	0.31	--	--	PEAK																																																																																																																																																																		
4	7434.00	-3.70	54.00	-57.70	--	--	--	--	--	--	--	Average																																																																																																																																																																		
	Freq	Level	Limit	Line Margin	Read	Ant	Cable	Preamp	Aux	APos	TPos	Remark																																																																																																																																																																		
	MHz	dBuV/m	dBuV/m	dB	dBuV	dB/m	dB	dB	dB	dB	cm	deg																																																																																																																																																																		
1	4956.00	41.15	74.00	-32.85	63.87	33.01	10.34	66.64	0.57	--	--	PEAK																																																																																																																																																																		
2	4956.00	-4.75	54.00	-58.75	--	--	--	--	--	--	--	Average																																																																																																																																																																		
3	7434.00	42.98	74.00	-31.02	59.52	36.26	12.81	65.92	0.31	--	--	PEAK																																																																																																																																																																		
4	7434.00	-2.92	54.00	-56.92	--	--	--	--	--	--	--	Average																																																																																																																																																																		



Mode	6	
	Harmonic	
	2400-2483.5_Bluetooth-LE ASK _CH76_2478MHz	
ANT	1	
Pol.	Horizontal	Vertical
14.47G ~14.5G Avg	 <p>Site : 03CH11-HY Condition: AVG_54 3m 91280_01620_240828 HORIZONTAL Mode : 6 Setting : 7F Plane : Z with adapter</p>	 <p>Site : 03CH11-HY Condition: AVG_54 3m 91280_01620_240828 VERTICAL Mode : 6 Setting : 7F Plane : Z with adapter</p>
17.7G ~18G Avg	 <p>Site : 03CH11-HY Condition: AVG_54 3m 91280_01620_240828 HORIZONTAL Mode : 6 Setting : 7F Plane : Z with adapter</p>	 <p>Site : 03CH11-HY Condition: AVG_54 3m 91280_01620_240828 VERTICAL Mode : 6 Setting : 7F Plane : Z with adapter</p>



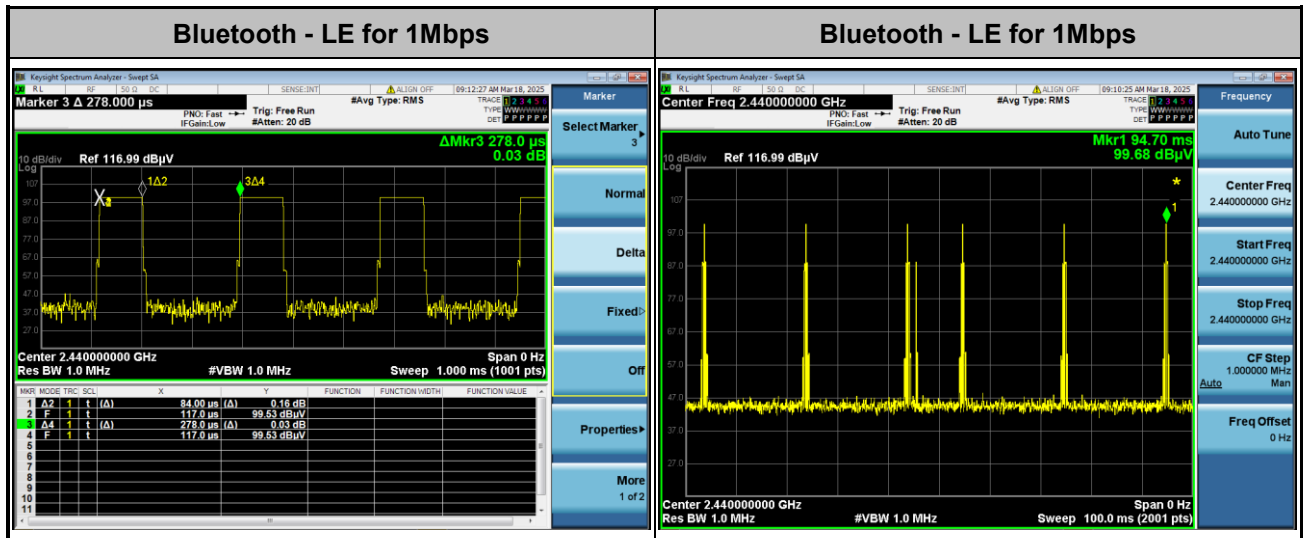
Mode	7																																																																																																	
	SHF																																																																																																	
	2400-2483.5_Bluetooth-LE ASK _CH76_2478MHz																																																																																																	
ANT	1																																																																																																	
Pol.	Horizontal						Vertical																																																																																											
Peak	<div><p>Site : 03CH11-HY Condition: PEAK_74 1m SHF_1224_240624 HORIZONTAL Mode : 7 Setting : 7F Plane : Z with adapter</p><table><tr><th></th><th>Limit</th><th>Read</th><th>Ant</th><th>Cable</th><th>Preamp</th><th>Aux</th><th>APos</th><th>TPos</th><th>Remark</th></tr><tr><th>Freq</th><th>Level</th><th>Line</th><th>Margin</th><th>Level</th><th>Factor</th><th>Loss</th><th>Factor</th><th>Factor</th><th></th></tr><tr><th></th><th>MHz</th><th>dBuV/m</th><th>dBuV/m</th><th>dB</th><th>dBuV</th><th>dB/m</th><th>dB</th><th>dB</th><th>cm</th><th>deg</th></tr><tr><td>1</td><td>19532.68</td><td>41.46</td><td>74.00</td><td>-32.54</td><td>51.81</td><td>37.93</td><td>25.63</td><td>64.37</td><td>-9.54</td><td>--</td><td>PEAK</td></tr></table></div>							Limit	Read	Ant	Cable	Preamp	Aux	APos	TPos	Remark	Freq	Level	Line	Margin	Level	Factor	Loss	Factor	Factor			MHz	dBuV/m	dBuV/m	dB	dBuV	dB/m	dB	dB	cm	deg	1	19532.68	41.46	74.00	-32.54	51.81	37.93	25.63	64.37	-9.54	--	PEAK	<div><p>Site : 03CH11-HY Condition: PEAK_74 1m SHF_1224_240624 VERTICAL Mode : 7 Setting : 7F Plane : Z with adapter</p><table><tr><th></th><th>Limit</th><th>Read</th><th>Ant</th><th>Cable</th><th>Preamp</th><th>Aux</th><th>APos</th><th>TPos</th><th>Remark</th></tr><tr><th>Freq</th><th>Level</th><th>Line</th><th>Margin</th><th>Level</th><th>Factor</th><th>Loss</th><th>Factor</th><th>Factor</th><th></th></tr><tr><th></th><th>MHz</th><th>dBuV/m</th><th>dBuV/m</th><th>dB</th><th>dBuV</th><th>dB/m</th><th>dB</th><th>dB</th><th>cm</th><th>deg</th></tr><tr><td>1</td><td>19616.94</td><td>41.30</td><td>74.00</td><td>-32.70</td><td>51.58</td><td>37.83</td><td>25.71</td><td>64.28</td><td>-9.54</td><td>--</td><td>PEAK</td></tr></table></div>							Limit	Read	Ant	Cable	Preamp	Aux	APos	TPos	Remark	Freq	Level	Line	Margin	Level	Factor	Loss	Factor	Factor			MHz	dBuV/m	dBuV/m	dB	dBuV	dB/m	dB	dB	cm	deg	1	19616.94	41.30	74.00	-32.70	51.58	37.83	25.71	64.28	-9.54	--	PEAK
	Limit	Read	Ant	Cable	Preamp	Aux	APos	TPos	Remark																																																																																									
Freq	Level	Line	Margin	Level	Factor	Loss	Factor	Factor																																																																																										
	MHz	dBuV/m	dBuV/m	dB	dBuV	dB/m	dB	dB	cm	deg																																																																																								
1	19532.68	41.46	74.00	-32.54	51.81	37.93	25.63	64.37	-9.54	--	PEAK																																																																																							
	Limit	Read	Ant	Cable	Preamp	Aux	APos	TPos	Remark																																																																																									
Freq	Level	Line	Margin	Level	Factor	Loss	Factor	Factor																																																																																										
	MHz	dBuV/m	dBuV/m	dB	dBuV	dB/m	dB	dB	cm	deg																																																																																								
1	19616.94	41.30	74.00	-32.70	51.58	37.83	25.71	64.28	-9.54	--	PEAK																																																																																							



Mode	8																																																																																																																																																																																																			
	LF																																																																																																																																																																																																			
	2400-2483.5_Bluetooth-LE ASK _CH76_2478MHz																																																																																																																																																																																																			
ANT	1																																																																																																																																																																																																			
Pol.	Horizontal						Vertical																																																																																																																																																																																													
QP/ Peak	<div><p>Site : 03CH11-HY Condition: QP 3m B1LOG_37059801_241127 HORIZONTAL Mode : 8 Setting : Plane : Z with adapter</p><table><tr><th></th><th>Limit</th><th>Read</th><th>Ant</th><th>Cable</th><th>Preamp</th><th>Aux</th><th>APos</th><th>TPos</th><th></th></tr><tr><th>Freq</th><th>Level</th><th>Line</th><th>Margin</th><th>Level</th><th>Factor</th><th>Loss</th><th>Factor</th><th>Factor</th><th>Remark</th></tr><tr><th>MHz</th><th>dBuV/m</th><th>dBuV/m</th><th>dB</th><th>dBuV</th><th>dB/m</th><th>dB</th><th>dB</th><th>dB</th><th>cm deg</th></tr><tr><td>1</td><td>30.97</td><td>34.89</td><td>40.00</td><td>-5.11</td><td>42.22</td><td>24.21</td><td>0.87</td><td>32.41</td><td>0.00 100 353 QP</td></tr><tr><td>2</td><td>198.78</td><td>35.86</td><td>43.50</td><td>-7.64</td><td>50.83</td><td>15.16</td><td>2.06</td><td>32.19</td><td>0.00 -- -- Peak</td></tr><tr><td>3</td><td>223.03</td><td>29.93</td><td>46.00</td><td>-16.07</td><td>44.34</td><td>15.59</td><td>2.19</td><td>32.19</td><td>0.00 -- -- Peak</td></tr><tr><td>4</td><td>280.26</td><td>29.41</td><td>46.00</td><td>-16.59</td><td>40.20</td><td>18.95</td><td>2.47</td><td>32.21</td><td>0.00 -- -- Peak</td></tr><tr><td>5</td><td>732.28</td><td>29.66</td><td>46.00</td><td>-16.34</td><td>29.84</td><td>28.00</td><td>3.94</td><td>32.12</td><td>0.00 -- -- Peak</td></tr><tr><td>6</td><td>954.41</td><td>31.90</td><td>46.00</td><td>-14.10</td><td>27.11</td><td>31.10</td><td>4.54</td><td>30.85</td><td>0.00 -- -- Peak</td></tr></table></div>												Limit	Read	Ant	Cable	Preamp	Aux	APos	TPos		Freq	Level	Line	Margin	Level	Factor	Loss	Factor	Factor	Remark	MHz	dBuV/m	dBuV/m	dB	dBuV	dB/m	dB	dB	dB	cm deg	1	30.97	34.89	40.00	-5.11	42.22	24.21	0.87	32.41	0.00 100 353 QP	2	198.78	35.86	43.50	-7.64	50.83	15.16	2.06	32.19	0.00 -- -- Peak	3	223.03	29.93	46.00	-16.07	44.34	15.59	2.19	32.19	0.00 -- -- Peak	4	280.26	29.41	46.00	-16.59	40.20	18.95	2.47	32.21	0.00 -- -- Peak	5	732.28	29.66	46.00	-16.34	29.84	28.00	3.94	32.12	0.00 -- -- Peak	6	954.41	31.90	46.00	-14.10	27.11	31.10	4.54	30.85	0.00 -- -- Peak	<div><p>Site : 03CH11-HY Condition: QP 3m B1LOG_37059801_241127 VERTICAL Mode : 8 Setting : Plane : Z with adapter</p><table><tr><th></th><th>Limit</th><th>Read</th><th>Ant</th><th>Cable</th><th>Preamp</th><th>Aux</th><th>APos</th><th>TPos</th><th></th></tr><tr><th>Freq</th><th>Level</th><th>Line</th><th>Margin</th><th>Level</th><th>Factor</th><th>Loss</th><th>Factor</th><th>Factor</th><th>Remark</th></tr><tr><th>MHz</th><th>dBuV/m</th><th>dBuV/m</th><th>dB</th><th>dBuV</th><th>dB/m</th><th>dB</th><th>dB</th><th>dB</th><th>cm deg</th></tr><tr><td>1</td><td>50.37</td><td>32.59</td><td>40.00</td><td>-7.41</td><td>49.22</td><td>14.55</td><td>1.16</td><td>32.34</td><td>0.00 100 10 QP</td></tr><tr><td>2</td><td>200.72</td><td>32.32</td><td>43.50</td><td>-11.18</td><td>47.26</td><td>15.19</td><td>2.06</td><td>32.19</td><td>0.00 -- -- Peak</td></tr><tr><td>3</td><td>265.71</td><td>24.46</td><td>46.00</td><td>-21.54</td><td>34.45</td><td>19.80</td><td>2.41</td><td>32.20</td><td>0.00 -- -- Peak</td></tr><tr><td>4</td><td>450.01</td><td>31.01</td><td>46.00</td><td>-14.99</td><td>36.79</td><td>23.29</td><td>3.13</td><td>32.20</td><td>0.00 -- -- Peak</td></tr><tr><td>5</td><td>747.00</td><td>30.48</td><td>46.00</td><td>-15.52</td><td>30.20</td><td>28.40</td><td>3.98</td><td>32.10</td><td>0.00 -- -- Peak</td></tr><tr><td>6</td><td>959.26</td><td>33.78</td><td>46.00</td><td>-12.22</td><td>28.79</td><td>31.25</td><td>4.54</td><td>30.80</td><td>0.00 -- -- Peak</td></tr></table></div>						Limit	Read	Ant	Cable	Preamp	Aux	APos	TPos		Freq	Level	Line	Margin	Level	Factor	Loss	Factor	Factor	Remark	MHz	dBuV/m	dBuV/m	dB	dBuV	dB/m	dB	dB	dB	cm deg	1	50.37	32.59	40.00	-7.41	49.22	14.55	1.16	32.34	0.00 100 10 QP	2	200.72	32.32	43.50	-11.18	47.26	15.19	2.06	32.19	0.00 -- -- Peak	3	265.71	24.46	46.00	-21.54	34.45	19.80	2.41	32.20	0.00 -- -- Peak	4	450.01	31.01	46.00	-14.99	36.79	23.29	3.13	32.20	0.00 -- -- Peak	5	747.00	30.48	46.00	-15.52	30.20	28.40	3.98	32.10	0.00 -- -- Peak	6	959.26	33.78	46.00	-12.22	28.79	31.25	4.54	30.80	0.00 -- -- Peak
		Limit	Read	Ant	Cable	Preamp	Aux	APos	TPos																																																																																																																																																																																											
Freq	Level	Line	Margin	Level	Factor	Loss	Factor	Factor	Remark																																																																																																																																																																																											
MHz	dBuV/m	dBuV/m	dB	dBuV	dB/m	dB	dB	dB	cm deg																																																																																																																																																																																											
1	30.97	34.89	40.00	-5.11	42.22	24.21	0.87	32.41	0.00 100 353 QP																																																																																																																																																																																											
2	198.78	35.86	43.50	-7.64	50.83	15.16	2.06	32.19	0.00 -- -- Peak																																																																																																																																																																																											
3	223.03	29.93	46.00	-16.07	44.34	15.59	2.19	32.19	0.00 -- -- Peak																																																																																																																																																																																											
4	280.26	29.41	46.00	-16.59	40.20	18.95	2.47	32.21	0.00 -- -- Peak																																																																																																																																																																																											
5	732.28	29.66	46.00	-16.34	29.84	28.00	3.94	32.12	0.00 -- -- Peak																																																																																																																																																																																											
6	954.41	31.90	46.00	-14.10	27.11	31.10	4.54	30.85	0.00 -- -- Peak																																																																																																																																																																																											
	Limit	Read	Ant	Cable	Preamp	Aux	APos	TPos																																																																																																																																																																																												
Freq	Level	Line	Margin	Level	Factor	Loss	Factor	Factor	Remark																																																																																																																																																																																											
MHz	dBuV/m	dBuV/m	dB	dBuV	dB/m	dB	dB	dB	cm deg																																																																																																																																																																																											
1	50.37	32.59	40.00	-7.41	49.22	14.55	1.16	32.34	0.00 100 10 QP																																																																																																																																																																																											
2	200.72	32.32	43.50	-11.18	47.26	15.19	2.06	32.19	0.00 -- -- Peak																																																																																																																																																																																											
3	265.71	24.46	46.00	-21.54	34.45	19.80	2.41	32.20	0.00 -- -- Peak																																																																																																																																																																																											
4	450.01	31.01	46.00	-14.99	36.79	23.29	3.13	32.20	0.00 -- -- Peak																																																																																																																																																																																											
5	747.00	30.48	46.00	-15.52	30.20	28.40	3.98	32.10	0.00 -- -- Peak																																																																																																																																																																																											
6	959.26	33.78	46.00	-12.22	28.79	31.25	4.54	30.80	0.00 -- -- Peak																																																																																																																																																																																											



Appendix D. Duty Cycle Plots



Note:

- Worst case Duty cycle = on time/100 milliseconds = $6 * 0.0840 / 100 = 0.50\%$
- Worst case Duty cycle correction factor = $20 * \log(\text{Duty cycle}) = -45.95 \text{ dB}$

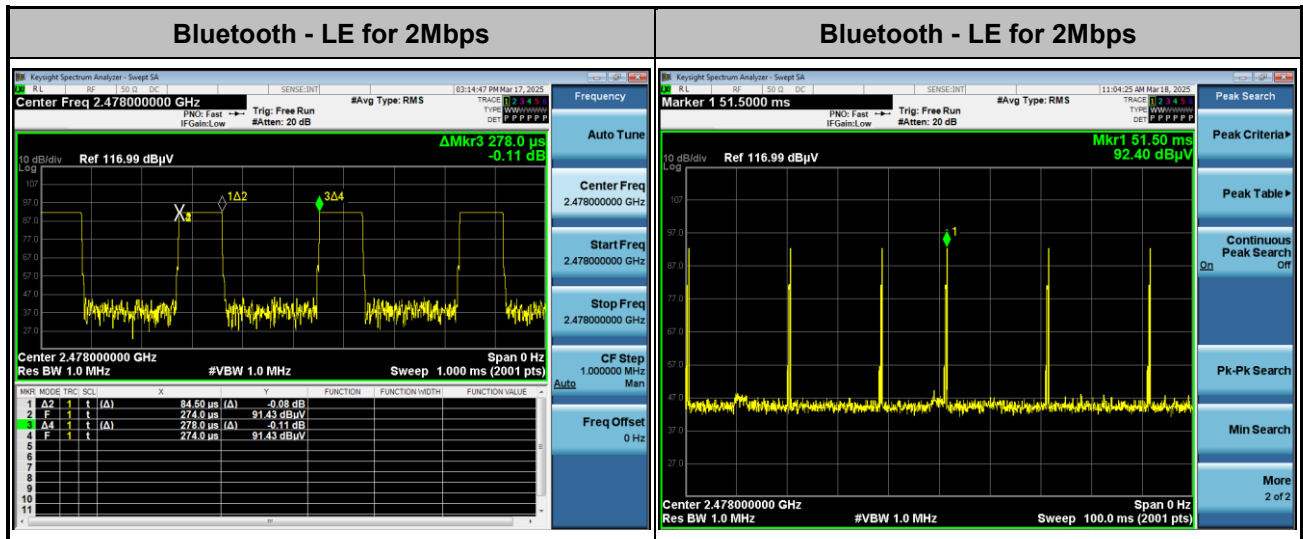
Duty Cycle Correction Factor Consideration for AFH mode:

The maximum possible ON time:

$$0.0840 \text{ ms} \times 6 = 0.50 \text{ ms}$$

Worst case Duty Cycle Correction factor, which is derived from the maximum possible ON time,

$$20 \times \log(0.50 \text{ ms} / 100 \text{ ms}) = -45.95 \text{ dB}$$

**Note:**

1. Worst case Duty cycle = on time/100 milliseconds = $6 \times 0.0845 / 100 = 0.51\%$
2. Worst case Duty cycle correction factor = $20 \times \log(\text{Duty cycle}) = -45.90 \text{ dB}$

Duty Cycle Correction Factor Consideration for AFH mode:

The maximum possible ON time:

$$0.0845 \text{ ms} \times 6 = 0.51 \text{ ms}$$

Worst case Duty Cycle Correction factor, which is derived from the maximum possible ON time,

$$20 \times \log(0.51 \text{ ms}/100 \text{ ms}) = -45.90 \text{ dB}$$

————THE END————