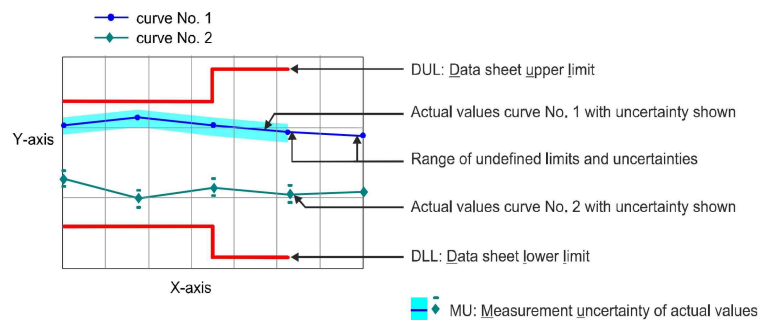


## The following abbreviations may be used in this document

{a}	No measurement uncertainty stated because the errors always add together. So it is sure that a measurement result evaluated as "PASS" is pass.
{b}	The measurement uncertainty depends on the measurement result. The stated measurement uncertainty is valid for the close area around the specification. Measurement results outside the close area have a higher measurement uncertainty but are within the specification.
{c}	Functional test, therefore no measurement uncertainty is stated.
{d}	Typical value, refer to performance test.
{e}	The measurement uncertainty is taken into account when setting the measuring system.
{f}	Verification of specified requirements. Technical operation that consist of the determination of one or more characteristics to a specified procedure.
DL or DT	Data Limit for symmetrical tolerance limits
DLL	Datasheet Lower Limit
DUL	Datasheet Upper Limit
MU	Symmetrical Measurement Uncertainty
MLL or MLV	Measurement Uncertainty Lower Value
MUL or MUV	Measurement Uncertainty Upper Value
Nom.	Nominal Value
Dev.	Deviation
Act.	Actual Value
UGB	Uncertainty Guard Band: Measuring uncertainty violates the data (spec.) limit.
UGB1	A compliance statement may be possible where a confidence level of less than 95 % is acceptable.
UGB2	A non-compliance statement may be possible where a confidence level of less than 95 % is acceptable.
DU	Datasheet Uncertainty

## Explanation of charts



# Table of contents

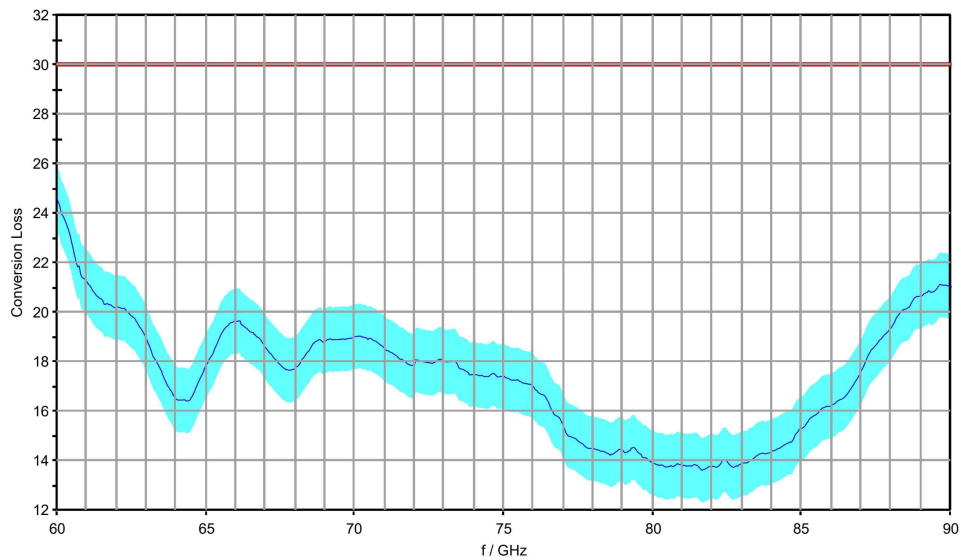
Software used for measurement .....	4
1. Conversion Loss (6. Harmonic) .....	5
1.1 Conversion Loss (IF = 404.4 MHz) .....	5
1.2 Conversion Loss (IF = 729 MHz) .....	5
1.3 Conversion Loss (IF = 1330 MHz) .....	6
1.4 Continuity response within 1 GHz .....	6

Software used for measurement			
Item	Type	Version	Remark
Suite	Setup	V12.10.02	Test Management Software G5
Test Program (7012.8706.00_)	Component	V01.05	

## 1. Conversion Loss (6. Harmonic)

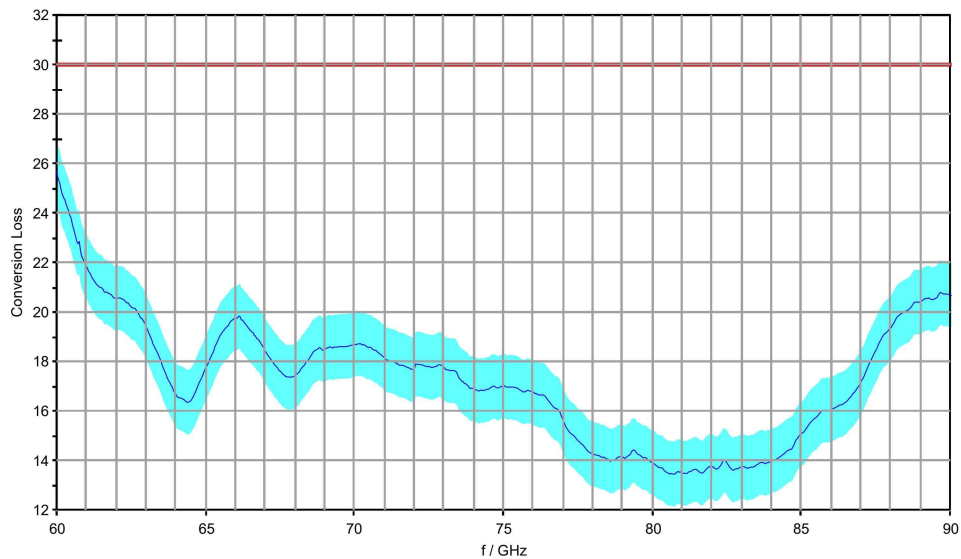
### 1.1 Conversion Loss (IF = 404.4 MHz)

IF = 404.4 MHz, 6. Harmonic



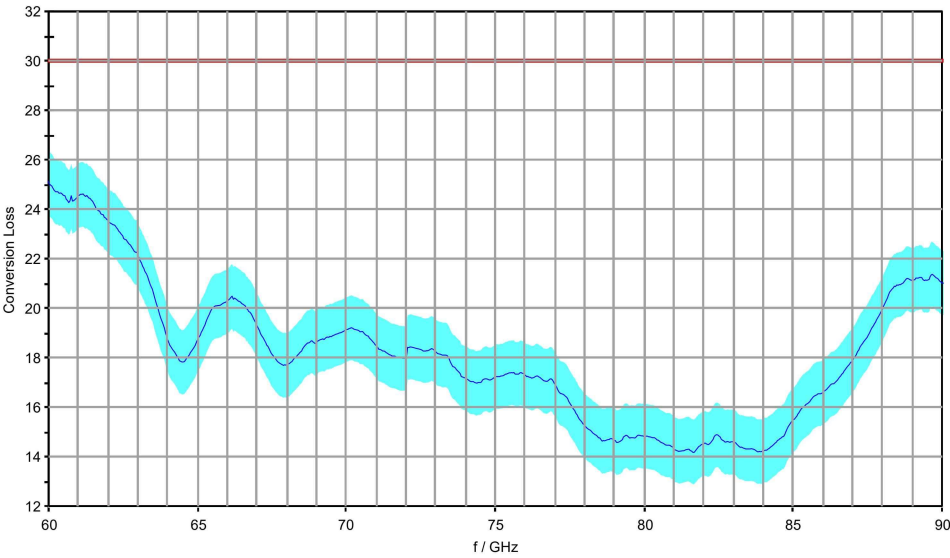
### 1.2 Conversion Loss (IF = 729 MHz)

IF = 729 MHz, 6. Harmonic



1.3 Conversion Loss (IF = 1330 MHz)

IF = 1330 MHz, 6. Harmonic



1.4 Continuity response within 1 GHz

Continuity response within any 1 GHz Band, 6. Harmonic

	DUL /dB	Continuity /dB
max. at IF = 404.4 MHz:	6.0	3.46
max. at IF = 729 MHz:	6.0	3.80
max. at IF = 1330 MHz:	6.0	3.42

## Incoming Results

Designation:	HARMONIC MIXER
Type:	FS-Z90
Material No.:	1048.0371.02
Serial No.:	101811
Certificate No.:	0001A300623436
Referring to Test Documentation:	5038.8323.01-PB-02.00

Test Department:	3MM-P
Name:	Michael Haupt
Date:	2021-11-16

