



# FCC SAR TEST REPORT

**FCC ID** : A4RG020C  
**Equipment** : Smartphone  
**Model Name** : G020C  
**Applicant** : Google LLC  
1600 Amphitheatre Parkway,  
Mountain View, California, 94043 USA  
**Standard** : FCC 47 CFR Part 2 (2.1093)  
ANSI/IEEE C95.1-1992  
IEEE 1528-2013

The product was received on Oct. 28, 2019 and testing was started from Oct. 29, 2019 and completed on Dec. 09, 2019. We, SPORTON INTERNATIONAL INC., would like to declare that the tested sample has been evaluated in accordance with the test procedures and has been in compliance with the applicable technical standards.

The report must not be used by the client to claim product certification, approval, or endorsement by TAF or any agency of government.

The test results in this report apply exclusively to the tested model / sample. Without written approval of SPORTON INTERNATIONAL INC. EMC & Wireless Communications Laboratory, the test report shall not be reproduced except in full.

Approved by: Cona Huang / Deputy Manager

**SPORTON INTERNATIONAL INC. EMC & Wireless Communications Laboratory**  
No. 52, Huaya 1st Rd., Guishan Dist., Taoyuan City, Taiwan (R.O.C.)



Table of Contents

1. Statement of Compliance ..... 4
2. Guidance Applied..... 5
3. Equipment Under Test (EUT) Information ..... 5
3.1 General Information ..... 5
3.2 Maximum Tune-up Limit..... 6
3.3 General LTE SAR Test and Reporting Considerations ..... 17
4. RF Exposure Limits.....20
4.1 Uncontrolled Environment.....20
4.2 Controlled Environment.....20
5. Specific Absorption Rate (SAR).....21
5.1 Introduction .....21
5.2 SAR Definition.....21
6. System Description and Setup .....22
6.1 E-Field Probe .....23
6.2 Data Acquisition Electronics (DAE) .....23
6.3 Phantom.....24
6.4 Device Holder.....25
7. Measurement Procedures .....26
7.1 Spatial Peak SAR Evaluation .....26
7.2 Power Reference Measurement.....27
7.3 Area Scan .....27
7.4 Zoom Scan.....28
7.5 Volume Scan Procedures.....28
7.6 Power Drift Monitoring.....28
8. Test Equipment List.....29
9. System Verification .....30
9.1 Tissue Simulating Liquids.....30
9.2 Tissue Verification .....31
9.3 System Performance Check Results.....33
10. RF Exposure Positions .....35
10.1 Ear and handset reference point .....35
10.2 Definition of the cheek position .....36
10.3 Definition of the tilt position .....37
10.4 Product Specific Exposure .....37
10.5 Body Worn Accessory .....38
10.6 Wireless Router.....38
11. WLAN OFF Conducted RF Output Power (Unit: dBm).....39
12. WLAN ON Conducted RF Output Power (Unit: dBm).....97
13. DL carrier aggregation.....149
14. WWAN OFF & WWAN ON WLAN Conducted Power .....153
15. RF Exposure position consideration.....160
16. SAR Test Results .....161
16.1 Head SAR .....163
16.2 Hotspot SAR .....172
16.3 Body Worn Accessory SAR.....189
16.4 Product Specific SAR.....200
16.5 Repeated SAR Measurement .....201
16.6 LTE Band 41 Power Class 2 and Power Class 3 Linearity .....202
17. Simultaneous Transmission Analysis.....203
17.1 Head Exposure Conditions .....204
17.2 Hotspot Exposure Conditions.....208
17.3 Body-Worn Accessory Exposure Conditions .....215
17.4 Product Specific Exposure Conditions .....217
18. Uncertainty Assessment .....218
19. References.....218
Appendix A. Plots of System Performance Check
Appendix B. Plots of High SAR Measurement
Appendix C. DASy Calibration Certificate
Appendix D. Test Setup Photos



### History of this test report

Report No.	Version	Description	Issued Date
FA9O2114	01	Initial issue of report	Nov. 13. 2019
FA9O2114	02	Additional SAR testing	Dec. 12. 2019



**1. Statement of Compliance**

The maximum results of Specific Absorption Rate (SAR) found during testing for Google LLC, Smartphone, G020C, are as follows.

Equipment Class	Frequency Band	Highest SAR Summary				Highest Simultaneous Transmission 1g SAR (W/kg)
		Head (Separation 0mm)	Body-worn (Separation 10mm)	Hotspot (Separation 10mm)	Product Specific (Separation 0mm)	
		1g SAR (W/kg)			10g SAR (W/kg)	
Licensed	GSM850	0.38	0.56	0.56		1.59
	GSM1900	0.36	0.76	0.83		
	WCDMA II	0.69	1.13	1.13		
	WCDMA IV	0.21	0.61	0.72		
	WCDMA V	0.32	0.47	0.47		
	CDMA BC0	0.33	0.63	0.69		
	CDMA BC1	0.66	1.12	1.10		
	CDMA BC10	0.29	0.46	0.49		
	LTE Band 7	0.52	1.03	1.03		
	LTE Band 12/17	0.20	0.36	0.36		
	LTE Band 13	1.00	0.48	0.48		
	LTE Band 14	1.13	0.51	0.51		
	LTE Band 2/25	0.66	1.09	1.09		
	LTE Band 5/26	0.41	0.57	0.57		
	LTE Band 30	0.79	1.17	1.17		
	LTE Band 4/66	0.40	0.79	0.90		
	LTE Band 71	1.20	0.29	0.29		
	LTE Band 38	0.24	0.56	0.56		
LTE Band 41	0.42	0.73	0.73			
DTS	2.4GHz WLAN	0.47	1.00	1.00		1.52
NII	5GHz WLAN	0.68	1.08	1.18	2.99	1.59
DSS	Bluetooth	0.50	0.14	0.14		1.59
Date of Testing:		2019/10/28 ~ 2019/12/09				

Sporton Lab is accredited to ISO 17025 by Taiwan Accreditation Foundation (TAF code: 1190) and the FCC designation No. TW1190 under the FCC 2.948(e) by Mutual Recognition Agreement (MRA) in FCC test. This device is in compliance with Specific Absorption Rate (SAR) for general population/uncontrolled exposure limits (1.6 W/kg for Partial-Body, 4.0 W/kg for Product Specific) specified in FCC 47 CFR part 2 (2.1093) and ANSI/IEEE C95.1-1992, and had been tested in accordance with the measurement methods and procedures specified in IEEE 1528-2013 and FCC KDB publications

Reviewed by: Jason Wang

Report Producer: Wan Liu



## 2. Guidance Applied

The Specific Absorption Rate (SAR) testing specification, method, and procedure for this device is in accordance with the following standards:

- FCC 47 CFR Part 2 (2.1093)
- ANSI/IEEE C95.1-1992
- IEEE 1528-2013
- FCC KDB 865664 D01 SAR Measurement 100 MHz to 6 GHz v01r04
- FCC KDB 865664 D02 SAR Reporting v01r02
- FCC KDB 447498 D01 General RF Exposure Guidance v06
- FCC KDB 648474 D04 SAR Evaluation Considerations for Wireless Handsets v01r03
- FCC KDB 248227 D01 802.11 Wi-Fi SAR v02r02
- FCC KDB 941225 D01 3G SAR Procedures v03r01
- FCC KDB 941225 D05 SAR for LTE Devices v02r05
- FCC KDB 941225 D05A Rel.10 LTE SAR Test Guidance v01r02
- FCC KDB 941225 D06 Hotspot Mode SAR v02r01
- FCC KDB 941225 D07 UMPC Mini Tablet v01r02

## 3. Equipment Under Test (EUT) Information

### 3.1 General Information

Product Feature & Specification	
Equipment Name	Smartphone
Model Name	G020C
FCC ID	A4RG020C
Wireless Technology and Frequency Range	GSM850: 824.2 MHz ~ 848.8 MHz GSM1900: 1850.2 MHz ~ 1909.8 MHz WCDMA Band II: 1852.4 MHz ~ 1907.6 MHz WCDMA Band IV: 1712.4 MHz ~ 1752.6 MHz WCDMA Band V: 826.4 MHz ~ 846.6 MHz CDMA2000 BC0: 824.7 MHz ~ 848.31 MHz CDMA 2000 BC1: 1851.25 MHz ~ 1908.75 MHz CDMA 2000 BC10: 817.9 MHz ~ 823.1 MHz LTE Band 2: 1850.7 MHz ~ 1909.3 MHz LTE Band 4: 1710.7 MHz ~ 1754.3 MHz LTE Band 5: 824.7 MHz ~ 848.3 MHz LTE Band 7: 2502.5 MHz ~ 2567.5 MHz LTE Band 12: 699.7 MHz ~ 715.3 MHz LTE Band 13: 779.5 MHz ~ 784.5 MHz LTE Band 14: 790.5 MHz ~ 795.5 MHz LTE Band 17: 706.5 MHz ~ 713.5 MHz LTE Band 25: 1850.7 MHz ~ 1914.3 MHz LTE Band 26: 814.7 MHz ~ 848.3 MHz LTE Band 30: 2307.5 MHz ~ 2312.5 MHz LTE Band 38: 2572.5 MHz ~ 2617.5 MHz LTE Band 41: 2498.5 MHz ~ 2687.5 MHz LTE Band 66: 1710.7 MHz ~ 1779.3 MHz LTE Band 71: 665.5 MHz ~ 695.5 MHz WLAN 2.4GHz Band: 2412 MHz ~ 2472 MHz WLAN 5.2GHz Band: 5180 MHz ~ 5240 MHz WLAN 5.3GHz Band: 5260 MHz ~ 5320 MHz WLAN 5.5GHz Band: 5500 MHz ~ 5720 MHz WLAN 5.8GHz Band: 5745 MHz ~ 5825 MHz Bluetooth: 2402 MHz ~ 2480 MHz NFC : 13.56 MHz
Mode	GSM/GPRS/EGPRS/DTM RMC/AMR 12.2Kbps HSDPA HSUPA DC-HSDPA CDMA2000 : 1xEV-DO/1xEV-DO(A) LTE: QPSK, 16QAM, 64QAM WLAN: 802.11a/b/g/n/ac HT20 / HT40 / VHT20 / VHT40 / VHT80 Bluetooth BR/EDR/LE NFC:ASK
GSM / (E)GPRS Dual Transfer mode	Class A – EUT can support Packet Switched and Circuit Switched Network simultaneously.
EUT Stage	Identical Prototype
Remark:	1. This is a Class II permissive change test report and the test plan is included in the operational description.



**3.2 Maximum Tune-up Limit**

**General Note:**

1. For the cellular band is including in 0/1/2/3 transmit antennas, the antenna selection are based on the connection quality condition, and only one antenna will transmit at a time.
2. The device have several power modes which are determined by the exposure conditions with or without simultaneous transmission in head/hotspot/body-worn conditions, the detailed implementation of the detection of the use cases and the power table control is illustrated in the operational description exhibit.
3. When WWAN single transmitting or WWAN off and WiFi/BT is transmitting which is consider as standalone mode, When WWAN and WLAN/BT transmission at the same time which is consider as simultaneous transmission mode.

WIFI OFF						
Band	Default Tune up Power (dBm)	Head Mode		Body-Worn / Hotspot Mode		
		Ant-0 Default Power	Ant-1 Power table 3	Ant-0 Default Power	Ant-1 Default Power	
GSM850	GSM (GMSK, 1Tx-slot)	34.0 / -3	34.0 / -3	NA	34.0 / -3	34.0 / -3
	GPRS (GMSK, 1Tx-slot)	34.0 / -3	34.0 / -3	NA	34.0 / -3	34.0 / -3
	GPRS (GMSK, 2Tx-slot)	32.0 / -3	32.0 / -3	NA	32.0 / -3	32.0 / -3
	GPRS (GMSK, 3Tx-slot)	30.0 / -3	30.0 / -3	NA	30.0 / -3	30.0 / -3
	GPRS (GMSK, 4Tx-slot)	29.0 / -3	29.0 / -3	NA	29.0 / -3	29.0 / -3
	DTM (GMSK, 2Tx-slot)	32.0 / -3	32.0 / -3	NA	32.0 / -3	32.0 / -3
	DTM (GMSK, 3Tx-slot)	30.0 / -3	30.0 / -3	NA	30.0 / -3	30.0 / -3
	EDGE (8PSK, 1Tx-slot)	28.0 / -3	28.0 / -3	NA	28.0 / -3	28.0 / -3
	EDGE (8PSK, 2Tx-slot)	27.0 / -3	27.0 / -3	NA	27.0 / -3	27.0 / -3
	EDGE (8PSK, 3Tx-slot)	25.0 / -3	25.0 / -3	NA	25.0 / -3	25.0 / -3
	EDGE (8PSK, 4Tx-slot)	23.0 / -3	23.0 / -3	NA	23.0 / -3	23.0 / -3
	DTM (8PSK, 2Tx-slot)	27.0 / -3	27.0 / -3	NA	27.0 / -3	27.0 / -3
	DTM (8PSK, 3Tx-slot)	25.0 / -3	25.0 / -3	NA	25.0 / -3	25.0 / -3
GSM1900	GSM (GMSK, 1Tx-slot)	31.0 / -3	31.0 / -3	NA	31.0 / -3	31.0 / -3
	GPRS (GMSK, 1Tx-slot)	31.0 / -3	31.0 / -3	NA	31.0 / -3	31.0 / -3
	GPRS (GMSK, 2Tx-slot)	29.5 / -3	29.5 / -3	NA	29.5 / -3	29.5 / -3
	GPRS (GMSK, 3Tx-slot)	27.5 / -3	27.5 / -3	NA	27.5 / -3	27.5 / -3
	GPRS (GMSK, 4Tx-slot)	26.5 / -3	26.5 / -3	NA	26.5 / -3	26.5 / -3
	DTM (GMSK, 2Tx-slot)	29.5 / -3	29.5 / -3	NA	29.5 / -3	29.5 / -3
	DTM (GMSK, 3Tx-slot)	27.5 / -3	27.5 / -3	NA	27.5 / -3	27.5 / -3
	EDGE (8PSK, 1Tx-slot)	27.0 / -3	27.0 / -3	NA	27.0 / -3	27.0 / -3
	EDGE (8PSK, 2Tx-slot)	26.0 / -3	26.0 / -3	NA	26.0 / -3	26.0 / -3
	EDGE (8PSK, 3Tx-slot)	25.0 / -3	25.0 / -3	NA	25.0 / -3	25.0 / -3
	EDGE (8PSK, 4Tx-slot)	24.0 / -3	24.0 / -3	NA	24.0 / -3	24.0 / -3
	DTM (8PSK, 2Tx-slot)	26.0 / -3	26.0 / -3	NA	26.0 / -3	26.0 / -3
	DTM (8PSK, 3Tx-slot)	25.0 / -3	25.0 / -3	NA	25.0 / -3	25.0 / -3



WIFI OFF					
Band	Default Tune up Power (dBm)	Head Power Mode		Body-Worn / Hotspot Mode	
		Ant-0 Default Power	Ant-1 Power table 3	Ant-0 Default Power	Ant-1 Default Power
WCDMA Band II	25.1 / -2.4	25.1 / -2.4	NA	25.1 / -2.4	NA
WCDMA Band IV	24.0 / -3	24.0 / -3	NA	24.0 / -3	24.0 / -3
WCDMA Band V	24.5 / -3	24.5 / -3	NA	24.5 / -3	24.5 / -3
CDMA BC0	25.5 / -3	25.5 / -3	NA	25.5 / -3	25.5 / -3
CDMA BC1	25.0 / -3	25.0 / -3	NA	25.0 / -3	25.0 / -3
CDMA BC10	25.5 / -3	25.5 / -3	NA	25.5 / -3	25.5 / -3
LTE 2	25.1 / -2.4	25.1 / -2.4	NA	25.1 / -2.4	25.1 / -2.4
LTE 4	24.5 / -3	24.5 / -3	NA	24.5 / -3	24.5 / -3
LTE 5	25.7 / -3	25.7 / -3	NA	25.7 / -3	25.7 / -3
LTE 12	25.7 / -3	25.7 / -3	NA	25.7 / -3	25.7 / -3
LTE 13	25.3 / -3	25.3 / -3	25.3 / -3	25.3 / -3	25.3 / -3
LTE 14	25.5 / -3	25.5 / -3	25.5 / -3	25.5 / -3	25.5 / -3
LTE 17	25.7 / -3	25.7 / -3	NA	25.7 / -3	25.7 / -3
LTE 25	25.1 / -2.4	25.1 / -2.4	NA	25.1 / -2.4	25.1 / -2.4
LTE 26	25.7 / -3	25.7 / -3	NA	25.7 / -3	25.7 / -3
LTE 66	24.5 / -3	24.5 / -3	NA	24.5 / -3	24.5 / -3
LTE 71	24.6 / -3	24.6 / -3	24.6 / -3	24.6 / -3	24.6 / -3

WIFI OFF					
Band	Default Tune up Power (dBm)	Head Power Mode		Body-Worn / Hotspot Mode	
		Ant-2 Default Power	Ant-3 Power table 3	Ant-2 Default Power	Ant-3 Default Power
LTE 7	24.5 / -3	24.5 / -3	NA	24.5 / -3	NA
LTE 30	25.1 / -2.4	25.1 / -2.4	NA	25.1 / -2.4	25.1 / -2.4
LTE 38	25.7 / -3	25.7 / -3	NA	25.7 / -3	NA
LTE 41(Power Class 2)	26.5 / -3	26.5 / -3	NA	26.5 / -3	NA
LTE 41(Power Class 3)	25.0 / -3	25.0 / -3	NA	25.0 / -3	NA



WIFI ON						
Band	Default Tune up Power (dBm)	Head Mode		Body-Worn / Hotspot Mode		
		Ant-0 Default Power	Ant-1 Power table 2	Ant-0 Power table 1	Ant-1 Power table 4	
GSM850	GSM (GMSK, 1Tx-slot)	34.0 / -3	34.0 / -3	NA	30.0 / -3	NA
	GPRS (GMSK, 1Tx-slot)	34.0 / -3	34.0 / -3	NA	30.0 / -3	NA
	GPRS (GMSK, 2Tx-slot)	32.0 / -3	32.0 / -3	NA	28.0 / -3	NA
	GPRS (GMSK, 3Tx-slot)	30.0 / -3	30.0 / -3	NA	26.0 / -3	NA
	GPRS (GMSK, 4Tx-slot)	29.0 / -3	29.0 / -3	NA	25.0 / -3	NA
	DTM (GMSK, 2Tx-slot)	32.0 / -3	32.0 / -3	NA	28.0 / -3	NA
	DTM (GMSK, 3Tx-slot)	30.0 / -3	30.0 / -3	NA	26.0 / -3	NA
	EDGE (8PSK, 1Tx-slot)	28.0 / -3	28.0 / -3	NA	24.0 / -3	NA
	EDGE (8PSK, 2Tx-slot)	27.0 / -3	27.0 / -3	NA	23.0 / -3	NA
	EDGE (8PSK, 3Tx-slot)	25.0 / -3	25.0 / -3	NA	21.0 / -3	NA
	EDGE (8PSK, 4Tx-slot)	23.0 / -3	23.0 / -3	NA	19.0 / -3	NA
	DTM (8PSK, 2Tx-slot)	27.0 / -3	27.0 / -3	NA	23.0 / -3	NA
	DTM (8PSK, 3Tx-slot)	25.0 / -3	25.0 / -3	NA	21.0 / -3	NA
GSM1900	GSM (GMSK, 1Tx-slot)	31.0 / -3	31.0 / -3	NA	28.0 / -3	NA
	GPRS (GMSK, 1Tx-slot)	31.0 / -3	31.0 / -3	NA	28.0 / -3	NA
	GPRS (GMSK, 2Tx-slot)	29.5 / -3	29.5 / -3	NA	26.5 / -3	NA
	GPRS (GMSK, 3Tx-slot)	27.5 / -3	27.5 / -3	NA	24.5 / -3	NA
	GPRS (GMSK, 4Tx-slot)	26.5 / -3	26.5 / -3	NA	23.5 / -3	NA
	DTM (GMSK, 2Tx-slot)	29.5 / -3	29.5 / -3	NA	26.5 / -3	NA
	DTM (GMSK, 3Tx-slot)	27.5 / -3	27.5 / -3	NA	24.5 / -3	NA
	EDGE (8PSK, 1Tx-slot)	27.0 / -3	27.0 / -3	NA	24.0 / -3	NA
	EDGE (8PSK, 2Tx-slot)	26.0 / -3	26.0 / -3	NA	23.0 / -3	NA
	EDGE (8PSK, 3Tx-slot)	25.0 / -3	25.0 / -3	NA	22.0 / -3	NA
	EDGE (8PSK, 4Tx-slot)	24.0 / -3	24.0 / -3	NA	21.0 / -3	NA
	DTM (8PSK, 2Tx-slot)	26.0 / -3	26.0 / -3	NA	23.0 / -3	NA
	DTM (8PSK, 3Tx-slot)	25.0 / -3	25.0 / -3	NA	22.0 / -3	NA





WIFI ON					
Band	Default Tune up Power (dBm)	Head Power Mode		Body-Worn / Hotspot Mode	
		Ant-0 Default Power	Ant-1 Power table 2	Ant-0 Power table 1	Ant-1 Power table 4
WCDMA Band II	25.1 / -2.4	22.7 / -3	NA	19.7 / -3	NA
WCDMA Band IV	24.0 / -3	24.0 / -3	NA	20.0 / -3	NA
WCDMA Band V	24.5 / -3	24.5 / -3	NA	22.5 / -3	NA
CDMA BC0	25.5 / -3	25.5 / -3	NA	21.5 / -3	NA
CDMA BC1	25.0 / -3	22.5 / -3	NA	19.0 / -3	NA
CDMA BC10	25.5 / -3	25.5 / -3	NA	22.5 / -3	NA
LTE 2	25.1 / -2.4	23.5 / -3	NA	19.7 / -3	NA
LTE 4	24.5 / -3	24.5 / -3	NA	20.5 / -3	NA
LTE 5	25.7 / -3	25.7 / -3	NA	22.2 / -3	NA
LTE 12	25.7 / -3	25.7 / -3	NA	25.7 / -3	NA
LTE 13	25.3 / -3	25.3 / -3	NA	23.3 / -3	NA
LTE 14	25.5 / -3	25.5 / -3	NA	23.5 / -3	NA
LTE 17	25.7 / -3	25.7 / -3	NA	25.7 / -3	NA
LTE 25	25.1 / -2.4	23.5 / -3	NA	19.7 / -3	NA
LTE 26	25.7 / -3	25.7 / -3	NA	22.7 / -3	NA
LTE 66	24.5 / -3	24.5 / -3	NA	20.5 / -3	NA
LTE 71	24.6 / -3	24.6 / -3	NA	24.6 / -3	NA

WIFI ON					
Band	Default Tune up Power (dBm)	Head Power Mode		Body-Worn / Hotspot Mode	
		Ant-2 Default Power	Ant-3 Power table 2	Ant-2 Default Power	Ant-3 Power table 2
LTE 7	24.5 / -3	23.0 / -3	NA	18.5 / -3	NA
LTE 30	25.1 / -2.4	22.7 / -3	NA	19.7 / -3	NA
LTE 38	25.7 / -3	25.7 / -3	NA	21.7 / -3	NA
LTE 41 (Power Class 2)	26.5 / -3	26.5 / -3	NA	20.0 / -3	NA
LTE 41 (Power Class 3)	25.0 / -3	25.0 / -3	NA	20.0 / -3	NA



WLAN 2.4GHz <SISO>					
Mode	Channel	WWAN OFF/ON			
		Head		Body-Worn / Hotspot	
		SISO Ant-0 Power table 1	SISO Ant-1 Power table 1	SISO Ant-0 Power table 2	SISO Ant-1 Power table 2
802.11b	1	15.0 / -3	14.0 / -3	18.0 / -3	18.0 / -3
	6	15.0 / -3	14.0 / -3	18.0 / -3	18.0 / -3
	11	15.0 / -3	14.0 / -3	16.0 / -3	16.0 / -3
	12	15.0 / -3	14.0 / -3	15.0 / -3	15.0 / -3
	13	8.0 / -3	8.0 / -3	8.0 / -3	8.0 / -3
802.11g	1	15.0 / -3	14.0 / -3	15.0 / -3	15.0 / -3
	6	15.0 / -3	14.0 / -3	18.0 / -3	18.0 / -3
	11	15.0 / -3	14.0 / -3	15.5 / -3	15.5 / -3
	12	10.0 / -3	10.0 / -3	10.0 / -3	10.0 / -3
	13	-1.0 / -3	-1.0 / -3	-1.0 / -3	-1.0 / -3
802.11n HT20	1	15.0 / -3	14.0 / -3	15.0 / -3	15.0 / -3
	6	15.0 / -3	14.0 / -3	18.0 / -3	18.0 / -3
	11	15.0 / -3	14.0 / -3	15.5 / -3	15.5 / -3
	12	7.5 / -3	7.5 / -3	7.5 / -3	7.5 / -3
	13	-1.0 / -3	-1.0 / -3	-1.0 / -3	-1.0 / -3
802.11ac VHT20	1	15.0 / -3	14.0 / -3	15.0 / -3	15.0 / -3
	6	15.0 / -3	14.0 / -3	18.0 / -3	18.0 / -3
	11	15.0 / -3	14.0 / -3	15.5 / -3	15.5 / -3
	12	7.5 / -3	7.5 / -3	7.5 / -3	7.5 / -3
	13	-1.0 / -3	-1.0 / -3	-1.0 / -3	-1.0 / -3

WLAN 2.4GHz <MIMO>							
Mode	Channel	WWAN OFF/ON					
		Head			Body-Worn / Hotspot		
		MIMO Ant-0 Power table 1	MIMO Ant-1 Power table 1	MIMO Ant-0+1 Power table 1	MIMO Ant-0 Power table 2	MIMO Ant-1 Power table 2	MIMO Ant-0+1 Power table 2
802.11b	1	13.0 / -3	13.0 / -3	16.0 / -3	18.0 / -3	18.0 / -3	21.0 / -3
	6	13.0 / -3	13.0 / -3	16.0 / -3	18.0 / -3	18.0 / -3	21.0 / -3
	11	13.0 / -3	13.0 / -3	16.0 / -3	16.0 / -3	16.0 / -3	19.0 / -3
	12	13.0 / -3	13.0 / -3	16.0 / -3	15.0 / -3	15.0 / -3	18.0 / -3
	13	8.0 / -3	8.0 / -3	11.0 / -3	8.0 / -3	8.0 / -3	11.0 / -3
802.11g	1	13.0 / -3	13.0 / -3	16.0 / -3	15.0 / -3	15.0 / -3	18.0 / -3
	6	13.0 / -3	13.0 / -3	16.0 / -3	18.0 / -3	18.0 / -3	21.0 / -3
	11	13.0 / -3	13.0 / -3	16.0 / -3	15.5 / -3	15.5 / -3	18.5 / -3
	12	10.0 / -3	10.0 / -3	13.0 / -3	10.0 / -3	10.0 / -3	13.0 / -3
	13	-1.0 / -3	-1.0 / -3	2.0 / -3	-1.0 / -3	-1.0 / -3	2.0 / -3
802.11n HT20	1	13.0 / -3	13.0 / -3	16.0 / -3	15.0 / -3	15.0 / -3	18.0 / -3
	6	13.0 / -3	13.0 / -3	16.0 / -3	18.0 / -3	18.0 / -3	21.0 / -3
	11	13.0 / -3	13.0 / -3	16.0 / -3	15.5 / -3	15.5 / -3	18.5 / -3
	12	7.5 / -3	7.5 / -3	10.5 / -3	7.5 / -3	7.5 / -3	10.5 / -3
	13	-1.0 / -3	-1.0 / -3	2.0 / -3	-1.0 / -3	-1.0 / -3	2.0 / -3
802.11ac VHT20	1	13.0 / -3	13.0 / -3	16.0 / -3	15.0 / -3	15.0 / -3	18.0 / -3
	6	13.0 / -3	13.0 / -3	16.0 / -3	18.0 / -3	18.0 / -3	21.0 / -3
	11	13.0 / -3	13.0 / -3	16.0 / -3	15.5 / -3	15.5 / -3	18.5 / -3
	12	7.5 / -3	7.5 / -3	10.5 / -3	7.5 / -3	7.5 / -3	10.5 / -3
	13	-1.0 / -3	-1.0 / -3	2.0 / -3	-1.0 / -3	-1.0 / -3	2.0 / -3



WLAN 5.2GHz <SISO>					
Mode	Channel	WWAN OFF/ON			
		Head		Body-Worn / Hotspot	
		SISO Ant-0 Power table 1	SISO Ant-1 Power table 1	SISO Ant-0 Power table 2	SISO Ant-1 Power table 2
802.11a	36	12.0 / -3	12.0 / -3	17.5 / -3	17.5 / -3
	40	12.0 / -3	12.0 / -3	17.5 / -3	17.5 / -3
	44	12.0 / -3	12.0 / -3	17.5 / -3	17.5 / -3
	48	12.0 / -3	12.0 / -3	17.5 / -3	17.5 / -3
802.11n HT20	36	12.0 / -3	12.0 / -3	17.5 / -3	17.5 / -3
	40	12.0 / -3	12.0 / -3	17.5 / -3	17.5 / -3
	44	12.0 / -3	12.0 / -3	17.5 / -3	17.5 / -3
	48	12.0 / -3	12.0 / -3	17.5 / -3	17.5 / -3
802.11n HT40	38	12.0 / -3	12.0 / -3	12.5 / -3	12.5 / -3
	46	12.0 / -3	12.0 / -3	17.5 / -3	17.5 / -3
802.11ac VHT20	36	12.0 / -3	12.0 / -3	17.5 / -3	17.5 / -3
	40	12.0 / -3	12.0 / -3	17.5 / -3	17.5 / -3
	44	12.0 / -3	12.0 / -3	17.5 / -3	17.5 / -3
	48	12.0 / -3	12.0 / -3	17.5 / -3	17.5 / -3
802.11ac VHT40	38	12.0 / -3	12.0 / -3	12.5 / -3	12.5 / -3
	46	12.0 / -3	12.0 / -3	17.5 / -3	17.5 / -3
802.11ac VHT80	42	11.5 / -3	11.5 / -3	11.5 / -3	11.5 / -3

WLAN 5.2GHz <MIMO>							
Mode	Channel	WWAN OFF/ON					
		Head			Body-Worn / Hotspot		
		MIMO Ant-0 Power table 1	MIMO Ant-1 Power table 1	MIMO Ant-0+1 Power table 1	MIMO Ant-0 Power table 2	MIMO Ant-1 Power table 2	MIMO Ant-0+1 Power table 2
802.11a	36	12.0 / -3	12.0 / -3	15.0 / -3	17.5 / -3	17.5 / -3	20.5 / -3
	40	12.0 / -3	12.0 / -3	15.0 / -3	17.5 / -3	17.5 / -3	20.5 / -3
	44	12.0 / -3	12.0 / -3	15.0 / -3	17.5 / -3	17.5 / -3	20.5 / -3
	48	12.0 / -3	12.0 / -3	15.0 / -3	17.5 / -3	17.5 / -3	20.5 / -3
802.11n HT20	36	12.0 / -3	12.0 / -3	15.0 / -3	17.5 / -3	17.5 / -3	20.5 / -3
	40	12.0 / -3	12.0 / -3	15.0 / -3	17.5 / -3	17.5 / -3	20.5 / -3
	44	12.0 / -3	12.0 / -3	15.0 / -3	17.5 / -3	17.5 / -3	20.5 / -3
	48	12.0 / -3	12.0 / -3	15.0 / -3	17.5 / -3	17.5 / -3	20.5 / -3
802.11n HT40	38	12.0 / -3	12.0 / -3	15.0 / -3	12.5 / -3	12.5 / -3	15.5 / -3
	46	12.0 / -3	12.0 / -3	15.0 / -3	17.5 / -3	17.5 / -3	20.5 / -3
802.11ac VHT20	36	12.0 / -3	12.0 / -3	15.0 / -3	17.5 / -3	17.5 / -3	20.5 / -3
	40	12.0 / -3	12.0 / -3	15.0 / -3	17.5 / -3	17.5 / -3	20.5 / -3
	44	12.0 / -3	12.0 / -3	15.0 / -3	17.5 / -3	17.5 / -3	20.5 / -3
	48	12.0 / -3	12.0 / -3	15.0 / -3	17.5 / -3	17.5 / -3	20.5 / -3
802.11ac VHT40	38	12.0 / -3	12.0 / -3	15.0 / -3	12.5 / -3	12.5 / -3	15.5 / -3
	46	12.0 / -3	12.0 / -3	15.0 / -3	17.5 / -3	17.5 / -3	20.5 / -3
802.11ac VHT80	42	11.5 / -3	11.5 / -3	14.5 / -3	11.5 / -3	11.5 / -3	14.5 / -3



WLAN 5.3GHz <SISO>					
Mode	Channel	WWAN OFF/ON			
		Head		Body-Worn / Hotspot	
		SISO Ant-0 Power table 1	SISO Ant-1 Power table 1	SISO Ant-0 Power table 2	SISO Ant-1 Power table 2
802.11a	52	12.0 / -3	12.0 / -3	17.5 / -3	17.5 / -3
	56	12.0 / -3	12.0 / -3	17.5 / -3	17.5 / -3
	60	12.0 / -3	12.0 / -3	17.5 / -3	17.5 / -3
	64	12.0 / -3	12.0 / -3	17.5 / -3	17.5 / -3
802.11n HT20	52	12.0 / -3	12.0 / -3	17.5 / -3	17.5 / -3
	56	12.0 / -3	12.0 / -3	17.5 / -3	17.5 / -3
	60	12.0 / -3	12.0 / -3	17.5 / -3	17.5 / -3
	64	12.0 / -3	12.0 / -3	17.5 / -3	17.5 / -3
802.11n HT40	54	12.0 / -3	12.0 / -3	17.5 / -3	17.5 / -3
	62	12.0 / -3	12.0 / -3	13.5 / -3	13.5 / -3
802.11ac VHT20	52	12.0 / -3	12.0 / -3	17.5 / -3	17.5 / -3
	56	12.0 / -3	12.0 / -3	17.5 / -3	17.5 / -3
	60	12.0 / -3	12.0 / -3	17.5 / -3	17.5 / -3
	64	12.0 / -3	12.0 / -3	17.5 / -3	17.5 / -3
802.11ac VHT40	54	12.0 / -3	12.0 / -3	17.5 / -3	17.5 / -3
	62	12.0 / -3	12.0 / -3	13.5 / -3	13.5 / -3
802.11ac VHT80	58	12.0 / -3	12.0 / -3	13.0 / -3	13.0 / -3

WLAN 5.3GHz <MIMO>							
Mode	Channel	WWAN OFF/ON					
		Head			Body-Worn / Hotspot		
		MIMO Ant-0 Power table 1	MIMO Ant-1 Power table 1	MIMO Ant-0+1 Power table 1	MIMO Ant-0 Power table 2	MIMO Ant-1 Power table 2	MIMO Ant-0+1 Power table 2
802.11a	52	12.0 / -3	12.0 / -3	15.0 / -3	17.5 / -3	17.5 / -3	20.5 / -3
	56	12.0 / -3	12.0 / -3	15.0 / -3	17.5 / -3	17.5 / -3	20.5 / -3
	60	12.0 / -3	12.0 / -3	15.0 / -3	17.5 / -3	17.5 / -3	20.5 / -3
	64	12.0 / -3	12.0 / -3	15.0 / -3	17.5 / -3	17.5 / -3	20.5 / -3
802.11n HT20	52	12.0 / -3	12.0 / -3	15.0 / -3	17.5 / -3	17.5 / -3	20.5 / -3
	56	12.0 / -3	12.0 / -3	15.0 / -3	17.5 / -3	17.5 / -3	20.5 / -3
	60	12.0 / -3	12.0 / -3	15.0 / -3	17.5 / -3	17.5 / -3	20.5 / -3
	64	12.0 / -3	12.0 / -3	15.0 / -3	17.5 / -3	17.5 / -3	20.5 / -3
802.11n HT40	54	12.0 / -3	12.0 / -3	15.0 / -3	17.5 / -3	17.5 / -3	20.5 / -3
	62	12.0 / -3	12.0 / -3	15.0 / -3	13.5 / -3	13.5 / -3	16.5 / -3
802.11ac VHT20	52	12.0 / -3	12.0 / -3	15.0 / -3	17.5 / -3	17.5 / -3	20.5 / -3
	56	12.0 / -3	12.0 / -3	15.0 / -3	17.5 / -3	17.5 / -3	20.5 / -3
	60	12.0 / -3	12.0 / -3	15.0 / -3	17.5 / -3	17.5 / -3	20.5 / -3
	64	12.0 / -3	12.0 / -3	15.0 / -3	17.5 / -3	17.5 / -3	20.5 / -3
802.11ac VHT40	54	12.0 / -3	12.0 / -3	15.0 / -3	17.5 / -3	17.5 / -3	20.5 / -3
	62	12.0 / -3	12.0 / -3	15.0 / -3	13.5 / -3	13.5 / -3	16.5 / -3
802.11ac VHT80	58	12.0 / -3	12.0 / -3	15.0 / -3	13.0 / -3	13.0 / -3	16.0 / -3



WLAN 5.6GHz <SISO>					
Mode	Channel	WWAN OFF/ON			
		Head		Body-Worn / Hotspot	
		SISO Ant-0 Power table 1	SISO Ant-1 Power table 1	SISO Ant-0 Power table 2	SISO Ant-1 Power table 2
802.11a	100	11.5 / -3	14.0 / -3	17.5 / -3	17.5 / -3
	116	11.5 / -3	14.0 / -3	17.5 / -3	17.5 / -3
	132	11.5 / -3	14.0 / -3	17.5 / -3	17.5 / -3
	140	11.5 / -3	14.0 / -3	17.5 / -3	17.5 / -3
	144	11.5 / -3	14.0 / -3	17.5 / -3	17.5 / -3
802.11n HT20	100	11.5 / -3	14.0 / -3	17.5 / -3	17.5 / -3
	116	11.5 / -3	14.0 / -3	17.5 / -3	17.5 / -3
	132	11.5 / -3	14.0 / -3	17.5 / -3	17.5 / -3
	140	11.5 / -3	14.0 / -3	17.5 / -3	17.5 / -3
	144	11.5 / -3	14.0 / -3	17.5 / -3	17.5 / -3
802.11n HT40	102	11.5 / -3	13.5 / -3	13.0 / -3	13.0 / -3
	110	11.5 / -3	14.0 / -3	17.5 / -3	17.5 / -3
	134	11.5 / -3	14.0 / -3	17.5 / -3	17.5 / -3
	142	11.5 / -3	14.0 / -3	17.5 / -3	17.5 / -3
802.11ac VHT20	100	11.5 / -3	14.0 / -3	17.5 / -3	17.5 / -3
	116	11.5 / -3	14.0 / -3	17.5 / -3	17.5 / -3
	132	11.5 / -3	14.0 / -3	17.5 / -3	17.5 / -3
	140	11.5 / -3	14.0 / -3	17.5 / -3	17.5 / -3
	144	11.5 / -3	14.0 / -3	17.5 / -3	17.5 / -3
802.11ac VHT40	102	11.5 / -3	13.5 / -3	13.0 / -3	13.0 / -3
	110	11.5 / -3	14.0 / -3	17.5 / -3	17.5 / -3
	134	11.5 / -3	14.0 / -3	17.5 / -3	17.5 / -3
	142	11.5 / -3	14.0 / -3	17.5 / -3	17.5 / -3
802.11ac VHT80	106	11.5 / -3	12.0 / -3	12.5 / -3	12.5 / -3
	138	11.5 / -3	14.0 / -3	17.5 / -3	17.5 / -3



WLAN 5.6GHz <MIMO>							
Mode	Channel	WWAN OFF/ON					
		Head			Body-Worn / Hotspot		
		MIMO Ant-0 Power table 1	MIMO Ant-1 Power table 1	MIMO Ant-0+1 Power table 1	MIMO Ant-0 Power table 2	MIMO Ant-1 Power table 2	MIMO Ant-0+1 Power table 2
802.11a	100	12.0 / -3	12.0 / -3	15.0 / -3	17.5 / -3	17.5 / -3	20.5 / -3
	116	12.0 / -3	12.0 / -3	15.0 / -3	17.5 / -3	17.5 / -3	20.5 / -3
	132	12.0 / -3	12.0 / -3	15.0 / -3	17.5 / -3	17.5 / -3	20.5 / -3
	140	12.0 / -3	12.0 / -3	15.0 / -3	17.5 / -3	17.5 / -3	20.5 / -3
	144	12.0 / -3	12.0 / -3	15.0 / -3	17.5 / -3	17.5 / -3	20.5 / -3
802.11n HT20	100	12.0 / -3	12.0 / -3	15.0 / -3	17.5 / -3	17.5 / -3	20.5 / -3
	116	12.0 / -3	12.0 / -3	15.0 / -3	17.5 / -3	17.5 / -3	20.5 / -3
	132	12.0 / -3	12.0 / -3	15.0 / -3	17.5 / -3	17.5 / -3	20.5 / -3
	140	12.0 / -3	12.0 / -3	15.0 / -3	17.5 / -3	17.5 / -3	20.5 / -3
	144	12.0 / -3	12.0 / -3	15.0 / -3	17.5 / -3	17.5 / -3	20.5 / -3
802.11n HT40	102	12.0 / -3	12.0 / -3	15.0 / -3	13.0 / -3	13.0 / -3	16.0 / -3
	110	12.0 / -3	12.0 / -3	15.0 / -3	17.5 / -3	17.5 / -3	20.5 / -3
	134	12.0 / -3	12.0 / -3	15.0 / -3	17.5 / -3	17.5 / -3	20.5 / -3
	142	12.0 / -3	12.0 / -3	15.0 / -3	17.5 / -3	17.5 / -3	20.5 / -3
802.11ac VHT20	100	12.0 / -3	12.0 / -3	15.0 / -3	17.5 / -3	17.5 / -3	20.5 / -3
	116	12.0 / -3	12.0 / -3	15.0 / -3	17.5 / -3	17.5 / -3	20.5 / -3
	132	12.0 / -3	12.0 / -3	15.0 / -3	17.5 / -3	17.5 / -3	20.5 / -3
	140	12.0 / -3	12.0 / -3	15.0 / -3	17.5 / -3	17.5 / -3	20.5 / -3
	144	12.0 / -3	12.0 / -3	15.0 / -3	17.5 / -3	17.5 / -3	20.5 / -3
802.11ac VHT40	102	12.0 / -3	12.0 / -3	15.0 / -3	13.0 / -3	13.0 / -3	16.0 / -3
	110	12.0 / -3	12.0 / -3	15.0 / -3	17.5 / -3	17.5 / -3	20.5 / -3
	134	12.0 / -3	12.0 / -3	15.0 / -3	17.5 / -3	17.5 / -3	20.5 / -3
	142	12.0 / -3	12.0 / -3	15.0 / -3	17.5 / -3	17.5 / -3	20.5 / -3
802.11ac VHT80	106	12.0 / -3	12.0 / -3	15.0 / -3	12.5 / -3	12.5 / -3	15.5 / -3
	138	12.0 / -3	12.0 / -3	15.0 / -3	17.5 / -3	17.5 / -3	20.5 / -3



WLAN 5.8GHz <SISO>					
Mode	Channel	WWAN OFF/ON			
		Head		Body-Worn / Hotspot	
		SISO Ant-0 Power table 1	SISO Ant-1 Power table 1	SISO Ant-0 Power table 2	SISO Ant-1 Power table 2
802.11a	149	12.0 / -3	12.0 / -3	17.5 / -3	17.5 / -3
	153	12.0 / -3	12.0 / -3	17.5 / -3	17.5 / -3
	157	12.0 / -3	12.0 / -3	17.5 / -3	17.5 / -3
	161	12.0 / -3	12.0 / -3	17.5 / -3	17.5 / -3
	165	12.0 / -3	12.0 / -3	17.5 / -3	17.5 / -3
802.11n HT20	149	12.0 / -3	12.0 / -3	17.5 / -3	17.5 / -3
	153	12.0 / -3	12.0 / -3	17.5 / -3	17.5 / -3
	157	12.0 / -3	12.0 / -3	17.5 / -3	17.5 / -3
	161	12.0 / -3	12.0 / -3	17.5 / -3	17.5 / -3
	165	12.0 / -3	12.0 / -3	17.5 / -3	17.5 / -3
802.11n HT40	151	12.0 / -3	12.0 / -3	17.5 / -3	17.5 / -3
	159	12.0 / -3	12.0 / -3	17.5 / -3	17.5 / -3
802.11ac VHT20	149	12.0 / -3	12.0 / -3	17.5 / -3	17.5 / -3
	153	12.0 / -3	12.0 / -3	17.5 / -3	17.5 / -3
	157	12.0 / -3	12.0 / -3	17.5 / -3	17.5 / -3
	161	12.0 / -3	12.0 / -3	17.5 / -3	17.5 / -3
	165	12.0 / -3	12.0 / -3	17.5 / -3	17.5 / -3
802.11ac VHT40	151	12.0 / -3	12.0 / -3	17.5 / -3	17.5 / -3
	159	12.0 / -3	12.0 / -3	17.5 / -3	17.5 / -3
802.11ac VHT80	155	12.0 / -3	12.0 / -3	17.5 / -3	17.5 / -3



WLAN 5.8GHz <MIMO>							
Mode	Channel	WWAN OFF/ON					
		Head			Body-Worn / Hotspot		
		MIMO Ant-0 Power table 1	MIMO Ant-1 Power table 1	MIMO Ant-0+1 Power table 1	MIMO Ant-0 Power table 2	MIMO Ant-1 Power table 2	MIMO Ant-0+1 Power table 2
802.11a	149	12.0 / -3	12.0 / -3	15.0 / -3	17.5 / -3	17.5 / -3	20.5 / -3
	153	12.0 / -3	12.0 / -3	15.0 / -3	17.5 / -3	17.5 / -3	20.5 / -3
	157	12.0 / -3	12.0 / -3	15.0 / -3	17.5 / -3	17.5 / -3	20.5 / -3
	161	12.0 / -3	12.0 / -3	15.0 / -3	17.5 / -3	17.5 / -3	20.5 / -3
	165	12.0 / -3	12.0 / -3	15.0 / -3	17.5 / -3	17.5 / -3	20.5 / -3
802.11n HT20	149	12.0 / -3	12.0 / -3	15.0 / -3	17.5 / -3	17.5 / -3	20.5 / -3
	153	12.0 / -3	12.0 / -3	15.0 / -3	17.5 / -3	17.5 / -3	20.5 / -3
	157	12.0 / -3	12.0 / -3	15.0 / -3	17.5 / -3	17.5 / -3	20.5 / -3
	161	12.0 / -3	12.0 / -3	15.0 / -3	17.5 / -3	17.5 / -3	20.5 / -3
	165	12.0 / -3	12.0 / -3	15.0 / -3	17.5 / -3	17.5 / -3	20.5 / -3
802.11n HT40	151	12.0 / -3	12.0 / -3	15.0 / -3	17.5 / -3	17.5 / -3	20.5 / -3
	159	12.0 / -3	12.0 / -3	15.0 / -3	17.5 / -3	17.5 / -3	20.5 / -3
802.11ac VHT20	149	12.0 / -3	12.0 / -3	15.0 / -3	17.5 / -3	17.5 / -3	20.5 / -3
	153	12.0 / -3	12.0 / -3	15.0 / -3	17.5 / -3	17.5 / -3	20.5 / -3
	157	12.0 / -3	12.0 / -3	15.0 / -3	17.5 / -3	17.5 / -3	20.5 / -3
	161	12.0 / -3	12.0 / -3	15.0 / -3	17.5 / -3	17.5 / -3	20.5 / -3
	165	12.0 / -3	12.0 / -3	15.0 / -3	17.5 / -3	17.5 / -3	20.5 / -3
802.11ac VHT40	151	12.0 / -3	12.0 / -3	15.0 / -3	17.5 / -3	17.5 / -3	20.5 / -3
	159	12.0 / -3	12.0 / -3	15.0 / -3	17.5 / -3	17.5 / -3	20.5 / -3
802.11ac VHT80	155	12.0 / -3	12.0 / -3	15.0 / -3	17.5 / -3	17.5 / -3	20.5 / -3

Mode	2.4G Bluetooth
Bluetooth DH	18.0 / -4
Bluetooth 2DH	13.0 / -4
Bluetooth 3DH	13.0 / -4
Bluetooth LE	10.0 / -4
Bluetooth 5.0	10.0 / -4





**3.3 General LTE SAR Test and Reporting Considerations**

Summarized necessary items addressed in KDB 941225 D05 v02r05																																																															
FCC ID	A4RG020C																																																														
Equipment Name	Smartphone																																																														
Operating Frequency Range of each LTE transmission band	LTE Band 2: 1850.7 MHz ~ 1909.3 MHz LTE Band 4: 1710.7 MHz ~ 1754.3 MHz LTE Band 5: 824.7 MHz ~ 848.3 MHz LTE Band 7: 2502.5 MHz ~ 2567.5 MHz LTE Band 12: 699.7 MHz ~ 715.3 MHz LTE Band 13: 779.5 MHz ~ 784.5 MHz LTE Band 14: 790.5 MHz ~ 795.5 MHz LTE Band 17: 706.5 MHz ~ 713.5 MHz LTE Band 25: 1850.7 MHz ~ 1914.3 MHz LTE Band 26: 814.7 MHz ~ 848.3 MHz LTE Band 30: 2307.5 MHz ~ 2312.5 MHz LTE Band 38: 2572.5 MHz ~ 2617.5 MHz LTE Band 41: 2498.5 MHz ~ 2687.5 MHz LTE Band 66: 1710.7 MHz ~ 1779.3 MHz LTE Band 71: 665.5 MHz ~ 695.5 MHz																																																														
Channel Bandwidth	LTE Band 02: 1.4MHz, 3MHz, 5MHz, 10MHz, 15MHz, 20MHz LTE Band 04: 1.4MHz, 3MHz, 5MHz, 10MHz, 15MHz, 20MHz LTE Band 05: 1.4MHz, 3MHz, 5MHz, 10MHz LTE Band 07: 5MHz, 10MHz, 15MHz, 20MHz LTE Band 12: 1.4MHz, 3MHz, 5MHz, 10MHz LTE Band 13: 5MHz, 10MHz LTE Band 14: 5MHz, 10MHz LTE Band 17: 5MHz, 10MHz LTE Band 25: 1.4MHz, 3MHz, 5MHz, 10MHz, 15MHz, 20MHz LTE Band 26: 1.4MHz, 3MHz, 5MHz, 10MHz, 15MHz LTE Band 30: 5MHz, 10MHz LTE Band 38: 5MHz, 10MHz, 15MHz, 20MHz LTE Band 41: 5MHz, 10MHz, 15MHz, 20MHz LTE Band 66: 1.4MHz, 3MHz, 5MHz, 10MHz, 15MHz, 20MHz LTE Band 71: 5MHz, 10MHz, 15MHz, 20MHz																																																														
UE Rel. and Cat.	Rel 11, cat 11																																																														
uplink modulations used	QPSK / 16QAM / 64QAM																																																														
LTE Voice / Data requirements	Voice and Data																																																														
LTE MPR permanently built-in by design	<p align="center"><b>Table 6.2.3-1: Maximum Power Reduction (MPR) for Power Class 1, 2 and 3</b></p> <table border="1"> <thead> <tr> <th rowspan="2">Modulation</th> <th colspan="6">Channel bandwidth / Transmission bandwidth (N<sub>RB</sub>)</th> <th rowspan="2">MPR (dB)</th> </tr> <tr> <th>1.4 MHz</th> <th>3.0 MHz</th> <th>5 MHz</th> <th>10 MHz</th> <th>15 MHz</th> <th>20 MHz</th> </tr> </thead> <tbody> <tr> <td>QPSK</td> <td>&gt; 5</td> <td>&gt; 4</td> <td>&gt; 8</td> <td>&gt; 12</td> <td>&gt; 16</td> <td>&gt; 18</td> <td>≤ 1</td> </tr> <tr> <td>16 QAM</td> <td>≤ 5</td> <td>≤ 4</td> <td>≤ 8</td> <td>≤ 12</td> <td>≤ 16</td> <td>≤ 18</td> <td>≤ 1</td> </tr> <tr> <td>16 QAM</td> <td>&gt; 5</td> <td>&gt; 4</td> <td>&gt; 8</td> <td>&gt; 12</td> <td>&gt; 16</td> <td>&gt; 18</td> <td>≤ 2</td> </tr> <tr> <td>64 QAM</td> <td>≤ 5</td> <td>≤ 4</td> <td>≤ 8</td> <td>≤ 12</td> <td>≤ 16</td> <td>≤ 18</td> <td>≤ 2</td> </tr> <tr> <td>64 QAM</td> <td>&gt; 5</td> <td>&gt; 4</td> <td>&gt; 8</td> <td>&gt; 12</td> <td>&gt; 16</td> <td>&gt; 18</td> <td>≤ 3</td> </tr> <tr> <td>256 QAM</td> <td colspan="6">≥ 1</td> <td>≤ 5</td> </tr> </tbody> </table>	Modulation	Channel bandwidth / Transmission bandwidth (N <sub>RB</sub> )						MPR (dB)	1.4 MHz	3.0 MHz	5 MHz	10 MHz	15 MHz	20 MHz	QPSK	> 5	> 4	> 8	> 12	> 16	> 18	≤ 1	16 QAM	≤ 5	≤ 4	≤ 8	≤ 12	≤ 16	≤ 18	≤ 1	16 QAM	> 5	> 4	> 8	> 12	> 16	> 18	≤ 2	64 QAM	≤ 5	≤ 4	≤ 8	≤ 12	≤ 16	≤ 18	≤ 2	64 QAM	> 5	> 4	> 8	> 12	> 16	> 18	≤ 3	256 QAM	≥ 1						≤ 5
Modulation	Channel bandwidth / Transmission bandwidth (N <sub>RB</sub> )						MPR (dB)																																																								
	1.4 MHz	3.0 MHz	5 MHz	10 MHz	15 MHz	20 MHz																																																									
QPSK	> 5	> 4	> 8	> 12	> 16	> 18	≤ 1																																																								
16 QAM	≤ 5	≤ 4	≤ 8	≤ 12	≤ 16	≤ 18	≤ 1																																																								
16 QAM	> 5	> 4	> 8	> 12	> 16	> 18	≤ 2																																																								
64 QAM	≤ 5	≤ 4	≤ 8	≤ 12	≤ 16	≤ 18	≤ 2																																																								
64 QAM	> 5	> 4	> 8	> 12	> 16	> 18	≤ 3																																																								
256 QAM	≥ 1						≤ 5																																																								
LTE A-MPR	In the base station simulator configuration, Network Setting value is set to NS_01 to disable A-MPR during SAR testing and the LTE SAR tests was transmitting on all TTI frames (Maximum TTI)																																																														
Spectrum plots for RB configuration	A properly configured base station simulator was used for the SAR and power measurement; therefore, spectrum plots for each RB allocation and offset configuration are not included in the SAR report.																																																														
Power reduction applied to satisfy SAR compliance	The device has several different power modes for head / hotspot / body-wron conditions SAR compliance; power selection is determined by the device's positioning and usage scenarios.																																																														
LTE Carrier Aggregation Combinations	Inter-Band and Intra-Band possible combinations and the detail power measurement please referred to page 149																																																														
LTE Carrier Aggregation Additional Information	This device supports maximum of 3 carriers in the downlink. Additional following LTE Release features are not supported: Relay, HetNet, Enhanced MIMO, eICI, WiFi Offloading, MDH, eMBMA, Cross-Carrier Scheduling, Enhanced SC-FDMA.																																																														



Transmission (H, M, L) channel numbers and frequencies in each LTE band												
LTE Band 2												
	Bandwidth 1.4 MHz		Bandwidth 3 MHz		Bandwidth 5 MHz		Bandwidth 10 MHz		Bandwidth 15 MHz		Bandwidth 20 MHz	
	Ch. #	Freq. (MHz)	Ch. #	Freq. (MHz)	Ch. #	Freq. (MHz)	Ch. #	Freq. (MHz)	Ch. #	Freq. (MHz)	Ch. #	Freq. (MHz)
L	18607	1850.7	18615	1851.5	18625	1852.5	18650	1855	18675	1857.5	18700	1860
M	18900	1880	18900	1880	18900	1880	18900	1880	18900	1880	18900	1880
H	19193	1909.3	19185	1908.5	19175	1907.5	19150	1905	19125	1902.5	19100	1900
LTE Band 4												
	Bandwidth 1.4 MHz		Bandwidth 3 MHz		Bandwidth 5 MHz		Bandwidth 10 MHz		Bandwidth 15 MHz		Bandwidth 20 MHz	
	Ch. #	Freq. (MHz)	Ch. #	Freq. (MHz)	Ch. #	Freq. (MHz)	Ch. #	Freq. (MHz)	Ch. #	Freq. (MHz)	Ch. #	Freq. (MHz)
L	19957	1710.7	19965	1711.5	19975	1712.5	20000	1715	20025	1717.5	20050	1720
M	20175	1732.5	20175	1732.5	20175	1732.5	20175	1732.5	20175	1732.5	20175	1732.5
H	20393	1754.3	20385	1753.5	20375	1752.5	20350	1750	20325	1747.5	20300	1745
LTE Band 5												
	Bandwidth 1.4 MHz		Bandwidth 3 MHz		Bandwidth 5 MHz		Bandwidth 10 MHz		Bandwidth 15 MHz		Bandwidth 20 MHz	
	Ch. #	Freq. (MHz)	Ch. #	Freq. (MHz)	Ch. #	Freq. (MHz)	Ch. #	Freq. (MHz)	Ch. #	Freq. (MHz)	Ch. #	Freq. (MHz)
L	20407	824.7	20415	825.5	20425	826.5	20450	829	20450	829	20450	829
M	20525	836.5	20525	836.5	20525	836.5	20525	836.5	20525	836.5	20525	836.5
H	20643	848.3	20635	847.5	20625	846.5	20600	844	20600	844	20600	844
LTE Band 7												
	Bandwidth 5 MHz		Bandwidth 10 MHz		Bandwidth 15 MHz		Bandwidth 20 MHz		Bandwidth 15 MHz		Bandwidth 20 MHz	
	Ch. #	Freq. (MHz)	Ch. #	Freq. (MHz)	Ch. #	Freq. (MHz)	Ch. #	Freq. (MHz)	Ch. #	Freq. (MHz)	Ch. #	Freq. (MHz)
L	20775	2502.5	20800	2505	20825	2507.5	20850	2510	20850	2510	20850	2510
M	21100	2535	21100	2535	21100	2535	21100	2535	21100	2535	21100	2535
H	21425	2567.5	21400	2565	21375	2562.5	21350	2560	21350	2560	21350	2560
LTE Band 12												
	Bandwidth 1.4 MHz		Bandwidth 3 MHz		Bandwidth 5 MHz		Bandwidth 10 MHz		Bandwidth 15 MHz		Bandwidth 20 MHz	
	Ch. #	Freq. (MHz)	Ch. #	Freq. (MHz)	Ch. #	Freq. (MHz)	Ch. #	Freq. (MHz)	Ch. #	Freq. (MHz)	Ch. #	Freq. (MHz)
L	23017	699.7	23025	700.5	23035	701.5	23060	704	23060	704	23060	704
M	23095	707.5	23095	707.5	23095	707.5	23095	707.5	23095	707.5	23095	707.5
H	23173	715.3	23165	714.5	23155	713.5	23130	711	23130	711	23130	711
LTE Band 13												
	Bandwidth 5 MHz				Bandwidth 10 MHz				Bandwidth 10 MHz			
	Channel #		Freq.(MHz)		Channel #		Freq.(MHz)		Channel #		Freq.(MHz)	
L	23205		779.5		23230		782		23230		782	
M	23230		782		23230		782		23230		782	
H	23255		784.5		23230		782		23230		782	
LTE Band 14												
	Bandwidth 5 MHz				Bandwidth 10 MHz				Bandwidth 10 MHz			
	Channel #		Channel #		Channel #		Freq.(MHz)		Channel #		Freq.(MHz)	
L	23305		790.5		23330		793		23330		793	
M	23330		793		23330		793		23330		793	
H	23355		795.5		23330		793		23330		793	
LTE Band 17												
	Bandwidth 5 MHz				Bandwidth 10 MHz				Bandwidth 10 MHz			
	Channel #		Freq.(MHz)		Channel #		Freq. (MHz)		Channel #		Freq. (MHz)	
L	23755		706.5		23780		709		23780		709	
M	23790		710		23790		710		23790		710	
H	23825		713.5		23800		711		23800		711	
LTE Band 25												
	Bandwidth 1.4 MHz		Bandwidth 3 MHz		Bandwidth 5 MHz		Bandwidth 10 MHz		Bandwidth 15 MHz		Bandwidth 20 MHz	
	Ch. #	Freq. (MHz)	Ch. #	Freq. (MHz)	Ch. #	Freq. (MHz)	Ch. #	Freq. (MHz)	Ch. #	Freq. (MHz)	Ch. #	Freq. (MHz)
L	26047	1850.7	26055	1851.5	26065	1852.5	26090	1855	26115	1857.5	26140	1860
M	26340	1880	26340	1880	26340	1880	26340	1880	26340	1880	26340	1880



H	26683	1914.3	26675	1913.5	26665	1912.5	26640	1910	26615	1907.5	26590	1905
LTE Band 26												
	Bandwidth 1.4 MHz		Bandwidth 3 MHz		Bandwidth 5 MHz		Bandwidth 10 MHz		Bandwidth 15 MHz			
	Ch. #	Freq. (MHz)	Ch. #	Freq. (MHz)	Ch. #	Freq. (MHz)	Ch. #	Freq. (MHz)	Ch. #	Freq. (MHz)	Ch. #	Freq. (MHz)
L	26697	814.7	26705	815.5	26715	816.5	26740	819	26765	821.5		
M	26865	831.5	26865	831.5	26865	831.5	26865	831.5	26865	831.5		
H	27033	848.3	27025	847.5	27015	846.5	26990	844	26965	841.5		
LTE Band 30												
	Bandwidth 5 MHz					Bandwidth 10 MHz						
	Channel #		Freq.(MHz)			Channel #		Freq.(MHz)				
L	27685		2307.5			27710		2310				
M	27710		2310									
H	27735		2312.5									
LTE Band 38												
	Bandwidth 5 MHz		Bandwidth 10 MHz		Bandwidth 15 MHz		Bandwidth 20 MHz					
	Ch. #	Freq. (MHz)	Ch. #	Freq. (MHz)	Ch. #	Freq. (MHz)	Ch. #	Freq. (MHz)	Ch. #	Freq. (MHz)	Ch. #	Freq. (MHz)
L	37775	2572.5	37800	2575	37825	2577.5	37850	2580				
M	38000	2595	38000	2595	38000	2595	38000	2595				
H	38225	2617.5	38200	2615	38175	2612.5	38150	2610				
LTE Band 41												
	Bandwidth 5 MHz		Bandwidth 10 MHz		Bandwidth 15 MHz		Bandwidth 20 MHz					
	Ch. #	Freq. (MHz)	Ch. #	Freq. (MHz)	Ch. #	Freq. (MHz)	Ch. #	Freq. (MHz)	Ch. #	Freq. (MHz)	Ch. #	Freq. (MHz)
L	39675	2498.5	39700	2501	39725	2503.5	39750	2506				
L	40148	2545.8	40160	2547	40173	2548.3	40185	2549.5				
M	40620	2593	40620	2593	40620	2593	40620	2593				
H	41093	2640.3	41080	2639	41068	2637.8	41055	2636.5				
M												
H	41565	2687.5	41540	2685	41515	2682.5	41490	2680				
LTE Band 66												
	Bandwidth 1.4 MHz		Bandwidth 3 MHz		Bandwidth 5 MHz		Bandwidth 10 MHz		Bandwidth 15 MHz		Bandwidth 20 MHz	
	Ch. #	Freq. (MHz)	Ch. #	Freq. (MHz)	Ch. #	Freq. (MHz)	Ch. #	Freq. (MHz)	Ch. #	Freq. (MHz)	Ch. #	Freq. (MHz)
L	131979	1710.7	131987	1711.5	131997	1712.5	132022	1715	132047	1717.5	132072	1720
M	132322	1745	132322	1745	132322	1745	132322	1745	132322	1745	132322	1745
H	132665	1779.3	132657	1778.5	132647	1777.5	132622	1775	132597	1772.5	132572	1770
LTE Band 71												
	Bandwidth 5 MHz		Bandwidth 10 MHz		Bandwidth 15 MHz		Bandwidth 20 MHz					
	Ch. #	Freq. (MHz)	Ch. #	Freq. (MHz)	Ch. #	Freq. (MHz)	Ch. #	Freq. (MHz)	Ch. #	Freq. (MHz)	Ch. #	Freq. (MHz)
L	133147	665.5	133172	668	133197	670.5	133222	673				
M	133297	680.5	133297	680.5	133297	680.5	133297	680.5				
H	133447	695.5	133422	693	133397	690.5	133372	688				



**4. RF Exposure Limits**

**4.1 Uncontrolled Environment**

Uncontrolled Environments are defined as locations where there is the exposure of individuals who have no knowledge or control of their exposure. The general population/uncontrolled exposure limits are applicable to situations in which the general public may be exposed or in which persons who are exposed as a consequence of their employment may not be made fully aware of the potential for exposure or cannot exercise control over their exposure. Members of the general public would come under this category when exposure is not employment-related; for example, in the case of a wireless transmitter that exposes persons in its vicinity.

**4.2 Controlled Environment**

Controlled Environments are defined as locations where there is exposure that may be incurred by persons who are aware of the potential for exposure, (i.e. as a result of employment or occupation). In general, occupational/controlled exposure limits are applicable to situations in which persons are exposed as a consequence of their employment, who have been made fully aware of the potential for exposure and can exercise control over their exposure. The exposure category is also applicable when the exposure is of a transient nature due to incidental passage through a location where the exposure levels may be higher than the general population/uncontrolled limits, but the exposed person is fully aware of the potential for exposure and can exercise control over his or her exposure by leaving the area or by some other appropriate means.

**Limits for Occupational/Controlled Exposure (W/kg)**

Whole-Body	Partial-Body	Hands, Wrists, Feet and Ankles
0.4	8.0	20.0

**Limits for General Population/Uncontrolled Exposure (W/kg)**

Whole-Body	Partial-Body	Hands, Wrists, Feet and Ankles
0.08	1.6	4.0

1. Whole-Body SAR is averaged over the entire body, partial-body SAR is averaged over any 1gram of tissue defined as a tissue volume in the shape of a cube. SAR for hands, wrists, feet and ankles is averaged over any 10 grams of tissue defined as a tissue volume in the shape of a cube.

## **5. Specific Absorption Rate (SAR)**

### **5.1 Introduction**

SAR is related to the rate at which energy is absorbed per unit mass in an object exposed to a radio field. The SAR distribution in a biological body is complicated and is usually carried out by experimental techniques or numerical modeling. The standard recommends limits for two tiers of groups, occupational/controlled and general population/uncontrolled, based on a person's awareness and ability to exercise control over his or her exposure. In general, occupational/controlled exposure limits are higher than the limits for general population/uncontrolled.

### **5.2 SAR Definition**

The SAR definition is the time derivative (rate) of the incremental energy (dW) absorbed by (dissipated in) an incremental mass (dm) contained in a volume element (dv) of a given density ( $\rho$ ). The equation description is as below:

$$SAR = \frac{d}{dt} \left( \frac{dW}{dm} \right) = \frac{d}{dt} \left( \frac{dW}{\rho dv} \right)$$

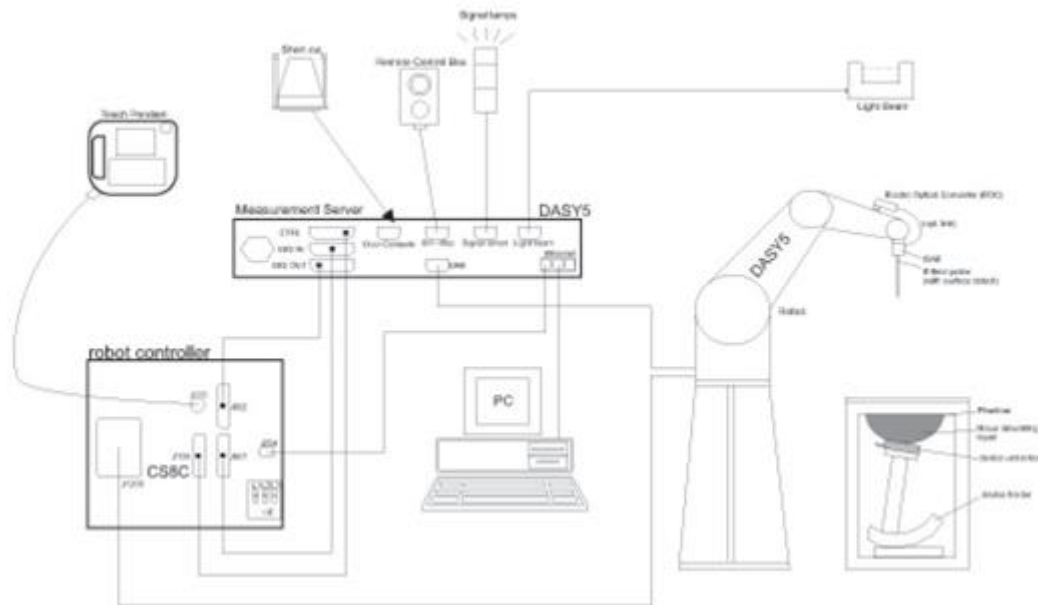
SAR is expressed in units of Watts per kilogram (W/kg)

$$SAR = \frac{\sigma |E|^2}{\rho}$$

Where:  $\sigma$  is the conductivity of the tissue,  $\rho$  is the mass density of the tissue and E is the RMS electrical field strength.

## **6. System Description and Setup**

The DASY system used for performing compliance tests consists of the following items:




- A standard high precision 6-axis robot with controller, teach pendant and software. An arm extension for accommodating the data acquisition electronics (DAE).
- An isotropic Field probe optimized and calibrated for the targeted measurement.
- A data acquisition electronics (DAE) which performs the signal amplification, signal multiplexing, AD-conversion, offset measurements, mechanical surface detection, collision detection, etc. The unit is battery powered with standard or rechargeable batteries. The signal is optically transmitted to the EOC.
- The Electro-optical converter (EOC) performs the conversion from optical to electrical signals for the digital communication to the DAE. To use optical surface detection, a special version of the EOC is required. The EOC signal is transmitted to the measurement server.
- The function of the measurement server is to perform the time critical tasks such as signal filtering, control of the robot operation and fast movement interrupts.
- The Light Beam used is for probe alignment. This improves the (absolute) accuracy of the probe positioning.
- A computer running WinXP or Win7 and the DASY5 software.
- Remote control and teach pendant as well as additional circuitry for robot safety such as warning lamps, etc.
- The phantom, the device holder and other accessories according to the targeted measurement.


**6.1 E-Field Probe**

The SAR measurement is conducted with the dosimetric probe (manufactured by SPEAG). The probe is specially designed and calibrated for use in liquid with high permittivity. The dosimetric probe has special calibration in liquid at different frequency. This probe has a built in optical surface detection system to prevent from collision with phantom.

**<ES3DV3 Probe>**

<b>Construction</b>	Symmetric design with triangular core Interleaved sensors Built-in shielding against static charges PEEK enclosure material (resistant to organic solvents, e.g., DGBE)	
<b>Frequency</b>	10 MHz – 4 GHz; Linearity: $\pm 0.2$ dB (30 MHz – 4 GHz)	
<b>Directivity</b>	$\pm 0.2$ dB in TSL (rotation around probe axis) $\pm 0.3$ dB in TSL (rotation normal to probe axis)	
<b>Dynamic Range</b>	5 $\mu$ W/g – >100 mW/g; Linearity: $\pm 0.2$ dB	
<b>Dimensions</b>	Overall length: 337 mm (tip: 20 mm) Tip diameter: 3.9 mm (body: 12 mm) Distance from probe tip to dipole centers: 3.0 mm	

**<EX3DV4 Probe>**

<b>Construction</b>	Symmetric design with triangular core Built-in shielding against static charges PEEK enclosure material (resistant to organic solvents, e.g., DGBE)	
<b>Frequency</b>	10 MHz – >6 GHz Linearity: $\pm 0.2$ dB (30 MHz – 6 GHz)	
<b>Directivity</b>	$\pm 0.3$ dB in TSL (rotation around probe axis) $\pm 0.5$ dB in TSL (rotation normal to probe axis)	
<b>Dynamic Range</b>	10 $\mu$ W/g – >100 mW/g Linearity: $\pm 0.2$ dB (noise: typically <1 $\mu$ W/g)	
<b>Dimensions</b>	Overall length: 337 mm (tip: 20 mm) Tip diameter: 2.5 mm (body: 12 mm) Typical distance from probe tip to dipole centers: 1 mm	

**6.2 Data Acquisition Electronics (DAE)**

The data acquisition electronics (DAE) consists of a highly sensitive electrometer-grade preamplifier with auto-zeroing, a channel and gain-switching multiplexer, a fast 16 bit AD-converter and a command decoder and control logic unit. Transmission to the measurement server is accomplished through an optical downlink for data and status information as well as an optical uplink for commands and the clock.


The input impedance of the DAE is 200 MOhm; the inputs are symmetrical and floating. Common mode rejection is above 80 dB.



**Fig 5.1 Photo of DAE**


**6.3 Phantom**

**<SAM Twin Phantom>**

<b>Shell Thickness</b>	2 ± 0.2 mm; Center ear point: 6 ± 0.2 mm	
<b>Filling Volume</b>	Approx. 25 liters	
<b>Dimensions</b>	Length: 1000 mm; Width: 500 mm; Height: adjustable feet	
<b>Measurement Areas</b>	Left Hand, Right Hand, Flat Phantom	

The bottom plate contains three pair of bolts for locking the device holder. The device holder positions are adjusted to the standard measurement positions in the three sections. A white cover is provided to tap the phantom during off-periods to prevent water evaporation and changes in the liquid parameters. On the phantom top, three reference markers are provided to identify the phantom position with respect to the robot.

**<ELI Phantom>**

<b>Shell Thickness</b>	2 ± 0.2 mm (sagging: <1%)	
<b>Filling Volume</b>	Approx. 30 liters	
<b>Dimensions</b>	Major ellipse axis: 600 mm Minor axis: 400 mm	

The ELI phantom is intended for compliance testing of handheld and body-mounted wireless devices in the frequency range of 30 MHz to 6 GHz. ELI4 is fully compatible with standard and all known tissue simulating liquids.



## **6.4 Device Holder**

### **<Mounting Device for Hand-Held Transmitter>**

In combination with the Twin SAM V5.0/V5.0c or ELI phantoms, the Mounting Device for Hand-Held Transmitters enables rotation of the mounted transmitter device to specified spherical coordinates. At the heads, the rotation axis is at the ear opening. Transmitter devices can be easily and accurately positioned according to IEC 62209-1, IEEE 1528, FCC, or other specifications. The device holder can be locked for positioning at different phantom sections (left head, right head, flat). And upgrade kit to Mounting Device to enable easy mounting of wider devices like big smart-phones, e-books, small tablets, etc. It holds devices with width up to 140 mm.



Mounting Device for Hand-Held Transmitters



Mounting Device Adaptor for Wide-Phones

### **<Mounting Device for Laptops and other Body-Worn Transmitters>**

The extension is lightweight and made of POM, acrylic glass and foam. It fits easily on the upper part of the mounting device in place of the phone positioned. The extension is fully compatible with the SAM Twin and ELI phantoms.



Mounting Device for Laptops

## **7. Measurement Procedures**

The measurement procedures are as follows:

### <Conducted power measurement>

- (a) For WWAN power measurement, use base station simulator to configure EUT WWAN transmission in conducted connection with RF cable, at maximum power in each supported wireless interface and frequency band.
- (b) Read the WWAN RF power level from the base station simulator.
- (c) For WLAN/BT power measurement, use engineering software to configure EUT WLAN/BT continuously transmission, at maximum RF power in each supported wireless interface and frequency band
- (d) Connect EUT RF port through RF cable to the power meter, and measure WLAN/BT output power

### <SAR measurement>

- (a) Use base station simulator to configure EUT WWAN transmission in radiated connection, and engineering software to configure EUT WLAN/BT continuously transmission, at maximum RF power, in the highest power channel.
- (b) Place the EUT in the positions as Appendix D demonstrates.
- (c) Set scan area, grid size and other setting on the DASY software.
- (d) Measure SAR results for the highest power channel on each testing position.
- (e) Find out the largest SAR result on these testing positions of each band
- (f) Measure SAR results for other channels in worst SAR testing position if the reported SAR of highest power channel is larger than 0.8 W/kg

According to the test standard, the recommended procedure for assessing the peak spatial-average SAR value consists of the following steps:

- (a) Power reference measurement
- (b) Area scan
- (c) Zoom scan
- (d) Power drift measurement

### **7.1 Spatial Peak SAR Evaluation**

The procedure for spatial peak SAR evaluation has been implemented according to the test standard. It can be conducted for 1g and 10g, as well as for user-specific masses. The DASY software includes all numerical procedures necessary to evaluate the spatial peak SAR value.

The base for the evaluation is a "cube" measurement. The measured volume must include the 1g and 10g cubes with the highest averaged SAR values. For that purpose, the center of the measured volume is aligned to the interpolated peak SAR value of a previously performed area scan.

The entire evaluation of the spatial peak values is performed within the post-processing engine (SEMCAD). The system always gives the maximum values for the 1g and 10g cubes. The algorithm to find the cube with highest averaged SAR is divided into the following stages:

- (a) Extraction of the measured data (grid and values) from the Zoom Scan
- (b) Calculation of the SAR value at every measurement point based on all stored data (A/D values and measurement parameters)
- (c) Generation of a high-resolution mesh within the measured volume
- (d) Interpolation of all measured values from the measurement grid to the high-resolution grid
- (e) Extrapolation of the entire 3-D field distribution to the phantom surface over the distance from sensor to surface
- (f) Calculation of the averaged SAR within masses of 1g and 10g

**7.2 Power Reference Measurement**

The Power Reference Measurement and Power Drift Measurements are for monitoring the power drift of the device under test in the batch process. The minimum distance of probe sensors to surface determines the closest measurement point to phantom surface. This distance cannot be smaller than the distance of sensor calibration points to probe tip as defined in the probe properties.

**7.3 Area Scan**

The area scan is used as a fast scan in two dimensions to find the area of high field values, before doing a fine measurement around the hot spot. The sophisticated interpolation routines implemented in DASY software can find the maximum found in the scanned area, within a range of the global maximum. The range (in dB) is specified in the standards for compliance testing. For example, a 2 dB range is required in IEEE standard 1528 and IEC 62209 standards, whereby 3 dB is a requirement when compliance is assessed in accordance with the ARIB standard (Japan), if only one zoom scan follows the area scan, then only the absolute maximum will be taken as reference. For cases where multiple maximums are detected, the number of zoom scans has to be increased accordingly.

Area scan parameters extracted from FCC KDB 865664 D01v01r04 SAR measurement 100 MHz to 6 GHz.

	≤ 3 GHz	> 3 GHz
Maximum distance from closest measurement point (geometric center of probe sensors) to phantom surface	5 ± 1 mm	$\frac{1}{2} \cdot \delta \cdot \ln(2) \pm 0.5$ mm
Maximum probe angle from probe axis to phantom surface normal at the measurement location	30° ± 1°	20° ± 1°
Maximum area scan spatial resolution: $\Delta x_{Area}, \Delta y_{Area}$	≤ 2 GHz: ≤ 15 mm 2 – 3 GHz: ≤ 12 mm	3 – 4 GHz: ≤ 12 mm 4 – 6 GHz: ≤ 10 mm
	When the x or y dimension of the test device, in the measurement plane orientation, is smaller than the above, the measurement resolution must be ≤ the corresponding x or y dimension of the test device with at least one measurement point on the test device.	

**7.4 Zoom Scan**

Zoom scans are used assess the peak spatial SAR values within a cubic averaging volume containing 1 gram and 10 gram of simulated tissue. The zoom scan measures points (refer to table below) within a cube shoes base faces are centered on the maxima found in a preceding area scan job within the same procedure. When the measurement is done, the zoom scan evaluates the averaged SAR for 1 gram and 10 gram and displays these values next to the job's label.

Zoom scan parameters extracted from FCC KDB 865664 D01v01r04 SAR measurement 100 MHz to 6 GHz.

		≤ 3 GHz	> 3 GHz	
Maximum zoom scan spatial resolution: $\Delta x_{Zoom}, \Delta y_{Zoom}$		$\leq 2$ GHz: $\leq 8$ mm 2 – 3 GHz: $\leq 5$ mm*	3 – 4 GHz: $\leq 5$ mm* 4 – 6 GHz: $\leq 4$ mm*	
Maximum zoom scan spatial resolution, normal to phantom surface	uniform grid: $\Delta z_{Zoom}(n)$	$\leq 5$ mm	3 – 4 GHz: $\leq 4$ mm 4 – 5 GHz: $\leq 3$ mm 5 – 6 GHz: $\leq 2$ mm	
	graded grid	$\Delta z_{Zoom}(1)$ : between 1 <sup>st</sup> two points closest to phantom surface	$\leq 4$ mm	3 – 4 GHz: $\leq 3$ mm 4 – 5 GHz: $\leq 2.5$ mm 5 – 6 GHz: $\leq 2$ mm
		$\Delta z_{Zoom}(n>1)$ : between subsequent points	$\leq 1.5 \cdot \Delta z_{Zoom}(n-1)$	
Minimum zoom scan volume	x, y, z	$\geq 30$ mm	3 – 4 GHz: $\geq 28$ mm 4 – 5 GHz: $\geq 25$ mm 5 – 6 GHz: $\geq 22$ mm	
Note: $\delta$ is the penetration depth of a plane-wave at normal incidence to the tissue medium; see draft standard IEEE P1528-2011 for details. * When zoom scan is required and the <i>reported</i> SAR from the <i>area scan based 1-g SAR estimation</i> procedures of KDB 447498 is $\leq 1.4$ W/kg, $\leq 8$ mm, $\leq 7$ mm and $\leq 5$ mm zoom scan resolution may be applied, respectively, for 2 GHz to 3 GHz, 3 GHz to 4 GHz and 4 GHz to 6 GHz.				

**7.5 Volume Scan Procedures**

The volume scan is used for assess overlapping SAR distributions for antennas transmitting in different frequency bands. It is equivalent to an oversized zoom scan used in standalone measurements. The measurement volume will be used to enclose all the simultaneous transmitting antennas. For antennas transmitting simultaneously in different frequency bands, the volume scan is measured separately in each frequency band. In order to sum correctly to compute the 1g aggregate SAR, the EUT remain in the same test position for all measurements and all volume scan use the same spatial resolution and grid spacing. When all volume scan were completed, the software, SEMCAD postprocessor can combine and subsequently superpose these measurement data to calculating the multiband SAR.

**7.6 Power Drift Monitoring**

All SAR testing is under the EUT install full charged battery and transmit maximum output power. In DASy measurement software, the power reference measurement and power drift measurement procedures are used for monitoring the power drift of EUT during SAR test. Both these procedures measure the field at a specified reference position before and after the SAR testing. The software will calculate the field difference in dB. If the power drifts more than 5%, the SAR will be retested.



### 8. Test Equipment List

Manufacturer	Name of Equipment	Type/Model	Serial Number	Calibration	
				Last Cal.	Due Date
SPEAG	750MHz System Validation Kit	D750V3	1107	Mar. 08, 2019	Mar. 07, 2020
SPEAG	835MHz System Validation Kit	D835V2	4d167	Mar. 08, 2019	Mar. 07, 2020
SPEAG	1750MHz System Validation Kit	D1750V2	1112	Mar. 07, 2019	Mar. 06, 2020
SPEAG	1900MHz System Validation Kit	D1900V2	5d185	Mar. 07, 2019	Mar. 06, 2020
SPEAG	2300MHz System Validation Kit	D2300V2	1006	Jan. 28, 2019	Jan. 27, 2020
SPEAG	2450MHz System Validation Kit	D2450V2	929	Mar. 06, 2019	Mar. 05, 2020
SPEAG	2600MHz System Validation Kit	D2600V2	1008	Aug. 31, 2018	Aug. 30, 2020
SPEAG	5GHz System Validation Kit	D5GHzV2	1006	Sep. 27, 2018	Sep. 26, 2020
SPEAG	Data Acquisition Electronics	DAE4	316	Jan. 03, 2019	Jan. 02, 2020
SPEAG	Data Acquisition Electronics	DAE4	853	Jul. 18, 2019	Jul. 17, 2020
SPEAG	Data Acquisition Electronics	DAE4	1311	Aug. 27, 2019	Aug. 26, 2020
SPEAG	Data Acquisition Electronics	DAE4	699	Jan. 03, 2019	Jan. 02, 2020
SPEAG	Data Acquisition Electronics	DAE4	1399	Nov. 14, 2019	Nov. 13, 2020
SPEAG	Dosimetric E-Field Probe	ES3DV3	3124	Jan. 15, 2019	Jan. 14, 2020
SPEAG	Dosimetric E-Field Probe	EX3DV4	3642	Apr. 29, 2019	Apr. 28, 2020
SPEAG	Dosimetric E-Field Probe	EX3DV4	3925	Sep. 20, 2019	Sep. 19, 2020
SPEAG	Dosimetric E-Field Probe	EX3DV4	7346	Apr. 25, 2019	Apr. 24, 2020
SPEAG	Dosimetric E-Field Probe	ES3DV3	3184	Sep. 25, 2019	Sep. 24, 2020
SPEAG	Dosimetric E-Field Probe	ES3DV3	3170	Nov. 21, 2019	Nov. 20, 2020
RCPTWN	Thermometer	HTC-1	TM685-1	Nov. 12, 2018	Nov. 11, 2019
RCPTWN	Thermometer	HTC-1	TM560-2	Nov. 12, 2018	Nov. 11, 2019
Testo	Hygro meter	608-H1	34893240	Nov. 07, 2019	Nov. 06, 2020
Testo	Hygro meter	608-H1	34913912	Nov. 07, 2019	Nov. 06, 2020
Anritsu	Radio Communication Analyzer	MT8821C	6201341950	Apr. 21, 2019	Apr. 20, 2020
Agilent	Wireless Communication Test Set	E5515C	MY50267236	Apr. 01, 2019	Mar. 31, 2020
SPEAG	Device Holder	N/A	N/A	N/A	N/A
R&S	Signal Generator	SMA100A	101091	Jul. 03, 2019	Jul. 02, 2020
Agilent	ENA Network Analyzer	E5071C	MY46104758	Sep. 06, 2019	Sep. 05, 2020
SPEAG	Dielectric Probe Kit	DAK-3.5	1126	Sep. 18, 2019	Sep. 17, 2020
LINE SEIKI	Digital Thermometer	DTM3000-spezial	3169	Sep. 10, 2019	Sep. 09, 2020
Anritsu	Power Meter	ML2495A	1036004	Aug. 08, 2019	Aug. 07, 2020
Anritsu	Power Sensor	MA2411B	1027253	Aug. 08, 2019	Aug. 07, 2020
Anritsu	Power Meter	ML2495A	1419002	May. 29, 2019	May. 28, 2020
Anritsu	Power Sensor	MA2411B	1339124	May. 29, 2019	May. 28, 2020
Agilent	Spectrum Analyzer	E4408B	MY44211028	Aug. 27, 2019	Aug. 26, 2020
Anritsu	Spectrum Analyzer	MS2830A	6201396378	Jun. 27, 2019	Jun. 26, 2020
Mini-Circuits	Power Amplifier	ZVE-8G+	6382	Aug. 12, 2019	Aug. 11, 2020
Mini-Circuits	Power Amplifier	ZHL-42W+	321501827	Aug. 12, 2019	Aug. 11, 2020
ATM	Dual Directional Coupler	C122H-10	P610410z-02	Note 1	
Woken	Attenuator 1	WK0602-XX	N/A	Note 1	
PE	Attenuator 2	PE7005-10	N/A	Note 1	
PE	Attenuator 3	PE7005-3	N/A	Note 1	


**General Note:**

1. Prior to system verification and validation, the path loss from the signal generator to the system check source and the power meter, which includes the amplifier, cable, attenuator and directional coupler, was measured by the network analyzer. The reading of the power meter was offset by the path loss difference between the path to the power meter and the path to the system check source to monitor the actual power level fed to the system check source.
2. Referring to KDB 865664 D01v01r04, the dipole calibration interval can be extended to 3 years with justification. The dipoles are also not physically damaged, or repaired during the interval.
3. The justification data of dipole D2600V2, SN: 1008, D5GHzV2, SN: 1006 can be found in appendix C. The return loss is < -20dB, within 20% of prior calibration, the impedance is within 5 ohm of prior calibration.


## **9. System Verification**

### **9.1 Tissue Simulating Liquids**

For the measurement of the field distribution inside the SAM phantom with DASY, the phantom must be filled with around 25 liters of homogeneous body tissue simulating liquid. For head SAR testing, the liquid height from the ear reference point (ERP) of the phantom to the liquid top surface is larger than 15 cm, which is shown in Fig. 10.1. For body SAR testing, the liquid height from the center of the flat phantom to the liquid top surface is larger than 15 cm, which is shown in Fig. 10.2.



**Fig 10.1** Photo of Liquid Height for Head SAR



**Fig 10.2** Photo of Liquid Height for Body SAR

**9.2 Tissue Verification**

The following tissue formulations are provided for reference only as some of the parameters have not been thoroughly verified. The composition of ingredients may be modified accordingly to achieve the desired target tissue parameters required for routine SAR evaluation.

Frequency (MHz)	Water (%)	Sugar (%)	Cellulose (%)	Salt (%)	Preventol (%)	DGBE (%)	Conductivity ( $\sigma$ )	Permittivity ( $\epsilon_r$ )
750	41.1	57.0	0.2	1.4	0.2	0	0.89	41.9
835	40.3	57.9	0.2	1.4	0.2	0	0.90	41.5
900	40.3	57.9	0.2	1.4	0.2	0	0.97	41.5
1800, 1900, 2000	55.2	0	0	0.3	0	44.5	1.40	40.0
2450	55.0	0	0	0	0	45.0	1.80	39.2
2600	54.8	0	0	0.1	0	45.1	1.96	39.0

**Simulating Liquid for 5GHz, Manufactured by SPEAG**

Ingredients	(% by weight)
Water	64~78%
Mineral oil	11~18%
Emulsifiers	9~15%
Additives and Salt	2~3%



**<Tissue Dielectric Parameter Check Results>**

Frequency (MHz)	Liquid Temp. (°C)	Conductivity (σ)	Permittivity (ε <sub>r</sub> )	Conductivity Target (σ)	Permittivity Target (ε <sub>r</sub> )	Delta (σ) (%)	Delta (ε <sub>r</sub> ) (%)	Limit (%)	Date
750	22.6	0.896	41.565	0.89	41.90	0.67	-0.80	±5	2019/11/1
750	22.9	0.890	41.685	0.89	41.90	0.00	-0.51	±5	2019/11/5
750	22.7	0.894	41.785	0.89	41.90	0.45	-0.27	±5	2019/11/7
750	22.4	0.898	43.051	0.89	41.90	0.90	2.75	±5	2019/12/3
750	22.6	0.901	43.175	0.89	41.90	1.24	3.04	±5	2019/12/5
835	22.6	0.882	41.333	0.90	41.50	-2.00	-0.40	±5	2019/11/1
835	22.6	0.909	40.593	0.90	41.50	1.00	-2.19	±5	2019/11/4
835	22.9	0.915	40.809	0.90	41.50	1.67	-1.67	±5	2019/11/8
835	22.3	0.873	42.963	0.90	41.50	-3.00	3.53	±5	2019/11/7
835	22.3	0.888	41.155	0.90	41.50	-1.33	-0.83	±5	2019/12/4
835	22.5	0.891	41.279	0.90	41.50	-1.00	-0.53	±5	2019/12/6
1750	22.5	1.383	39.548	1.37	40.10	0.95	-1.38	±5	2019/11/2
1750	22.6	1.389	39.608	1.37	40.10	1.39	-1.23	±5	2019/12/3
1900	22.2	1.438	38.456	1.40	40.00	2.71	-3.86	±5	2019/10/30
1900	22.6	1.414	40.404	1.40	40.00	1.00	1.01	±5	2019/11/1
1900	22.3	1.420	40.465	1.40	40.00	1.43	1.16	±5	2019/11/3
1900	22.3	1.408	40.294	1.40	40.00	0.57	0.73	±5	2019/11/4
1900	22.3	1.435	41.003	1.40	40.00	2.50	2.51	±5	2019/11/7
1900	22.6	1.425	41.421	1.40	40.00	1.79	3.55	±5	2019/12/4
2300	22.5	1.629	39.213	1.67	39.50	-2.46	-0.73	±5	2019/11/1
2300	22.3	1.651	39.778	1.67	39.50	-1.14	0.70	±5	2019/11/6
2300	22.7	1.636	40.044	1.67	39.50	-2.04	1.38	±5	2019/12/6
2450	22.6	1.801	38.465	1.80	39.20	0.06	-1.88	±5	2019/10/29
2450	22.6	1.784	40.360	1.80	39.20	-0.89	2.96	±5	2019/12/9
2600	22.7	1.977	38.364	1.96	39.00	0.87	-1.63	±5	2019/10/31
2600	22.5	1.958	38.390	1.96	39.00	-0.10	-1.56	±5	2019/11/5
2600	22.8	1.925	38.766	1.96	39.00	-1.79	-0.60	±5	2019/12/4
2600	22.1	1.967	39.313	1.96	39.00	0.36	0.80	±5	2019/12/5
5250	22.3	4.505	37.382	4.71	35.95	-4.35	3.98	±5	2019/11/2
5250	22.5	4.718	37.253	4.71	35.95	0.17	3.62	±5	2019/11/3
5250	22.6	4.520	37.412	4.71	35.95	-4.03	4.07	±5	2019/11/4
5250	22.6	4.632	37.180	4.71	35.95	-1.66	3.42	±5	2019/11/6
5600	22.5	5.054	36.798	5.07	35.50	-0.32	3.66	±5	2019/11/3
5600	22.6	4.857	36.903	5.07	35.50	-4.20	3.95	±5	2019/11/4
5600	22.6	4.990	36.652	5.07	35.50	-1.58	3.25	±5	2019/11/6
5750	22.3	4.987	36.702	5.22	35.35	-4.46	3.82	±5	2019/11/2
5750	22.5	5.175	36.520	5.22	35.35	-0.86	3.31	±5	2019/11/3
5750	22.6	5.149	36.518	5.22	35.35	-1.36	3.30	±5	2019/11/6



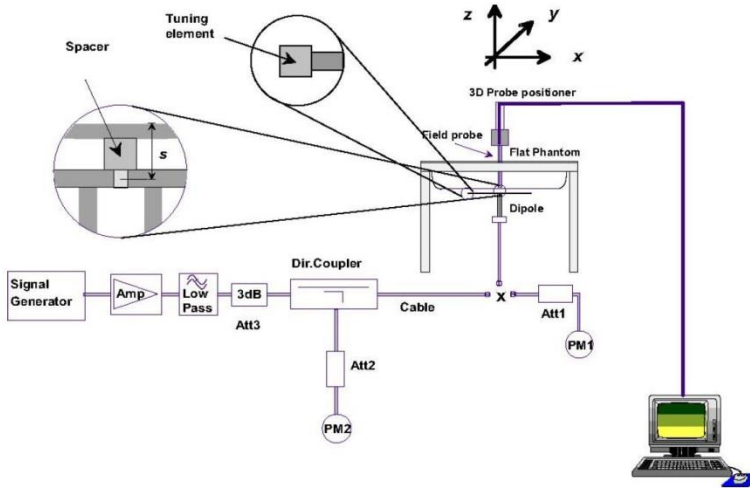


**9.3 System Performance Check Results**

Comparing to the original SAR value provided by SPEAG, the verification data should be within its specification of 10 %. Below table shows the target SAR and measured SAR after normalized to 1W input power. The table below indicates the system performance check can meet the variation criterion and the plots can be referred to Appendix A of this report.

Date	Frequency (MHz)	Input Power (mW)	Dipole S/N	Probe S/N	DAE S/N	Measured 1g SAR (W/kg)	Targeted 1g SAR (W/kg)	Normalized 1g SAR (W/kg)	Deviation (%)
2019/11/1	750	250	D750V3-1107	ES3DV3 - SN3124	DAE4 Sn316	2.13	8.32	8.52	2.40
2019/11/5	750	250	D750V3-1107	ES3DV3 - SN3124	DAE4 Sn316	2.11	8.32	8.44	1.44
2019/11/7	750	250	D750V3-1107	EX3DV4 - SN3925	DAE4 Sn1311	2.21	8.32	8.84	6.25
2019/12/3	750	250	D750V3-1107	EX3DV4 - SN7346	DAE4 Sn853	2.14	8.32	8.56	2.88
2019/12/5	750	250	D750V3-1107	EX3DV4 - SN7346	DAE4 Sn853	2.15	8.32	8.60	3.37
2019/11/1	835	250	D835V2-4d167	ES3DV3 - SN3124	DAE4 Sn316	2.35	9.50	9.4	-1.05
2019/11/4	835	250	D835V2-4d167	ES3DV3 - SN3124	DAE4 Sn316	2.46	9.50	9.84	3.58
2019/11/8	835	250	D835V2-4d167	EX3DV4 - SN3925	DAE4 Sn1311	2.47	9.50	9.88	4.00
2019/11/7	835	250	D835V2-4d167	ES3DV3 - SN3124	DAE4 Sn316	2.37	9.50	9.48	-0.21
2019/12/4	835	250	D835V2-4d167	EX3DV4 - SN7346	DAE4 Sn853	2.41	9.50	9.64	1.47
2019/12/6	835	250	D835V2-4d167	EX3DV4 - SN7346	DAE4 Sn853	2.42	9.50	9.68	1.89
2019/11/2	1750	250	D1750V2-1112	ES3DV3 - SN3124	DAE4 Sn316	8.63	36.70	34.52	-5.94
2019/12/3	1750	250	D1750V2-1112	ES3DV3 - SN3124	DAE4 Sn316	8.66	36.70	34.64	-5.61
2019/10/30	1900	250	D1900V2-5d185	EX3DV4 - SN3642	DAE4 Sn1311	10.40	39.40	41.6	5.58
2019/11/1	1900	250	D1900V2-5d185	ES3DV3 - SN3124	DAE4 Sn316	9.19	39.40	36.76	-6.70
2019/11/3	1900	250	D1900V2-5d185	ES3DV3 - SN3124	DAE4 Sn316	9.55	39.40	38.2	-3.05
2019/11/4	1900	250	D1900V2-5d185	ES3DV3 - SN3124	DAE4 Sn316	9.47	39.40	37.88	-3.86
2019/11/7	1900	250	D1900V2-5d185	ES3DV3 - SN3124	DAE4 Sn316	9.33	39.40	37.32	-5.28
2019/12/4	1900	250	D1900V2-5d185	ES3DV3 - SN3124	DAE4 Sn316	10.50	39.40	42.00	6.60
2019/11/1	2300	250	D2300V2-1006	EX3DV4 - SN3642	DAE4 Sn1311	11.50	48.70	46	-5.54
2019/11/6	2300	250	D2300V2-1006	EX3DV4 - SN3925	DAE4 Sn1311	12.50	48.70	50	2.67
2019/12/6	2300	250	D2300V2-1006	ES3DV3 - SN3184	DAE4 Sn699	11.00	48.70	44.00	-9.65
2019/10/29	2450	250	D2450V2-929	ES3DV3 - SN3124	DAE4 Sn316	12.00	52.10	48	-7.87
2019/12/9	2450	250	D2450V2-929	ES3DV3 - SN3170	DAE4 Sn1399	12.60	53.10	50.40	-5.08
2019/10/31	2600	250	D2600V2-1008	ES3DV3 - SN3124	DAE4 Sn316	13.50	56.40	54	-4.26
2019/11/5	2600	250	D2600V2-1008	ES3DV3 - SN3124	DAE4 Sn316	13.40	56.40	53.6	-4.96
2019/12/4	2600	250	D2600V2-1008	ES3DV3 - SN3170	DAE4 Sn1399	13.20	56.40	52.80	-6.38
2019/12/5	2600	250	D2600V2-1008	ES3DV3 - SN3170	DAE4 Sn1399	14.40	56.40	57.60	2.13
2019/11/2	5250	100	D5GHzV2-1006-5250	EX3DV4 - SN7346	DAE4 Sn853	7.83	80.70	78.3	-2.97
2019/11/3	5250	100	D5GHzV2-1006-5250	EX3DV4 - SN7346	DAE4 Sn853	8.20	80.70	82	1.61
2019/11/4	5250	100	D5GHzV2-1006-5250	EX3DV4 - SN7346	DAE4 Sn853	7.72	80.70	77.2	-4.34
2019/11/6	5250	100	D5GHzV2-1006-5600	EX3DV4 - SN7346	DAE4 Sn853	8.17	83.30	81.7	-1.92
2019/11/3	5600	100	D5GHzV2-1006-5600	EX3DV4 - SN7346	DAE4 Sn853	8.34	83.30	83.4	0.12
2019/11/4	5600	100	D5GHzV2-1006-5600	EX3DV4 - SN7346	DAE4 Sn853	8.72	83.30	87.2	4.68
2019/11/6	5600	100	D5GHzV2-1006-5600	EX3DV4 - SN7346	DAE4 Sn853	8.21	83.30	82.1	-1.44
2019/11/2	5750	100	D5GHzV2-1006-5750	EX3DV4 - SN7346	DAE4 Sn853	8.34	80.40	83.4	3.73
2019/11/3	5750	100	D5GHzV2-1006-5750	EX3DV4 - SN7346	DAE4 Sn853	7.84	80.40	78.4	-2.49
2019/11/6	5750	100	D5GHzV2-1006-5750	EX3DV4 - SN7346	DAE4 Sn853	7.80	80.40	78	-2.99

Date	Frequency (MHz)	Input Power (mW)	Dipole S/N	Probe S/N	DAE S/N	Measured 10g SAR (W/kg)	Targeted 10g SAR (W/kg)	Normalized 10g SAR (W/kg)	Deviation (%)
2019/11/4	5250	100	D5GHzV2-1006-5250	EX3DV4 - SN7346	DAE4 Sn853	2.14	23.20	21.4	-7.76
2019/11/4	5600	100	D5GHzV2-1006-5600	EX3DV4 - SN7346	DAE4 Sn853	2.47	23.80	24.7	3.78



**Fig 8.3.1 System Performance Check Setup**



**Fig 8.3.2 Setup Photo**

## 10. RF Exposure Positions

### 10.1 Ear and handset reference point

Figure 9.1.1 shows the front, back, and side views of the SAM phantom. The center-of-mouth reference point is labeled “M,” the left ear reference point (ERP) is marked “LE,” and the right ERP is marked “RE.” Each ERP is 15 mm along the B-M (back-mouth) line behind the entrance-to-ear-canal (EEC) point, as shown in Figure 9.1.2 The Reference Plane is defined as passing through the two ear reference points and point M. The line N-F (neck-front), also called the reference pivoting line, is normal to the Reference Plane and perpendicular to both a line passing through RE and LE and the B-M line (see Figure 9.1.3). Both N-F and B-M lines should be marked on the exterior of the phantom shell to facilitate handset positioning. Posterior to the N-F line the ear shape is a flat surface with 6 mm thickness at each ERP, and forward of the N-F line the ear is truncated, as illustrated in Figure 9.1.2. The ear truncation is introduced to preclude the ear lobe from interfering with handset tilt, which could lead to unstable positioning at the cheek.

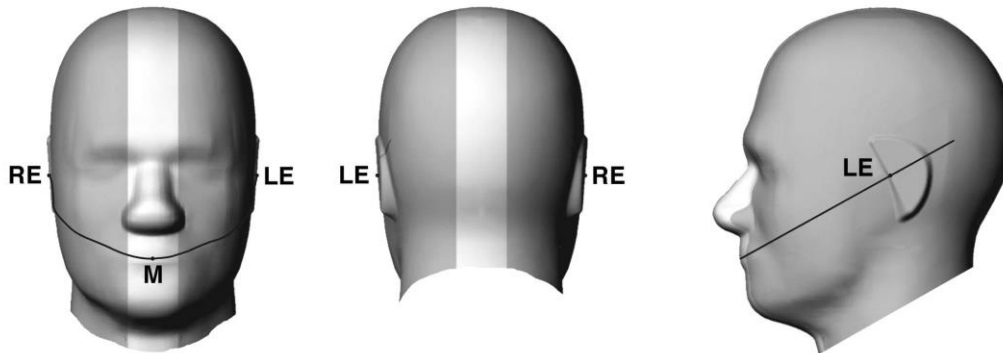


Fig 9.1.1 Front, back, and side views of SAM twin phantom

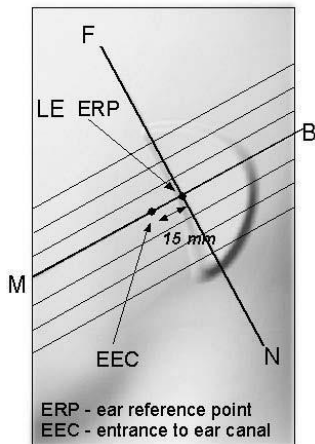


Fig 9.1.2 Close-up side view of phantom showing the ear region.

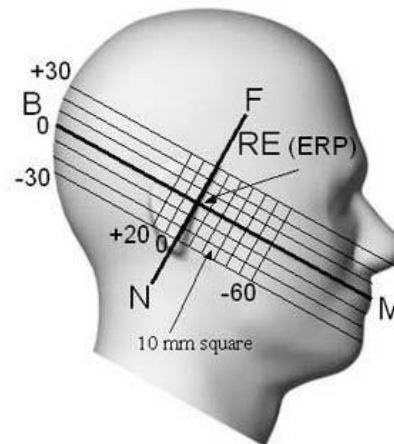
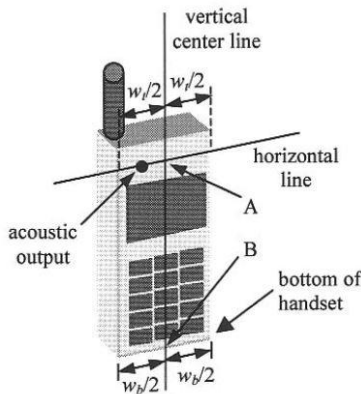


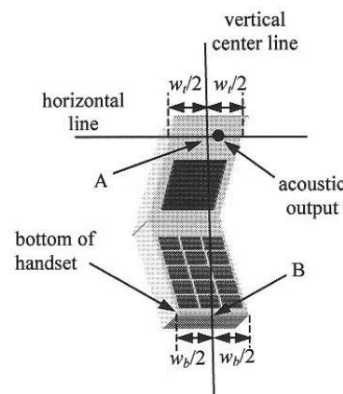
Fig 9.1.3 Side view of the phantom showing relevant markings and seven cross-sectional plane locations

**10.2 Definition of the cheek position**

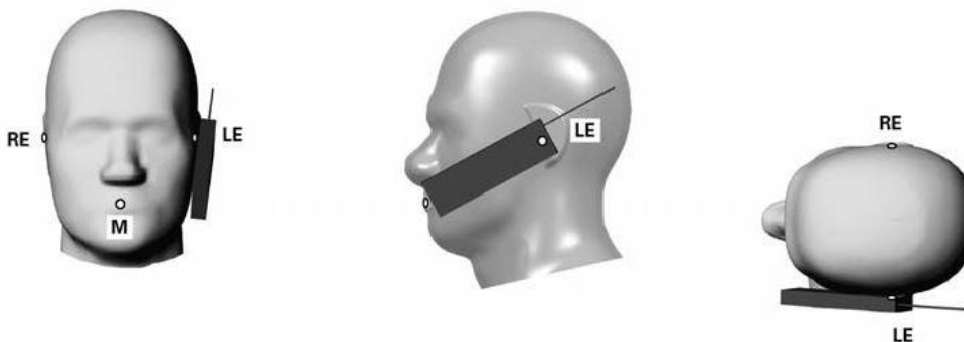
1. Ready the handset for talk operation, if necessary. For example, for handsets with a cover piece (flip cover), open the cover. If the handset can transmit with the cover closed, both configurations must be tested.
2. Define two imaginary lines on the handset—the vertical centerline and the horizontal line. The vertical centerline passes through two points on the front side of the handset—the midpoint of the width  $w_t$  of the handset at the level of the acoustic output (point A in Figure 9.2.1 and Figure 9.2.2), and the midpoint of the width  $w_b$  of the bottom of the handset (point B). The horizontal line is perpendicular to the vertical centerline and passes through the center of the acoustic output (see Figure 9.2.1). The two lines intersect at point A. Note that for many handsets, point A coincides with the center of the acoustic output; however, the acoustic output may be located elsewhere on the horizontal line. Also note that the vertical centerline is not necessarily parallel to the front face of the handset (see Figure 9.2.2), especially for clamshell handsets, handsets with flip covers, and other irregularly-shaped handsets.
3. Position the handset close to the surface of the phantom such that point A is on the (virtual) extension of the line passing through points RE and LE on the phantom (see Figure 9.2.3), such that the plane defined by the vertical centerline and the horizontal line of the handset is approximately parallel to the sagittal plane of the phantom.
4. Translate the handset towards the phantom along the line passing through RE and LE until handset point A touches the pinna at the ERP.
5. While maintaining the handset in this plane, rotate it around the LE-RE line until the vertical centerline is in the plane normal to the plane containing B-M and N-F lines, i.e., the Reference Plane.
6. Rotate the handset around the vertical centerline until the handset (horizontal line) is parallel to the N-F line.
7. While maintaining the vertical centerline in the Reference Plane, keeping point A on the line passing through RE and LE, and maintaining the handset contact with the pinna, rotate the handset about the N-F line until any point on the handset is in contact with a phantom point below the pinna on the cheek. See Figure 9.2.3. The actual rotation angles should be documented in the test report.



**Fig 9.2.1 Handset vertical and horizontal reference lines—“fixed case”**



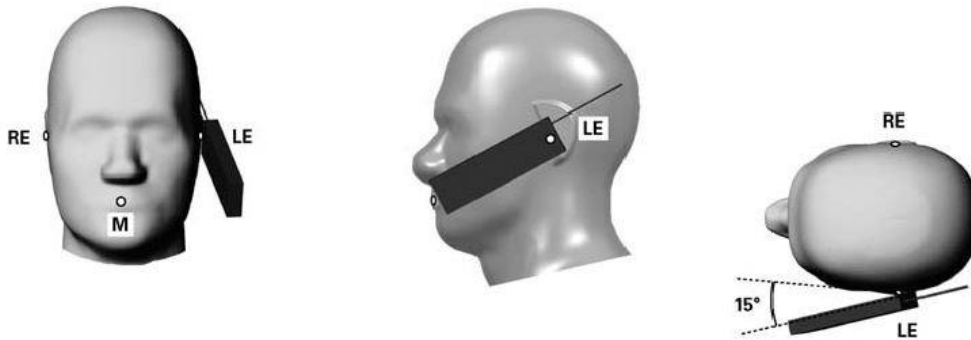
**Fig 9.2.2 Handset vertical and horizontal reference lines—“clam-shell case”**



**Fig 9.2.3 cheek or touch position. The reference points for the right ear (RE), left ear (LE), and mouth (M), which establish the Reference Plane for handset positioning, are indicated.**

**10.3 Definition of the tilt position**

1. Ready the handset for talk operation, if necessary. For example, for handsets with a cover piece (flip cover), open the cover. If the handset can transmit with the cover closed, both configurations must be tested.
2. While maintaining the orientation of the handset, move the handset away from the pinna along the line passing through RE and LE far enough to allow a rotation of the handset away from the cheek by 15°.
3. Rotate the handset around the horizontal line by 15°.
4. While maintaining the orientation of the handset, move the handset towards the phantom on the line passing through RE and LE until any part of the handset touches the ear. The tilt position is obtained when the contact point is on the pinna. See Figure 9.3.1. If contact occurs at any location other than the pinna, e.g., the antenna at the back of the phantom head, the angle of the handset should be reduced. In this case, the tilt position is obtained if any point on the handset is in contact with the pinna and a second point



**Fig 9.3.1 Tilt position. The reference points for the right ear (RE), left ear (LE), and mouth (M), which define the Reference Plane for handset positioning, are indicated.**

**10.4 Product Specific Exposure**

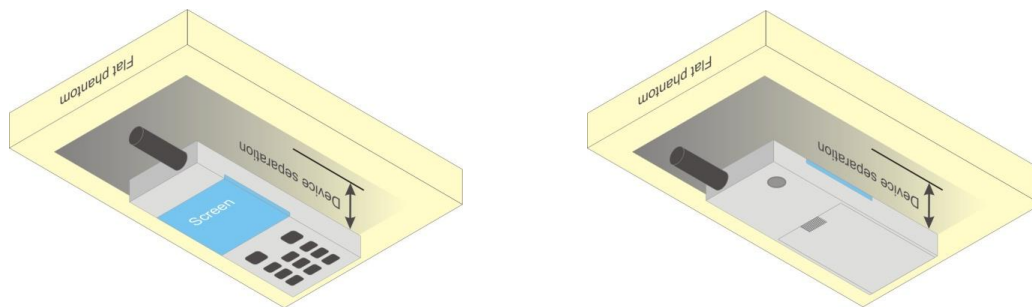
For smart phones with a display diagonal dimension > 15.0 cm or an overall diagonal dimension > 16.0 cm that provide similar mobile web access and multimedia support found in mini-tablets or UMPC mini-tablets that support voice calls next to the ear, According to KDB648474 D04v01r03, the following phablet procedures should be applied to evaluate SAR compliance for each applicable wireless modes and frequency band. Devices marketed as phablets, regardless of form factors and operating characteristics must be tested as a phablet to determine SAR compliance

1. The normally required head and body-worn accessory SAR test procedures for handsets, including hotspot mode, must be applied.
2. The UMPC mini-tablet procedures must also be applied to test the SAR of all surfaces and edges with an antenna located at ≤ 25 mm from that surface or edge, in direct contact with a flat phantom, for 10-g extremity SAR according to the body-equivalent tissue dielectric parameters in KDB 865664 to address interactive hand use exposure conditions.6 The UMPC mini-tablet 1-g SAR at 5 mm is not required. When hotspot mode applies, 10-g extremity SAR is required only for the surfaces and edges with hotspot mode 1-g reported SAR > 1.2 W/kg.

**10.5 Body Worn Accessory**

Body-worn operating configurations are tested with the belt-clips and holsters attached to the device and positioned against a flat phantom in a normal use configuration (see Figure 9.4). Per KDB648474 D04v01r03, body-worn accessory exposure is typically related to voice mode operations when handsets are carried in body-worn accessories. The body-worn accessory procedures in FCC KDB 447498 D01v06 should be used to test for body-worn accessory SAR compliance, without a headset connected to it. This enables the test results for such configuration to be compatible with that required for hotspot mode when the body-worn accessory test separation distance is greater than or equal to that required for hotspot mode, when applicable. When the reported SAR for body-worn accessory, measured without a headset connected to the handset is > 1.2 W/kg, the highest reported SAR configuration for that wireless mode and frequency band should be repeated for that body-worn accessory with a headset attached to the handset.

Accessories for body-worn operation configurations are divided into two categories: those that do not contain metallic components and those that do contain metallic components. When multiple accessories that do not contain metallic components are supplied with the device, the device is tested with only the accessory that dictates the closest spacing to the body. Then multiple accessories that contain metallic components are test with the device with each accessory. If multiple accessories share an identical metallic component (i.e. the same metallic belt-chip used with different holsters with no other metallic components) only the accessory that dictates the closest spacing to the body is tested.



**Fig 9.4 Body Worn Position**

**10.6 Wireless Router**

Some battery-operated handsets have the capability to transmit and receive user through simultaneous transmission of WIFI simultaneously with a separate licensed transmitter. The FCC has provided guidance in FCC KDB Publication 941225 D06 v02r01 where SAR test considerations for handsets (L x W ≥ 9 cm x 5 cm) are based on a composite test separation distance of 10mm from the front, back and edges of the device containing transmitting antennas within 2.5cm of their edges, determined from general mixed use conditions for this type of devices. Since the hotspot SAR results may overlap with the body-worn accessory SAR requirements, the more conservative configurations can be considered, thus excluding some body-worn accessory SAR tests.

When the user enables the personal wireless router functions for the handset, actual operations include simultaneous transmission of both the WIFI transmitter and another licensed transmitter. Both transmitters often do not transmit at the same transmitting frequency and thus cannot be evaluated for SAR under actual use conditions due to the limitations of the SAR assessment probes. Therefore, SAR must be evaluated for each frequency transmission and mode separately and spatially summed with the WIFI transmitter according to FCC KDB Publication 447498 D01v06 publication procedures. The “Portable Hotspot” feature on the handset was NOT activated during SAR assessments, to ensure the SAR measurements were evaluated for a single transmission frequency RF signal at a time.



**11. WLAN OFF Conducted RF Output Power (Unit: dBm)**

**<GSM Conducted Power>**

- For DTM multi-slot class mode, the device was linked with base station simulator (Agilent E5515C) and transmit maximum power on maximum number of TX slots, i.e. one CS timeslot, and additional PS timeslots (1 for DTM class 5 and 9, 2 for DTM class 11) in one TDMA frame.
- Agilent E5515C was used to setup the device operated under DTM mode for power measurement and SAR testing. For conducted power, the power of the burst for voice and the power of the bursts for data was reported separately in the table below, and the frame-average power is derived below to determine SAR testing.

$$DTM \text{ frame average power (dBm)} = 10 * \log [\sum(\text{power of each slot, in mW})/8]$$

- Per KDB 447498 D01v06, the maximum output power channel is used for SAR testing and for further SAR test reduction.
- Per KDB 941225 D01v03r01, for SAR test reduction for GSM / GPRS / EDGE / DTM modes is determined by the source-based time-averaged output power including tune-up tolerance. The mode with highest specified time-averaged output power should be tested for SAR compliance in the applicable exposure conditions. For modes with the same specified maximum output power and tolerance, the higher number time-slot configuration should be tested. Therefore, the GPRS (4Tx slots) for GSM850/GSM1900 is considered as the primary mode.
- Other configurations of GSM / GPRS / EDGE / DTM are considered as secondary modes. The 3G SAR test reduction procedure is applied, when the maximum output power and tune-up tolerance specified for production units in a secondary mode is  $\leq \frac{1}{4}$  dB higher than the primary mode, SAR measurement is not required for the secondary mode

Power Selection	Transmit Antenna	GSM850		Burst Average Power (dBm)			Tune-up Limit (dBm)	Frame-Average Power (dBm)			Tune-up Limit (dBm)
		TX Channel	128	189	251	128		189	251		
		Frequency (MHz)	824.2	836.4	848.8						
Head / Near body / Hotspot / Product specific	Ant 0	GSM 1 Tx slot	33.17	33.07	33.02	34.00	24.17	24.07	24.02	25.00	
		GPRS 1 Tx slot	33.18	33.08	33.04	34.00	24.18	24.08	24.04	25.00	
		GPRS 2 Tx slots	30.82	30.68	30.65	32.00	24.82	24.68	24.65	26.00	
		GPRS 3 Tx slots	28.93	28.79	28.77	30.00	24.67	24.53	24.51	25.74	
		GPRS 4 Tx slots	27.68	27.49	27.49	29.00	24.68	24.49	24.49	26.00	
		EDGE 1 Tx slot	26.92	26.78	26.61	28.00	17.92	17.78	17.61	19.00	
		EDGE 2 Tx slots	25.77	25.76	25.71	27.00	19.77	19.76	19.71	21.00	
		EDGE 3 Tx slots	23.70	23.57	23.43	25.00	19.44	19.31	19.17	20.74	
		EDGE 4 Tx slots	21.88	21.83	21.70	23.00	18.88	18.83	18.70	20.00	
		DTM Multi-slot class 5	GSM 1 Tx slot	30.73	30.61	30.62	32.00	24.70	24.62	24.57	25.98
			GPRS 1 Tx slot	30.72	30.67	30.57	32.00				
		DTM Multi-slot class 9	GSM 1 Tx slot	30.77	30.64	30.56	32.00	24.74	24.59	24.58	25.98
			GPRS 1 Tx slot	30.76	30.58	30.65	32.00				
		DTM Multi-slot class 11	GSM 1 Tx slot	28.84	28.71	28.72	30.00	24.63	24.44	24.44	25.74
			GPRS 2 Tx slots	28.91	28.69	28.69	30.00				
		DTM Multi-slot class 5	GSM 1 Tx slot	30.73	30.64	30.63	32.00	22.89	22.82	22.80	24.16
			EDGE 1 Tx slot	25.70	25.71	25.68	27.00				
		DTM Multi-slot class 9	GSM 1 Tx slot	30.75	30.61	30.62	32.00	22.90	22.80	22.78	24.16
			EDGE 1 Tx slot	25.70	25.72	25.61	27.00				
		DTM Multi-slot class 11	GSM 1 Tx slot	28.83	28.78	28.71	30.00	21.86	21.77	21.69	23.10
EDGE 2 Tx slots	23.66		23.49	23.40	25.00						



Power Selection	Transmit Antenna	GSM850		Burst Average Power (dBm)			Tune-up Limit (dBm)	Frame-Average Power (dBm)			Tune-up Limit (dBm)
		TX Channel	128	189	251	128		189	251		
		Frequency (MHz)	824.2	836.4	848.8	824.2		836.4	848.8		
Near body / Hotspot / Product specific	Ant 1	GSM 1 Tx slot		33.17	33.07	33.02	34.00	24.17	24.07	24.02	25.00
		GPRS 1 Tx slot		33.18	33.08	33.04	34.00	24.18	24.08	24.04	25.00
		GPRS 2 Tx slots		30.82	30.68	30.65	32.00	24.82	24.68	24.65	26.00
		GPRS 3 Tx slots		28.93	28.79	28.77	30.00	24.67	24.53	24.51	25.74
		GPRS 4 Tx slots		27.68	27.49	27.49	29.00	24.68	24.49	24.49	26.00
		EDGE 1 Tx slot		26.92	26.78	26.61	28.00	17.92	17.78	17.61	19.00
		EDGE 2 Tx slots		25.77	25.76	25.71	27.00	19.77	19.76	19.71	21.00
		EDGE 3 Tx slots		23.70	23.57	23.43	25.00	19.44	19.31	19.17	20.74
		EDGE 4 Tx slots		21.88	21.83	21.70	23.00	18.88	18.83	18.70	20.00
		DTM Multi-slot class 5	GSM 1 Tx slot	30.73	30.61	30.62	32.00	24.70	24.62	24.57	25.98
			GPRS 1 Tx slot	30.72	30.67	30.57	32.00				
		DTM Multi-slot class 9	GSM 1 Tx slot	30.77	30.64	30.56	32.00	24.74	24.59	24.58	25.98
			GPRS 1 Tx slot	30.76	30.58	30.65	32.00				
		DTM Multi-slot class 11	GSM 1 Tx slot	28.84	28.71	28.72	30.00	24.63	24.44	24.44	25.74
			GPRS 2 Tx slots	28.91	28.69	28.69	30.00				
		DTM Multi-slot class 5	GSM 1 Tx slot	30.73	30.64	30.63	32.00	22.89	22.82	22.80	24.16
			EDGE 1 Tx slot	25.70	25.71	25.68	27.00				
		DTM Multi-slot class 9	GSM 1 Tx slot	30.75	30.61	30.62	32.00	22.90	22.80	22.78	24.16
			EDGE 1 Tx slot	25.70	25.72	25.61	27.00				
		DTM Multi-slot class 11	GSM 1 Tx slot	28.83	28.78	28.71	30.00	21.86	21.77	21.69	23.10
EDGE 2 Tx slots	23.66		23.49	23.40	25.00						





Power Selection	Transmit Antenna	GSM1900			Burst Average Power (dBm)			Tune-up Limit (dBm)	Frame-Average Power (dBm)			Tune-up Limit (dBm)	
		TX Channel			512	661	810		512	661	810		
		Frequency (MHz)			1850.2	1880	1909.8		1850.2	1880	1909.8		
Head / Near body / Hotspot / Product specific	Ant 0	GSM 1 Tx slot			29.97	29.88	29.83	31.00	20.97	20.88	20.83	22.00	
		GPRS 1 Tx slot			29.99	29.89	29.85	31.00	20.99	20.89	20.85	22.00	
		GPRS 2 Tx slots			28.19	28.31	28.25	29.50	22.19	22.31	22.25	23.50	
		GPRS 3 Tx slots			26.09	26.07	26.07	27.50	21.83	21.81	21.81	23.24	
		GPRS 4 Tx slots			25.02	24.90	24.86	26.50	22.02	21.90	21.86	23.50	
		EDGE 1 Tx slot			25.82	25.76	25.84	27.00	16.82	16.76	16.84	18.00	
		EDGE 2 Tx slots			24.80	24.54	24.62	26.00	18.80	18.54	18.62	20.00	
		EDGE 3 Tx slots			23.73	23.42	23.49	25.00	19.47	19.16	19.23	20.74	
		EDGE 4 Tx slots			22.70	22.56	22.47	24.00	19.70	19.56	19.47	21.00	
		DTM Multi-slot class 5	GSM 1 Tx slot			28.17	28.29	28.18	29.50	22.13	22.25	22.16	23.48
			GPRS 1 Tx slot			28.13	28.25	28.19	29.50				
		DTM Multi-slot class 9	GSM 1 Tx slot			28.11	28.24	28.19	29.50	22.08	22.23	22.19	23.48
			GPRS 1 Tx slot			28.10	28.26	28.24	29.50				
		DTM Multi-slot class 11	GSM 1 Tx slot			26.03	25.98	25.98	27.50	21.81	21.78	21.73	23.24
			GPRS 2 Tx slots			26.09	26.07	25.99	27.50				
		DTM Multi-slot class 5	GSM 1 Tx slot			28.16	28.28	28.18	29.50	20.75	20.77	20.73	22.07
			EDGE 1 Tx slot			24.73	24.50	24.62	26.00				
		DTM Multi-slot class 9	GSM 1 Tx slot			28.19	28.24	28.18	29.50	20.78	20.73	20.71	22.07
EDGE 1 Tx slot			24.75	24.48	24.55	26.00							
DTM Multi-slot class 11	GSM 1 Tx slot			26.07	26.07	26.04	27.50	20.39	20.21	20.26	21.74		
	EDGE 2 Tx slots			23.72	23.37	23.49	25.00						

Power Selection	Transmit Antenna	GSM1900			Burst Average Power (dBm)			Tune-up Limit (dBm)	Frame-Average Power (dBm)			Tune-up Limit (dBm)	
		TX Channel			512	661	810		512	661	810		
		Frequency (MHz)			1850.2	1880	1909.8		1850.2	1880	1909.8		
Near body / Hotspot / Product specific	Ant 1	GSM 1 Tx slot			29.97	29.88	29.83	31.00	20.97	20.88	20.83	22.00	
		GPRS 1 Tx slot			29.99	29.89	29.85	31.00	20.99	20.89	20.85	22.00	
		GPRS 2 Tx slots			28.19	28.31	28.25	29.50	22.19	22.31	22.25	23.50	
		GPRS 3 Tx slots			26.09	26.07	26.07	27.50	21.83	21.81	21.81	23.24	
		GPRS 4 Tx slots			25.02	24.90	24.86	26.50	22.02	21.90	21.86	23.50	
		EDGE 1 Tx slot			25.82	25.76	25.84	27.00	16.82	16.76	16.84	18.00	
		EDGE 2 Tx slots			24.80	24.54	24.62	26.00	18.80	18.54	18.62	20.00	
		EDGE 3 Tx slots			23.73	23.42	23.49	25.00	19.47	19.16	19.23	20.74	
		EDGE 4 Tx slots			22.70	22.56	22.47	24.00	19.70	19.56	19.47	21.00	
		DTM Multi-slot class 5	GSM 1 Tx slot			28.17	28.29	28.18	29.50	22.13	22.25	22.16	23.48
			GPRS 1 Tx slot			28.13	28.25	28.19	29.50				
		DTM Multi-slot class 9	GSM 1 Tx slot			28.11	28.24	28.19	29.50	22.08	22.23	22.19	23.48
			GPRS 1 Tx slot			28.10	28.26	28.24	29.50				
		DTM Multi-slot class 11	GSM 1 Tx slot			26.03	25.98	25.98	27.50	21.81	21.78	21.73	23.24
			GPRS 2 Tx slots			26.09	26.07	25.99	27.50				
		DTM Multi-slot class 5	GSM 1 Tx slot			28.16	28.28	28.18	29.50	20.75	20.77	20.73	22.07
			EDGE 1 Tx slot			24.73	24.50	24.62	26.00				
		DTM Multi-slot class 9	GSM 1 Tx slot			28.19	28.24	28.18	29.50	20.78	20.73	20.71	22.07
EDGE 1 Tx slot			24.75	24.48	24.55	26.00							
DTM Multi-slot class 11	GSM 1 Tx slot			26.07	26.07	26.04	27.50	20.39	20.21	20.26	21.74		
	EDGE 2 Tx slots			23.72	23.37	23.49	25.00						

**<WCDMA Conducted Power>**

1. The following tests were conducted according to the test requirements outlines in 3GPP TS 34.121 specification.
2. The procedures in KDB 941225 D01v03r01 are applied for 3GPP Rel. 6 HSPA to configure the device in the required sub-test mode(s) to determine SAR test exclusion.
3. For DC-HSDPA, the device was configured according to the H-Set 12, Fixed Reference Channel (FRC) configuration in Table C.8.1.12 of 3GPP TS 34.121-1, with the primary and the secondary serving HS-DSCH Cell enabled during the power measurement.

A summary of these settings are illustrated below:

**HSDPA Setup Configuration:**

- a. The EUT was connected to Base Station Agilent E5515C referred to the Setup Configuration.
- b. The RF path losses were compensated into the measurements.
- c. A call was established between EUT and Base Station with following setting:
  - i. Set Gain Factors ( $\beta_c$  and  $\beta_d$ ) and parameters were set according to each
  - ii. Specific sub-test in the following table, C10.1.4, quoted from the TS 34.121
  - iii. Set RMC 12.2Kbps + HSDPA mode.
  - iv. Set Cell Power = -86 dBm
  - v. Set HS-DSCH Configuration Type to FRC (H-set 1, QPSK)
  - vi. Select HSDPA Uplink Parameters
  - vii. Set Delta ACK, Delta NACK and Delta CQI = 8
  - viii. Set Ack-Nack Repetition Factor to 3
  - ix. Set CQI Feedback Cycle (k) to 4 ms
  - x. Set CQI Repetition Factor to 2
  - xi. Power Ctrl Mode = All Up bits
- d. The transmitted maximum output power was recorded.

**Table C.10.1.4:  $\beta$  values for transmitter characteristics tests with HS-DPCCH**

Sub-test	$\beta_c$	$\beta_d$	$\beta_d$ (SF)	$\beta_c/\beta_d$	$\beta_{HS}$ (Note 1, Note 2)	CM (dB) (Note 3)	MPR (dB) (Note 3)
1	2/15	15/15	64	2/15	4/15	0.0	0.0
2	12/15 (Note 4)	15/15 (Note 4)	64	12/15 (Note 4)	24/15	1.0	0.0
3	15/15	8/15	64	15/8	30/15	1.5	0.5
4	15/15	4/15	64	15/4	30/15	1.5	0.5

Note 1:  $\Delta_{ACK}, \Delta_{NACK}$  and  $\Delta_{CQI} = 30/15$  with  $\beta_{HS} = 30/15 * \beta_c$ .

Note 2: For the HS-DPCCH power mask requirement test in clause 5.2C, 5.7A, and the Error Vector Magnitude (EVM) with HS-DPCCH test in clause 5.13.1A, and HSDPA EVM with phase discontinuity in clause 5.13.1AA,  $\Delta_{ACK}$  and  $\Delta_{NACK} = 30/15$  with  $\beta_{HS} = 30/15 * \beta_c$ , and  $\Delta_{CQI} = 24/15$  with  $\beta_{HS} = 24/15 * \beta_c$ .

Note 3: CM = 1 for  $\beta_c/\beta_d = 12/15, \beta_{HS}/\beta_c = 24/15$ . For all other combinations of DPCCH, DPDCCH and HS-DPCCH the MPR is based on the relative CM difference. This is applicable for only UEs that support HSDPA in release 6 and later releases.

Note 4: For subtest 2 the  $\beta_c/\beta_d$  ratio of 12/15 for the TFC during the measurement period (TF1, TF0) is achieved by setting the signalled gain factors for the reference TFC (TF1, TF1) to  $\beta_c = 11/15$  and  $\beta_d = 15/15$ .

**Setup Configuration**

**HSUPA Setup Configuration:**

- a. The EUT was connected to Base Station Agilent E5515C referred to the Setup Configuration.
- b. The RF path losses were compensated into the measurements.
- c. A call was established between EUT and Base Station with following setting \* :
  - i. Call Configs = 5.2B, 5.9B, 5.10B, and 5.13.2B with QPSK
  - ii. Set the Gain Factors ( $\beta_c$  and  $\beta_d$ ) and parameters (AG Index) were set according to each specific sub-test in the following table, C11.1.3, quoted from the TS 34.121
  - iii. Set Cell Power = -86 dBm
  - iv. Set Channel Type = 12.2k + HSPA
  - v. Set UE Target Power
  - vi. Power Ctrl Mode= Alternating bits
  - vii. Set and observe the E-TFCl
  - viii. Confirm that E-TFCl is equal to the target E-TFCl of 75 for sub-test 1, and other subtest's E-TFCl
- d. The transmitted maximum output power was recorded.

**Table C.11.1.3:  $\beta$  values for transmitter characteristics tests with HS-DPCCH and E-DCH**

Sub-test	$\beta_c$	$\beta_d$	$\beta_d$ (SF)	$\beta_c/\beta_d$	$\beta_{HS}$ (Note1)	$\beta_{ec}$	$\beta_{ed}$ (Note 4) (Note 5)	$\beta_{ed}$ (SF)	$\beta_{ed}$ (Codes)	CM (dB) (Note 2)	MPR (dB) (Note 2) (Note 6)	AG Index (Note 5)	E-TFCl
1	11/15 (Note 3)	15/15 (Note 3)	64	11/15 (Note 3)	22/15	209/25	1309/225	4	1	1.0	0.0	20	75
2	6/15	15/15	64	6/15	12/15	12/15	94/75	4	1	3.0	2.0	12	67
3	15/15	9/15	64	15/9	30/15	30/15	$\beta_{ed1}: 47/15$ $\beta_{ed2}: 47/15$	4	2	2.0	1.0	15	92
4	2/15	15/15	64	2/15	4/15	2/15	56/75	4	1	3.0	2.0	17	71
5	15/15	0	-	-	5/15	5/15	47/15	4	1	1.0	0.0	12	67

Note 1: For sub-test 1 to 4,  $\Delta_{ACK}$ ,  $\Delta_{NACK}$  and  $\Delta_{CQI} = 30/15$  with  $\beta_{hs} = 30/15 * \beta_c$ . For sub-test 5,  $\Delta_{ACK}$ ,  $\Delta_{NACK}$  and  $\Delta_{CQI} = 5/15$  with  $\beta_{hs} = 5/15 * \beta_c$ .

Note 2: CM = 1 for  $\beta_c/\beta_d = 12/15$ ,  $\beta_{hs}/\beta_c = 24/15$ . For all other combinations of DPDCH, DPCCH, HS-DPCCH, E-DPDCH and E-DPCCH the MPR is based on the relative CM difference.

Note 3: For subtest 1 the  $\beta_c/\beta_d$  ratio of 11/15 for the TFC during the measurement period (TF1, TF0) is achieved by setting the signalled gain factors for the reference TFC (TF1, TF1) to  $\beta_c = 10/15$  and  $\beta_d = 15/15$ .

Note 4: In case of testing by UE using E-DPDCH Physical Layer category 1, Sub-test 3 is omitted according to TS25.306 Table 5.1g.

Note 5:  $\beta_{ed}$  can not be set directly; it is set by Absolute Grant Value.

Note 6: For subtests 2, 3 and 4, UE may perform E-DPDCH power scaling at max power which could results in slightly smaller MPR values.

**Setup Configuration**

**DC-HSDPA 3GPP release 8 Setup Configuration:**

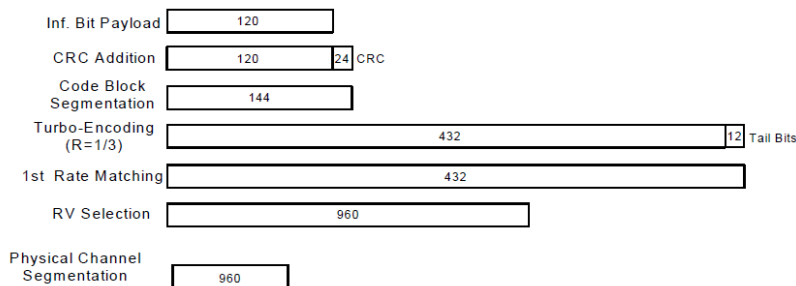
- a. The EUT was connected to Base Station Agilent E5515C referred to the Setup Configuration below
- b. The RF path losses were compensated into the measurements.
- c. A call was established between EUT and Base Station with following setting:
  - i. Set RMC 12.2Kbps + HSDPA mode.
  - ii. Set Cell Power = -25 dBm
  - iii. Set HS-DSCH Configuration Type to FRC (H-set 12, QPSK)
  - iv. Select HSDPA Uplink Parameters
  - v. Set Gain Factors ( $\beta_c$  and  $\beta_d$ ) and parameters were set according to each Specific sub-test in the following table, C10.1.4, quoted from the TS 34.121
    - a). Subtest 1:  $\beta_c/\beta_d=2/15$
    - b). Subtest 2:  $\beta_c/\beta_d=12/15$
    - c). Subtest 3:  $\beta_c/\beta_d=15/8$
    - d). Subtest 4:  $\beta_c/\beta_d=15/4$
  - vi. Set Delta ACK, Delta NACK and Delta CQI = 8
  - vii. Set Ack-Nack Repetition Factor to 3
  - viii. Set CQI Feedback Cycle (k) to 4 ms
  - ix. Set CQI Repetition Factor to 2
  - x. Power Ctrl Mode = All Up bits
- d. The transmitted maximum output power was recorded.

The following tests were conducted according to the test requirements outlines in 3GPP TS 34.121 specification. A summary of these settings are illustrated below:

**C.8.1.12 Fixed Reference Channel Definition H-Set 12**

**Table C.8.1.12: Fixed Reference Channel H-Set 12**

Parameter	Unit	Value
Nominal Avg. Inf. Bit Rate	kbps	60
Inter-TTI Distance	TTI's	1
Number of HARQ Processes	Processes	6
Information Bit Payload ( $N_{INF}$ )	Bits	120
Number Code Blocks	Blocks	1
Binary Channel Bits Per TTI	Bits	960
Total Available SML's in UE	SML's	19200
Number of SML's per HARQ Proc.	SML's	3200
Coding Rate		0.15
Number of Physical Channel Codes	Codes	1
Modulation		QPSK
Note 1: The RMC is intended to be used for DC-HSDPA mode and both cells shall transmit with identical parameters as listed in the table. Note 2: Maximum number of transmission is limited to 1, i.e., retransmission is not allowed. The redundancy and constellation version 0 shall be used.		



**Figure C.8.19: Coding rate for Fixed reference Channel H-Set 12 (QPSK)**

**Setup Configuration**



**<WCDMA Conducted Power>**

**General Note:**

1. Per KDB 941225 D01v03r01, for SAR testing is measured using a 12.2 kbps RMC with TPC bits configured to all "1's".
2. Per KDB 941225 D01v03r01, RMC 12.2kbps setting is used to evaluate SAR. The maximum output power and tune-up tolerance specified for production units in HSDPA / HSUPA / DC-HSDPA is ≤ ¼ dB higher than RMC 12.2Kbps or when the highest reported SAR of the RMC12.2Kbps is scaled by the ratio of specified maximum output power and tune-up tolerance of HSDPA / HSUPA / DC-HSDPA to RMC12.2Kbps and the adjusted SAR is ≤ 1.2 W/kg, SAR measurement is not required for HSDPA / HSUPA / DC-HSDPA, and according to the following RF output power, the output power results of the secondary modes (HSUPA, HSDPA, DC-HSDPA) are less than ¼ dB higher than the primary modes; therefore, SAR measurement is not required for HSDPA / HSUPA / DC-HSDPA.

Power Selection	Transmit Antenna	Band		WCDMA II			WCDMA V		
		TX Channel	Rx Channel	9262	9400	9538	4132	4182	4233
Head / Near body / Hotspot / Product specific	Ant 0	Frequency (MHz)		1852.4	1880	1907.6	826.4	836.4	846.6
		Max Power		25.10			24.50		
		3GPP Rel 99	AMR 12.2Kbps	24.51	24.65	24.64	23.70	23.72	23.71
		3GPP Rel 99	RMC 12.2Kbps	24.60	24.65	24.71	23.78	23.74	23.72
		Max Power		24.10			23.50		
		3GPP Rel 6	HSDPA Subtest-1	23.76	23.65	23.85	22.76	22.77	22.72
		3GPP Rel 6	HSDPA Subtest-2	23.76	23.66	23.89	22.83	22.75	22.79
		3GPP Rel 6	HSDPA Subtest-3	23.26	23.19	23.25	22.32	22.28	22.25
		3GPP Rel 6	HSDPA Subtest-4	23.28	23.21	23.29	22.32	22.35	22.26
		Max Power		24.10			23.50		
		3GPP Rel 8	DC-HSDPA Subtest-1	23.70	23.61	23.79	22.68	22.67	22.62
		3GPP Rel 8	DC-HSDPA Subtest-2	23.71	23.56	23.82	22.82	22.65	22.78
		3GPP Rel 8	DC-HSDPA Subtest-3	23.23	23.16	23.20	22.32	22.28	22.21
		3GPP Rel 8	DC-HSDPA Subtest-4	23.21	23.14	23.25	22.22	22.29	22.23
		Max Power		24.10			23.50		
		3GPP Rel 6	HSUPA Subtest-1	23.75	23.66	23.80	22.78	22.74	21.68
		3GPP Rel 6	HSUPA Subtest-2	21.63	21.67	21.75	20.79	20.79	20.69
		3GPP Rel 6	HSUPA Subtest-3	22.64	22.71	22.76	21.76	21.79	21.73
		3GPP Rel 6	HSUPA Subtest-4	21.63	21.68	21.83	20.78	20.75	20.65
		3GPP Rel 6	HSUPA Subtest-5	23.70	23.70	23.70	22.80	22.70	22.60

Power Selection	Transmit Antenna	Band		WCDMA IV		
		TX Channel	Rx Channel	1312	1413	1513
Head / Near body / Hotspot / Product specific	Ant 0	Frequency (MHz)		1712.4	1732.6	1752.6
		Max Power		24.0		
		3GPP Rel 99	AMR 12.2Kbps	23.21	23.28	23.31
		3GPP Rel 99	RMC 12.2Kbps	23.30	23.36	23.39
		Max Power		23.0		
		3GPP Rel 6	HSDPA Subtest-1	22.15	22.23	22.32
		3GPP Rel 6	HSDPA Subtest-2	22.14	22.26	22.33
		3GPP Rel 6	HSDPA Subtest-3	21.66	21.72	21.83
		3GPP Rel 6	HSDPA Subtest-4	21.67	21.75	21.44
		Max Power		23.0		
		3GPP Rel 8	DC-HSDPA Subtest-1	22.06	22.19	22.29
		3GPP Rel 8	DC-HSDPA Subtest-2	22.11	22.26	22.23
		3GPP Rel 8	DC-HSDPA Subtest-3	21.65	21.65	21.75
		3GPP Rel 8	DC-HSDPA Subtest-4	21.67	21.65	21.34
		Max Power		23.0		
		3GPP Rel 6	HSUPA Subtest-1	22.12	22.19	22.34
		3GPP Rel 6	HSUPA Subtest-2	20.23	20.23	20.27
		3GPP Rel 6	HSUPA Subtest-3	21.16	21.20	21.30
		3GPP Rel 6	HSUPA Subtest-4	20.15	20.26	20.30
		3GPP Rel 6	HSUPA Subtest-5	22.20	22.20	22.40



Power Selection	Transmit Antenna	Band		WCDMA V		
		TX Channel		4132	4182	4233
		Rx Channel		4357	4407	4458
		Frequency (MHz)		826.4	836.4	846.6
Near body / Hotspot / Product specific	Ant 1	Max Power		24.50		
		3GPP Rel 99	AMR 12.2Kbps	23.70	23.72	23.71
		3GPP Rel 99	RMC 12.2Kbps	23.78	23.74	23.72
		Max Power		23.50		
		3GPP Rel 6	HSDPA Subtest-1	22.76	22.77	22.72
		3GPP Rel 6	HSDPA Subtest-2	22.83	22.75	22.79
		3GPP Rel 6	HSDPA Subtest-3	22.32	22.28	22.25
		3GPP Rel 6	HSDPA Subtest-4	22.32	22.35	22.26
		Max Power		23.50		
		3GPP Rel 8	DC-HSDPA Subtest-1	22.68	22.67	22.62
		3GPP Rel 8	DC-HSDPA Subtest-2	22.82	22.65	22.78
		3GPP Rel 8	DC-HSDPA Subtest-3	22.32	22.28	22.21
		3GPP Rel 8	DC-HSDPA Subtest-4	22.22	22.29	22.23
		Max Power		23.50		
		3GPP Rel 6	HSUPA Subtest-1	22.78	22.74	21.68
		3GPP Rel 6	HSUPA Subtest-2	20.79	20.79	20.69
		3GPP Rel 6	HSUPA Subtest-3	21.76	21.79	21.73
		3GPP Rel 6	HSUPA Subtest-4	20.78	20.75	20.65
		3GPP Rel 6	HSUPA Subtest-5	22.80	22.70	22.60

Power Selection	Transmit Antenna	Band		WCDMA IV		
		TX Channel		1312	1413	1513
		Rx Channel		1537	1638	1738
		Frequency (MHz)		1712.4	1732.6	1752.6
Near body / Hotspot / Product specific	Ant 1	Max Power		24.0		
		3GPP Rel 99	AMR 12.2Kbps	23.21	23.28	23.31
		3GPP Rel 99	RMC 12.2Kbps	23.30	23.36	23.39
		Max Power		23.0		
		3GPP Rel 6	HSDPA Subtest-1	22.15	22.23	22.32
		3GPP Rel 6	HSDPA Subtest-2	22.14	22.26	22.33
		3GPP Rel 6	HSDPA Subtest-3	21.66	21.72	21.83
		3GPP Rel 6	HSDPA Subtest-4	21.67	21.75	21.44
		Max Power		23.0		
		3GPP Rel 8	DC-HSDPA Subtest-1	22.06	22.19	22.29
		3GPP Rel 8	DC-HSDPA Subtest-2	22.11	22.26	22.23
		3GPP Rel 8	DC-HSDPA Subtest-3	21.65	21.65	21.75
		3GPP Rel 8	DC-HSDPA Subtest-4	21.67	21.65	21.34
		Max Power		23.0		
		3GPP Rel 6	HSUPA Subtest-1	22.12	22.19	22.34
		3GPP Rel 6	HSUPA Subtest-2	20.23	20.23	20.27
		3GPP Rel 6	HSUPA Subtest-3	21.16	21.20	21.30
		3GPP Rel 6	HSUPA Subtest-4	20.15	20.26	20.30
		3GPP Rel 6	HSUPA Subtest-5	22.20	22.20	22.40



**<CDMA2000 Conducted Power>**

**General Note:**

1. Per KDB 941225 D01v03r01, SAR for head exposure is measured in RC3 with the handset configured to transmit at full rate in SO55.
2. Per KDB 941225 D01v03r01, in Hotspot mode EUT is treated as data device and SAR is tested with Ev-Do Rev 0 (RTAP 153.6kbps) as the primary mode.
3. Per KDB 941225 D01v03r01, for Body-worn accessory SAR is measured in RC3 with the handset configured in TDSO/SO32 to transmit at full rate on FCH only with all other code channels disabled. The body-worn accessory procedures in KDB Publication 447498 are applied. The 3G SAR test reduction procedure is applied to the multiple code channel configuration (FCH+SCH), with FCH only as the primary mode.

Power Selection	Transmit Antenna	Band	CDMA BC0			CDMA BC1			CDMA BC10		
		TX Channel	1013	384	777	25	600	1175	476	580	684
		Frequency (MHz)	824.7	836.52	848.31	1851.25	1880	1908.75	817.9	820.5	823.1
Head / Near body / Hotspot / Product specific	Ant 0	Max Power	25.5			25.0			25.5		
		RC1 SO55	24.48	24.51	24.42	24.53	24.41	24.49	24.61	24.70	24.58
		RC3 SO55	24.68	24.71	24.61	24.55	24.44	24.51	24.75	24.81	24.73
		RC3 SO32 (F+SCH)	24.63	24.71	24.56	24.52	24.42	24.51	24.61	24.71	24.54
		RC3 SO32 (+SCH)	24.49	24.61	24.56	24.53	24.41	24.50	24.58	24.74	24.68
		RTAP 153.6Kbps	24.49	24.64	24.41	24.54	24.46	24.53	24.66	24.69	24.64
		RETAP 4096Bits	24.54	24.67	24.43	24.49	24.43	24.51	24.62	24.70	24.53

Power Selection	Transmit Antenna	Band	CDMA BC0			CDMA BC1			CDMA BC10		
		TX Channel	1013	384	777	25	600	1175	476	580	684
		Frequency (MHz)	824.7	836.52	848.31	1851.25	1880	1908.75	817.9	820.5	823.1
Near body / Hotspot / Product specific	Ant 1	Max Power	25.5			25.0			25.5		
		RC1 SO55	24.48	24.51	24.42	24.53	24.41	24.49	24.61	24.70	24.58
		RC3 SO55	24.68	24.71	24.61	24.55	24.44	24.51	24.75	24.81	24.73
		RC3 SO32 (F+SCH)	24.63	24.71	24.56	24.52	24.42	24.51	24.61	24.71	24.54
		RC3 SO32 (+SCH)	24.49	24.61	24.56	24.53	24.41	24.50	24.58	24.74	24.68
		RTAP 153.6Kbps	24.49	24.64	24.41	24.54	24.46	24.53	24.66	24.69	24.64
		RETAP 4096Bits	24.54	24.67	24.43	24.49	24.43	24.51	24.62	24.70	24.53

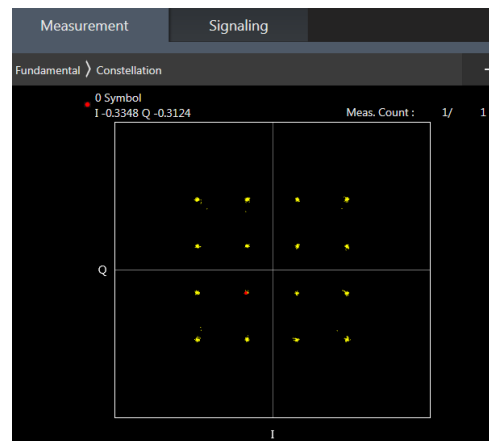
**<LTE Conducted Power>**

**General Note:**

1. Anritsu MT8820C base station simulator was used to setup the connection with EUT; the frequency band, channel bandwidth, RB allocation configuration, modulation type are set in the base station simulator to configure EUT transmitting at maximum power and at different configurations which are requested to be reported to FCC, for conducted power measurement and SAR testing.
2. Per KDB 941225 D05v02r05, when a properly configured base station simulator is used for the SAR and power measurements, spectrum plots for each RB allocation and offset configuration is not required.
3. Per KDB 941225 D05v02r05, start with the largest channel bandwidth and measure SAR for QPSK with 1 RB allocation, using the RB offset and required test channel combination with the highest maximum output power for RB offsets at the upper edge, middle and lower edge of each required test channel.
4. Per KDB 941225 D05v02r05, 50% RB allocation for QPSK SAR testing follows 1RB QPSK allocation procedure.
5. Per KDB 941225 D05v02r05, For QPSK with 100% RB allocation, SAR is not required when the highest maximum output power for 100 % RB allocation is less than the highest maximum output power in 50% and 1 RB allocations and the highest reported SAR for 1 RB and 50% RB allocation are  $\leq 0.8$  W/kg. Otherwise, SAR is measured for the highest output power channel; and if the reported SAR is  $> 1.45$  W/kg, the remaining required test channels must also be tested.
6. Per KDB 941225 D05v02r05, 16QAM output power for each RB allocation configuration is  $>$  not  $\frac{1}{2}$  dB higher than the same configuration in QPSK and the reported SAR for the QPSK configuration is  $\leq 1.45$  W/kg; Per KDB 941225 D05v02r05, 16QAM SAR testing is not required.
7. Per KDB 941225 D05v02r05, Smaller bandwidth output power for each RB allocation configuration is  $>$  not  $\frac{1}{2}$  dB higher than the same configuration in the largest supported bandwidth, and the reported SAR for the largest supported bandwidth is  $\leq 1.45$  W/kg; Per KDB 941225 D05v02r05, smaller bandwidth SAR testing is not required.
8. For LTE B26 the maximum bandwidth does not support three non-overlapping channels, per KDB 941225 D05v02r05, when a device supports overlapping channel assignment in a channel bandwidth configuration, the middle channel of the group of overlapping channels should be selected for testing.
9. LTE band 2/4/5/17 SAR test was covered by Band 12/25/26/66; according to April 2015 TCB workshop, SAR test for overlapping LTE bands can be reduced if
  - a. the maximum output power, including tolerance, for the smaller band is  $\leq$  the larger band to qualify for the SAR test exclusion
  - b. the channel bandwidth and other operating parameters for the smaller band are fully supported by the larger band
10. According to 2017 TCB workshop, for 64 QAM and 16 QAM should be verified by checking the signal constellation with a call box to avoid incorrect maximum power levels due to MPR and other requirements associated with signal modulation, and the following figure is taken from the "Fundamental Measurement >> Modulation Analysis >> constellation" mode of the device connect to the MT8821C base station, therefore, the device 64QAM and 16QAM signal modulation are correct.



**64QAM**



**16QAM**





<LTE Band 2>

Power Selection				Head / Near body / Hotspot / Product specific			Near body / Hotspot / Product specific		
Transmit Antenna				Ant 0			Ant 1		
Max. Power				25.1			25.1		
BW [MHz]	Modulation	RB Size	RB Offset	Power Low Ch. / Freq.	Power Middle Ch. / Freq.	Power High Ch. / Freq.	Power Low Ch. / Freq.	Power Middle Ch. / Freq.	Power High Ch. / Freq.
Channel				18700	18900	19100	18700	18900	19100
Frequency (MHz)				1860	1880	1900	1860	1880	1900
20	QPSK	1	0	25.00	24.86	25.04	25.00	24.86	25.04
20	QPSK	1	49	24.89	24.82	24.90	24.89	24.82	24.90
20	QPSK	1	99	24.89	24.84	24.82	24.89	24.84	24.82
20	QPSK	50	0	23.94	23.79	23.97	23.94	23.79	23.97
20	QPSK	50	24	23.96	23.88	23.97	23.96	23.88	23.97
20	QPSK	50	50	23.89	23.82	23.92	23.89	23.82	23.92
20	QPSK	100	0	23.92	23.85	23.94	23.92	23.85	23.94
20	16QAM	1	0	24.10	23.97	24.02	24.10	23.97	24.02
20	16QAM	1	49	24.03	23.91	24.01	24.03	23.91	24.01
20	16QAM	1	99	24.02	23.98	23.98	24.02	23.98	23.98
20	16QAM	50	0	23.04	22.95	23.04	23.04	22.95	23.04
20	16QAM	50	24	23.06	22.95	23.03	23.06	22.95	23.03
20	16QAM	50	50	22.96	22.90	23.00	22.96	22.90	23.00
20	16QAM	100	0	22.98	22.90	23.00	22.98	22.90	23.00
20	64QAM	1	0	23.10	23.07	23.04	23.10	23.07	23.04
20	64QAM	1	49	23.03	22.94	23.00	23.03	22.94	23.00
20	64QAM	1	99	23.02	22.98	22.92	23.02	22.98	22.92
20	64QAM	50	0	22.04	21.95	22.05	22.04	21.95	22.05
20	64QAM	50	24	22.08	21.97	22.06	22.08	21.97	22.06
20	64QAM	50	50	21.97	21.90	22.00	21.97	21.90	22.00
20	64QAM	100	0	21.99	21.91	22.03	21.99	21.91	22.03
Channel				18675	18900	19125	18675	18900	19125
Frequency (MHz)				1857.5	1880	1902.5	1857.5	1880	1902.5
15	QPSK	1	0	24.94	24.45	24.92	24.94	24.45	24.92
15	QPSK	1	37	24.86	24.79	24.87	24.86	24.79	24.87
15	QPSK	1	74	24.77	24.80	24.80	24.77	24.80	24.80
15	QPSK	36	0	23.95	23.70	23.91	23.95	23.70	23.91
15	QPSK	36	20	23.96	23.86	23.95	23.96	23.86	23.95
15	QPSK	36	39	23.86	23.78	23.87	23.86	23.78	23.87
15	QPSK	75	0	23.91	23.80	23.89	23.91	23.80	23.89
15	16QAM	1	0	24.10	23.67	24.09	24.10	23.67	24.09
15	16QAM	1	37	24.03	23.94	24.02	24.03	23.94	24.02
15	16QAM	1	74	23.97	24.01	23.99	23.97	24.01	23.99
15	16QAM	36	0	22.99	22.83	22.99	22.99	22.83	22.99
15	16QAM	36	20	23.01	22.91	23.00	23.01	22.91	23.00
15	16QAM	36	39	22.94	22.86	22.96	22.94	22.86	22.96
15	16QAM	75	0	22.96	22.91	22.97	22.96	22.91	22.97
15	64QAM	1	0	23.07	22.74	23.10	23.07	22.74	23.10
15	64QAM	1	37	23.04	22.95	23.05	23.04	22.95	23.05
15	64QAM	1	74	22.98	23.04	23.05	22.98	23.04	23.05
15	64QAM	36	0	22.03	21.82	22.01	22.03	21.82	22.01
15	64QAM	36	20	22.04	21.97	22.04	22.04	21.97	22.04
15	64QAM	36	39	21.97	21.91	21.99	21.97	21.91	21.99
15	64QAM	75	0	22.00	21.86	21.99	22.00	21.86	21.99
Channel				18650	18900	19150	18650	18900	19150
Frequency (MHz)				1855	1880	1905	1855	1880	1905
10	QPSK	1	0	25.01	24.47	24.90	25.01	24.47	24.90
10	QPSK	1	25	24.91	24.81	24.88	24.91	24.81	24.88



**FCC SAR TEST REPORT**

**Report No. : FA902114**

10	QPSK	1	49	24.88	24.82	24.83	24.88	24.82	24.83
10	QPSK	25	0	23.94	23.72	23.94	23.94	23.72	23.94
10	QPSK	25	12	23.96	23.84	23.93	23.96	23.84	23.93
10	QPSK	25	25	23.91	23.81	23.87	23.91	23.81	23.87
10	QPSK	50	0	23.94	23.85	23.90	23.94	23.85	23.90
10	16QAM	1	0	24.10	23.54	23.96	24.10	23.54	23.96
10	16QAM	1	25	24.06	23.88	24.00	24.06	23.88	24.00
10	16QAM	1	49	23.96	23.94	23.94	23.96	23.94	23.94
10	16QAM	25	0	23.04	22.86	23.01	23.04	22.86	23.01
10	16QAM	25	12	23.03	22.92	23.03	23.03	22.92	23.03
10	16QAM	25	25	22.98	22.89	22.97	22.98	22.89	22.97
10	16QAM	50	0	22.99	22.90	22.98	22.99	22.90	22.98
10	64QAM	1	0	23.10	22.65	22.98	23.10	22.65	22.98
10	64QAM	1	25	23.01	22.90	23.00	23.01	22.90	23.00
10	64QAM	1	49	23.08	23.03	23.05	23.08	23.03	23.05
10	64QAM	25	0	22.05	21.88	22.02	22.05	21.88	22.02
10	64QAM	25	12	22.06	21.97	22.01	22.06	21.97	22.01
10	64QAM	25	25	21.99	21.89	21.97	21.99	21.89	21.97
10	64QAM	50	0	22.02	21.92	21.98	22.02	21.92	21.98
Channel				18625	18900	19175	18625	18900	19175
Frequency (MHz)				1852.5	1880	1907.5	1852.5	1880	1907.5
5	QPSK	1	0	24.94	24.69	24.87	24.94	24.69	24.87
5	QPSK	1	12	25.03	24.84	24.99	25.03	24.84	24.99
5	QPSK	1	24	24.88	24.76	24.84	24.88	24.76	24.84
5	QPSK	12	0	23.94	23.81	23.92	23.94	23.81	23.92
5	QPSK	12	7	23.96	23.87	24.03	23.96	23.87	24.03
5	QPSK	12	13	23.93	23.83	23.89	23.93	23.83	23.89
5	QPSK	25	0	23.94	23.82	23.89	23.94	23.82	23.89
5	16QAM	1	0	23.98	23.73	23.92	23.98	23.73	23.92
5	16QAM	1	12	24.10	23.87	24.10	24.10	23.87	24.10
5	16QAM	1	24	23.94	23.83	23.92	23.94	23.83	23.92
5	16QAM	12	0	22.80	22.68	22.72	22.80	22.68	22.72
5	16QAM	12	7	22.79	22.69	22.87	22.79	22.69	22.87
5	16QAM	12	13	22.75	22.66	22.71	22.75	22.66	22.71
5	16QAM	25	0	22.78	22.66	22.70	22.78	22.66	22.70
5	64QAM	1	0	22.92	22.72	22.84	22.92	22.72	22.84
5	64QAM	1	12	23.00	22.79	22.96	23.00	22.79	22.96
5	64QAM	1	24	22.85	22.73	22.81	22.85	22.73	22.81
5	64QAM	12	0	21.83	21.71	21.78	21.83	21.71	21.78
5	64QAM	12	7	21.85	21.73	21.91	21.85	21.73	21.91
5	64QAM	12	13	21.79	21.69	21.75	21.79	21.69	21.75
5	64QAM	25	0	21.77	21.68	21.74	21.77	21.68	21.74
Channel				18615	18900	19185	18615	18900	19185
Frequency (MHz)				1851.5	1880	1908.5	1851.5	1880	1908.5
3	QPSK	1	0	24.93	24.71	24.97	24.93	24.71	24.97
3	QPSK	1	8	24.93	24.80	24.97	24.93	24.80	24.97
3	QPSK	1	14	24.98	24.79	24.83	24.98	24.79	24.83
3	QPSK	8	0	23.95	23.85	24.00	23.95	23.85	24.00
3	QPSK	8	4	24.01	23.88	23.92	24.01	23.88	23.92
3	QPSK	8	7	23.93	23.85	23.88	23.93	23.85	23.88
3	QPSK	15	0	23.97	23.82	23.89	23.97	23.82	23.89
3	16QAM	1	0	23.96	23.83	24.07	23.96	23.83	24.07
3	16QAM	1	8	24.03	23.89	24.10	24.03	23.89	24.10
3	16QAM	1	14	24.05	23.85	23.92	24.05	23.85	23.92
3	16QAM	8	0	22.86	22.73	22.89	22.86	22.73	22.89
3	16QAM	8	4	22.88	22.76	22.81	22.88	22.76	22.81



**FCC SAR TEST REPORT**

**Report No. : FA902114**

3	16QAM	8	7	22.84	22.73	22.79	22.84	22.73	22.79
3	16QAM	15	0	22.83	22.70	22.76	22.83	22.70	22.76
3	64QAM	1	0	22.94	22.82	22.95	22.94	22.82	22.95
3	64QAM	1	8	22.95	22.82	22.97	22.95	22.82	22.97
3	64QAM	1	14	22.97	22.81	22.85	22.97	22.81	22.85
3	64QAM	8	0	21.88	21.73	21.88	21.88	21.73	21.88
3	64QAM	8	4	21.89	21.80	21.82	21.89	21.80	21.82
3	64QAM	8	7	22.05	21.95	21.99	22.05	21.95	21.99
3	64QAM	15	0	22.04	21.95	21.99	22.04	21.95	21.99
Channel				18607	18900	19193	18607	18900	19193
Frequency (MHz)				1850.7	1880	1909.3	1850.7	1880	1909.3
1.4	QPSK	1	0	24.89	24.73	24.88	24.89	24.73	24.88
1.4	QPSK	1	3	24.92	24.81	24.86	24.92	24.81	24.86
1.4	QPSK	1	5	24.89	24.73	24.77	24.89	24.73	24.77
1.4	QPSK	3	0	24.91	24.77	24.83	24.91	24.77	24.83
1.4	QPSK	3	1	24.96	24.83	24.85	24.96	24.83	24.85
1.4	QPSK	3	3	24.90	24.78	24.82	24.90	24.78	24.82
1.4	QPSK	6	0	23.88	23.75	23.81	23.88	23.75	23.81
1.4	16QAM	1	0	24.05	23.90	24.07	24.05	23.90	24.07
1.4	16QAM	1	3	24.10	23.99	24.10	24.10	23.99	24.10
1.4	16QAM	1	5	24.04	23.88	24.00	24.04	23.88	24.00
1.4	16QAM	3	0	23.85	23.71	23.79	23.85	23.71	23.79
1.4	16QAM	3	1	23.89	23.74	23.82	23.89	23.74	23.82
1.4	16QAM	3	3	23.80	23.70	23.77	23.80	23.70	23.77
1.4	16QAM	6	0	22.88	22.78	22.83	22.88	22.78	22.83
1.4	64QAM	1	0	22.97	22.84	22.96	22.97	22.84	22.96
1.4	64QAM	1	3	23.01	22.89	22.96	23.01	22.89	22.96
1.4	64QAM	1	5	22.93	22.83	22.87	22.93	22.83	22.87
1.4	64QAM	3	0	22.99	22.85	22.90	22.99	22.85	22.90
1.4	64QAM	3	1	23.03	22.90	22.94	23.03	22.90	22.94
1.4	64QAM	3	3	23.08	22.97	23.00	23.08	22.97	23.00
1.4	64QAM	6	0	21.97	21.87	21.88	21.97	21.87	21.88



**<LTE Band 4>**

Power Selection				Head / Near body / Hotspot / Product specific		
Transmit Antenna				Ant 0		
Max. Power				24.5		
BW [MHz]	Modulation	RB Size	RB Offset	Power Low Ch. / Freq.	Power Middle Ch. / Freq.	Power High Ch. / Freq.
Channel				20050	20175	20300
Frequency (MHz)				1720	1732.5	1745
20	QPSK	1	0	23.70	23.78	23.88
20	QPSK	1	49	23.65	23.71	23.81
20	QPSK	1	99	23.66	23.60	23.75
20	QPSK	50	0	22.73	22.79	22.83
20	QPSK	50	24	22.82	22.80	22.85
20	QPSK	50	50	22.76	22.73	22.80
20	QPSK	100	0	22.81	22.77	22.83
20	16QAM	1	0	23.08	23.04	23.13
20	16QAM	1	49	22.94	23.06	23.23
20	16QAM	1	99	22.98	22.93	23.14
20	16QAM	50	0	21.81	21.88	21.96
20	16QAM	50	24	21.89	21.87	21.93
20	16QAM	50	50	21.85	21.82	22.00
20	16QAM	100	0	21.87	21.84	21.91
20	64QAM	1	0	21.95	21.99	22.05
20	64QAM	1	49	21.87	21.94	22.13
20	64QAM	1	99	21.86	21.85	22.03
20	64QAM	50	0	20.83	20.90	20.97
20	64QAM	50	24	20.93	20.88	20.95
20	64QAM	50	50	20.88	20.84	20.97
20	64QAM	100	0	20.87	20.84	20.91
Channel				20025	20175	20325
Frequency (MHz)				1717.5	1732.5	1747.5
15	QPSK	1	0	23.70	23.74	23.79
15	QPSK	1	37	23.65	23.69	23.86
15	QPSK	1	74	23.67	23.59	23.76
15	QPSK	36	0	22.74	22.76	22.82
15	QPSK	36	20	22.81	22.79	22.93
15	QPSK	36	39	22.78	22.74	22.86
15	QPSK	75	0	22.78	22.75	22.82
15	16QAM	1	0	23.01	22.95	23.13
15	16QAM	1	37	22.92	23.01	23.22
15	16QAM	1	74	22.91	22.93	23.09
15	16QAM	36	0	21.80	21.87	21.89
15	16QAM	36	20	21.92	21.85	22.03
15	16QAM	36	39	21.87	21.84	21.97
15	16QAM	75	0	21.85	21.84	21.91
15	64QAM	1	0	21.94	21.92	22.08
15	64QAM	1	37	21.90	21.98	22.15
15	64QAM	1	74	21.87	21.87	22.02
15	64QAM	36	0	20.82	20.87	20.94
15	64QAM	36	20	20.92	20.90	21.05
15	64QAM	36	39	20.87	20.83	20.96
15	64QAM	75	0	20.89	20.82	20.91
Channel				20000	20175	20350
Frequency (MHz)				1715	1732.5	1750
10	QPSK	1	0	23.73	23.73	23.80
10	QPSK	1	25	23.68	23.71	23.80



10	QPSK	1	49	23.61	23.65	23.82
10	QPSK	25	0	22.77	22.82	22.92
10	QPSK	25	12	22.76	22.79	22.94
10	QPSK	25	25	22.71	22.75	22.88
10	QPSK	50	0	22.71	22.75	22.92
10	16QAM	1	0	23.05	23.11	23.28
10	16QAM	1	25	23.03	23.05	23.24
10	16QAM	1	49	22.84	22.95	23.16
10	16QAM	25	0	21.79	21.89	22.03
10	16QAM	25	12	21.85	21.89	22.02
10	16QAM	25	25	21.78	21.84	21.96
10	16QAM	50	0	21.79	21.84	22.01
10	64QAM	1	0	21.95	22.00	22.16
10	64QAM	1	25	21.93	21.98	22.16
10	64QAM	1	49	21.83	21.91	22.07
10	64QAM	25	0	20.81	20.87	21.05
10	64QAM	25	12	20.87	20.92	21.06
10	64QAM	25	25	20.81	20.85	20.98
10	64QAM	50	0	20.83	20.86	21.02
Channel				19975	20175	20375
Frequency (MHz)				1712.5	1732.5	1752.5
5	QPSK	1	0	23.69	23.71	23.87
5	QPSK	1	12	23.71	23.73	23.83
5	QPSK	1	24	23.63	23.67	23.68
5	QPSK	12	0	22.74	22.76	22.80
5	QPSK	12	7	22.78	22.81	22.84
5	QPSK	12	13	22.70	22.77	22.79
5	QPSK	25	0	22.73	22.75	22.80
5	16QAM	1	0	23.04	23.09	23.13
5	16QAM	1	12	23.05	23.10	23.09
5	16QAM	1	24	22.99	23.02	23.04
5	16QAM	12	0	21.86	21.86	21.88
5	16QAM	12	7	21.87	21.86	21.92
5	16QAM	12	13	21.77	21.82	21.90
5	16QAM	25	0	21.80	21.87	21.89
5	64QAM	1	0	21.96	21.98	21.99
5	64QAM	1	12	21.98	21.97	22.04
5	64QAM	1	24	21.90	21.93	21.93
5	64QAM	12	0	20.86	20.89	20.92
5	64QAM	12	7	20.89	20.93	20.99
5	64QAM	12	13	20.85	20.89	20.93
5	64QAM	25	0	20.82	20.85	20.91
Channel				19965	20175	20385
Frequency (MHz)				1711.5	1732.5	1753.5
3	QPSK	1	0	23.70	23.72	23.87
3	QPSK	1	8	23.70	23.71	23.86
3	QPSK	1	14	23.63	23.70	23.81
3	QPSK	8	0	22.77	22.79	22.88
3	QPSK	8	4	22.76	22.82	22.92
3	QPSK	8	7	22.74	22.74	22.89
3	QPSK	15	0	22.74	22.78	22.91
3	16QAM	1	0	23.02	23.08	23.17
3	16QAM	1	8	23.07	23.05	23.18
3	16QAM	1	14	22.98	23.04	23.15
3	16QAM	8	0	21.85	21.86	22.03
3	16QAM	8	4	21.88	21.93	22.06



3	16QAM	8	7	21.85	21.88	22.03
3	16QAM	15	0	21.85	21.85	21.98
3	64QAM	1	0	21.96	21.96	22.12
3	64QAM	1	8	21.96	21.97	22.10
3	64QAM	1	14	21.92	21.94	22.07
3	64QAM	8	0	20.87	20.88	21.03
3	64QAM	8	4	20.89	20.92	21.08
3	64QAM	8	7	20.84	20.89	21.01
3	64QAM	15	0	20.85	20.85	21.01
Channel				19957	20175	20393
Frequency (MHz)				1710.7	1732.5	1754.3
1.4	QPSK	1	0	23.61	23.63	23.77
1.4	QPSK	1	3	23.70	23.70	23.84
1.4	QPSK	1	5	23.57	23.61	23.77
1.4	QPSK	3	0	23.64	23.66	23.84
1.4	QPSK	3	1	23.69	23.72	23.85
1.4	QPSK	3	3	23.66	23.67	23.83
1.4	QPSK	6	0	22.68	22.70	22.84
1.4	16QAM	1	0	22.93	22.99	23.07
1.4	16QAM	1	3	23.01	23.06	23.21
1.4	16QAM	1	5	22.92	22.97	23.10
1.4	16QAM	3	0	22.77	22.79	22.93
1.4	16QAM	3	1	22.79	22.80	22.95
1.4	16QAM	3	3	22.77	22.76	22.90
1.4	16QAM	6	0	21.82	21.85	21.98
1.4	64QAM	1	0	21.90	21.88	22.05
1.4	64QAM	1	3	21.95	21.97	22.10
1.4	64QAM	1	5	21.85	21.88	22.03
1.4	64QAM	3	0	21.86	21.89	22.01
1.4	64QAM	3	1	21.93	21.92	22.11
1.4	64QAM	3	3	21.83	21.87	22.01
1.4	64QAM	6	0	20.75	20.80	20.92



Power Selection				Near body / Hotspot / Product specific		
Transmit Antenna				Ant 1		
Max. Power				24.5		
BW [MHz]	Modulation	RB Size	RB Offset	Power Low Ch. / Freq.	Power Middle Ch. / Freq.	Power High Ch. / Freq.
Channel				20050	20175	20300
Frequency (MHz)				1720	1732.5	1745
20	QPSK	1	0	23.70	23.78	23.88
20	QPSK	1	49	23.65	23.71	23.81
20	QPSK	1	99	23.66	23.60	23.75
20	QPSK	50	0	22.73	22.79	22.83
20	QPSK	50	24	22.82	22.80	22.85
20	QPSK	50	50	22.76	22.73	22.80
20	QPSK	100	0	22.81	22.77	22.83
20	16QAM	1	0	23.08	23.04	23.13
20	16QAM	1	49	22.94	23.06	23.23
20	16QAM	1	99	22.98	22.93	23.14
20	16QAM	50	0	21.81	21.88	21.96
20	16QAM	50	24	21.89	21.87	21.93
20	16QAM	50	50	21.85	21.82	22.00
20	16QAM	100	0	21.87	21.84	21.91
20	64QAM	1	0	21.95	21.99	22.05
20	64QAM	1	49	21.87	21.94	22.13
20	64QAM	1	99	21.86	21.85	22.03
20	64QAM	50	0	20.83	20.90	20.97
20	64QAM	50	24	20.93	20.88	20.95
20	64QAM	50	50	20.88	20.84	20.97
20	64QAM	100	0	20.87	20.84	20.91
Channel				20025	20175	20325
Frequency (MHz)				1717.5	1732.5	1747.5
15	QPSK	1	0	23.70	23.74	23.79
15	QPSK	1	37	23.65	23.69	23.86
15	QPSK	1	74	23.67	23.59	23.76
15	QPSK	36	0	22.74	22.76	22.82
15	QPSK	36	20	22.81	22.79	22.93
15	QPSK	36	39	22.78	22.74	22.86
15	QPSK	75	0	22.78	22.75	22.82
15	16QAM	1	0	23.01	22.95	23.13
15	16QAM	1	37	22.92	23.01	23.22
15	16QAM	1	74	22.91	22.93	23.09
15	16QAM	36	0	21.80	21.87	21.89
15	16QAM	36	20	21.92	21.85	22.03
15	16QAM	36	39	21.87	21.84	21.97
15	16QAM	75	0	21.85	21.84	21.91
15	64QAM	1	0	21.94	21.92	22.08
15	64QAM	1	37	21.90	21.98	22.15
15	64QAM	1	74	21.87	21.87	22.02
15	64QAM	36	0	20.82	20.87	20.94
15	64QAM	36	20	20.92	20.90	21.05
15	64QAM	36	39	20.87	20.83	20.96
15	64QAM	75	0	20.89	20.82	20.91
Channel				20000	20175	20350
Frequency (MHz)				1715	1732.5	1750
10	QPSK	1	0	23.73	23.73	23.80
10	QPSK	1	25	23.68	23.71	23.80



10	QPSK	1	49	23.61	23.65	23.82
10	QPSK	25	0	22.77	22.82	22.92
10	QPSK	25	12	22.76	22.79	22.94
10	QPSK	25	25	22.71	22.75	22.88
10	QPSK	50	0	22.71	22.75	22.92
10	16QAM	1	0	23.05	23.11	23.28
10	16QAM	1	25	23.03	23.05	23.24
10	16QAM	1	49	22.84	22.95	23.16
10	16QAM	25	0	21.79	21.89	22.03
10	16QAM	25	12	21.85	21.89	22.02
10	16QAM	25	25	21.78	21.84	21.96
10	16QAM	50	0	21.79	21.84	22.01
10	64QAM	1	0	21.95	22.00	22.16
10	64QAM	1	25	21.93	21.98	22.16
10	64QAM	1	49	21.83	21.91	22.07
10	64QAM	25	0	20.81	20.87	21.05
10	64QAM	25	12	20.87	20.92	21.06
10	64QAM	25	25	20.81	20.85	20.98
10	64QAM	50	0	20.83	20.86	21.02
Channel				19975	20175	20375
Frequency (MHz)				1712.5	1732.5	1752.5
5	QPSK	1	0	23.69	23.71	23.87
5	QPSK	1	12	23.71	23.73	23.83
5	QPSK	1	24	23.63	23.67	23.68
5	QPSK	12	0	22.74	22.76	22.80
5	QPSK	12	7	22.78	22.81	22.84
5	QPSK	12	13	22.70	22.77	22.79
5	QPSK	25	0	22.73	22.75	22.80
5	16QAM	1	0	23.04	23.09	23.13
5	16QAM	1	12	23.05	23.10	23.09
5	16QAM	1	24	22.99	23.02	23.04
5	16QAM	12	0	21.86	21.86	21.88
5	16QAM	12	7	21.87	21.86	21.92
5	16QAM	12	13	21.77	21.82	21.90
5	16QAM	25	0	21.80	21.87	21.89
5	64QAM	1	0	21.96	21.98	21.99
5	64QAM	1	12	21.98	21.97	22.04
5	64QAM	1	24	21.90	21.93	21.93
5	64QAM	12	0	20.86	20.89	20.92
5	64QAM	12	7	20.89	20.93	20.99
5	64QAM	12	13	20.85	20.89	20.93
5	64QAM	25	0	20.82	20.85	20.91
Channel				19965	20175	20385
Frequency (MHz)				1711.5	1732.5	1753.5
3	QPSK	1	0	23.70	23.72	23.87
3	QPSK	1	8	23.70	23.71	23.86
3	QPSK	1	14	23.63	23.70	23.81
3	QPSK	8	0	22.77	22.79	22.88
3	QPSK	8	4	22.76	22.82	22.92
3	QPSK	8	7	22.74	22.74	22.89
3	QPSK	15	0	22.74	22.78	22.91
3	16QAM	1	0	23.02	23.08	23.17
3	16QAM	1	8	23.07	23.05	23.18
3	16QAM	1	14	22.98	23.04	23.15
3	16QAM	8	0	21.85	21.86	22.03
3	16QAM	8	4	21.88	21.93	22.06





3	16QAM	8	7	21.85	21.88	22.03
3	16QAM	15	0	21.85	21.85	21.98
3	64QAM	1	0	21.96	21.96	22.12
3	64QAM	1	8	21.96	21.97	22.10
3	64QAM	1	14	21.92	21.94	22.07
3	64QAM	8	0	20.87	20.88	21.03
3	64QAM	8	4	20.89	20.92	21.08
3	64QAM	8	7	20.84	20.89	21.01
3	64QAM	15	0	20.85	20.85	21.01
Channel				19957	20175	20393
Frequency (MHz)				1710.7	1732.5	1754.3
1.4	QPSK	1	0	23.61	23.63	23.77
1.4	QPSK	1	3	23.70	23.70	23.84
1.4	QPSK	1	5	23.57	23.61	23.77
1.4	QPSK	3	0	23.64	23.66	23.84
1.4	QPSK	3	1	23.69	23.72	23.85
1.4	QPSK	3	3	23.66	23.67	23.83
1.4	QPSK	6	0	22.68	22.70	22.84
1.4	16QAM	1	0	22.93	22.99	23.07
1.4	16QAM	1	3	23.01	23.06	23.21
1.4	16QAM	1	5	22.92	22.97	23.10
1.4	16QAM	3	0	22.77	22.79	22.93
1.4	16QAM	3	1	22.79	22.80	22.95
1.4	16QAM	3	3	22.77	22.76	22.90
1.4	16QAM	6	0	21.82	21.85	21.98
1.4	64QAM	1	0	21.90	21.88	22.05
1.4	64QAM	1	3	21.95	21.97	22.10
1.4	64QAM	1	5	21.85	21.88	22.03
1.4	64QAM	3	0	21.86	21.89	22.01
1.4	64QAM	3	1	21.93	21.92	22.11
1.4	64QAM	3	3	21.83	21.87	22.01
1.4	64QAM	6	0	20.75	20.80	20.92



<LTE Band 5>

Power Selection				Head / Near body / Hotspot / Product specific		
Transmit Antenna				Ant 0		
Max. Power				25.7		
BW [MHz]	Modulation	RB Size	RB Offset	Power Low Ch. / Freq.	Power Middle Ch. / Freq.	Power High Ch. / Freq.
Channel				20450	20525	20600
Frequency (MHz)				829	836.5	844
10	QPSK	1	0	24.89	25.05	24.98
10	QPSK	1	25	24.84	25.00	25.01
10	QPSK	1	49	24.88	24.91	24.90
10	QPSK	25	0	23.93	24.10	24.01
10	QPSK	25	12	24.00	24.07	24.00
10	QPSK	25	25	23.98	24.01	24.05
10	QPSK	50	0	24.02	24.09	23.95
10	16QAM	1	0	24.21	24.34	24.28
10	16QAM	1	25	24.16	24.33	24.28
10	16QAM	1	49	24.22	24.20	24.21
10	16QAM	25	0	23.01	23.14	23.11
10	16QAM	25	12	23.09	23.19	23.08
10	16QAM	25	25	23.02	23.06	23.12
10	16QAM	50	0	23.08	23.13	23.05
10	64QAM	1	0	23.14	23.27	23.18
10	64QAM	1	25	23.13	23.25	23.23
10	64QAM	1	49	23.15	23.15	23.10
10	64QAM	25	0	21.99	22.19	22.11
10	64QAM	25	12	22.08	22.18	22.08
10	64QAM	25	25	22.02	22.13	22.10
10	64QAM	50	0	22.10	22.13	22.08
Channel				20425	20525	20625
Frequency (MHz)				826.5	836.5	846.5
5	QPSK	1	0	24.87	24.98	24.97
5	QPSK	1	12	24.89	24.98	24.98
5	QPSK	1	24	24.82	24.95	24.77
5	QPSK	12	0	23.91	24.07	24.03
5	QPSK	12	7	23.97	24.07	24.07
5	QPSK	12	13	23.89	24.04	24.02
5	QPSK	25	0	23.94	24.05	24.04
5	16QAM	1	0	24.22	24.33	24.29
5	16QAM	1	12	24.19	24.33	24.24
5	16QAM	1	24	24.11	24.25	24.15
5	16QAM	12	0	22.97	23.15	23.11
5	16QAM	12	7	23.02	23.17	23.12
5	16QAM	12	13	22.95	23.13	23.06
5	16QAM	25	0	22.98	23.13	23.12
5	64QAM	1	0	23.12	23.25	23.22
5	64QAM	1	12	23.13	23.24	23.20
5	64QAM	1	24	23.07	23.18	23.06
5	64QAM	12	0	22.08	22.17	22.15
5	64QAM	12	7	22.07	22.20	22.16
5	64QAM	12	13	21.99	22.16	22.12
5	64QAM	25	0	22.03	22.12	22.08
Channel				20415	20525	20635
Frequency (MHz)				825.5	836.5	847.5
3	QPSK	1	0	24.87	24.99	24.98
3	QPSK	1	8	24.87	24.96	24.95



**FCC SAR TEST REPORT**

**Report No. : FA902114**

3	QPSK	1	14	24.85	24.95	24.90
3	QPSK	8	0	23.93	24.06	24.01
3	QPSK	8	4	23.94	24.04	24.05
3	QPSK	8	7	23.88	24.04	23.99
3	QPSK	15	0	23.88	24.02	24.03
3	16QAM	1	0	24.21	24.30	24.26
3	16QAM	1	8	24.18	24.28	24.23
3	16QAM	1	14	24.14	24.25	24.15
3	16QAM	8	0	23.06	23.15	23.09
3	16QAM	8	4	23.06	23.19	23.15
3	16QAM	8	7	23.00	23.11	23.08
3	16QAM	15	0	23.01	23.11	23.08
3	64QAM	1	0	23.14	23.23	23.17
3	64QAM	1	8	23.12	23.21	23.13
3	64QAM	1	14	23.11	23.18	23.10
3	64QAM	8	0	22.02	22.14	22.14
3	64QAM	8	4	22.07	22.19	22.14
3	64QAM	8	7	22.03	22.16	22.08
3	64QAM	15	0	22.00	22.12	22.08
Channel				20407	20525	20643
Frequency (MHz)				824.7	836.5	848.3
1.4	QPSK	1	0	24.81	24.91	24.88
1.4	QPSK	1	3	24.88	24.97	24.92
1.4	QPSK	1	5	24.82	24.86	24.79
1.4	QPSK	3	0	24.85	24.93	24.91
1.4	QPSK	3	1	24.88	24.99	24.91
1.4	QPSK	3	3	24.85	24.93	24.81
1.4	QPSK	6	0	23.87	23.96	23.94
1.4	16QAM	1	0	24.13	24.28	24.16
1.4	16QAM	1	3	24.21	24.33	24.15
1.4	16QAM	1	5	24.14	24.23	24.12
1.4	16QAM	3	0	23.93	24.00	23.93
1.4	16QAM	3	1	23.97	24.05	23.94
1.4	16QAM	3	3	23.89	23.99	23.83
1.4	16QAM	6	0	23.02	23.11	23.08
1.4	64QAM	1	0	23.06	23.17	23.09
1.4	64QAM	1	3	23.14	23.23	23.09
1.4	64QAM	1	5	23.06	23.15	23.06
1.4	64QAM	3	0	23.06	23.15	23.07
1.4	64QAM	3	1	23.13	23.19	23.14
1.4	64QAM	3	3	23.06	23.14	23.07
1.4	64QAM	6	0	21.95	22.03	22.03



Power Selection				Near body / Hotspot / Product specific		
Transmit Antenna				Ant 1		
Max. Power				25.7		
BW [MHz]	Modulation	RB Size	RB Offset	Power Low Ch. / Freq.	Power Middle Ch. / Freq.	Power High Ch. / Freq.
Channel				20450	20525	20600
Frequency (MHz)				829	836.5	844
10	QPSK	1	0	24.89	25.05	24.98
10	QPSK	1	25	24.84	25.00	25.01
10	QPSK	1	49	24.88	24.91	24.90
10	QPSK	25	0	23.93	24.10	24.01
10	QPSK	25	12	24.00	24.07	24.00
10	QPSK	25	25	23.98	24.01	24.05
10	QPSK	50	0	24.02	24.09	23.95
10	16QAM	1	0	24.21	24.34	24.28
10	16QAM	1	25	24.16	24.33	24.28
10	16QAM	1	49	24.22	24.20	24.21
10	16QAM	25	0	23.01	23.14	23.11
10	16QAM	25	12	23.09	23.19	23.08
10	16QAM	25	25	23.02	23.06	23.12
10	16QAM	50	0	23.08	23.13	23.05
10	64QAM	1	0	23.14	23.27	23.18
10	64QAM	1	25	23.13	23.25	23.23
10	64QAM	1	49	23.15	23.15	23.10
10	64QAM	25	0	21.99	22.19	22.11
10	64QAM	25	12	22.08	22.18	22.08
10	64QAM	25	25	22.02	22.13	22.10
10	64QAM	50	0	22.10	22.13	22.08
Channel				20425	20525	20625
Frequency (MHz)				826.5	836.5	846.5
5	QPSK	1	0	24.87	24.98	24.97
5	QPSK	1	12	24.89	24.98	24.98
5	QPSK	1	24	24.82	24.95	24.77
5	QPSK	12	0	23.91	24.07	24.03
5	QPSK	12	7	23.97	24.07	24.07
5	QPSK	12	13	23.89	24.04	24.02
5	QPSK	25	0	23.94	24.05	24.04
5	16QAM	1	0	24.22	24.33	24.29
5	16QAM	1	12	24.19	24.33	24.24
5	16QAM	1	24	24.11	24.25	24.15
5	16QAM	12	0	22.97	23.15	23.11
5	16QAM	12	7	23.02	23.17	23.12
5	16QAM	12	13	22.95	23.13	23.06
5	16QAM	25	0	22.98	23.13	23.12
5	64QAM	1	0	23.12	23.25	23.22
5	64QAM	1	12	23.13	23.24	23.20
5	64QAM	1	24	23.07	23.18	23.06
5	64QAM	12	0	22.08	22.17	22.15
5	64QAM	12	7	22.07	22.20	22.16
5	64QAM	12	13	21.99	22.16	22.12
5	64QAM	25	0	22.03	22.12	22.08
Channel				20415	20525	20635
Frequency (MHz)				825.5	836.5	847.5
3	QPSK	1	0	24.87	24.99	24.98
3	QPSK	1	8	24.87	24.96	24.95



3	QPSK	1	14	24.85	24.95	24.90
3	QPSK	8	0	23.93	24.06	24.01
3	QPSK	8	4	23.94	24.04	24.05
3	QPSK	8	7	23.88	24.04	23.99
3	QPSK	15	0	23.88	24.02	24.03
3	16QAM	1	0	24.21	24.30	24.26
3	16QAM	1	8	24.18	24.28	24.23
3	16QAM	1	14	24.14	24.25	24.15
3	16QAM	8	0	23.06	23.15	23.09
3	16QAM	8	4	23.06	23.19	23.15
3	16QAM	8	7	23.00	23.11	23.08
3	16QAM	15	0	23.01	23.11	23.08
3	64QAM	1	0	23.14	23.23	23.17
3	64QAM	1	8	23.12	23.21	23.13
3	64QAM	1	14	23.11	23.18	23.10
3	64QAM	8	0	22.02	22.14	22.14
3	64QAM	8	4	22.07	22.19	22.14
3	64QAM	8	7	22.03	22.16	22.08
3	64QAM	15	0	22.00	22.12	22.08
Channel				20407	20525	20643
Frequency (MHz)				824.7	836.5	848.3
1.4	QPSK	1	0	24.81	24.91	24.88
1.4	QPSK	1	3	24.88	24.97	24.92
1.4	QPSK	1	5	24.82	24.86	24.79
1.4	QPSK	3	0	24.85	24.93	24.91
1.4	QPSK	3	1	24.88	24.99	24.91
1.4	QPSK	3	3	24.85	24.93	24.81
1.4	QPSK	6	0	23.87	23.96	23.94
1.4	16QAM	1	0	24.13	24.28	24.16
1.4	16QAM	1	3	24.21	24.33	24.15
1.4	16QAM	1	5	24.14	24.23	24.12
1.4	16QAM	3	0	23.93	24.00	23.93
1.4	16QAM	3	1	23.97	24.05	23.94
1.4	16QAM	3	3	23.89	23.99	23.83
1.4	16QAM	6	0	23.02	23.11	23.08
1.4	64QAM	1	0	23.06	23.17	23.09
1.4	64QAM	1	3	23.14	23.23	23.09
1.4	64QAM	1	5	23.06	23.15	23.06
1.4	64QAM	3	0	23.06	23.15	23.07
1.4	64QAM	3	1	23.13	23.19	23.14
1.4	64QAM	3	3	23.06	23.14	23.07
1.4	64QAM	6	0	21.95	22.03	22.03



<LTE Band 7>

Power Selection				Head / Near body / Hotspot / Product specific		
Transmit Antenna				Ant 2		
Max. Power				24.5		
BW [MHz]	Modulation	RB Size	RB Offset	Power Low Ch. / Freq.	Power Middle Ch. / Freq.	Power High Ch. / Freq.
Channel				20850	21100	21350
Frequency (MHz)				2510	2535	2560
20	QPSK	1	0	23.85	23.87	23.80
20	QPSK	1	49	23.89	23.92	23.77
20	QPSK	1	99	24.06	24.06	23.98
20	QPSK	50	0	22.94	22.95	22.91
20	QPSK	50	24	22.98	23.01	22.96
20	QPSK	50	50	23.04	23.05	22.97
20	QPSK	100	0	22.97	23.00	22.92
20	16QAM	1	0	23.18	23.20	23.16
20	16QAM	1	49	23.26	23.26	23.12
20	16QAM	1	99	23.33	23.26	23.20
20	16QAM	50	0	22.03	22.03	21.98
20	16QAM	50	24	22.06	22.08	22.04
20	16QAM	50	50	22.08	22.11	21.96
20	16QAM	100	0	22.03	22.07	22.01
20	64QAM	1	0	22.11	22.10	22.07
20	64QAM	1	49	22.20	22.19	22.06
20	64QAM	1	99	22.25	22.18	22.12
20	64QAM	50	0	21.04	21.05	21.00
20	64QAM	50	24	21.11	21.11	21.02
20	64QAM	50	50	21.12	21.14	20.96
20	64QAM	100	0	21.07	21.08	21.03
Channel				20825	21100	21375
Frequency (MHz)				2507.5	2535	2562.5
15	QPSK	1	0	23.91	23.92	23.88
15	QPSK	1	37	23.92	23.93	23.78
15	QPSK	1	74	24.04	24.04	23.91
15	QPSK	36	0	22.96	23.00	22.92
15	QPSK	36	20	23.04	23.02	22.87
15	QPSK	36	39	23.05	23.00	22.88
15	QPSK	75	0	22.99	23.00	22.93
15	16QAM	1	0	23.21	23.27	23.22
15	16QAM	1	37	23.24	23.25	23.11
15	16QAM	1	74	23.36	23.40	23.23
15	16QAM	36	0	22.04	22.04	21.99
15	16QAM	36	20	22.11	22.11	21.95
15	16QAM	36	39	22.07	22.12	21.97
15	16QAM	75	0	22.09	22.06	22.03
15	64QAM	1	0	22.14	22.17	22.12
15	64QAM	1	37	22.20	22.18	22.05
15	64QAM	1	74	22.27	22.30	22.17
15	64QAM	36	0	21.07	21.08	21.01
15	64QAM	36	20	21.12	21.13	20.97
15	64QAM	36	39	21.14	21.16	20.99
15	64QAM	75	0	21.05	21.07	21.05
Channel				20800	21100	21400
Frequency (MHz)				2505	2535	2565
10	QPSK	1	0	23.85	23.90	23.74
10	QPSK	1	25	23.90	23.93	23.80



10	QPSK	1	49	23.95	23.99	23.84
10	QPSK	25	0	22.91	22.94	22.79
10	QPSK	25	12	22.95	22.99	22.84
10	QPSK	25	25	22.96	23.00	22.80
10	QPSK	50	0	22.94	22.94	22.80
10	16QAM	1	0	23.20	23.23	23.08
10	16QAM	1	25	23.25	23.26	23.15
10	16QAM	1	49	23.29	23.33	23.13
10	16QAM	25	0	22.00	22.00	21.84
10	16QAM	25	12	22.04	22.05	21.91
10	16QAM	25	25	22.04	22.09	21.93
10	16QAM	50	0	22.01	22.03	21.90
10	64QAM	1	0	22.11	22.12	21.99
10	64QAM	1	25	22.18	22.20	22.05
10	64QAM	1	49	22.23	22.26	22.09
10	64QAM	25	0	21.01	21.05	20.86
10	64QAM	25	12	21.05	21.06	20.88
10	64QAM	25	25	21.04	21.09	20.90
10	64QAM	50	0	21.06	21.08	20.90
Channel				20775	21100	21425
Frequency (MHz)				2502.5	2535	2567.5
5	QPSK	1	0	23.86	23.90	23.74
5	QPSK	1	12	23.87	23.93	23.76
5	QPSK	1	24	23.91	23.96	23.79
5	QPSK	12	0	22.91	22.94	22.75
5	QPSK	12	7	22.94	22.98	22.85
5	QPSK	12	13	22.94	23.00	22.79
5	QPSK	25	0	22.93	22.97	22.76
5	16QAM	1	0	23.20	23.23	23.08
5	16QAM	1	12	23.24	23.26	23.09
5	16QAM	1	24	23.26	23.29	23.14
5	16QAM	12	0	22.00	22.02	21.84
5	16QAM	12	7	22.02	22.05	21.92
5	16QAM	12	13	22.03	22.05	21.87
5	16QAM	25	0	22.02	22.01	21.84
5	64QAM	1	0	22.11	22.13	21.98
5	64QAM	1	12	22.16	22.17	22.02
5	64QAM	1	24	22.16	22.20	22.04
5	64QAM	12	0	21.06	21.07	20.88
5	64QAM	12	7	21.11	21.11	20.94
5	64QAM	12	13	21.07	21.12	20.96
5	64QAM	25	0	20.99	21.02	20.86



<LTE Band 12>

Power Selection				Head / Near body / Hotspot / Product specific		
Transmit Antenna				Ant 0		
Max. Power				25.7		
BW [MHz]	Modulation	RB Size	RB Offset	Power Low Ch. / Freq.	Power Middle Ch. / Freq.	Power High Ch. / Freq.
Channel				23060	23095	23130
Frequency (MHz)				704	707.5	711
10	QPSK	1	0	24.96	25.02	25.10
10	QPSK	1	25	25.06	25.17	25.14
10	QPSK	1	49	25.17	25.19	24.74
10	QPSK	25	0	24.08	24.17	24.18
10	QPSK	25	12	24.24	24.24	24.15
10	QPSK	25	25	24.21	24.20	24.17
10	QPSK	50	0	24.22	24.20	24.16
10	16QAM	1	0	24.34	24.33	24.44
10	16QAM	1	25	24.37	24.51	24.47
10	16QAM	1	49	24.55	24.53	24.11
10	16QAM	25	0	23.21	23.30	23.22
10	16QAM	25	12	23.34	23.28	23.29
10	16QAM	25	25	23.34	23.32	23.25
10	16QAM	50	0	23.33	23.28	23.25
10	64QAM	1	0	23.20	23.21	23.29
10	64QAM	1	25	23.31	23.38	23.33
10	64QAM	1	49	23.46	23.37	23.03
10	64QAM	25	0	22.21	22.31	22.27
10	64QAM	25	12	22.32	22.31	22.28
10	64QAM	25	25	22.35	22.34	22.26
10	64QAM	50	0	22.32	22.30	22.29
Channel				23035	23095	23155
Frequency (MHz)				701.5	707.5	713.5
5	QPSK	1	0	25.00	25.04	25.09
5	QPSK	1	12	25.09	25.16	25.15
5	QPSK	1	24	25.09	25.18	24.71
5	QPSK	12	0	24.14	24.22	24.12
5	QPSK	12	7	24.19	24.21	24.29
5	QPSK	12	13	24.13	24.21	24.07
5	QPSK	25	0	24.13	24.17	24.10
5	16QAM	1	0	24.33	24.31	24.44
5	16QAM	1	12	24.39	24.47	24.46
5	16QAM	1	24	24.39	24.49	24.00
5	16QAM	12	0	23.19	23.31	23.22
5	16QAM	12	7	23.24	23.30	23.38
5	16QAM	12	13	23.25	23.29	23.24
5	16QAM	25	0	23.24	23.27	23.19
5	64QAM	1	0	23.24	23.28	23.34
5	64QAM	1	12	23.33	23.40	23.42
5	64QAM	1	24	23.33	23.39	23.00
5	64QAM	12	0	22.27	22.30	22.26
5	64QAM	12	7	22.28	22.34	22.43
5	64QAM	12	13	22.26	22.30	22.33
5	64QAM	25	0	22.25	22.26	22.22
Channel				23025	23095	23165
Frequency (MHz)				700.5	707.5	714.5
3	QPSK	1	0	25.01	25.16	25.15
3	QPSK	1	8	25.03	25.14	24.89





3	QPSK	1	14	25.11	25.17	24.71
3	QPSK	8	0	24.05	24.18	24.24
3	QPSK	8	4	24.09	24.22	24.10
3	QPSK	8	7	24.18	24.21	23.89
3	QPSK	15	0	24.13	24.17	24.15
3	16QAM	1	0	24.32	24.43	24.41
3	16QAM	1	8	24.34	24.48	24.21
3	16QAM	1	14	24.40	24.48	23.93
3	16QAM	8	0	23.16	23.30	23.35
3	16QAM	8	4	23.19	23.36	23.28
3	16QAM	8	7	23.32	23.30	23.09
3	16QAM	15	0	23.25	23.29	23.31
3	64QAM	1	0	23.26	23.39	23.39
3	64QAM	1	8	23.29	23.40	23.24
3	64QAM	1	14	23.34	23.44	23.02
3	64QAM	8	0	22.17	22.29	22.37
3	64QAM	8	4	22.19	22.34	22.37
3	64QAM	8	7	22.28	22.29	22.18
3	64QAM	15	0	22.26	22.31	22.34
Channel				23017	23095	23173
Frequency (MHz)				699.7	707.5	715.3
1.4	QPSK	1	0	24.96	25.08	24.81
1.4	QPSK	1	3	25.05	25.16	24.82
1.4	QPSK	1	5	24.98	25.10	24.61
1.4	QPSK	3	0	25.01	25.11	24.80
1.4	QPSK	3	1	25.04	25.17	24.74
1.4	QPSK	3	3	24.99	25.12	24.64
1.4	QPSK	6	0	23.99	24.11	23.80
1.4	16QAM	1	0	24.25	24.37	24.09
1.4	16QAM	1	3	24.35	24.48	24.07
1.4	16QAM	1	5	24.30	24.40	23.87
1.4	16QAM	3	0	24.06	24.20	23.83
1.4	16QAM	3	1	24.10	24.24	23.86
1.4	16QAM	3	3	24.05	24.20	23.70
1.4	16QAM	6	0	23.14	23.27	23.01
1.4	64QAM	1	0	23.19	23.32	23.14
1.4	64QAM	1	3	23.27	23.38	22.85
1.4	64QAM	1	5	23.19	23.29	22.87
1.4	64QAM	3	0	23.18	23.33	23.07
1.4	64QAM	3	1	23.26	23.39	23.09
1.4	64QAM	3	3	23.19	23.32	22.97
1.4	64QAM	6	0	22.08	22.21	22.03



Power Selection				Near body / Hotspot / Product specific		
Transmit Antenna				Ant 1		
Max. Power				25.7		
BW [MHz]	Modulation	RB Size	RB Offset	Power Low Ch. / Freq.	Power Middle Ch. / Freq.	Power High Ch. / Freq.
Channel				23060	23095	23130
Frequency (MHz)				704	707.5	711
10	QPSK	1	0	24.96	25.02	25.10
10	QPSK	1	25	25.06	25.17	25.14
10	QPSK	1	49	25.17	25.19	24.74
10	QPSK	25	0	24.08	24.17	24.18
10	QPSK	25	12	24.24	24.24	24.15
10	QPSK	25	25	24.21	24.20	24.17
10	QPSK	50	0	24.22	24.20	24.16
10	16QAM	1	0	24.34	24.33	24.44
10	16QAM	1	25	24.37	24.51	24.47
10	16QAM	1	49	24.55	24.53	24.11
10	16QAM	25	0	23.21	23.30	23.22
10	16QAM	25	12	23.34	23.28	23.29
10	16QAM	25	25	23.34	23.32	23.25
10	16QAM	50	0	23.33	23.28	23.25
10	64QAM	1	0	23.20	23.21	23.29
10	64QAM	1	25	23.31	23.38	23.33
10	64QAM	1	49	23.46	23.37	23.03
10	64QAM	25	0	22.21	22.31	22.27
10	64QAM	25	12	22.32	22.31	22.28
10	64QAM	25	25	22.35	22.34	22.26
10	64QAM	50	0	22.32	22.30	22.29
Channel				23035	23095	23155
Frequency (MHz)				701.5	707.5	713.5
5	QPSK	1	0	25.00	25.04	25.09
5	QPSK	1	12	25.09	25.16	25.15
5	QPSK	1	24	25.09	25.18	24.71
5	QPSK	12	0	24.14	24.22	24.12
5	QPSK	12	7	24.19	24.21	24.29
5	QPSK	12	13	24.13	24.21	24.07
5	QPSK	25	0	24.13	24.17	24.10
5	16QAM	1	0	24.33	24.31	24.44
5	16QAM	1	12	24.39	24.47	24.46
5	16QAM	1	24	24.39	24.49	24.00
5	16QAM	12	0	23.19	23.31	23.22
5	16QAM	12	7	23.24	23.30	23.38
5	16QAM	12	13	23.25	23.29	23.24
5	16QAM	25	0	23.24	23.27	23.19
5	64QAM	1	0	23.24	23.28	23.34
5	64QAM	1	12	23.33	23.40	23.42
5	64QAM	1	24	23.33	23.39	23.00
5	64QAM	12	0	22.27	22.30	22.26
5	64QAM	12	7	22.28	22.34	22.43
5	64QAM	12	13	22.26	22.30	22.33
5	64QAM	25	0	22.25	22.26	22.22
Channel				23025	23095	23165
Frequency (MHz)				700.5	707.5	714.5
3	QPSK	1	0	25.01	25.16	25.15
3	QPSK	1	8	25.03	25.14	24.89



**FCC SAR TEST REPORT**

**Report No. : FA902114**

3	QPSK	1	14	25.11	25.17	24.71
3	QPSK	8	0	24.05	24.18	24.24
3	QPSK	8	4	24.09	24.22	24.10
3	QPSK	8	7	24.18	24.21	23.89
3	QPSK	15	0	24.13	24.17	24.15
3	16QAM	1	0	24.32	24.43	24.41
3	16QAM	1	8	24.34	24.48	24.21
3	16QAM	1	14	24.40	24.48	23.93
3	16QAM	8	0	23.16	23.30	23.35
3	16QAM	8	4	23.19	23.36	23.28
3	16QAM	8	7	23.32	23.30	23.09
3	16QAM	15	0	23.25	23.29	23.31
3	64QAM	1	0	23.26	23.39	23.39
3	64QAM	1	8	23.29	23.40	23.24
3	64QAM	1	14	23.34	23.44	23.02
3	64QAM	8	0	22.17	22.29	22.37
3	64QAM	8	4	22.19	22.34	22.37
3	64QAM	8	7	22.28	22.29	22.18
3	64QAM	15	0	22.26	22.31	22.34
Channel				23017	23095	23173
Frequency (MHz)				699.7	707.5	715.3
1.4	QPSK	1	0	24.96	25.08	24.81
1.4	QPSK	1	3	25.05	25.16	24.82
1.4	QPSK	1	5	24.98	25.10	24.61
1.4	QPSK	3	0	25.01	25.11	24.80
1.4	QPSK	3	1	25.04	25.17	24.74
1.4	QPSK	3	3	24.99	25.12	24.64
1.4	QPSK	6	0	23.99	24.11	23.80
1.4	16QAM	1	0	24.25	24.37	24.09
1.4	16QAM	1	3	24.35	24.48	24.07
1.4	16QAM	1	5	24.30	24.40	23.87
1.4	16QAM	3	0	24.06	24.20	23.83
1.4	16QAM	3	1	24.10	24.24	23.86
1.4	16QAM	3	3	24.05	24.20	23.70
1.4	16QAM	6	0	23.14	23.27	23.01
1.4	64QAM	1	0	23.19	23.32	23.14
1.4	64QAM	1	3	23.27	23.38	22.85
1.4	64QAM	1	5	23.19	23.29	22.87
1.4	64QAM	3	0	23.18	23.33	23.07
1.4	64QAM	3	1	23.26	23.39	23.09
1.4	64QAM	3	3	23.19	23.32	22.97
1.4	64QAM	6	0	22.08	22.21	22.03



**<LTE Band 13>**

Power Selection				Head / Near body / Hotspot / Product specific		
Transmit Antenna				Ant 0 / Ant 1		
Max. Power				25.3		
BW [MHz]	Modulation	RB Size	RB Offset	Power Low Ch. / Freq.	Power Middle Ch. / Freq.	Power High Ch. / Freq.
Channel				23230		
Frequency (MHz)				782		
10	QPSK	1	0		24.01	
10	QPSK	1	25		24.59	
10	QPSK	1	49		23.88	
10	QPSK	25	0		23.65	
10	QPSK	25	12		23.67	
10	QPSK	25	25		23.65	
10	QPSK	50	0		23.65	
10	16QAM	1	0		23.26	
10	16QAM	1	25		23.83	
10	16QAM	1	49		23.29	
10	16QAM	25	0		22.72	
10	16QAM	25	12		22.73	
10	16QAM	25	25		22.68	
10	16QAM	50	0		22.72	
10	64QAM	1	0		22.19	
10	64QAM	1	25		22.77	
10	64QAM	1	49		22.40	
10	64QAM	25	0		21.73	
10	64QAM	25	12		21.76	
10	64QAM	25	25		21.73	
10	64QAM	50	0		21.72	
Channel				23205	23230	23255
Frequency (MHz)				779.5	782	784.5
5	QPSK	1	0	23.74	24.45	24.53
5	QPSK	1	12	24.49	24.57	24.46
5	QPSK	1	24	24.56	24.58	23.57
5	QPSK	12	0	23.41	23.64	23.63
5	QPSK	12	7	23.68	23.64	23.65
5	QPSK	12	13	23.66	23.62	23.51
5	QPSK	25	0	23.63	23.60	23.62
5	16QAM	1	0	23.02	23.76	23.83
5	16QAM	1	12	23.79	23.84	23.77
5	16QAM	1	24	23.82	23.83	22.96
5	16QAM	12	0	22.49	22.68	22.69
5	16QAM	12	7	22.76	22.73	22.74
5	16QAM	12	13	22.72	22.68	22.58
5	16QAM	25	0	22.72	22.69	22.70
5	64QAM	1	0	21.96	22.66	22.78
5	64QAM	1	12	22.70	22.77	22.67
5	64QAM	1	24	22.74	22.77	22.13
5	64QAM	12	0	21.50	21.74	21.72
5	64QAM	12	7	21.80	21.76	21.79
5	64QAM	12	13	21.73	21.72	21.60
5	64QAM	25	0	21.72	21.72	21.71



**<LTE Band 14>**

Power Selection				Head / Near body / Hotspot / Product specific		
Transmit Antenna				Ant 0 / Ant 1		
Max. Power				25.5		
BW [MHz]	Modulation	RB Size	RB Offset	Power Low Ch. / Freq.	Power Middle Ch. / Freq.	Power High Ch. / Freq.
Channel				23330		
Frequency (MHz)				793		
10	QPSK	1	0		24.67	
10	QPSK	1	25		24.58	
10	QPSK	1	49		24.54	
10	QPSK	25	0		23.64	
10	QPSK	25	12		23.64	
10	QPSK	25	25		23.62	
10	QPSK	50	0		23.62	
10	16QAM	1	0		24.05	
10	16QAM	1	25		23.87	
10	16QAM	1	49		23.86	
10	16QAM	25	0		22.70	
10	16QAM	25	12		22.73	
10	16QAM	25	25		22.72	
10	16QAM	50	0		22.71	
10	64QAM	1	0		22.91	
10	64QAM	1	25		22.79	
10	64QAM	1	49		22.73	
10	64QAM	25	0		21.75	
10	64QAM	25	12		21.74	
10	64QAM	25	25		21.71	
10	64QAM	50	0		21.73	
Channel				23305	23330	23355
Frequency (MHz)				790.5	793	795.5
5	QPSK	1	0	24.66	24.59	24.58
5	QPSK	1	12	24.58	24.57	24.55
5	QPSK	1	24	24.54	24.55	24.53
5	QPSK	12	0	23.73	23.66	23.60
5	QPSK	12	7	23.69	23.64	23.66
5	QPSK	12	13	23.63	23.63	23.62
5	QPSK	25	0	23.63	23.62	23.58
5	16QAM	1	0	23.96	23.84	23.82
5	16QAM	1	12	23.90	23.88	23.90
5	16QAM	1	24	23.84	23.85	23.81
5	16QAM	12	0	22.81	22.68	22.68
5	16QAM	12	7	22.72	22.72	22.71
5	16QAM	12	13	22.67	22.66	22.63
5	16QAM	25	0	22.69	22.68	22.67
5	64QAM	1	0	22.93	22.80	22.77
5	64QAM	1	12	22.80	22.79	22.78
5	64QAM	1	24	22.74	22.75	22.73
5	64QAM	12	0	21.85	21.72	21.73
5	64QAM	12	7	21.75	21.75	21.75
5	64QAM	12	13	21.73	21.72	21.70
5	64QAM	25	0	21.73	21.70	21.68



<LTE Band 17>

Power Selection				Head / Near body / Hotspot / Product specific		
Transmit Antenna				Ant 0		
Max. Power				25.5		
BW [MHz]	Modulation	RB Size	RB Offset	Power Low Ch. / Freq.	Power Middle Ch. / Freq.	Power High Ch. / Freq.
Channel				23780	23790	23800
Frequency (MHz)				709	710	711
10	QPSK	1	0	25.02	25.01	25.07
10	QPSK	1	25	25.13	25.12	25.08
10	QPSK	1	49	25.15	25.23	24.82
10	QPSK	25	0	24.14	24.12	24.12
10	QPSK	25	12	24.16	24.20	24.19
10	QPSK	25	25	24.20	24.15	24.15
10	QPSK	50	0	24.15	24.14	24.14
10	16QAM	1	0	24.31	24.34	24.42
10	16QAM	1	25	24.48	24.46	24.47
10	16QAM	1	49	24.53	24.48	24.15
10	16QAM	25	0	23.26	23.22	23.24
10	16QAM	25	12	23.30	23.29	23.24
10	16QAM	25	25	23.27	23.21	23.22
10	16QAM	50	0	23.24	23.26	23.26
10	64QAM	1	0	23.23	23.26	23.35
10	64QAM	1	25	23.35	23.38	23.37
10	64QAM	1	49	23.45	23.47	23.21
10	64QAM	25	0	22.28	22.24	22.23
10	64QAM	25	12	22.29	22.30	22.25
10	64QAM	25	25	22.27	22.25	22.26
10	64QAM	50	0	22.27	22.28	22.26
Channel				23755	23790	23825
Frequency (MHz)				706.5	710	713.5
5	QPSK	1	0	25.05	25.12	25.20
5	QPSK	1	12	25.15	25.12	25.22
5	QPSK	1	24	25.19	25.21	24.79
5	QPSK	12	0	24.07	24.14	24.26
5	QPSK	12	7	24.22	24.18	24.40
5	QPSK	12	13	24.21	24.14	24.14
5	QPSK	25	0	24.19	24.12	24.25
5	16QAM	1	0	24.36	24.45	24.53
5	16QAM	1	12	24.47	24.47	24.54
5	16QAM	1	24	24.51	24.54	24.09
5	16QAM	12	0	23.18	23.23	23.36
5	16QAM	12	7	23.30	23.27	23.46
5	16QAM	12	13	23.29	23.23	23.31
5	16QAM	25	0	23.25	23.24	23.31
5	64QAM	1	0	23.32	23.36	23.46
5	64QAM	1	12	23.40	23.35	23.51
5	64QAM	1	24	23.41	23.46	23.05
5	64QAM	12	0	22.20	22.28	22.37
5	64QAM	12	7	22.34	22.31	22.49
5	64QAM	12	13	22.34	22.29	22.44
5	64QAM	25	0	22.29	22.25	22.35



Power Selection				Near body / Hotspot / Product specific		
Transmit Antenna				Ant 1		
Max. Power				25.5		
BW [MHz]	Modulation	RB Size	RB Offset	Power Low Ch. / Freq.	Power Middle Ch. / Freq.	Power High Ch. / Freq.
Channel				23780	23790	23800
Frequency (MHz)				709	710	711
10	QPSK	1	0	25.02	25.01	25.07
10	QPSK	1	25	25.13	25.12	25.08
10	QPSK	1	49	25.15	25.23	24.82
10	QPSK	25	0	24.14	24.12	24.12
10	QPSK	25	12	24.16	24.20	24.19
10	QPSK	25	25	24.20	24.15	24.15
10	QPSK	50	0	24.15	24.14	24.14
10	16QAM	1	0	24.31	24.34	24.42
10	16QAM	1	25	24.48	24.46	24.47
10	16QAM	1	49	24.53	24.48	24.15
10	16QAM	25	0	23.26	23.22	23.24
10	16QAM	25	12	23.30	23.29	23.24
10	16QAM	25	25	23.27	23.21	23.22
10	16QAM	50	0	23.24	23.26	23.26
10	64QAM	1	0	23.23	23.26	23.35
10	64QAM	1	25	23.35	23.38	23.37
10	64QAM	1	49	23.45	23.47	23.21
10	64QAM	25	0	22.28	22.24	22.23
10	64QAM	25	12	22.29	22.30	22.25
10	64QAM	25	25	22.27	22.25	22.26
10	64QAM	50	0	22.27	22.28	22.26
Channel				23755	23790	23825
Frequency (MHz)				706.5	710	713.5
5	QPSK	1	0	25.05	25.12	25.20
5	QPSK	1	12	25.15	25.12	25.22
5	QPSK	1	24	25.19	25.21	24.79
5	QPSK	12	0	24.07	24.14	24.26
5	QPSK	12	7	24.22	24.18	24.40
5	QPSK	12	13	24.21	24.14	24.14
5	QPSK	25	0	24.19	24.12	24.25
5	16QAM	1	0	24.36	24.45	24.53
5	16QAM	1	12	24.47	24.47	24.54
5	16QAM	1	24	24.51	24.54	24.09
5	16QAM	12	0	23.18	23.23	23.36
5	16QAM	12	7	23.30	23.27	23.46
5	16QAM	12	13	23.29	23.23	23.31
5	16QAM	25	0	23.25	23.24	23.31
5	64QAM	1	0	23.32	23.36	23.46
5	64QAM	1	12	23.40	23.35	23.51
5	64QAM	1	24	23.41	23.46	23.05
5	64QAM	12	0	22.20	22.28	22.37
5	64QAM	12	7	22.34	22.31	22.49
5	64QAM	12	13	22.34	22.29	22.44
5	64QAM	25	0	22.29	22.25	22.35



**<LTE Band 25>**

Power Selection				Head / Near body / Hotspot / Product specific			Near body / Hotspot / Product specific		
Transmit Antenna				Ant 0			Ant 1		
Max. Power				25.1			25.1		
BW [MHz]	Modulation	RB Size	RB Offset	Power Low Ch. / Freq.	Power Middle Ch. / Freq.	Power High Ch. / Freq.	Power Low Ch. / Freq.	Power Middle Ch. / Freq.	Power High Ch. / Freq.
Channel				26140	26340	26590	26140	26340	26590
Frequency (MHz)				1860	1880	1905	1860	1880	1905
20	QPSK	1	0	24.93	24.78	24.88	24.93	24.78	24.88
20	QPSK	1	49	24.92	24.75	24.86	24.92	24.75	24.86
20	QPSK	1	99	24.82	24.77	24.82	24.82	24.77	24.82
20	QPSK	50	0	23.89	23.81	23.86	23.89	23.81	23.86
20	QPSK	50	24	23.97	23.82	24.00	23.97	23.82	24.00
20	QPSK	50	50	23.89	23.75	23.94	23.89	23.75	23.94
20	QPSK	100	0	23.84	23.77	23.95	23.84	23.77	23.95
20	16QAM	1	0	24.07	23.99	24.02	24.07	23.99	24.02
20	16QAM	1	49	24.08	23.88	24.10	24.08	23.88	24.10
20	16QAM	1	99	24.01	23.93	23.97	24.01	23.93	23.97
20	16QAM	50	0	22.98	22.89	22.98	22.98	22.89	22.98
20	16QAM	50	24	23.06	22.91	23.04	23.06	22.91	23.04
20	16QAM	50	50	22.98	22.84	23.02	22.98	22.84	23.02
20	16QAM	100	0	22.91	22.84	23.01	22.91	22.84	23.01
20	64QAM	1	0	23.08	23.07	23.04	23.08	23.07	23.04
20	64QAM	1	49	23.10	22.98	23.07	23.10	22.98	23.07
20	64QAM	1	99	23.10	23.02	23.02	23.10	23.02	23.02
20	64QAM	50	0	22.00	21.89	21.99	22.00	21.89	21.99
20	64QAM	50	24	22.07	21.92	22.08	22.07	21.92	22.08
20	64QAM	50	50	21.99	21.84	22.03	21.99	21.84	22.03
20	64QAM	100	0	21.92	21.84	22.02	21.92	21.84	22.02
Channel				26115	26340	26615	26115	26340	26615
Frequency (MHz)				1857.5	1880	1907.5	1857.5	1880	1907.5
15	QPSK	1	0	24.92	24.60	24.92	24.92	24.60	24.92
15	QPSK	1	37	24.88	24.75	24.90	24.88	24.75	24.90
15	QPSK	1	74	24.92	24.66	24.84	24.92	24.66	24.84
15	QPSK	36	0	23.95	23.77	23.95	23.95	23.77	23.95
15	QPSK	36	20	24.09	23.80	23.97	24.09	23.80	23.97
15	QPSK	36	39	24.00	23.75	23.93	24.00	23.75	23.93
15	QPSK	75	0	23.94	23.76	23.94	23.94	23.76	23.94
15	16QAM	1	0	24.08	23.71	24.05	24.08	23.71	24.05
15	16QAM	1	37	24.10	23.86	24.10	24.10	23.86	24.10
15	16QAM	1	74	24.05	23.78	23.93	24.05	23.78	23.93
15	16QAM	36	0	23.01	22.85	23.03	23.01	22.85	23.03
15	16QAM	36	20	23.10	22.88	23.02	23.10	22.88	23.02
15	16QAM	36	39	23.08	22.84	22.97	23.08	22.84	22.97
15	16QAM	75	0	23.01	22.85	23.01	23.01	22.85	23.01
15	64QAM	1	0	23.04	22.82	23.02	23.04	22.82	23.02
15	64QAM	1	37	23.10	22.83	23.07	23.10	22.83	23.07
15	64QAM	1	74	23.00	22.74	22.89	23.00	22.74	22.89
15	64QAM	36	0	22.05	21.88	22.06	22.05	21.88	22.06
15	64QAM	36	20	22.10	21.92	22.08	22.10	21.92	22.08
15	64QAM	36	39	22.10	21.85	22.02	22.10	21.85	22.02
15	64QAM	75	0	22.01	21.85	22.02	22.01	21.85	22.02
Channel				26090	26340	26640	26090	26340	26640
Frequency (MHz)				1855	1880	1910	1855	1880	1910
10	QPSK	1	0	24.92	24.60	24.92	24.92	24.60	24.92
10	QPSK	1	25	24.92	24.77	24.90	24.92	24.77	24.90





**FCC SAR TEST REPORT**

**Report No. : FA902114**

10	QPSK	1	49	24.92	24.79	24.85	24.92	24.79	24.85
10	QPSK	25	0	23.91	23.79	23.98	23.91	23.79	23.98
10	QPSK	25	12	24.00	23.83	23.95	24.00	23.83	23.95
10	QPSK	25	25	23.91	23.76	23.88	23.91	23.76	23.88
10	QPSK	50	0	23.87	23.78	23.94	23.87	23.78	23.94
10	16QAM	1	0	24.06	23.65	24.01	24.06	23.65	24.01
10	16QAM	1	25	24.10	23.83	24.10	24.10	23.83	24.10
10	16QAM	1	49	24.00	23.91	23.90	24.00	23.91	23.90
10	16QAM	25	0	23.00	22.88	23.04	23.00	22.88	23.04
10	16QAM	25	12	23.08	22.88	23.05	23.08	22.88	23.05
10	16QAM	25	25	23.01	22.84	22.97	23.01	22.84	22.97
10	16QAM	50	0	22.94	22.87	23.03	22.94	22.87	23.03
10	64QAM	1	0	23.08	22.81	23.04	23.08	22.81	23.04
10	64QAM	1	25	23.04	22.86	23.10	23.04	22.86	23.10
10	64QAM	1	49	23.01	22.85	22.91	23.01	22.85	22.91
10	64QAM	25	0	22.01	21.90	22.05	22.01	21.90	22.05
10	64QAM	25	12	22.08	21.89	22.07	22.08	21.89	22.07
10	64QAM	25	25	22.02	21.85	22.02	22.02	21.85	22.02
10	64QAM	50	0	21.96	21.87	22.04	21.96	21.87	22.04
Channel				26065	26340	26665	26065	26340	26665
Frequency (MHz)				1852.5	1880	1912.5	1852.5	1880	1912.5
5	QPSK	1	0	24.88	24.75	24.93	24.88	24.75	24.93
5	QPSK	1	12	24.90	24.78	24.93	24.90	24.78	24.93
5	QPSK	1	24	24.91	24.73	24.86	24.91	24.73	24.86
5	QPSK	12	0	23.90	23.80	23.96	23.90	23.80	23.96
5	QPSK	12	7	24.02	23.81	23.98	24.02	23.81	23.98
5	QPSK	12	13	23.95	23.79	23.92	23.95	23.79	23.92
5	QPSK	25	0	23.87	23.78	23.95	23.87	23.78	23.95
5	16QAM	1	0	23.94	23.80	24.10	23.94	23.80	24.10
5	16QAM	1	12	24.08	23.86	24.00	24.08	23.86	24.00
5	16QAM	1	24	24.00	23.79	23.91	24.00	23.79	23.91
5	16QAM	12	0	22.76	22.64	22.76	22.76	22.64	22.76
5	16QAM	12	7	22.83	22.67	22.78	22.83	22.67	22.78
5	16QAM	12	13	22.81	22.61	22.74	22.81	22.61	22.74
5	16QAM	25	0	22.74	22.64	22.77	22.74	22.64	22.77
5	64QAM	1	0	22.94	22.75	22.95	22.94	22.75	22.95
5	64QAM	1	12	23.07	22.78	22.93	23.07	22.78	22.93
5	64QAM	1	24	22.94	22.70	22.86	22.94	22.70	22.86
5	64QAM	12	0	21.88	21.71	21.83	21.88	21.71	21.83
5	64QAM	12	7	21.91	21.71	21.89	21.91	21.71	21.89
5	64QAM	12	13	21.84	21.65	21.82	21.84	21.65	21.82
5	64QAM	25	0	21.74	21.64	21.79	21.74	21.64	21.79
Channel				26055	26340	26675	26055	26340	26675
Frequency (MHz)				1851.5	1880	1913.5	1851.5	1880	1913.5
3	QPSK	1	0	24.89	24.75	24.80	24.89	24.75	24.80
3	QPSK	1	8	24.93	24.79	24.80	24.93	24.79	24.80
3	QPSK	1	14	24.92	24.74	24.76	24.92	24.74	24.76
3	QPSK	8	0	23.93	23.80	23.81	23.93	23.80	23.81
3	QPSK	8	4	23.96	23.85	23.87	23.96	23.85	23.87
3	QPSK	8	7	23.98	23.79	23.82	23.98	23.79	23.82
3	QPSK	15	0	23.89	23.78	23.84	23.89	23.78	23.84
3	16QAM	1	0	23.97	23.99	24.09	23.97	23.99	24.09
3	16QAM	1	8	24.10	24.04	24.04	24.10	24.04	24.04
3	16QAM	1	14	24.04	24.04	23.98	24.04	24.04	23.98
3	16QAM	8	0	22.85	22.91	22.94	22.85	22.91	22.94
3	16QAM	8	4	22.87	22.96	22.96	22.87	22.96	22.96



**FCC SAR TEST REPORT**

**Report No. : FA902114**

3	16QAM	8	7	22.90	22.90	22.93	22.90	22.90	22.93
3	16QAM	15	0	22.79	22.88	22.93	22.79	22.88	22.93
3	64QAM	1	0	22.95	22.96	23.04	22.95	22.96	23.04
3	64QAM	1	8	23.01	22.97	23.03	23.01	22.97	23.03
3	64QAM	1	14	22.99	22.94	22.99	22.99	22.94	22.99
3	64QAM	8	0	22.04	21.92	21.92	22.04	21.92	21.92
3	64QAM	8	4	22.07	21.96	21.97	22.07	21.96	21.97
3	64QAM	8	7	22.09	21.89	21.95	22.09	21.89	21.95
3	64QAM	15	0	21.98	21.87	21.92	21.98	21.87	21.92
Channel				26047	26340	26683	26047	26340	26683
Frequency (MHz)				1850.7	1880	1914.3	1850.7	1880	1914.3
1.4	QPSK	1	0	24.81	24.69	24.89	24.81	24.69	24.89
1.4	QPSK	1	3	24.86	24.76	24.92	24.86	24.76	24.92
1.4	QPSK	1	5	24.90	24.68	24.82	24.90	24.68	24.82
1.4	QPSK	3	0	24.85	24.74	24.89	24.85	24.74	24.89
1.4	QPSK	3	1	24.91	24.78	24.90	24.91	24.78	24.90
1.4	QPSK	3	3	24.85	24.75	24.85	24.85	24.75	24.85
1.4	QPSK	6	0	23.81	23.73	23.93	23.81	23.73	23.93
1.4	16QAM	1	0	24.02	23.86	24.02	24.02	23.86	24.02
1.4	16QAM	1	3	24.06	23.94	24.03	24.06	23.94	24.03
1.4	16QAM	1	5	24.08	23.87	24.02	24.08	23.87	24.02
1.4	16QAM	3	0	23.81	23.70	23.90	23.81	23.70	23.90
1.4	16QAM	3	1	23.87	23.75	23.91	23.87	23.75	23.91
1.4	16QAM	3	3	23.80	23.69	23.78	23.80	23.69	23.78
1.4	16QAM	6	0	22.88	22.79	23.00	22.88	22.79	23.00
1.4	64QAM	1	0	22.89	22.86	23.05	22.89	22.86	23.05
1.4	64QAM	1	3	22.94	22.90	22.99	22.94	22.90	22.99
1.4	64QAM	1	5	22.90	22.81	23.01	22.90	22.81	23.01
1.4	64QAM	3	0	22.89	22.87	23.04	22.89	22.87	23.04
1.4	64QAM	3	1	22.94	22.88	23.10	22.94	22.88	23.10
1.4	64QAM	3	3	22.84	22.83	23.03	22.84	22.83	23.03
1.4	64QAM	6	0	21.88	21.80	22.03	21.88	21.80	22.03



<LTE Band 26>

Power Selection				Head / Near body / Hotspot / Product specific		
Transmit Antenna				Ant 0		
Max. Power				25.7		
BW [MHz]	Modulation	RB Size	RB Offset	Power Low Ch. / Freq.	Power Middle Ch. / Freq.	Power High Ch. / Freq.
Channel				26765	26865	26965
Frequency (MHz)				821.5	831.5	841.5
15	QPSK	1	0	24.91	25.00	24.99
15	QPSK	1	37	24.95	25.04	24.99
15	QPSK	1	74	24.96	24.95	24.70
15	QPSK	36	0	24.00	24.08	23.97
15	QPSK	36	20	24.01	24.12	23.96
15	QPSK	36	39	24.06	24.02	23.98
15	QPSK	75	0	23.97	24.06	23.95
15	16QAM	1	0	24.14	24.30	24.32
15	16QAM	1	37	24.24	24.30	24.26
15	16QAM	1	74	24.24	24.26	24.12
15	16QAM	36	0	23.06	23.16	23.04
15	16QAM	36	20	23.09	23.17	23.05
15	16QAM	36	39	23.12	23.08	23.03
15	16QAM	75	0	23.02	23.16	23.01
15	64QAM	1	0	23.12	23.28	23.25
15	64QAM	1	37	23.22	23.29	23.23
15	64QAM	1	74	23.21	23.17	23.07
15	64QAM	36	0	22.09	22.20	22.09
15	64QAM	36	20	22.11	22.23	22.07
15	64QAM	36	39	22.14	22.13	22.07
15	64QAM	75	0	22.07	22.14	22.03
Channel				26740	26865	26990
Frequency (MHz)				819	831.5	844
10	QPSK	1	0	24.82	24.94	25.03
10	QPSK	1	25	24.92	25.03	24.97
10	QPSK	1	49	24.86	24.96	24.48
10	QPSK	25	0	24.04	24.07	24.04
10	QPSK	25	12	24.02	24.08	24.04
10	QPSK	25	25	23.95	24.03	23.96
10	QPSK	50	0	23.99	24.04	24.01
10	16QAM	1	0	24.11	24.25	24.31
10	16QAM	1	25	24.21	24.32	24.27
10	16QAM	1	49	24.17	24.26	24.04
10	16QAM	25	0	23.07	23.16	23.12
10	16QAM	25	12	23.09	23.12	23.10
10	16QAM	25	25	23.03	23.10	23.02
10	16QAM	50	0	23.07	23.15	23.08
10	64QAM	1	0	23.09	23.20	23.24
10	64QAM	1	25	23.18	23.25	23.20
10	64QAM	1	49	23.14	23.20	23.07
10	64QAM	25	0	22.09	22.16	22.13
10	64QAM	25	12	22.10	22.20	22.12
10	64QAM	25	25	22.06	22.13	22.04
10	64QAM	50	0	22.05	22.12	22.09
Channel				26715	26865	27015
Frequency (MHz)				816.5	831.5	846.5
5	QPSK	1	0	24.76	25.03	24.95
5	QPSK	1	12	24.86	25.01	24.93



**FCC SAR TEST REPORT**

**Report No. : FA9O2114**

5	QPSK	1	24	24.92	24.97	24.41
5	QPSK	12	0	23.90	24.03	23.96
5	QPSK	12	7	23.94	24.11	23.97
5	QPSK	12	13	24.00	24.03	23.93
5	QPSK	25	0	24.00	24.05	23.97
5	16QAM	1	0	24.06	24.30	24.23
5	16QAM	1	12	24.10	24.30	24.17
5	16QAM	1	24	24.19	24.30	23.92
5	16QAM	12	0	22.97	23.11	23.03
5	16QAM	12	7	23.01	23.18	23.06
5	16QAM	12	13	23.07	23.12	22.97
5	16QAM	25	0	23.06	23.14	23.04
5	64QAM	1	0	23.07	23.27	23.16
5	64QAM	1	12	23.03	23.26	23.13
5	64QAM	1	24	23.17	23.19	23.07
5	64QAM	12	0	22.04	22.18	22.07
5	64QAM	12	7	22.04	22.23	22.10
5	64QAM	12	13	22.14	22.17	22.02
5	64QAM	25	0	22.11	22.16	22.02
Channel				26705	26865	27025
Frequency (MHz)				815.5	831.5	847.5
3	QPSK	1	0	24.82	25.01	24.94
3	QPSK	1	8	24.84	24.99	24.86
3	QPSK	1	14	24.84	24.98	24.40
3	QPSK	8	0	23.88	24.06	23.92
3	QPSK	8	4	23.90	24.05	23.96
3	QPSK	8	7	23.88	24.00	23.77
3	QPSK	15	0	23.88	24.05	23.92
3	16QAM	1	0	24.06	24.28	24.19
3	16QAM	1	8	24.07	24.30	24.15
3	16QAM	1	14	24.06	24.28	23.87
3	16QAM	8	0	22.99	23.16	23.04
3	16QAM	8	4	23.02	23.19	23.05
3	16QAM	8	7	22.98	23.14	23.00
3	16QAM	15	0	22.98	23.14	23.04
3	64QAM	1	0	23.06	23.25	23.15
3	64QAM	1	8	23.08	23.25	23.11
3	64QAM	1	14	23.05	23.23	23.05
3	64QAM	8	0	22.01	22.17	22.04
3	64QAM	8	4	22.02	22.19	22.08
3	64QAM	8	7	22.02	22.15	22.01
3	64QAM	15	0	21.98	22.15	22.02
Channel				26697	26865	27033
Frequency (MHz)				814.7	831.5	848.3
1.4	QPSK	1	0	24.65	24.93	24.67
1.4	QPSK	1	3	24.88	25.01	24.39
1.4	QPSK	1	5	24.73	24.93	24.32
1.4	QPSK	3	0	24.68	24.98	24.63
1.4	QPSK	3	1	24.68	25.01	24.60
1.4	QPSK	3	3	24.71	24.97	24.30
1.4	QPSK	6	0	23.77	23.99	23.59
1.4	16QAM	1	0	23.98	24.19	24.06
1.4	16QAM	1	3	24.03	24.30	23.79
1.4	16QAM	1	5	24.02	24.21	23.70
1.4	16QAM	3	0	23.79	24.04	23.66
1.4	16QAM	3	1	23.81	24.07	23.64



1.4	16QAM	3	3	23.80	24.03	23.41
1.4	16QAM	6	0	22.99	23.13	22.87
1.4	64QAM	1	0	23.02	23.22	23.04
1.4	64QAM	1	3	23.01	23.26	22.88
1.4	64QAM	1	5	23.02	23.17	22.92
1.4	64QAM	3	0	23.00	23.19	23.02
1.4	64QAM	3	1	23.05	23.21	22.93
1.4	64QAM	3	3	23.03	23.19	22.86
1.4	64QAM	6	0	21.94	22.09	21.95

Power Selection				Near body / Hotspot / Product specific		
Transmit Antenna				Ant 1		
Max. Power				25.7		
BW [MHz]	Modulation	RB Size	RB Offset	Power Low Ch. / Freq.	Power Middle Ch. / Freq.	Power High Ch. / Freq.
Channel				26765	26865	26965
Frequency (MHz)				821.5	831.5	841.5
15	QPSK	1	0	24.91	25.00	24.99
15	QPSK	1	37	24.95	25.04	24.99
15	QPSK	1	74	24.96	24.95	24.70
15	QPSK	36	0	24.00	24.08	23.97
15	QPSK	36	20	24.01	24.12	23.96
15	QPSK	36	39	24.06	24.02	23.98
15	QPSK	75	0	23.97	24.06	23.95
15	16QAM	1	0	24.14	24.30	24.32
15	16QAM	1	37	24.24	24.30	24.26
15	16QAM	1	74	24.24	24.26	24.12
15	16QAM	36	0	23.06	23.16	23.04
15	16QAM	36	20	23.09	23.17	23.05
15	16QAM	36	39	23.12	23.08	23.03
15	16QAM	75	0	23.02	23.16	23.01
15	64QAM	1	0	23.12	23.28	23.25
15	64QAM	1	37	23.22	23.29	23.23
15	64QAM	1	74	23.21	23.17	23.07
15	64QAM	36	0	22.09	22.20	22.09
15	64QAM	36	20	22.11	22.23	22.07
15	64QAM	36	39	22.14	22.13	22.07
15	64QAM	75	0	22.07	22.14	22.03
Channel				26740	26865	26990
Frequency (MHz)				819	831.5	844
10	QPSK	1	0	24.82	24.94	25.03
10	QPSK	1	25	24.92	25.03	24.97
10	QPSK	1	49	24.86	24.96	24.48
10	QPSK	25	0	24.04	24.07	24.04
10	QPSK	25	12	24.02	24.08	24.04
10	QPSK	25	25	23.95	24.03	23.96
10	QPSK	50	0	23.99	24.04	24.01
10	16QAM	1	0	24.11	24.25	24.31
10	16QAM	1	25	24.21	24.32	24.27
10	16QAM	1	49	24.17	24.26	24.04
10	16QAM	25	0	23.07	23.16	23.12
10	16QAM	25	12	23.09	23.12	23.10
10	16QAM	25	25	23.03	23.10	23.02
10	16QAM	50	0	23.07	23.15	23.08



**FCC SAR TEST REPORT**

**Report No. : FA902114**

10	64QAM	1	0	23.09	23.20	23.24
10	64QAM	1	25	23.18	23.25	23.20
10	64QAM	1	49	23.14	23.20	23.07
10	64QAM	25	0	22.09	22.16	22.13
10	64QAM	25	12	22.10	22.20	22.12
10	64QAM	25	25	22.06	22.13	22.04
10	64QAM	50	0	22.05	22.12	22.09
Channel				26715	26865	27015
Frequency (MHz)				816.5	831.5	846.5
5	QPSK	1	0	24.76	25.03	24.95
5	QPSK	1	12	24.86	25.01	24.93
5	QPSK	1	24	24.92	24.97	24.41
5	QPSK	12	0	23.90	24.03	23.96
5	QPSK	12	7	23.94	24.11	23.97
5	QPSK	12	13	24.00	24.03	23.93
5	QPSK	25	0	24.00	24.05	23.97
5	16QAM	1	0	24.06	24.30	24.23
5	16QAM	1	12	24.10	24.30	24.17
5	16QAM	1	24	24.19	24.30	23.92
5	16QAM	12	0	22.97	23.11	23.03
5	16QAM	12	7	23.01	23.18	23.06
5	16QAM	12	13	23.07	23.12	22.97
5	16QAM	25	0	23.06	23.14	23.04
5	64QAM	1	0	23.07	23.27	23.16
5	64QAM	1	12	23.03	23.26	23.13
5	64QAM	1	24	23.17	23.19	23.07
5	64QAM	12	0	22.04	22.18	22.07
5	64QAM	12	7	22.04	22.23	22.10
5	64QAM	12	13	22.14	22.17	22.02
5	64QAM	25	0	22.11	22.16	22.02
Channel				26705	26865	27025
Frequency (MHz)				815.5	831.5	847.5
3	QPSK	1	0	24.82	25.01	24.94
3	QPSK	1	8	24.84	24.99	24.86
3	QPSK	1	14	24.84	24.98	24.40
3	QPSK	8	0	23.88	24.06	23.92
3	QPSK	8	4	23.90	24.05	23.96
3	QPSK	8	7	23.88	24.00	23.77
3	QPSK	15	0	23.88	24.05	23.92
3	16QAM	1	0	24.06	24.28	24.19
3	16QAM	1	8	24.07	24.30	24.15
3	16QAM	1	14	24.06	24.28	23.87
3	16QAM	8	0	22.99	23.16	23.04
3	16QAM	8	4	23.02	23.19	23.05
3	16QAM	8	7	22.98	23.14	23.00
3	16QAM	15	0	22.98	23.14	23.04
3	64QAM	1	0	23.06	23.25	23.15
3	64QAM	1	8	23.08	23.25	23.11
3	64QAM	1	14	23.05	23.23	23.05
3	64QAM	8	0	22.01	22.17	22.04
3	64QAM	8	4	22.02	22.19	22.08
3	64QAM	8	7	22.02	22.15	22.01
3	64QAM	15	0	21.98	22.15	22.02
Channel				26697	26865	27033
Frequency (MHz)				814.7	831.5	848.3
1.4	QPSK	1	0	24.65	24.93	24.67



1.4	QPSK	1	3	24.88	25.01	24.39
1.4	QPSK	1	5	24.73	24.93	24.32
1.4	QPSK	3	0	24.68	24.98	24.63
1.4	QPSK	3	1	24.68	25.01	24.60
1.4	QPSK	3	3	24.71	24.97	24.30
1.4	QPSK	6	0	23.77	23.99	23.59
1.4	16QAM	1	0	23.98	24.19	24.06
1.4	16QAM	1	3	24.03	24.30	23.79
1.4	16QAM	1	5	24.02	24.21	23.70
1.4	16QAM	3	0	23.79	24.04	23.66
1.4	16QAM	3	1	23.81	24.07	23.64
1.4	16QAM	3	3	23.80	24.03	23.41
1.4	16QAM	6	0	22.99	23.13	22.87
1.4	64QAM	1	0	23.02	23.22	23.04
1.4	64QAM	1	3	23.01	23.26	22.88
1.4	64QAM	1	5	23.02	23.17	22.92
1.4	64QAM	3	0	23.00	23.19	23.02
1.4	64QAM	3	1	23.05	23.21	22.93
1.4	64QAM	3	3	23.03	23.19	22.86
1.4	64QAM	6	0	21.94	22.09	21.95



<LTE Band 30>

Power Selection				Head / Near body / Hotspot / Product specific			Near body / Hotspot / Product specific		
Transmit Antenna				Ant 2			Ant 3		
Max. Power				25.1			25.1		
BW [MHz]	Modulation	RB Size	RB Offset	Power Low Ch. / Freq.	Power Middle Ch. / Freq.	Power High Ch. / Freq.	Power Low Ch. / Freq.	Power Middle Ch. / Freq.	Power High Ch. / Freq.
Channel					27710			27710	
Frequency (MHz)					2310			2310	
10	QPSK	1	0		24.46			24.46	
10	QPSK	1	25		24.53			24.53	
10	QPSK	1	49		24.46			24.46	
10	QPSK	25	0		23.52			23.52	
10	QPSK	25	12		23.58			23.58	
10	QPSK	25	25		23.56			23.56	
10	QPSK	50	0		23.56			23.56	
10	16QAM	1	0		23.80			23.80	
10	16QAM	1	25		23.81			23.81	
10	16QAM	1	49		23.78			23.78	
10	16QAM	25	0		22.62			22.62	
10	16QAM	25	12		22.64			22.64	
10	16QAM	25	25		22.63			22.63	
10	16QAM	50	0		22.61			22.61	
10	64QAM	1	0		22.66			22.66	
10	64QAM	1	25		22.69			22.69	
10	64QAM	1	49		22.69			22.69	
10	64QAM	25	0		21.63			21.63	
10	64QAM	25	12		21.66			21.66	
10	64QAM	25	25		21.62			21.62	
10	64QAM	50	0		21.63			21.63	
Channel				27685	27710	27735	27685	27710	27735
Frequency (MHz)				2307.5	2310	2312.5	2307.5	2310	2312.5
5	QPSK	1	0	24.46	24.44	24.44	24.46	24.44	24.44
5	QPSK	1	12	24.46	24.43	24.46	24.46	24.43	24.46
5	QPSK	1	24	24.41	24.46	24.30	24.41	24.46	24.30
5	QPSK	12	0	23.55	23.52	23.54	23.55	23.52	23.54
5	QPSK	12	7	23.56	23.57	23.55	23.56	23.57	23.55
5	QPSK	12	13	23.53	23.56	23.54	23.53	23.56	23.54
5	QPSK	25	0	23.54	23.53	23.51	23.54	23.53	23.51
5	16QAM	1	0	23.80	23.78	23.76	23.80	23.78	23.76
5	16QAM	1	12	23.79	23.80	23.81	23.79	23.80	23.81
5	16QAM	1	24	23.80	23.80	23.78	23.80	23.80	23.78
5	16QAM	12	0	22.58	22.63	22.58	22.58	22.63	22.58
5	16QAM	12	7	22.64	22.64	22.65	22.64	22.64	22.65
5	16QAM	12	13	22.59	22.61	22.63	22.59	22.61	22.63
5	16QAM	25	0	22.61	22.61	22.60	22.61	22.61	22.60
5	64QAM	1	0	22.66	22.70	22.67	22.66	22.70	22.67
5	64QAM	1	12	22.69	22.70	22.70	22.69	22.70	22.70
5	64QAM	1	24	22.69	22.71	22.71	22.69	22.71	22.71
5	64QAM	12	0	21.61	21.65	21.62	21.61	21.65	21.62
5	64QAM	12	7	21.67	21.69	21.65	21.67	21.69	21.65
5	64QAM	12	13	21.65	21.68	21.67	21.65	21.68	21.67
5	64QAM	25	0	21.61	21.61	21.63	21.61	21.61	21.63





<LTE Band 66>

Power Selection				Head / Near body / Hotspot / Product specific		
Transmit Antenna				Ant 0		
Max. Power				24.5		
BW [MHz]	Modulation	RB Size	RB Offset	Power Low Ch. / Freq.	Power Middle Ch. / Freq.	Power High Ch. / Freq.
Channel				132072	132322	132572
Frequency (MHz)				1720	1745	1770
20	QPSK	1	0	23.65	23.78	23.91
20	QPSK	1	49	23.64	23.75	23.88
20	QPSK	1	99	23.57	23.72	23.78
20	QPSK	50	0	22.56	22.67	22.80
20	QPSK	50	24	22.64	22.69	22.82
20	QPSK	50	50	22.64	22.63	22.70
20	QPSK	100	0	22.63	22.65	22.76
20	16QAM	1	0	22.94	23.03	23.20
20	16QAM	1	49	22.96	23.17	23.25
20	16QAM	1	99	22.91	23.02	23.14
20	16QAM	50	0	21.67	21.79	21.89
20	16QAM	50	24	21.74	21.78	21.85
20	16QAM	50	50	21.71	21.70	21.78
20	16QAM	100	0	21.72	21.74	21.83
20	64QAM	1	0	21.84	21.90	22.12
20	64QAM	1	49	21.90	22.05	22.13
20	64QAM	1	99	21.80	21.96	22.01
20	64QAM	50	0	20.70	20.80	20.90
20	64QAM	50	24	20.75	20.78	20.87
20	64QAM	50	50	20.71	20.71	20.81
20	64QAM	100	0	20.73	20.75	20.84
Channel				132047	132322	132597
Frequency (MHz)				1717.5	1745	1772.5
15	QPSK	1	0	23.60	23.81	23.86
15	QPSK	1	37	23.63	23.82	23.90
15	QPSK	1	74	23.59	23.74	23.81
15	QPSK	36	0	22.53	22.65	22.70
15	QPSK	36	20	22.60	22.73	22.81
15	QPSK	36	39	22.55	22.59	22.77
15	QPSK	75	0	22.61	22.64	22.71
15	16QAM	1	0	22.98	23.15	23.22
15	16QAM	1	37	22.96	23.18	23.31
15	16QAM	1	74	22.92	23.06	23.17
15	16QAM	36	0	21.58	21.70	21.78
15	16QAM	36	20	21.70	21.79	21.88
15	16QAM	36	39	21.63	21.66	21.85
15	16QAM	75	0	21.67	21.68	21.78
15	64QAM	1	0	21.86	22.02	22.13
15	64QAM	1	37	21.89	22.11	22.24
15	64QAM	1	74	21.83	21.99	22.05
15	64QAM	36	0	20.64	20.74	20.86
15	64QAM	36	20	20.74	20.82	20.91
15	64QAM	36	39	20.69	20.70	20.88
15	64QAM	75	0	20.70	20.70	20.79
Channel				132022	132322	132622
Frequency (MHz)				1715	1745	1775
10	QPSK	1	0	23.56	23.77	23.79
10	QPSK	1	25	23.58	23.75	23.79



**FCC SAR TEST REPORT**

**Report No. : FA902114**

10	QPSK	1	49	23.48	23.65	23.79
10	QPSK	25	0	22.59	22.72	22.77
10	QPSK	25	12	22.57	22.69	22.82
10	QPSK	25	25	22.53	22.66	22.82
10	QPSK	50	0	22.55	22.70	22.75
10	16QAM	1	0	22.93	23.12	23.18
10	16QAM	1	25	22.87	23.14	23.27
10	16QAM	1	49	22.82	23.01	23.14
10	16QAM	25	0	21.66	21.76	21.83
10	16QAM	25	12	21.63	21.77	21.94
10	16QAM	25	25	21.61	21.71	21.90
10	16QAM	50	0	21.65	21.74	21.82
10	64QAM	1	0	21.84	22.03	22.03
10	64QAM	1	25	21.82	22.02	22.15
10	64QAM	1	49	21.76	21.90	21.98
10	64QAM	25	0	20.69	20.77	20.86
10	64QAM	25	12	20.64	20.76	20.96
10	64QAM	25	25	20.60	20.72	20.92
10	64QAM	50	0	20.64	20.77	20.82
Channel				131997	132322	132647
Frequency (MHz)				1712.5	1745	1777.5
5	QPSK	1	0	23.45	23.60	23.72
5	QPSK	1	12	23.60	23.76	23.88
5	QPSK	1	24	23.41	23.54	23.67
5	QPSK	12	0	22.55	22.68	22.84
5	QPSK	12	7	22.65	22.75	22.91
5	QPSK	12	13	22.53	22.67	22.78
5	QPSK	25	0	22.55	22.66	22.81
5	16QAM	1	0	22.76	22.97	23.08
5	16QAM	1	12	22.94	23.12	23.24
5	16QAM	1	24	22.69	22.85	23.00
5	16QAM	12	0	21.62	21.76	21.89
5	16QAM	12	7	21.74	21.84	21.97
5	16QAM	12	13	21.62	21.71	21.86
5	16QAM	25	0	21.66	21.72	21.87
5	64QAM	1	0	21.69	21.87	22.01
5	64QAM	1	12	21.83	22.02	22.12
5	64QAM	1	24	21.62	21.83	21.93
5	64QAM	12	0	20.69	20.77	20.96
5	64QAM	12	7	20.76	20.89	21.03
5	64QAM	12	13	20.69	20.78	20.90
5	64QAM	25	0	20.64	20.73	20.91
Channel				131987	132322	132657
Frequency (MHz)				1711.5	1745	1778.5
3	QPSK	1	0	23.46	23.61	23.75
3	QPSK	1	8	23.59	23.71	23.88
3	QPSK	1	14	23.45	23.57	23.73
3	QPSK	8	0	22.60	22.67	22.85
3	QPSK	8	4	22.66	22.73	22.90
3	QPSK	8	7	22.59	22.64	22.84
3	QPSK	15	0	22.62	22.66	22.85
3	16QAM	1	0	22.82	22.95	23.06
3	16QAM	1	8	22.93	23.08	23.23
3	16QAM	1	14	22.70	22.91	23.03
3	16QAM	8	0	21.74	21.79	21.95
3	16QAM	8	4	21.79	21.87	22.06



3	16QAM	8	7	21.71	21.77	21.97
3	16QAM	15	0	21.70	21.77	21.96
3	64QAM	1	0	21.74	21.81	22.00
3	64QAM	1	8	21.84	21.98	22.12
3	64QAM	1	14	21.69	21.80	21.97
3	64QAM	8	0	20.71	20.80	20.97
3	64QAM	8	4	20.77	20.86	21.04
3	64QAM	8	7	20.72	20.78	20.97
3	64QAM	15	0	20.68	20.79	20.93
Channel				131979	132322	132665
Frequency (MHz)				1710.7	1745	1779.3
1.4	QPSK	1	0	23.49	23.64	23.76
1.4	QPSK	1	3	23.57	23.75	23.85
1.4	QPSK	1	5	23.47	23.65	23.76
1.4	QPSK	3	0	23.54	23.71	23.82
1.4	QPSK	3	1	23.57	23.74	23.86
1.4	QPSK	3	3	23.54	23.71	23.83
1.4	QPSK	6	0	22.53	22.68	22.81
1.4	16QAM	1	0	22.81	23.00	23.08
1.4	16QAM	1	3	22.92	23.10	23.20
1.4	16QAM	1	5	22.82	22.98	23.08
1.4	16QAM	3	0	22.60	22.82	22.92
1.4	16QAM	3	1	22.68	22.87	22.96
1.4	16QAM	3	3	22.63	22.78	22.89
1.4	16QAM	6	0	21.71	21.80	21.96
1.4	64QAM	1	0	21.76	21.89	21.99
1.4	64QAM	1	3	21.84	22.00	22.10
1.4	64QAM	1	5	21.73	21.87	21.99
1.4	64QAM	3	0	21.72	21.90	22.03
1.4	64QAM	3	1	21.80	21.97	22.08
1.4	64QAM	3	3	21.73	21.90	22.00
1.4	64QAM	6	0	20.65	20.74	20.90



Power Selection				Near body / Hotspot / Product specific		
Transmit Antenna				Ant 1		
Max. Power				24.5		
BW [MHz]	Modulation	RB Size	RB Offset	Power Low Ch. / Freq.	Power Middle Ch. / Freq.	Power High Ch. / Freq.
Channel				132072	132322	132572
Frequency (MHz)				1720	1745	1770
20	QPSK	1	0	23.65	23.78	23.91
20	QPSK	1	49	23.64	23.75	23.88
20	QPSK	1	99	23.57	23.72	23.78
20	QPSK	50	0	22.56	22.67	22.80
20	QPSK	50	24	22.64	22.69	22.82
20	QPSK	50	50	22.64	22.63	22.70
20	QPSK	100	0	22.63	22.65	22.76
20	16QAM	1	0	22.94	23.03	23.20
20	16QAM	1	49	22.96	23.17	23.25
20	16QAM	1	99	22.91	23.02	23.14
20	16QAM	50	0	21.67	21.79	21.89
20	16QAM	50	24	21.74	21.78	21.85
20	16QAM	50	50	21.71	21.70	21.78
20	16QAM	100	0	21.72	21.74	21.83
20	64QAM	1	0	21.84	21.90	22.12
20	64QAM	1	49	21.90	22.05	22.13
20	64QAM	1	99	21.80	21.96	22.01
20	64QAM	50	0	20.70	20.80	20.90
20	64QAM	50	24	20.75	20.78	20.87
20	64QAM	50	50	20.71	20.71	20.81
20	64QAM	100	0	20.73	20.75	20.84
Channel				132047	132322	132597
Frequency (MHz)				1717.5	1745	1772.5
15	QPSK	1	0	23.60	23.81	23.86
15	QPSK	1	37	23.63	23.82	23.90
15	QPSK	1	74	23.59	23.74	23.81
15	QPSK	36	0	22.53	22.65	22.70
15	QPSK	36	20	22.60	22.73	22.81
15	QPSK	36	39	22.55	22.59	22.77
15	QPSK	75	0	22.61	22.64	22.71
15	16QAM	1	0	22.98	23.15	23.22
15	16QAM	1	37	22.96	23.18	23.31
15	16QAM	1	74	22.92	23.06	23.17
15	16QAM	36	0	21.58	21.70	21.78
15	16QAM	36	20	21.70	21.79	21.88
15	16QAM	36	39	21.63	21.66	21.85
15	16QAM	75	0	21.67	21.68	21.78
15	64QAM	1	0	21.86	22.02	22.13
15	64QAM	1	37	21.89	22.11	22.24
15	64QAM	1	74	21.83	21.99	22.05
15	64QAM	36	0	20.64	20.74	20.86
15	64QAM	36	20	20.74	20.82	20.91
15	64QAM	36	39	20.69	20.70	20.88
15	64QAM	75	0	20.70	20.70	20.79
Channel				132022	132322	132622
Frequency (MHz)				1715	1745	1775
10	QPSK	1	0	23.56	23.77	23.79
10	QPSK	1	25	23.58	23.75	23.79



10	QPSK	1	49	23.48	23.65	23.79
10	QPSK	25	0	22.59	22.72	22.77
10	QPSK	25	12	22.57	22.69	22.82
10	QPSK	25	25	22.53	22.66	22.82
10	QPSK	50	0	22.55	22.70	22.75
10	16QAM	1	0	22.93	23.12	23.18
10	16QAM	1	25	22.87	23.14	23.27
10	16QAM	1	49	22.82	23.01	23.14
10	16QAM	25	0	21.66	21.76	21.83
10	16QAM	25	12	21.63	21.77	21.94
10	16QAM	25	25	21.61	21.71	21.90
10	16QAM	50	0	21.65	21.74	21.82
10	64QAM	1	0	21.84	22.03	22.03
10	64QAM	1	25	21.82	22.02	22.15
10	64QAM	1	49	21.76	21.90	21.98
10	64QAM	25	0	20.69	20.77	20.86
10	64QAM	25	12	20.64	20.76	20.96
10	64QAM	25	25	20.60	20.72	20.92
10	64QAM	50	0	20.64	20.77	20.82
Channel				131997	132322	132647
Frequency (MHz)				1712.5	1745	1777.5
5	QPSK	1	0	23.45	23.60	23.72
5	QPSK	1	12	23.60	23.76	23.88
5	QPSK	1	24	23.41	23.54	23.67
5	QPSK	12	0	22.55	22.68	22.84
5	QPSK	12	7	22.65	22.75	22.91
5	QPSK	12	13	22.53	22.67	22.78
5	QPSK	25	0	22.55	22.66	22.81
5	16QAM	1	0	22.76	22.97	23.08
5	16QAM	1	12	22.94	23.12	23.24
5	16QAM	1	24	22.69	22.85	23.00
5	16QAM	12	0	21.62	21.76	21.89
5	16QAM	12	7	21.74	21.84	21.97
5	16QAM	12	13	21.62	21.71	21.86
5	16QAM	25	0	21.66	21.72	21.87
5	64QAM	1	0	21.69	21.87	22.01
5	64QAM	1	12	21.83	22.02	22.12
5	64QAM	1	24	21.62	21.83	21.93
5	64QAM	12	0	20.69	20.77	20.96
5	64QAM	12	7	20.76	20.89	21.03
5	64QAM	12	13	20.69	20.78	20.90
5	64QAM	25	0	20.64	20.73	20.91
Channel				131987	132322	132657
Frequency (MHz)				1711.5	1745	1778.5
3	QPSK	1	0	23.46	23.61	23.75
3	QPSK	1	8	23.59	23.71	23.88
3	QPSK	1	14	23.45	23.57	23.73
3	QPSK	8	0	22.60	22.67	22.85
3	QPSK	8	4	22.66	22.73	22.90
3	QPSK	8	7	22.59	22.64	22.84
3	QPSK	15	0	22.62	22.66	22.85
3	16QAM	1	0	22.82	22.95	23.06
3	16QAM	1	8	22.93	23.08	23.23
3	16QAM	1	14	22.70	22.91	23.03
3	16QAM	8	0	21.74	21.79	21.95
3	16QAM	8	4	21.79	21.87	22.06



3	16QAM	8	7	21.71	21.77	21.97
3	16QAM	15	0	21.70	21.77	21.96
3	64QAM	1	0	21.74	21.81	22.00
3	64QAM	1	8	21.84	21.98	22.12
3	64QAM	1	14	21.69	21.80	21.97
3	64QAM	8	0	20.71	20.80	20.97
3	64QAM	8	4	20.77	20.86	21.04
3	64QAM	8	7	20.72	20.78	20.97
3	64QAM	15	0	20.68	20.79	20.93
Channel				131979	132322	132665
Frequency (MHz)				1710.7	1745	1779.3
1.4	QPSK	1	0	23.49	23.64	23.76
1.4	QPSK	1	3	23.57	23.75	23.85
1.4	QPSK	1	5	23.47	23.65	23.76
1.4	QPSK	3	0	23.54	23.71	23.82
1.4	QPSK	3	1	23.57	23.74	23.86
1.4	QPSK	3	3	23.54	23.71	23.83
1.4	QPSK	6	0	22.53	22.68	22.81
1.4	16QAM	1	0	22.81	23.00	23.08
1.4	16QAM	1	3	22.92	23.10	23.20
1.4	16QAM	1	5	22.82	22.98	23.08
1.4	16QAM	3	0	22.60	22.82	22.92
1.4	16QAM	3	1	22.68	22.87	22.96
1.4	16QAM	3	3	22.63	22.78	22.89
1.4	16QAM	6	0	21.71	21.80	21.96
1.4	64QAM	1	0	21.76	21.89	21.99
1.4	64QAM	1	3	21.84	22.00	22.10
1.4	64QAM	1	5	21.73	21.87	21.99
1.4	64QAM	3	0	21.72	21.90	22.03
1.4	64QAM	3	1	21.80	21.97	22.08
1.4	64QAM	3	3	21.73	21.90	22.00
1.4	64QAM	6	0	20.65	20.74	20.90



<LTE Band 71>

Power Selection				Head / Near body / Hotspot / Product specific		
Transmit Antenna				Ant 0 / Ant 1		
Max. Power				24.6		
BW [MHz]	Modulation	RB Size	RB Offset	Power Low Ch. / Freq.	Power Middle Ch. / Freq.	Power High Ch. / Freq.
Channel				133222	133322	133372
Frequency (MHz)				673	683	688
20	QPSK	1	0	24.01	23.99	23.93
20	QPSK	1	49	23.97	23.86	23.92
20	QPSK	1	99	23.95	24.08	24.13
20	QPSK	50	0	23.05	22.96	22.94
20	QPSK	50	24	23.04	22.92	22.99
20	QPSK	50	50	23.06	22.99	23.04
20	QPSK	100	0	23.06	22.95	23.05
20	16QAM	1	0	23.28	23.29	23.25
20	16QAM	1	49	23.30	23.21	23.25
20	16QAM	1	99	23.27	23.36	23.40
20	16QAM	50	0	22.18	22.06	21.99
20	16QAM	50	24	22.13	22.01	22.06
20	16QAM	50	50	22.10	22.08	22.13
20	16QAM	100	0	22.12	22.02	22.07
20	64QAM	1	0	22.20	22.20	22.12
20	64QAM	1	49	22.21	22.10	22.15
20	64QAM	1	99	22.11	22.26	22.29
20	64QAM	50	0	21.20	21.08	21.03
20	64QAM	50	24	21.16	21.03	21.11
20	64QAM	50	50	21.13	21.13	21.15
20	64QAM	100	0	21.13	21.03	21.09
Channel				133197	133297	133397
Frequency (MHz)				670.5	680.5	690.5
15	QPSK	1	0	23.98	23.97	24.07
15	QPSK	1	37	23.90	23.89	24.10
15	QPSK	1	74	23.94	23.99	24.10
15	QPSK	36	0	23.03	22.97	23.04
15	QPSK	36	20	23.06	22.95	23.08
15	QPSK	36	39	23.00	22.94	23.11
15	QPSK	75	0	23.06	22.93	23.03
15	16QAM	1	0	23.24	23.26	23.38
15	16QAM	1	37	23.17	23.18	23.39
15	16QAM	1	74	23.27	23.27	23.45
15	16QAM	36	0	22.08	22.04	22.11
15	16QAM	36	20	22.15	22.03	22.14
15	16QAM	36	39	22.09	21.99	22.20
15	16QAM	75	0	22.13	22.01	22.11
15	64QAM	1	0	22.23	22.22	22.29
15	64QAM	1	37	22.17	22.12	22.35
15	64QAM	1	74	22.20	22.19	22.37
15	64QAM	36	0	21.11	21.09	21.15
15	64QAM	36	20	21.20	21.08	21.16
15	64QAM	36	39	21.12	21.03	21.24
15	64QAM	75	0	21.13	21.03	21.14
Channel				133172	133272	133422
Frequency (MHz)				668	678	693
10	QPSK	1	0	24.02	23.99	24.00
10	QPSK	1	25	23.94	23.91	24.09



10	QPSK	1	49	24.02	23.88	24.12
10	QPSK	25	0	23.02	22.97	23.05
10	QPSK	25	12	23.02	22.97	23.14
10	QPSK	25	25	23.08	22.92	23.09
10	QPSK	50	0	23.09	22.98	23.16
10	16QAM	1	0	23.27	23.32	23.34
10	16QAM	1	25	23.24	23.26	23.41
10	16QAM	1	49	23.33	23.21	23.43
10	16QAM	25	0	22.14	22.05	22.08
10	16QAM	25	12	22.15	22.05	22.26
10	16QAM	25	25	22.13	22.00	22.16
10	16QAM	50	0	22.17	22.02	22.20
10	64QAM	1	0	22.27	22.23	22.30
10	64QAM	1	25	22.21	22.21	22.39
10	64QAM	1	49	22.25	22.18	22.41
10	64QAM	25	0	21.14	21.07	21.15
10	64QAM	25	12	21.14	21.10	21.28
10	64QAM	25	25	21.16	21.03	21.19
10	64QAM	50	0	21.20	21.07	21.20
Channel				133147	133247	133447
Frequency (MHz)				665.5	675.5	695.5
5	QPSK	1	0	23.91	23.99	24.09
5	QPSK	1	12	23.98	23.97	24.12
5	QPSK	1	24	23.92	23.93	24.11
5	QPSK	12	0	23.03	23.01	23.12
5	QPSK	12	7	23.06	23.00	23.12
5	QPSK	12	13	22.99	22.98	23.20
5	QPSK	25	0	23.02	22.97	23.11
5	16QAM	1	0	23.17	23.31	23.40
5	16QAM	1	12	23.20	23.29	23.46
5	16QAM	1	24	23.18	23.24	23.42
5	16QAM	12	0	22.13	22.09	22.21
5	16QAM	12	7	22.11	22.10	22.22
5	16QAM	12	13	22.07	22.06	22.30
5	16QAM	25	0	22.14	22.09	22.17
5	64QAM	1	0	22.20	22.21	22.31
5	64QAM	1	12	22.16	22.19	22.40
5	64QAM	1	24	22.14	22.16	22.35
5	64QAM	12	0	21.15	21.15	21.26
5	64QAM	12	7	21.17	21.18	21.27
5	64QAM	12	13	21.15	21.12	21.36
5	64QAM	25	0	21.11	21.09	21.20

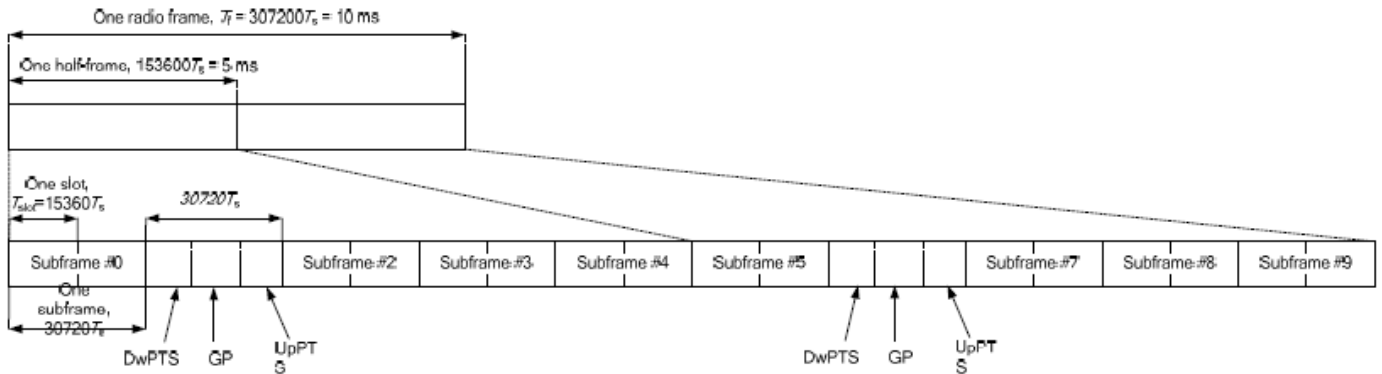


**<TDD LTE SAR Measurement>**

TDD LTE configuration setup for SAR measurement

SAR was tested with a fixed periodic duty factor according to the highest transmission duty factor implemented for the device and supported by 3GPP.

- a. 3GPP TS 36.211 section 4.2 for Type 2 Frame Structure and Table 4.2-2 for uplink-downlink configurations
- b. "special subframe S" contains both uplink and downlink transmissions, it has been taken into consideration to determine the transmission duty factor according to the worst case uplink and downlink cyclic prefix requirements for UpPTS
- c. Establishing connections with base station simulators ensure a consistent means for testing SAR and recommended for evaluating SAR. The Anritsu MT8820C (firmware: #22.52#004) was used for LTE output power measurements and SAR testing.



**Figure 4.2-1: Frame structure type 2 (for 5 ms switch-point periodicity).**

**Table 4.2-2: Uplink-downlink configurations.**

Uplink-downlink configuration	Downlink-to-Uplink Switch-point periodicity	Subframe number									
		0	1	2	3	4	5	6	7	8	9
0	5 ms	D	S	U	U	U	D	S	U	U	U
1	5 ms	D	S	U	U	D	D	S	U	U	D
2	5 ms	D	S	U	D	D	D	S	U	D	D
3	10 ms	D	S	U	U	U	D	D	D	D	D
4	10 ms	D	S	U	U	D	D	D	D	D	D
5	10 ms	D	S	U	D	D	D	D	D	D	D
6	5 ms	D	S	U	U	U	D	S	U	U	D

**Table 4.2-1: Configuration of special subframe (lengths of DwPTS/GP/UpPTS).**

Special subframe configuration	Normal cyclic prefix in downlink			Extended cyclic prefix in downlink		
	DwPTS	UpPTS		DwPTS	UpPTS	
		Normal cyclic prefix in uplink	Extended cyclic prefix in uplink		Normal cyclic prefix in uplink	Extended cyclic prefix in uplink
0	6592 · Ts	2192 · Ts	2560 · Ts	7680 · Ts	2192 · Ts	2560 · Ts
1	19760 · Ts			20480 · Ts		
2	21952 · Ts			23040 · Ts		
3	24144 · Ts			25600 · Ts		
4	26336 · Ts			7680 · Ts	4384 · Ts	5120 · Ts
5	6592 · Ts	4384 · Ts	5120 · Ts	20480 · Ts		
6	19760 · Ts			23040 · Ts		
7	21952 · Ts			12800 · Ts		
8	24144 · Ts			-	-	-
9	13168 · Ts			-	-	-

<b>Special subframe (30720·T<sub>s</sub>): Normal cyclic prefix in downlink (UpPTS)</b>			
	<b>Special subframe configuration</b>	<b>Normal cyclic prefix in uplink</b>	<b>Extended cyclic prefix in uplink</b>
<b>Uplink duty factor in one special subframe</b>	<b>0~4</b>	7.13%	8.33%
	<b>5~9</b>	14.3%	16.7%

<b>Special subframe(30720·T<sub>s</sub>): Extended cyclic prefix in downlink (UpPTS)</b>			
	<b>Special subframe configuration</b>	<b>Normal cyclic prefix in uplink</b>	<b>Extended cyclic prefix in uplink</b>
<b>Uplink duty factor in one special subframe</b>	<b>0~3</b>	7.13%	8.33%
	<b>4~7</b>	14.3%	16.7%

The highest duty factor is resulted from:

- i. Uplink-downlink configuration: 0. In a half-frame consisted of 5 subframes, uplink operation is in 3 uplink subframes and 1 special subframe.
- ii. special subframe configuration: 5-9 for normal cyclic prefix in downlink, 4-7 for extended cyclic prefix in downlink
- iii. for special subframe with extended cyclic prefix in uplink, the total uplink duty factor in one half-frame is:  $(3+0.167)/5 = 63.3\%$
- iv. for special subframe with normal cyclic prefix in uplink, the total uplink duty factor in one half-frame is:  $(3+0.143)/5 = 62.9\%$
- v. For TDD LTE SAR measurement, the duty cycle 1:1.59 (62.9 %) was used perform testing and considering the theoretical duty cycle of 63.3% for extended cyclic prefix in the uplink, and the theoretical duty cycle of 62.9% for normal cyclic prefix in uplink, a scaling factor of extended cyclic prefix  $63.3\%/62.9\% = 1.006$  is applied to scale-up the measured SAR result. The scaled TDD LTE SAR = measured SAR (W/kg)\* Tune-up Scaling Factor\* scaling factor for extended cyclic prefix.
- vi. The device supports Power Class 3 uplink-downlink configurations 0 and 6, and Power Class 2 uplink-downlink configurations 1 to 5 operations for LTE Band 41
- vii. The highest available duty cycle for Power Class 2 operation is 43.3% using UL-DL configuration 1, for Power Class 3 operation is 63.3% using UL-DL configuration 0. Per FCC Guidance, all SAR tests were performed using Power Class 3. SAR with Power Class 2 at the available duty factor was additionally performed for the Power Class 3 configuration with the highest SAR among all exposure condition



<LTE Band 38>

Power Selection				Head / Near body / Hotspot / Product specific		
Transmit Antenna				Ant 2		
Max. Power				25.7		
BW [MHz]	Modulation	RB Size	RB Offset	Power Low Ch. / Freq.	Power Middle Ch. / Freq.	Power High Ch. / Freq.
Channel				37850	38000	38150
Frequency (MHz)				2580	2595	2610
20	QPSK	1	0	25.31	25.43	25.42
20	QPSK	1	49	25.29	25.40	25.30
20	QPSK	1	99	25.42	25.42	25.36
20	QPSK	50	0	24.35	24.49	24.48
20	QPSK	50	24	24.46	24.47	24.49
20	QPSK	50	50	24.49	24.48	24.36
20	QPSK	100	0	24.48	24.47	24.48
20	16QAM	1	0	24.41	24.54	24.56
20	16QAM	1	49	24.38	24.50	24.42
20	16QAM	1	99	24.53	24.55	24.46
20	16QAM	50	0	23.41	23.53	23.57
20	16QAM	50	24	23.56	23.56	23.56
20	16QAM	50	50	23.55	23.56	23.47
20	16QAM	100	0	23.54	23.54	23.55
20	64QAM	1	0	23.13	23.25	23.28
20	64QAM	1	49	23.12	23.24	23.14
20	64QAM	1	99	23.26	23.29	23.19
20	64QAM	50	0	22.40	22.53	22.54
20	64QAM	50	24	22.51	22.54	22.56
20	64QAM	50	50	22.54	22.54	22.44
20	64QAM	100	0	22.53	22.55	22.55
Channel				37825	38000	38175
Frequency (MHz)				2577.5	2595	2612.5
15	QPSK	1	0	25.31	25.36	25.40
15	QPSK	1	37	25.25	25.33	25.22
15	QPSK	1	74	25.27	25.38	25.27
15	QPSK	36	0	24.32	24.49	24.41
15	QPSK	36	20	24.38	24.28	24.48
15	QPSK	36	39	24.48	24.35	24.32
15	QPSK	75	0	24.45	24.37	24.28
15	16QAM	1	0	24.34	24.38	24.40
15	16QAM	1	37	24.18	24.31	24.36
15	16QAM	1	74	24.45	24.51	24.33
15	16QAM	36	0	23.34	23.36	23.44
15	16QAM	36	20	23.37	23.56	23.45
15	16QAM	36	39	23.52	23.46	23.39
15	16QAM	75	0	23.36	23.43	23.50
15	64QAM	1	0	23.03	23.18	23.28
15	64QAM	1	37	22.94	23.15	22.94
15	64QAM	1	74	23.25	23.23	23.10
15	64QAM	36	0	22.32	22.48	22.47
15	64QAM	36	20	22.40	22.34	22.48
15	64QAM	36	39	22.49	22.43	22.42
15	64QAM	75	0	22.49	22.52	22.40
Channel				37800	38000	38200
Frequency (MHz)				2575	2595	2615
10	QPSK	1	0	25.18	25.31	25.32
10	QPSK	1	25	25.14	25.22	25.13



10	QPSK	1	49	25.07	25.24	25.18
10	QPSK	25	0	24.12	24.34	24.34
10	QPSK	25	12	24.32	24.18	24.35
10	QPSK	25	25	24.38	24.24	24.31
10	QPSK	50	0	24.44	24.35	24.22
10	16QAM	1	0	24.16	24.33	24.31
10	16QAM	1	25	24.04	24.30	24.36
10	16QAM	1	49	24.27	24.45	24.22
10	16QAM	25	0	23.25	23.22	23.24
10	16QAM	25	12	23.19	23.54	23.41
10	16QAM	25	25	23.51	23.40	23.39
10	16QAM	50	0	23.25	23.24	23.44
10	64QAM	1	0	22.96	23.05	23.11
10	64QAM	1	25	22.82	23.08	22.86
10	64QAM	1	49	23.24	23.15	22.91
10	64QAM	25	0	22.18	22.38	22.43
10	64QAM	25	12	22.24	22.32	22.36
10	64QAM	25	25	22.38	22.43	22.41
10	64QAM	50	0	22.40	22.42	22.36
Channel				37775	38000	38225
Frequency (MHz)				2572.5	2595	2617.5
5	QPSK	1	0	25.03	25.23	25.29
5	QPSK	1	12	25.01	25.07	24.98
5	QPSK	1	24	25.04	25.24	25.17
5	QPSK	12	0	23.98	24.18	24.16
5	QPSK	12	7	24.30	24.18	24.33
5	QPSK	12	13	24.23	24.23	24.23
5	QPSK	25	0	24.33	24.15	24.20
5	16QAM	1	0	24.01	24.15	24.21
5	16QAM	1	12	23.93	24.30	24.28
5	16QAM	1	24	24.25	24.44	24.05
5	16QAM	12	0	23.08	23.06	23.14
5	16QAM	12	7	23.15	23.35	23.33
5	16QAM	12	13	23.48	23.35	23.34
5	16QAM	25	0	23.08	23.15	23.35
5	64QAM	1	0	22.85	23.01	22.98
5	64QAM	1	12	22.75	22.98	22.80
5	64QAM	1	24	23.14	23.12	22.81
5	64QAM	12	0	22.01	22.21	22.37
5	64QAM	12	7	22.13	22.26	22.26
5	64QAM	12	13	22.36	22.26	22.32
5	64QAM	25	0	22.23	22.31	22.33



<LTE Band 41>

Power Selection				Head / Near body / Hotspot / Near body					
Transmit Antenna				Ant 2					
Max. Power				25					
BW [MHz]	Modulation	RB Size	RB Offset	for IC Power Low Ch. / Freq.	Power Low Ch. / Freq.	Power Low Middle Ch. / Freq.	Power Middle Ch. / Freq.	Power High Middle Ch. / Freq.	Power High Ch. / Freq.
Channel				39790	39750	40185	40620	41055	41490
Frequency (MHz)				2510	2506	2549.5	2593	2636.5	2680
20	QPSK	1	0	23.91	23.91	23.99	24.06	24.09	24.11
20	QPSK	1	49	23.79	23.78	23.87	23.95	23.89	23.98
20	QPSK	1	99	23.80	23.79	23.92	23.97	23.89	23.96
20	QPSK	50	0	22.97	22.97	23.05	23.14	23.16	23.17
20	QPSK	50	24	22.95	22.95	23.05	23.12	23.13	23.12
20	QPSK	50	50	22.90	22.89	23.01	23.09	22.99	23.06
20	QPSK	100	0	22.94	22.95	23.03	23.10	23.11	23.10
20	16QAM	1	0	23.02	23.02	23.14	23.19	23.22	23.22
20	16QAM	1	49	22.88	22.90	22.98	23.07	22.98	23.07
20	16QAM	1	99	22.89	22.88	22.98	23.08	23.00	23.05
20	16QAM	50	0	22.04	22.04	22.12	22.21	22.22	22.21
20	16QAM	50	24	22.00	22.00	22.10	22.18	22.21	22.19
20	16QAM	50	50	21.95	21.99	22.06	22.14	22.05	22.13
20	16QAM	100	0	22.00	21.99	22.09	22.16	22.20	22.18
20	64QAM	1	0	21.77	21.75	21.85	21.91	21.94	21.93
20	64QAM	1	49	21.60	21.62	21.71	21.77	21.71	21.81
20	64QAM	1	99	21.62	21.61	21.71	21.80	21.73	21.80
20	64QAM	50	0	21.01	21.02	21.10	21.18	21.22	21.20
20	64QAM	50	24	21.00	21.00	21.08	21.18	21.17	21.21
20	64QAM	50	50	20.96	20.97	21.05	21.14	21.04	21.14
20	64QAM	100	0	21.00	21.00	21.11	21.16	21.19	21.18
Channel				39765	39725	40173	40620	41068	41515
Frequency (MHz)				2507.5	2503.5	2548.3	2593	2637.8	2682.5
15	QPSK	1	0	23.72	23.89	23.87	24.02	23.89	24.02
15	QPSK	1	37	23.61	23.63	23.80	23.90	23.75	23.80
15	QPSK	1	74	23.64	23.73	23.77	23.89	23.80	23.85
15	QPSK	36	0	22.89	22.97	22.93	23.10	23.01	23.00
15	QPSK	36	20	22.86	22.89	22.99	23.10	23.07	23.00
15	QPSK	36	39	22.80	22.86	23.01	23.05	22.92	22.99
15	QPSK	75	0	22.87	22.83	23.02	22.93	23.03	23.08
15	16QAM	1	0	22.85	22.82	23.13	23.07	23.07	23.02
15	16QAM	1	37	22.85	22.83	22.85	22.88	22.87	22.88
15	16QAM	1	74	22.83	22.80	22.80	22.96	22.80	22.97
15	16QAM	36	0	21.95	22.01	22.09	22.07	22.12	22.09
15	16QAM	36	20	21.87	21.99	22.06	22.16	22.01	22.07
15	16QAM	36	39	21.83	21.98	21.98	22.08	21.85	22.08
15	16QAM	75	0	21.87	21.91	22.01	22.06	22.12	22.17
15	64QAM	1	0	21.61	21.55	21.66	21.91	21.94	21.75
15	64QAM	1	37	21.55	21.46	21.67	21.62	21.58	21.69
15	64QAM	1	74	21.47	21.44	21.55	21.74	21.56	21.68
15	64QAM	36	0	21.00	21.01	21.06	21.01	21.06	21.08
15	64QAM	36	20	20.91	20.97	20.98	21.08	21.12	21.13
15	64QAM	36	39	20.92	20.83	20.86	21.08	21.00	21.05
15	64QAM	75	0	20.81	20.86	20.97	21.15	21.09	21.00
Channel				39740	39700	40160	40620	41080	41540
Frequency (MHz)				2505	2501	2547	2593	2639	2685
10	QPSK	1	0	23.61	23.89	23.76	23.96	23.78	24.00



**FCC SAR TEST REPORT**

**Report No. : FA902114**

10	QPSK	1	25	23.59	23.58	23.79	23.90	23.75	23.68
10	QPSK	1	49	23.49	23.62	23.77	23.87	23.65	23.69
10	QPSK	25	0	22.75	22.78	22.75	23.09	22.87	22.80
10	QPSK	25	12	22.67	22.78	22.93	23.01	22.90	23.00
10	QPSK	25	25	22.79	22.66	22.90	22.86	22.87	22.83
10	QPSK	50	0	22.80	22.71	22.91	22.80	22.85	22.94
10	16QAM	1	0	22.82	22.77	23.13	22.95	22.90	22.99
10	16QAM	1	25	22.81	22.82	22.85	22.71	22.83	22.88
10	16QAM	1	49	22.83	22.72	22.79	22.87	22.73	22.93
10	16QAM	25	0	21.95	21.98	21.91	22.02	21.95	21.96
10	16QAM	25	12	21.86	21.91	21.94	21.99	21.95	21.96
10	16QAM	25	25	21.63	21.84	21.82	22.01	21.70	22.06
10	16QAM	50	0	21.78	21.75	21.98	22.06	22.05	22.05
10	64QAM	1	0	21.59	21.45	21.55	21.79	21.94	21.58
10	64QAM	1	25	21.43	21.26	21.56	21.62	21.56	21.52
10	64QAM	1	49	21.41	21.43	21.42	21.54	21.39	21.58
10	64QAM	25	0	20.97	20.84	21.02	20.90	20.87	21.04
10	64QAM	25	12	20.87	20.92	20.97	21.02	21.05	20.94
10	64QAM	25	25	20.72	20.63	20.69	20.96	20.80	20.86
10	64QAM	50	0	20.70	20.69	20.97	21.15	20.93	20.99
Channel				39715	39675	40148	40620	41093	41565
Frequency (MHz)				2502.5	2498.5	2545.8	2593	2640.30	2687.5
5	QPSK	1	0	23.49	23.74	23.61	23.78	23.72	23.95
5	QPSK	1	12	23.58	23.56	23.78	23.84	23.71	23.67
5	QPSK	1	24	23.47	23.47	23.72	23.86	23.52	23.66
5	QPSK	12	0	22.65	22.62	22.69	22.94	22.77	22.67
5	QPSK	12	7	22.60	22.67	22.77	22.81	22.88	22.90
5	QPSK	12	13	22.63	22.65	22.75	22.69	22.67	22.71
5	QPSK	25	0	22.68	22.53	22.81	22.76	22.85	22.76
5	16QAM	1	0	22.71	22.57	23.09	22.84	22.81	22.86
5	16QAM	1	12	22.71	22.67	22.65	22.52	22.82	22.83
5	16QAM	1	24	22.67	22.57	22.60	22.87	22.69	22.82
5	16QAM	12	0	21.85	21.97	21.71	21.92	21.85	21.94
5	16QAM	12	7	21.69	21.81	21.79	21.83	21.78	21.78
5	16QAM	12	13	21.62	21.66	21.82	21.83	21.51	21.92
5	16QAM	25	0	21.77	21.65	21.85	21.97	21.96	21.87
5	64QAM	1	0	21.46	21.31	21.50	21.76	21.83	21.58
5	64QAM	1	12	21.25	21.08	21.45	21.58	21.51	21.39
5	64QAM	1	24	21.30	21.33	21.42	21.53	21.37	21.56
5	64QAM	12	0	20.96	20.74	20.83	20.77	20.84	20.96
5	64QAM	12	7	20.77	20.79	20.77	20.96	21.05	20.88
5	64QAM	12	13	20.70	20.45	20.62	20.95	20.70	20.69
5	64QAM	25	0	20.60	20.62	20.95	21.02	20.89	20.93



<LTE Band 41 HPUE>

Power Selection				Head / Near body / Hotspot / Near body					
Transmit Antenna				Ant 2					
Max. Power				26.5					
BW [MHz]	Modulation	RB Size	RB Offset	for IC Power Low Ch. / Freq.	Power Low Ch. / Freq.	Power Low Middle Ch. / Freq.	Power Middle Ch. / Freq.	Power High Middle Ch. / Freq.	Power High Ch. / Freq.
Channel				39790	39750	40185	40620	41055	41490
Frequency (MHz)				2510	2506	2549.5	2593	2636.5	2680
20	QPSK	1	0	25.32	25.45	25.38	25.44	25.48	25.49
20	QPSK	1	49	25.02	25.19	25.14	25.20	25.23	25.27
20	QPSK	1	99	25.06	25.17	25.09	25.19	25.22	25.22
20	QPSK	50	0	24.32	24.36	24.28	24.39	24.42	24.49
20	QPSK	50	24	23.94	24.12	24.12	24.13	24.23	24.27
20	QPSK	50	50	24.01	24.12	23.99	24.17	24.17	24.19
20	QPSK	100	0	24.18	24.25	24.22	24.28	24.29	24.44
20	16QAM	1	0	24.54	24.57	24.48	24.67	24.63	24.77
20	16QAM	1	49	24.16	24.37	24.41	24.42	24.47	24.50
20	16QAM	1	99	24.21	24.38	24.27	24.38	24.43	24.43
20	16QAM	50	0	23.46	23.58	23.47	23.64	23.58	23.58
20	16QAM	50	24	23.14	23.33	23.41	23.41	23.39	23.28
20	16QAM	50	50	23.15	23.33	23.24	23.29	23.43	23.20
20	16QAM	100	0	23.38	23.57	23.41	23.61	23.52	23.51
20	64QAM	1	0	23.45	23.60	23.45	23.61	23.57	23.62
20	64QAM	1	49	23.10	23.28	23.39	23.35	23.41	23.31
20	64QAM	1	99	23.10	23.29	23.20	23.27	23.41	23.20
20	64QAM	50	0	22.34	22.45	22.38	22.56	22.49	23.57
20	64QAM	50	24	22.01	22.20	22.29	22.24	22.34	22.26
20	64QAM	50	50	21.96	22.15	22.15	22.14	22.32	22.14
20	64QAM	100	0	22.30	22.33	22.33	22.49	22.46	22.54
Channel				39765	39725	40173	40620	41068	41515
Frequency (MHz)				2507.5	2503.5	2548.3	2593	2637.8	2682.5
15	QPSK	1	0	25.27	25.37	25.33	25.34	25.41	25.44
15	QPSK	1	37	24.97	25.10	25.06	25.13	25.21	25.17
15	QPSK	1	74	24.99	25.10	25.00	25.13	25.19	25.22
15	QPSK	36	0	24.24	24.27	24.21	24.30	24.32	24.40
15	QPSK	36	20	23.86	24.04	24.08	24.04	24.23	24.27
15	QPSK	36	39	23.96	24.10	23.95	24.12	24.12	24.12
15	QPSK	75	0	24.16	24.18	24.20	24.20	24.23	24.44
15	16QAM	1	0	24.51	24.56	24.48	24.65	24.57	24.68
15	16QAM	1	37	24.06	24.29	24.31	24.32	24.40	24.47
15	16QAM	1	74	24.18	24.28	24.27	24.32	24.41	24.36
15	16QAM	36	0	23.37	23.48	23.37	23.55	23.58	23.54
15	16QAM	36	20	23.13	23.26	23.38	23.33	23.36	23.19
15	16QAM	36	39	23.13	23.25	23.15	23.26	23.39	23.11
15	16QAM	75	0	23.31	23.50	23.32	23.52	23.47	23.44
15	64QAM	1	0	23.43	23.53	23.44	23.57	23.47	23.55
15	64QAM	1	37	23.04	23.18	23.34	23.28	23.35	23.27
15	64QAM	1	74	23.08	23.24	23.17	23.24	23.34	23.17
15	64QAM	36	0	22.31	22.40	22.36	22.53	22.48	23.51
15	64QAM	36	20	21.96	22.18	22.24	22.20	22.28	22.16
15	64QAM	36	39	21.91	22.05	22.08	22.12	22.29	22.12
15	64QAM	75	0	22.27	22.27	22.30	22.39	22.43	22.49
Channel				39740	39700	40160	40620	41080	41540
Frequency (MHz)				2505	2501	2547	2593	2639	2685
10	QPSK	1	0	25.27	25.42	25.38	25.40	25.40	25.44



10	QPSK	1	25	24.93	25.15	25.05	25.18	25.17	25.21
10	QPSK	1	49	25.06	25.09	25.05	25.14	25.17	25.20
10	QPSK	25	0	24.32	24.34	24.21	24.38	24.39	24.41
10	QPSK	25	12	23.88	24.05	24.03	24.08	24.18	24.22
10	QPSK	25	25	23.92	24.05	23.99	24.08	24.15	24.09
10	QPSK	50	0	24.12	24.22	24.19	24.18	24.23	24.43
10	16QAM	1	0	24.47	24.54	24.41	24.63	24.53	24.73
10	16QAM	1	25	24.08	24.29	24.35	24.32	24.40	24.45
10	16QAM	1	49	24.11	24.38	24.27	24.35	24.40	24.40
10	16QAM	25	0	23.42	23.53	23.45	23.55	23.54	23.49
10	16QAM	25	12	23.09	23.32	23.41	23.31	23.33	23.23
10	16QAM	25	25	23.06	23.26	23.14	23.24	23.34	23.10
10	16QAM	50	0	23.37	23.56	23.35	23.55	23.48	23.41
10	64QAM	1	0	23.39	23.59	23.42	23.60	23.51	23.60
10	64QAM	1	25	23.05	23.18	23.36	23.27	23.40	23.29
10	64QAM	1	49	23.09	23.25	23.15	23.23	23.41	23.18
10	64QAM	25	0	22.28	22.40	22.34	22.54	22.40	23.53
10	64QAM	25	12	22.01	22.20	22.19	22.14	22.31	22.24
10	64QAM	25	25	21.94	22.14	22.09	22.11	22.29	22.13
10	64QAM	50	0	22.23	22.28	22.26	22.49	22.43	22.44
Channel				39715	39675	40148	40620	41093	41565
Frequency (MHz)				2502.5	2498.5	2545.8	2593	2640.30	2687.5
5	QPSK	1	0	25.28	25.39	25.34	25.34	25.38	25.48
5	QPSK	1	12	24.99	25.18	25.12	25.20	25.21	25.18
5	QPSK	1	24	25.02	25.15	25.08	25.16	25.20	25.12
5	QPSK	12	0	24.24	24.29	24.18	24.38	24.38	24.48
5	QPSK	12	7	23.86	24.12	24.12	24.04	24.22	24.22
5	QPSK	12	13	23.99	24.12	23.99	24.14	24.08	24.18
5	QPSK	25	0	24.10	24.25	24.13	24.19	24.24	24.44
5	16QAM	1	0	24.48	24.55	24.46	24.58	24.63	24.72
5	16QAM	1	12	24.07	24.29	24.34	24.36	24.41	24.42
5	16QAM	1	24	24.18	24.33	24.25	24.29	24.43	24.43
5	16QAM	12	0	23.36	23.50	23.40	23.57	23.54	23.57
5	16QAM	12	7	23.05	23.27	23.36	23.34	23.31	23.20
5	16QAM	12	13	23.11	23.23	23.14	23.19	23.40	23.13
5	16QAM	25	0	23.36	23.56	23.41	23.57	23.46	23.43
5	64QAM	1	0	23.44	23.52	23.43	23.58	23.48	23.54
5	64QAM	1	12	23.09	23.25	23.30	23.30	23.40	23.22
5	64QAM	1	24	23.07	23.26	23.12	23.23	23.35	23.18
5	64QAM	12	0	22.30	22.43	22.33	22.47	22.43	23.52
5	64QAM	12	7	21.96	22.16	22.24	22.17	22.28	22.22
5	64QAM	12	13	21.92	22.11	22.12	22.09	22.24	22.06
5	64QAM	25	0	22.30	22.23	22.24	22.45	22.37	22.52





## 12. WLAN ON Conducted RF Output Power (Unit: dBm)

### <GSM Conducted Power>

- For DTM multi-slot class mode, the device was linked with base station simulator (Agilent E5515C) and transmit maximum power on maximum number of TX slots, i.e. one CS timeslot, and additional PS timeslots (1 for DTM class 5 and 9, 2 for DTM class 11) in one TDMA frame.
- Agilent E5515C was used to setup the device operated under DTM mode for power measurement and SAR testing. For conducted power, the power of the burst for voice and the power of the bursts for data was reported separately in the table below, and the frame-average power is derived below to determine SAR testing.

$$DTM \text{ frame average power (dBm)} = 10 * \log [\sum(\text{power of each slot, in mW})/8]$$

- Per KDB 447498 D01v06, the maximum output power channel is used for SAR testing and for further SAR test reduction.
- Per KDB 941225 D01v03r01, for SAR test reduction for GSM / GPRS / EDGE / DTM modes is determined by the source-based time-averaged output power including tune-up tolerance. The mode with highest specified time-averaged output power should be tested for SAR compliance in the applicable exposure conditions. For modes with the same specified maximum output power and tolerance, the higher number time-slot configuration should be tested. Therefore, the GPRS (4Tx slots) for GSM850/GSM1900 is considered as the primary mode.
- Other configurations of GSM / GPRS / EDGE / DTM are considered as secondary modes. The 3G SAR test reduction procedure is applied, when the maximum output power and tune-up tolerance specified for production units in a secondary mode is  $\leq \frac{1}{4}$  dB higher than the primary mode, SAR measurement is not required for the secondary mode

Power Selection	Transmit Antenna	GSM850		Burst Average Power (dBm)			Tune-up Limit (dBm)	Frame-Average Power (dBm)			Tune-up Limit (dBm)
		TX Channel	128	189	251	128		189	251		
		Frequency (MHz)	824.2	836.4	848.8						
Head	Ant 0	GSM 1 Tx slot	33.17	33.07	33.02	34.00	24.17	24.07	24.02	25.00	
		GPRS 1 Tx slot	33.18	33.08	33.04	34.00	24.18	24.08	24.04	25.00	
		GPRS 2 Tx slots	30.82	30.68	30.65	32.00	24.82	24.68	24.65	26.00	
		GPRS 3 Tx slots	28.93	28.79	28.77	30.00	24.67	24.53	24.51	25.74	
		GPRS 4 Tx slots	27.68	27.49	27.49	29.00	24.68	24.49	24.49	26.00	
		EDGE 1 Tx slot	26.92	26.78	26.61	28.00	17.92	17.78	17.61	19.00	
		EDGE 2 Tx slots	25.77	25.76	25.71	27.00	19.77	19.76	19.71	21.00	
		EDGE 3 Tx slots	23.70	23.57	23.43	25.00	19.44	19.31	19.17	20.74	
		EDGE 4 Tx slots	21.88	21.83	21.70	23.00	18.88	18.83	18.70	20.00	
		DTM Multi-slot class 5	GSM 1 Tx slot	30.73	30.61	30.62	32.00	24.70	24.62	24.57	25.98
			GPRS 1 Tx slot	30.72	30.67	30.57	32.00				
		DTM Multi-slot class 9	GSM 1 Tx slot	30.77	30.64	30.56	32.00	24.74	24.59	24.58	25.98
			GPRS 1 Tx slot	30.76	30.58	30.65	32.00				
		DTM Multi-slot class 11	GSM 1 Tx slot	28.84	28.71	28.72	30.00	24.63	24.44	24.44	25.74
			GPRS 2 Tx slots	28.91	28.69	28.69	30.00				
		DTM Multi-slot class 5	GSM 1 Tx slot	30.73	30.64	30.63	32.00	22.89	22.82	22.80	24.16
			EDGE 1 Tx slot	25.70	25.71	25.68	27.00				
		DTM Multi-slot class 9	GSM 1 Tx slot	30.75	30.61	30.62	32.00	22.90	22.80	22.78	24.16
			EDGE 1 Tx slot	25.70	25.72	25.61	27.00				
		DTM Multi-slot class 11	GSM 1 Tx slot	28.83	28.78	28.71	30.00	21.86	21.77	21.69	23.10
EDGE 2 Tx slots	23.66		23.49	23.40	25.00						



Power Selection	Transmit Antenna	GSM850		Burst Average Power (dBm)			Tune-up Limit (dBm)	Frame-Average Power (dBm)			Tune-up Limit (dBm)	
		TX Channel	128	189	251	128		189	251			
		Frequency (MHz)	824.2	836.4	848.8	824.2		836.4	848.8			
Near body / Hotspot / Product specific	Ant 0	GSM 1 Tx slot		28.50	28.49	28.50	30.00	19.50	19.49	19.50	21.00	
		GPRS 1 Tx slot		28.52	28.51	28.51	30.00	19.52	19.51	19.51	21.00	
		GPRS 2 Tx slots		27.28	27.20	27.15	28.00	21.28	21.20	21.15	22.00	
		GPRS 3 Tx slots		25.42	25.25	25.25	26.00	21.16	20.99	20.99	21.74	
		GPRS 4 Tx slots		23.29	23.31	23.28	25.00	20.29	20.31	20.28	22.00	
		EDGE 1 Tx slot		22.74	22.65	22.63	24.00	13.74	13.65	13.63	15.00	
		EDGE 2 Tx slots		21.49	21.37	21.41	23.00	15.49	15.37	15.41	17.00	
		EDGE 3 Tx slots		19.47	19.12	19.32	21.00	15.21	14.86	15.06	16.74	
		EDGE 4 Tx slots		18.26	18.06	18.07	19.80	15.26	15.06	15.07	16.80	
		DTM Multi-slot class 5	GSM 1 Tx slot		27.20	27.15	27.09	28.00	21.17	21.14	21.10	21.98
			GPRS 1 Tx slot		27.19	27.17	27.15	28.00				
		DTM Multi-slot class 9	GSM 1 Tx slot		27.28	27.10	27.12	28.00	21.23	21.10	21.06	21.98
			GPRS 1 Tx slot		27.22	27.14	27.05	28.00				
		DTM Multi-slot class 11	GSM 1 Tx slot		25.37	25.25	25.20	26.00	21.12	20.96	20.92	21.74
			GPRS 2 Tx slots		25.39	25.21	25.17	26.00				
		DTM Multi-slot class 5	GSM 1 Tx slot		27.28	27.15	27.08	28.00	19.25	19.13	19.07	20.16
			EDGE 1 Tx slot		21.44	21.35	21.31	23.00				
		DTM Multi-slot class 9	GSM 1 Tx slot		27.26	27.16	27.05	28.00	19.24	19.14	19.06	20.16
			EDGE 1 Tx slot		21.46	21.33	21.40	23.00				
		DTM Multi-slot class 11	GSM 1 Tx slot		25.42	25.23	25.24	26.00	18.14	17.90	17.99	19.10
EDGE 2 Tx slots			19.38	19.03	19.28	21.00						



Power Selection	Transmit Antenna	GSM1900		Burst Average Power (dBm)			Tune-up Limit (dBm)	Frame-Average Power (dBm)			Tune-up Limit (dBm)
		TX Channel		512	661	810		512	661	810	
		Frequency (MHz)		1850.2	1880	1909.8		1850.2	1880	1909.8	
Head	Ant 0	GSM 1 Tx slot		29.97	29.88	29.83	31.00	20.97	20.88	20.83	22.00
		GPRS 1 Tx slot		29.99	29.89	29.85	31.00	20.99	20.89	20.85	22.00
		GPRS 2 Tx slots		28.19	28.31	28.25	29.50	22.19	22.31	22.25	23.50
		GPRS 3 Tx slots		26.09	26.07	26.07	27.50	21.83	21.81	21.81	23.24
		GPRS 4 Tx slots		25.02	24.90	24.86	26.50	22.02	21.90	21.86	23.50
		EDGE 1 Tx slot		25.82	25.76	25.84	27.00	16.82	16.76	16.84	18.00
		EDGE 2 Tx slots		24.80	24.54	24.62	26.00	18.80	18.54	18.62	20.00
		EDGE 3 Tx slots		23.73	23.42	23.49	25.00	19.47	19.16	19.23	20.74
		EDGE 4 Tx slots		22.70	22.56	22.47	24.00	19.70	19.56	19.47	21.00
		DTM Multi-slot class 5	GSM 1 Tx slot	28.17	28.29	28.18	29.50	22.13	22.25	22.16	23.48
			GPRS 1 Tx slot	28.13	28.25	28.19	29.50				
		DTM Multi-slot class 9	GSM 1 Tx slot	28.11	28.24	28.19	29.50	22.08	22.23	22.19	23.48
			GPRS 1 Tx slot	28.10	28.26	28.24	29.50				
		DTM Multi-slot class 11	GSM 1 Tx slot	26.03	25.98	25.98	27.50	21.81	21.78	21.73	23.24
			GPRS 2 Tx slots	26.09	26.07	25.99	27.50				
		DTM Multi-slot class 5	GSM 1 Tx slot	28.16	28.28	28.18	29.50	20.75	20.77	20.73	22.07
			EDGE 1 Tx slot	24.73	24.50	24.62	26.00				
		DTM Multi-slot class 9	GSM 1 Tx slot	28.19	28.24	28.18	29.50	20.78	20.73	20.71	22.07
			EDGE 1 Tx slot	24.75	24.48	24.55	26.00				
		DTM Multi-slot class 11	GSM 1 Tx slot	26.07	26.07	26.04	27.50	20.39	20.21	20.26	21.74
EDGE 2 Tx slots	23.72		23.37	23.49	25.00						

Power Selection	Transmit Antenna	GSM1900		Burst Average Power (dBm)			Tune-up Limit (dBm)	Frame-Average Power (dBm)			Tune-up Limit (dBm)
		TX Channel		512	661	810		512	661	810	
		Frequency (MHz)		1850.2	1880	1909.8		1850.2	1880	1909.8	
Near body / Hotspot / Product specific	Ant 0	GSM 1 Tx slot		26.55	26.57	26.52	28.00	17.55	17.57	17.52	19.00
		GPRS 1 Tx slot		26.57	26.59	26.53	28.00	17.57	17.59	17.53	19.00
		GPRS 2 Tx slots		25.09	24.93	24.90	26.50	19.09	18.93	18.90	20.50
		GPRS 3 Tx slots		22.75	22.78	22.85	24.50	18.49	18.52	18.59	20.24
		GPRS 4 Tx slots		21.76	21.61	21.75	23.50	18.76	18.61	18.75	20.50
		EDGE 1 Tx slot		23.04	22.83	22.97	24.00	14.04	13.83	13.97	15.00
		EDGE 2 Tx slots		21.81	21.72	21.72	23.00	15.81	15.72	15.72	17.00
		EDGE 3 Tx slots		20.72	20.36	20.27	22.00	16.46	16.10	16.01	17.74
		EDGE 4 Tx slots		19.70	19.35	19.48	21.30	16.70	16.35	16.48	18.30
		DTM Multi-slot class 5	GSM 1 Tx slot	25.06	24.93	24.89	26.50	19.05	18.89	18.85	20.48
			GPRS 1 Tx slot	25.08	24.89	24.85	26.50				
		DTM Multi-slot class 9	GSM 1 Tx slot	25.06	24.83	24.86	26.50	19.01	18.85	18.85	20.48
			GPRS 1 Tx slot	25.01	24.91	24.88	26.50				
		DTM Multi-slot class 11	GSM 1 Tx slot	22.70	22.73	22.78	24.50	18.45	18.48	18.57	20.24
			GPRS 2 Tx slots	22.72	22.75	22.85	24.50				
		DTM Multi-slot class 5	GSM 1 Tx slot	24.99	24.90	24.86	26.50	17.65	17.55	17.52	19.07
			EDGE 1 Tx slot	21.77	21.63	21.65	23.00				
		DTM Multi-slot class 9	GSM 1 Tx slot	25.03	24.89	24.88	26.50	17.68	17.56	17.54	19.07
			EDGE 1 Tx slot	21.78	21.71	21.67	23.00				
		DTM Multi-slot class 11	GSM 1 Tx slot	22.69	22.78	22.76	24.50	17.20	17.06	16.97	18.74
EDGE 2 Tx slots	20.69		20.36	20.19	22.00						

**<WCDMA Conducted Power>**

1. The following tests were conducted according to the test requirements outlines in 3GPP TS 34.121 specification.
2. The procedures in KDB 941225 D01v03r01 are applied for 3GPP Rel. 6 HSPA to configure the device in the required sub-test mode(s) to determine SAR test exclusion.
3. For DC-HSDPA, the device was configured according to the H-Set 12, Fixed Reference Channel (FRC) configuration in Table C.8.1.12 of 3GPP TS 34.121-1, with the primary and the secondary serving HS-DSCH Cell enabled during the power measurement.

A summary of these settings are illustrated below:

**HSDPA Setup Configuration:**

- e. The EUT was connected to Base Station Agilent E5515C referred to the Setup Configuration.
- f. The RF path losses were compensated into the measurements.
- g. A call was established between EUT and Base Station with following setting:
  - xii. Set Gain Factors ( $\beta_c$  and  $\beta_d$ ) and parameters were set according to each
  - xiii. Specific sub-test in the following table, C10.1.4, quoted from the TS 34.121
  - xiv. Set RMC 12.2Kbps + HSDPA mode.
  - xv. Set Cell Power = -86 dBm
  - xvi. Set HS-DSCH Configuration Type to FRC (H-set 1, QPSK)
  - xvii. Select HSDPA Uplink Parameters
  - xviii. Set Delta ACK, Delta NACK and Delta CQI = 8
  - xix. Set Ack-Nack Repetition Factor to 3
  - xx. Set CQI Feedback Cycle (k) to 4 ms
  - xxi. Set CQI Repetition Factor to 2
  - xxii. Power Ctrl Mode = All Up bits
- h. The transmitted maximum output power was recorded.

**Table C.10.1.4:  $\beta$  values for transmitter characteristics tests with HS-DPCCH**

Sub-test	$\beta_c$	$\beta_d$	$\beta_d$ (SF)	$\beta_c/\beta_d$	$\beta_{HS}$ (Note 1, Note 2)	CM (dB) (Note 3)	MPR (dB) (Note 3)
1	2/15	15/15	64	2/15	4/15	0.0	0.0
2	12/15 (Note 4)	15/15 (Note 4)	64	12/15 (Note 4)	24/15	1.0	0.0
3	15/15	8/15	64	15/8	30/15	1.5	0.5
4	15/15	4/15	64	15/4	30/15	1.5	0.5

Note 1:  $\Delta_{ACK}, \Delta_{NACK}$  and  $\Delta_{CQI} = 30/15$  with  $\beta_{HS} = 30/15 * \beta_c$ .

Note 2: For the HS-DPCCH power mask requirement test in clause 5.2C, 5.7A, and the Error Vector Magnitude (EVM) with HS-DPCCH test in clause 5.13.1A, and HSDPA EVM with phase discontinuity in clause 5.13.1AA,  $\Delta_{ACK}$  and  $\Delta_{NACK} = 30/15$  with  $\beta_{HS} = 30/15 * \beta_c$ , and  $\Delta_{CQI} = 24/15$  with  $\beta_{HS} = 24/15 * \beta_c$ .

Note 3: CM = 1 for  $\beta_c/\beta_d = 12/15, \beta_{HS}/\beta_c = 24/15$ . For all other combinations of DPCCH, DPDCCH and HS-DPCCH the MPR is based on the relative CM difference. This is applicable for only UEs that support HSDPA in release 6 and later releases.

Note 4: For subtest 2 the  $\beta_c/\beta_d$  ratio of 12/15 for the TFC during the measurement period (TF1, TF0) is achieved by setting the signalled gain factors for the reference TFC (TF1, TF1) to  $\beta_c = 11/15$  and  $\beta_d = 15/15$ .

**Setup Configuration**

**HSUPA Setup Configuration:**

- e. The EUT was connected to Base Station Agilent E5515C referred to the Setup Configuration.
- f. The RF path losses were compensated into the measurements.
- g. A call was established between EUT and Base Station with following setting \* :
  - ix. Call Configs = 5.2B, 5.9B, 5.10B, and 5.13.2B with QPSK
  - x. Set the Gain Factors ( $\beta_c$  and  $\beta_d$ ) and parameters (AG Index) were set according to each specific sub-test in the following table, C11.1.3, quoted from the TS 34.121
  - xi. Set Cell Power = -86 dBm
  - xii. Set Channel Type = 12.2k + HSPA
  - xiii. Set UE Target Power
  - xiv. Power Ctrl Mode= Alternating bits
  - xv. Set and observe the E-TFCl
  - xvi. Confirm that E-TFCl is equal to the target E-TFCl of 75 for sub-test 1, and other subtest's E-TFCl
- h. The transmitted maximum output power was recorded.

**Table C.11.1.3:  $\beta$  values for transmitter characteristics tests with HS-DPCCH and E-DCH**

Sub-test	$\beta_c$	$\beta_d$	$\beta_d$ (SF)	$\beta_c/\beta_d$	$\beta_{HS}$ (Note1)	$\beta_{ec}$	$\beta_{ed}$ (Note 4) (Note 5)	$\beta_{ed}$ (SF)	$\beta_{ed}$ (Codes)	CM (dB) (Note 2)	MPR (dB) (Note 2) (Note 6)	AG Index (Note 5)	E-TFCl
1	11/15 (Note 3)	15/15 (Note 3)	64	11/15 (Note 3)	22/15	209/25	1309/225	4	1	1.0	0.0	20	75
2	6/15	15/15	64	6/15	12/15	12/15	94/75	4	1	3.0	2.0	12	67
3	15/15	9/15	64	15/9	30/15	30/15	$\beta_{ed1}: 47/15$ $\beta_{ed2}: 47/15$	4 4	2	2.0	1.0	15	92
4	2/15	15/15	64	2/15	4/15	2/15	56/75	4	1	3.0	2.0	17	71
5	15/15	0	-	-	5/15	5/15	47/15	4	1	1.0	0.0	12	67

Note 1: For sub-test 1 to 4,  $\Delta_{ACK}$ ,  $\Delta_{NACK}$  and  $\Delta_{CQI} = 30/15$  with  $\beta_{hs} = 30/15 * \beta_c$ . For sub-test 5,  $\Delta_{ACK}$ ,  $\Delta_{NACK}$  and  $\Delta_{CQI} = 5/15$  with  $\beta_{hs} = 5/15 * \beta_c$ .

Note 2: CM = 1 for  $\beta_c/\beta_d = 12/15$ ,  $\beta_{hs}/\beta_c = 24/15$ . For all other combinations of DPDCH, DPCCH, HS-DPCCH, E-DPDCH and E-DPCCH the MPR is based on the relative CM difference.

Note 3: For subtest 1 the  $\beta_c/\beta_d$  ratio of 11/15 for the TFC during the measurement period (TF1, TF0) is achieved by setting the signalled gain factors for the reference TFC (TF1, TF1) to  $\beta_c = 10/15$  and  $\beta_d = 15/15$ .

Note 4: In case of testing by UE using E-DPDCH Physical Layer category 1, Sub-test 3 is omitted according to TS25.306 Table 5.1g.

Note 5:  $\beta_{ed}$  can not be set directly; it is set by Absolute Grant Value.

Note 6: For subtests 2, 3 and 4, UE may perform E-DPDCH power scaling at max power which could results in slightly smaller MPR values.

**Setup Configuration**

**DC-HSDPA 3GPP release 8 Setup Configuration:**

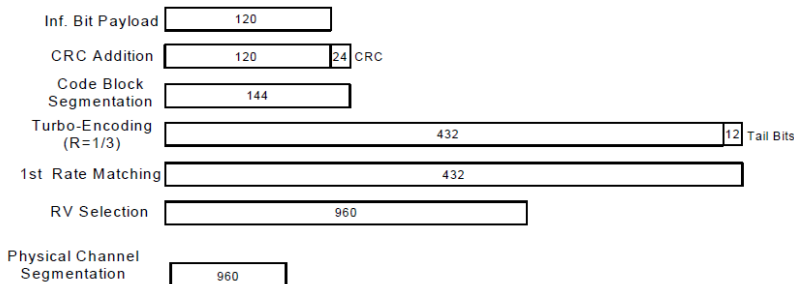
- e. The EUT was connected to Base Station Agilent E5515C referred to the Setup Configuration below
- f. The RF path losses were compensated into the measurements.
- g. A call was established between EUT and Base Station with following setting:
  - xi. Set RMC 12.2Kbps + HSDPA mode.
  - xii. Set Cell Power = -25 dBm
  - xiii. Set HS-DSCH Configuration Type to FRC (H-set 12, QPSK)
  - xiv. Select HSDPA Uplink Parameters
  - xv. Set Gain Factors ( $\beta_c$  and  $\beta_d$ ) and parameters were set according to each Specific sub-test in the following table, C10.1.4, quoted from the TS 34.121
    - a). Subtest 1:  $\beta_c/\beta_d=2/15$
    - b). Subtest 2:  $\beta_c/\beta_d=12/15$
    - c). Subtest 3:  $\beta_c/\beta_d=15/8$
    - d). Subtest 4:  $\beta_c/\beta_d=15/4$
  - xvi. Set Delta ACK, Delta NACK and Delta CQI = 8
  - xvii. Set Ack-Nack Repetition Factor to 3
  - xviii. Set CQI Feedback Cycle (k) to 4 ms
  - xix. Set CQI Repetition Factor to 2
  - xx. Power Ctrl Mode = All Up bits
- h. The transmitted maximum output power was recorded.

The following tests were conducted according to the test requirements outlines in 3GPP TS 34.121 specification. A summary of these settings are illustrated below:

**C.8.1.12 Fixed Reference Channel Definition H-Set 12**

**Table C.8.1.12: Fixed Reference Channel H-Set 12**

Parameter	Unit	Value
Nominal Avg. Inf. Bit Rate	kbps	60
Inter-TTI Distance	TTI's	1
Number of HARQ Processes	Processes	6
Information Bit Payload ( $N_{INF}$ )	Bits	120
Number Code Blocks	Blocks	1
Binary Channel Bits Per TTI	Bits	960
Total Available SML's in UE	SML's	19200
Number of SML's per HARQ Proc.	SML's	3200
Coding Rate		0.15
Number of Physical Channel Codes	Codes	1
Modulation		QPSK
Note 1: The RMC is intended to be used for DC-HSDPA mode and both cells shall transmit with identical parameters as listed in the table. Note 2: Maximum number of transmission is limited to 1, i.e., retransmission is not allowed. The redundancy and constellation version 0 shall be used.		



**Figure C.8.19: Coding rate for Fixed reference Channel H-Set 12 (QPSK)**

**Setup Configuration**



**<WCDMA Conducted Power>**

**General Note:**

1. Per KDB 941225 D01v03r01, for SAR testing is measured using a 12.2 kbps RMC with TPC bits configured to all "1's".
2. Per KDB 941225 D01v03r01, RMC 12.2kbps setting is used to evaluate SAR. The maximum output power and tune-up tolerance specified for production units in HSDPA / HSUPA / DC-HSDPA is ≤ ¼ dB higher than RMC 12.2Kbps or when the highest reported SAR of the RMC12.2Kbps is scaled by the ratio of specified maximum output power and tune-up tolerance of HSDPA / HSUPA / DC-HSDPA to RMC12.2Kbps and the adjusted SAR is ≤ 1.2 W/kg, SAR measurement is not required for HSDPA / HSUPA / DC-HSDPA, and according to the following RF output power, the output power results of the secondary modes (HSUPA, HSDPA, DC-HSDPA) are less than ¼ dB higher than the primary modes; therefore, SAR measurement is not required for HSDPA / HSUPA / DC-HSDPA.

Power Selection	Transmit Antenna	Band		WCDMA II			WCDMA V		
		TX Channel	Rx Channel	9262	9400	9538	4132	4182	4233
			Frequency (MHz)	1852.4	1880	1907.6	826.4	836.4	846.6
Head	Ant 0	Max Power		22.70			24.50		
		3GPP Rel 99	AMR 12.2Kbps	21.50	21.38	21.55	23.70	23.72	23.71
		3GPP Rel 99	RMC 12.2Kbps	21.58	21.46	21.57	23.78	23.74	23.72
		Max Power		21.70			23.50		
		3GPP Rel 6	HSDPA Subtest-1	21.27	21.12	21.24	22.76	22.77	22.72
		3GPP Rel 6	HSDPA Subtest-2	21.23	21.22	21.28	22.83	22.75	22.79
		3GPP Rel 6	HSDPA Subtest-3	20.82	20.73	20.81	22.32	22.28	22.25
		3GPP Rel 6	HSDPA Subtest-4	20.76	20.73	20.83	22.32	22.35	22.26
		Max Power		21.70			23.50		
		3GPP Rel 8	DC-HSDPA Subtest-1	21.19	21.09	21.17	22.68	22.67	22.62
		3GPP Rel 8	DC-HSDPA Subtest-2	21.19	21.20	21.27	22.82	22.65	22.78
		3GPP Rel 8	DC-HSDPA Subtest-3	20.73	20.72	20.78	22.32	22.28	22.21
		3GPP Rel 8	DC-HSDPA Subtest-4	20.66	20.68	20.74	22.22	22.29	22.23
		Max Power		21.70			23.50		
		3GPP Rel 6	HSUPA Subtest-1	21.25	21.21	21.30	22.78	22.74	21.68
		3GPP Rel 6	HSUPA Subtest-2	19.29	19.21	19.29	20.79	20.79	20.69
		3GPP Rel 6	HSUPA Subtest-3	20.29	20.18	20.25	21.76	21.79	21.73
		3GPP Rel 6	HSUPA Subtest-4	19.28	19.22	19.34	20.78	20.75	20.65
		3GPP Rel 6	HSUPA Subtest-5	21.30	21.20	21.30	22.80	22.70	22.60



Power Selection	Transmit Antenna	Band		WCDMA II			WCDMA V		
		TX Channel		9262	9400	9538	4132	4182	4233
		Rx Channel		9662	9800	9938	4357	4407	4458
		Frequency (MHz)		1852.4	1880	1907.6	826.4	836.4	846.6
Near Body / Hotspot / Product specific	Ant 0	Max Power		19.70			22.50		
		3GPP Rel 99	AMR 12.2Kbps	19.20	19.23	19.32	22.07	22.10	22.08
		3GPP Rel 99	RMC 12.2Kbps	19.34	19.30	19.33	22.08	22.11	22.10
		Max Power		18.70			21.50		
		3GPP Rel 6	HSDPA Subtest-1	18.26	18.20	18.27	21.12	21.13	21.10
		3GPP Rel 6	HSDPA Subtest-2	18.28	18.18	18.27	21.15	21.14	21.14
		3GPP Rel 6	HSDPA Subtest-3	17.78	17.67	17.82	20.65	20.66	20.59
		3GPP Rel 6	HSDPA Subtest-4	17.76	17.69	17.86	20.69	20.64	20.64
		Max Power		18.70			21.50		
		3GPP Rel 8	DC-HSDPA Subtest-1	18.19	18.12	18.12	21.03	21.07	21.06
		3GPP Rel 8	DC-HSDPA Subtest-2	18.21	18.03	18.12	21.07	21.05	21.07
		3GPP Rel 8	DC-HSDPA Subtest-3	17.68	17.53	17.67	20.65	20.65	20.56
		3GPP Rel 8	DC-HSDPA Subtest-4	17.66	17.59	17.71	20.69	20.54	20.60
		Max Power		18.70			21.50		
		3GPP Rel 6	HSUPA Subtest-1	18.28	18.20	18.26	21.12	21.13	21.05
		3GPP Rel 6	HSUPA Subtest-2	16.24	16.19	16.30	19.10	19.18	19.08
		3GPP Rel 6	HSUPA Subtest-3	17.32	17.19	17.27	20.10	20.07	20.09
		3GPP Rel 6	HSUPA Subtest-4	16.30	16.19	16.28	19.14	19.09	19.08
		3GPP Rel 6	HSUPA Subtest-5	18.25	18.20	18.20	21.10	21.10	21.10

Power Selection	Transmit Antenna	Band		WCDMA IV		
		TX Channel		1312	1413	1513
		Rx Channel		1537	1638	1738
		Frequency (MHz)		1712.4	1732.6	1752.6
Head	Ant 0	Max Power		24.0		
		3GPP Rel 99	AMR 12.2Kbps	23.21	23.28	23.31
		3GPP Rel 99	RMC 12.2Kbps	23.30	23.36	23.39
		Max Power		23.0		
		3GPP Rel 6	HSDPA Subtest-1	22.15	22.23	22.32
		3GPP Rel 6	HSDPA Subtest-2	22.14	22.26	22.33
		3GPP Rel 6	HSDPA Subtest-3	21.66	21.72	21.83
		3GPP Rel 6	HSDPA Subtest-4	21.67	21.75	21.44
		Max Power		23.0		
		3GPP Rel 8	DC-HSDPA Subtest-1	22.06	22.19	22.29
		3GPP Rel 8	DC-HSDPA Subtest-2	22.11	22.26	22.23
		3GPP Rel 8	DC-HSDPA Subtest-3	21.65	21.65	21.75
		3GPP Rel 8	DC-HSDPA Subtest-4	21.67	21.65	21.34
		Max Power		23.0		
		3GPP Rel 6	HSUPA Subtest-1	22.12	22.19	22.34
		3GPP Rel 6	HSUPA Subtest-2	20.23	20.23	20.27
		3GPP Rel 6	HSUPA Subtest-3	21.16	21.20	21.30
		3GPP Rel 6	HSUPA Subtest-4	20.15	20.26	20.30
		3GPP Rel 6	HSUPA Subtest-5	22.20	22.20	22.40





Power Selection	Transmit Antenna	Band		WCDMA IV		
		TX Channel		1312	1413	1513
		Rx Channel		1537	1638	1738
		Frequency (MHz)		1712.4	1732.6	1752.6
Near Body / Hotspot / Product specific	Ant 0	Max Power		20.0		
		3GPP Rel 99	AMR 12.2Kbps	18.49	18.50	18.59
		3GPP Rel 99	RMC 12.2Kbps	19.55	19.57	19.61
		Max Power		19.0		
		3GPP Rel 6	HSDPA Subtest-1	18.52	18.55	18.60
		3GPP Rel 6	HSDPA Subtest-2	18.51	18.56	18.60
		3GPP Rel 6	HSDPA Subtest-3	18.00	18.04	18.13
		3GPP Rel 6	HSDPA Subtest-4	18.01	18.07	18.14
		Max Power		19.0		
		3GPP Rel 8	DC-HSDPA Subtest-1	18.38	18.40	18.48
		3GPP Rel 8	DC-HSDPA Subtest-2	18.39	18.51	18.54
		3GPP Rel 8	DC-HSDPA Subtest-3	17.90	17.91	18.03
		3GPP Rel 8	DC-HSDPA Subtest-4	17.91	17.95	18.05
		Max Power		19.0		
		3GPP Rel 6	HSUPA Subtest-1	18.51	18.54	18.59
		3GPP Rel 6	HSUPA Subtest-2	16.51	16.57	16.63
		3GPP Rel 6	HSUPA Subtest-3	17.51	17.57	17.57
		3GPP Rel 6	HSUPA Subtest-4	16.50	16.54	16.55
		3GPP Rel 6	HSUPA Subtest-5	18.50	18.50	18.60



**<CDMA2000 Conducted Power>**

**General Note:**

1. Per KDB 941225 D01v03r01, SAR for head exposure is measured in RC3 with the handset configured to transmit at full rate in SO55.
2. Per KDB 941225 D01v03r01, in Hotspot mode EUT is treated as data device and SAR is tested with Ev-Do Rev 0 (RTAP 153.6kbps) as the primary mode.
3. Per KDB 941225 D01v03r01, for Body-worn accessory SAR is measured in RC3 with the handset configured in TDSO/SO32 to transmit at full rate on FCH only with all other code channels disabled. The body-worn accessory procedures in KDB Publication 447498 are applied. The 3G SAR test reduction procedure is applied to the multiple code channel configuration (FCH+SCH), with FCH only as the primary mode.

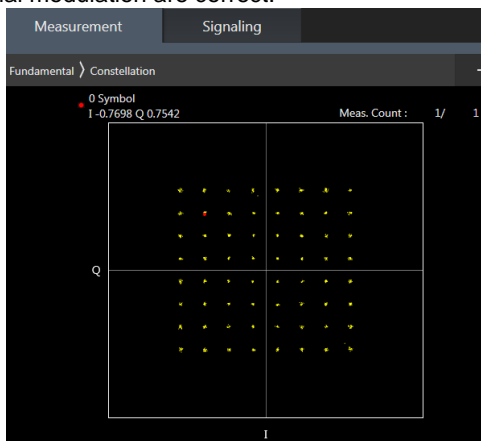
Power Selection	Transmit Antenna	Band	CDMA BC0			CDMA BC1			CDMA BC10		
		TX Channel	1013	384	777	25	600	1175	476	580	684
		Frequency (MHz)	824.7	836.52	848.31	1851.25	1880	1908.75	817.9	820.5	823.1
Head	Ant 0	Max Power	25.5			22.5			25.5		
		RC1 SO55	24.48	24.51	24.42	21.92	21.70	21.83	24.61	24.70	24.58
		RC3 SO55	24.68	24.71	24.61	21.95	21.72	21.85	24.75	24.81	24.73
		RC3 SO32 (F+SCH)	24.63	24.71	24.56	21.89	21.69	21.83	24.61	24.71	24.54
		RC3 SO32 (+SCH)	24.49	24.61	24.56	21.91	21.73	21.79	24.58	24.74	24.68
		RTAP 153.6Kbps	24.49	24.64	24.41	21.92	21.76	21.87	24.66	24.69	24.64
		RETAP 4096Bits	24.54	24.67	24.43	21.89	21.69	21.76	24.62	24.70	24.53

Power Selection	Transmit Antenna	Band	CDMA BC0			CDMA BC1			CDMA BC10		
		TX Channel	1013	384	777	25	600	1175	476	580	684
		Frequency (MHz)	824.7	836.52	848.31	1851.25	1880	1908.75	817.9	820.5	823.1
Near body / Hotspot / Product Specific	Ant 0	Max Power	21.50			19.00			22.50		
		RC1 SO55	20.80	20.79	20.65	18.45	18.20	18.31	21.89	21.80	21.82
		RC3 SO55	20.81	20.79	20.75	18.46	18.18	18.33	21.90	21.84	21.88
		RC3 SO32 (F+SCH)	20.82	20.80	20.65	18.45	18.23	18.32	21.92	21.86	21.92
		RC3 SO32 (+SCH)	20.80	20.76	20.55	18.42	18.20	18.29	21.91	21.84	21.91
		RTAP 153.6Kbps	20.82	20.84	20.77	18.46	18.26	18.34	21.93	21.92	21.89
		RETAP 4096Bits	20.73	20.79	20.75	18.40	18.21	18.32	21.83	21.90	21.85

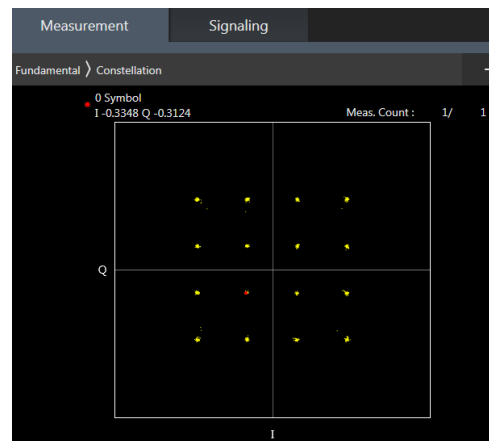
**<LTE Conducted Power>**

**General Note:**

1. Anritsu MT8820C base station simulator was used to setup the connection with EUT; the frequency band, channel bandwidth, RB allocation configuration, modulation type are set in the base station simulator to configure EUT transmitting at maximum power and at different configurations which are requested to be reported to FCC, for conducted power measurement and SAR testing.
2. Per KDB 941225 D05v02r05, when a properly configured base station simulator is used for the SAR and power measurements, spectrum plots for each RB allocation and offset configuration is not required.
3. Per KDB 941225 D05v02r05, start with the largest channel bandwidth and measure SAR for QPSK with 1 RB allocation, using the RB offset and required test channel combination with the highest maximum output power for RB offsets at the upper edge, middle and lower edge of each required test channel.
4. Per KDB 941225 D05v02r05, 50% RB allocation for QPSK SAR testing follows 1RB QPSK allocation procedure.
5. Per KDB 941225 D05v02r05, For QPSK with 100% RB allocation, SAR is not required when the highest maximum output power for 100 % RB allocation is less than the highest maximum output power in 50% and 1 RB allocations and the highest reported SAR for 1 RB and 50% RB allocation are  $\leq 0.8$  W/kg. Otherwise, SAR is measured for the highest output power channel; and if the reported SAR is  $> 1.45$  W/kg, the remaining required test channels must also be tested.
6. Per KDB 941225 D05v02r05, 16QAM output power for each RB allocation configuration is  $>$  not  $\frac{1}{2}$  dB higher than the same configuration in QPSK and the reported SAR for the QPSK configuration is  $\leq 1.45$  W/kg; Per KDB 941225 D05v02r05, 16QAM SAR testing is not required.
7. Per KDB 941225 D05v02r05, Smaller bandwidth output power for each RB allocation configuration is  $>$  not  $\frac{1}{2}$  dB higher than the same configuration in the largest supported bandwidth, and the reported SAR for the largest supported bandwidth is  $\leq 1.45$  W/kg; Per KDB 941225 D05v02r05, smaller bandwidth SAR testing is not required.
8. For LTE B26 the maximum bandwidth does not support three non-overlapping channels, per KDB 941225 D05v02r05, when a device supports overlapping channel assignment in a channel bandwidth configuration, the middle channel of the group of overlapping channels should be selected for testing.
9. LTE band 2/4/5/17 SAR test was covered by Band 12/25/26/66; according to April 2015 TCB workshop, SAR test for overlapping LTE bands can be reduced if
  - c. the maximum output power, including tolerance, for the smaller band is  $\leq$  the larger band to qualify for the SAR test exclusion
  - d. the channel bandwidth and other operating parameters for the smaller band are fully supported by the larger band
10. According to 2017 TCB workshop, for 64 QAM and 16 QAM should be verified by checking the signal constellation with a call box to avoid incorrect maximum power levels due to MPR and other requirements associated with signal modulation, and the following figure is taken from the "Fundamental Measurement >> Modulation Analysis >> constellation" mode of the device connect to the MT8821C base station, therefore, the device 64QAM and 16QAM signal modulation are correct.



**64QAM**



**16QAM**



<LTE Band 2>

Power Selection				Head			Hotspot / Near body / Product Specific		
Transmit Antenna				Ant 0			Ant 0		
Max. Power				23.5			19.7		
BW [MHz]	Modulation	RB Size	RB Offset	Power Low Ch. / Freq.	Power Middle Ch. / Freq.	Power High Ch. / Freq.	Power Low Ch. / Freq.	Power Middle Ch. / Freq.	Power High Ch. / Freq.
Channel				18700	18900	19100	18700	18900	19100
Frequency (MHz)				1860	1880	1900	1860	1880	1900
20	QPSK	1	0	22.75	22.72	22.73	18.91	18.92	18.90
20	QPSK	1	49	22.66	22.59	22.68	18.82	18.76	18.87
20	QPSK	1	99	22.68	22.63	22.60	18.84	18.79	18.78
20	QPSK	50	0	22.74	22.66	22.76	18.90	18.80	18.92
20	QPSK	50	24	22.75	22.68	22.77	18.92	18.83	18.95
20	QPSK	50	50	22.63	22.59	22.72	18.83	18.77	18.85
20	QPSK	100	0	22.68	22.60	22.72	18.89	18.80	18.91
20	16QAM	1	0	23.03	23.06	23.06	19.24	19.19	19.18
20	16QAM	1	49	23.00	22.93	23.01	19.13	19.07	19.16
20	16QAM	1	99	22.99	22.96	22.94	19.16	19.11	19.09
20	16QAM	50	0	22.80	22.74	22.83	19.01	18.88	19.00
20	16QAM	50	24	22.82	22.74	22.82	18.97	18.92	19.02
20	16QAM	50	50	22.74	22.70	22.76	18.91	18.86	18.93
20	16QAM	100	0	22.76	22.68	22.78	18.94	18.86	18.96
20	64QAM	1	0	22.96	22.95	22.92	19.14	19.15	19.14
20	64QAM	1	49	22.90	22.87	22.92	19.06	19.00	19.10
20	64QAM	1	99	22.89	22.86	22.83	19.05	19.03	19.00
20	64QAM	50	0	22.00	21.85	22.03	18.99	18.92	19.02
20	64QAM	50	24	22.01	21.93	22.01	19.00	18.91	19.03
20	64QAM	50	50	21.93	21.87	21.97	18.92	18.86	18.97
20	64QAM	100	0	21.97	21.87	21.99	18.94	18.87	18.99
Channel				18675	18900	19125	18675	18900	19125
Frequency (MHz)				1857.5	1880	1902.5	1857.5	1880	1902.5
15	QPSK	1	0	22.67	22.69	22.72	18.91	18.88	18.90
15	QPSK	1	37	22.65	22.57	22.66	18.88	18.79	18.87
15	QPSK	1	74	22.56	22.62	22.59	18.77	18.82	18.81
15	QPSK	36	0	22.71	22.59	22.73	18.95	18.87	18.95
15	QPSK	36	20	22.71	22.66	22.72	18.94	18.89	18.92
15	QPSK	36	39	22.63	22.56	22.67	18.87	18.80	18.91
15	QPSK	75	0	22.68	22.56	22.72	18.90	18.82	18.92
15	16QAM	1	0	23.01	22.99	23.01	19.22	19.17	19.26
15	16QAM	1	37	23.01	22.91	22.97	19.17	19.10	19.19
15	16QAM	1	74	22.89	22.92	22.93	19.08	19.13	19.11
15	16QAM	36	0	22.80	22.70	22.77	18.98	18.91	19.00
15	16QAM	36	20	22.83	22.71	22.79	19.01	18.94	19.04
15	16QAM	36	39	22.75	22.68	22.73	18.96	18.86	18.96
15	16QAM	75	0	22.77	22.69	22.76	18.99	18.89	18.96
15	64QAM	1	0	22.94	22.82	22.93	19.10	19.15	19.16
15	64QAM	1	37	22.90	22.81	22.91	19.09	19.02	19.11
15	64QAM	1	74	22.81	22.84	22.81	18.98	19.05	19.04
15	64QAM	36	0	22.00	21.79	22.00	19.04	18.95	19.05
15	64QAM	36	20	22.02	21.94	22.02	19.05	18.96	19.04
15	64QAM	36	39	21.93	21.88	21.97	18.98	18.90	19.01
15	64QAM	75	0	21.95	21.87	21.96	18.99	18.88	18.99
Channel				18650	18900	19150	18650	18900	19150
Frequency (MHz)				1855	1880	1905	1855	1880	1905
10	QPSK	1	0	22.79	22.66	22.70	19.05	18.93	18.92
10	QPSK	1	25	22.67	22.57	22.67	18.91	18.82	18.89



**FCC SAR TEST REPORT**

**Report No. : FA902114**

10	QPSK	1	49	22.63	22.57	22.61	18.90	18.81	18.82
10	QPSK	25	0	22.72	22.63	22.73	18.98	18.86	18.96
10	QPSK	25	12	22.71	22.62	22.71	18.97	18.88	18.94
10	QPSK	25	25	22.68	22.57	22.67	18.90	18.81	18.89
10	QPSK	50	0	22.69	22.62	22.69	18.95	18.86	18.93
10	16QAM	1	0	23.11	22.98	23.02	19.37	19.22	19.24
10	16QAM	1	25	22.99	22.92	22.92	19.25	19.12	19.22
10	16QAM	1	49	22.97	22.89	22.89	19.22	19.15	19.13
10	16QAM	25	0	22.84	22.70	22.80	19.05	18.94	18.98
10	16QAM	25	12	22.83	22.71	22.80	19.06	18.93	19.02
10	16QAM	25	25	22.77	22.68	22.76	18.98	18.89	18.96
10	16QAM	50	0	22.80	22.68	22.76	19.02	18.90	18.98
10	64QAM	1	0	23.00	22.72	22.93	19.22	19.12	19.12
10	64QAM	1	25	22.93	22.80	22.91	19.14	19.05	19.10
10	64QAM	1	49	22.90	22.85	22.84	19.11	19.06	19.06
10	64QAM	25	0	22.01	21.83	21.98	19.06	18.94	19.03
10	64QAM	25	12	22.02	21.94	21.98	19.03	18.97	19.02
10	64QAM	25	25	21.95	21.86	21.95	19.00	18.92	18.99
10	64QAM	50	0	21.99	21.91	21.96	19.03	18.90	19.02
Channel				18625	18900	19175	18625	18900	19175
Frequency (MHz)				1852.5	1880	1907.5	1852.5	1880	1907.5
5	QPSK	1	0	22.68	22.57	22.66	18.96	18.80	18.84
5	QPSK	1	12	22.81	22.59	22.74	19.05	18.83	18.94
5	QPSK	1	24	22.60	22.52	22.63	18.86	18.79	18.80
5	QPSK	12	0	22.74	22.63	22.68	18.96	18.84	18.89
5	QPSK	12	7	22.73	22.63	22.82	18.98	18.88	19.03
5	QPSK	12	13	22.69	22.59	22.65	18.91	18.84	18.88
5	QPSK	25	0	22.68	22.59	22.68	18.95	18.82	18.91
5	16QAM	1	0	22.93	22.89	22.90	19.24	19.12	19.18
5	16QAM	1	12	23.14	22.93	23.08	19.35	19.16	19.29
5	16QAM	1	24	22.93	22.83	22.92	19.18	19.10	19.14
5	16QAM	12	0	22.82	22.71	22.75	19.04	18.94	18.98
5	16QAM	12	7	22.82	22.71	22.88	19.04	18.93	19.10
5	16QAM	12	13	22.78	22.70	22.75	19.02	18.92	18.98
5	16QAM	25	0	22.78	22.67	22.75	19.00	18.90	19.00
5	64QAM	1	0	22.96	22.79	22.86	19.15	19.06	19.09
5	64QAM	1	12	23.04	22.86	22.98	19.26	19.05	19.21
5	64QAM	1	24	22.85	22.75	22.82	19.07	18.96	19.06
5	64QAM	12	0	22.05	21.95	21.99	19.08	18.97	19.02
5	64QAM	12	7	22.09	21.97	22.10	19.07	18.98	19.15
5	64QAM	12	13	22.00	21.91	21.98	19.03	18.94	19.03
5	64QAM	25	0	21.99	21.89	21.94	19.03	18.91	18.96
Channel				18615	18900	19185	18615	18900	19185
Frequency (MHz)				1851.5	1880	1908.5	1851.5	1880	1908.5
3	QPSK	1	0	22.69	22.55	22.73	18.93	18.81	18.93
3	QPSK	1	8	22.70	22.56	22.75	18.92	18.82	18.92
3	QPSK	1	14	22.79	22.54	22.62	18.96	18.77	18.82
3	QPSK	8	0	22.73	22.62	22.77	18.96	18.86	18.97
3	QPSK	8	4	22.77	22.64	22.68	19.00	18.89	18.91
3	QPSK	8	7	22.72	22.62	22.71	18.97	18.83	18.88
3	QPSK	15	0	22.73	22.58	22.67	18.94	18.83	18.90
3	16QAM	1	0	22.92	22.88	23.02	19.24	19.08	19.24
3	16QAM	1	8	22.98	22.90	23.08	19.24	19.16	19.28
3	16QAM	1	14	23.01	22.88	22.92	19.27	19.07	19.14
3	16QAM	8	0	22.86	22.75	22.89	19.06	18.96	19.09
3	16QAM	8	4	22.88	22.79	22.80	19.10	19.00	19.04



**FCC SAR TEST REPORT**

**Report No. : FA902114**

3	16QAM	8	7	22.86	22.74	22.78	19.02	18.92	18.99
3	16QAM	15	0	22.82	22.71	22.75	19.04	18.90	18.99
3	64QAM	1	0	22.93	22.82	22.96	19.15	19.03	19.18
3	64QAM	1	8	22.92	22.84	22.99	19.14	19.05	19.18
3	64QAM	1	14	23.00	22.80	22.84	19.21	18.98	19.05
3	64QAM	8	0	22.07	21.94	22.08	19.07	18.97	19.12
3	64QAM	8	4	22.10	21.99	22.01	19.09	18.99	19.04
3	64QAM	8	7	22.06	21.93	21.93	19.07	18.94	19.02
3	64QAM	15	0	22.01	21.91	21.96	19.04	18.94	19.00
Channel				18607	18900	19193	18607	18900	19193
Frequency (MHz)				1850.7	1880	1909.3	1850.7	1880	1909.3
1.4	QPSK	1	0	22.64	22.51	22.67	18.88	18.77	18.88
1.4	QPSK	1	3	22.71	22.58	22.65	18.94	18.82	18.85
1.4	QPSK	1	5	22.63	22.49	22.56	18.87	18.73	18.80
1.4	QPSK	3	0	22.68	22.55	22.63	18.92	18.79	18.83
1.4	QPSK	3	1	22.72	22.60	22.65	18.96	18.84	18.87
1.4	QPSK	3	3	22.68	22.56	22.61	18.90	18.82	18.83
1.4	QPSK	6	0	22.68	22.55	22.61	18.92	18.79	18.84
1.4	16QAM	1	0	22.97	22.87	23.01	19.20	19.07	19.20
1.4	16QAM	1	3	23.06	22.95	22.94	19.27	19.14	19.17
1.4	16QAM	1	5	22.90	22.82	22.83	19.15	19.03	19.06
1.4	16QAM	3	0	22.75	22.66	22.66	19.01	18.89	18.93
1.4	16QAM	3	1	22.82	22.70	22.74	19.03	18.91	18.94
1.4	16QAM	3	3	22.75	22.65	22.65	18.97	18.88	18.91
1.4	16QAM	6	0	22.83	22.70	22.76	19.03	18.92	18.98
1.4	64QAM	1	0	22.89	22.78	22.92	19.11	18.98	19.15
1.4	64QAM	1	3	22.96	22.83	22.85	19.14	19.03	19.13
1.4	64QAM	1	5	22.85	22.76	22.79	19.11	18.96	19.01
1.4	64QAM	3	0	22.87	22.77	22.78	19.11	19.00	19.04
1.4	64QAM	3	1	22.92	22.81	22.84	19.15	19.04	19.10
1.4	64QAM	3	3	22.89	22.74	22.80	19.09	19.00	19.05
1.4	64QAM	6	0	21.95	21.83	21.88	19.00	18.88	18.93



<LTE Band 4>

Power Selection				Head			Hotspot / Near body / Product Specific		
Transmit Antenna				Ant 0			Ant 0		
Max. Power				24.5			20.5		
BW [MHz]	Modulation	RB Size	RB Offset	Power Low Ch. / Freq.	Power Middle Ch. / Freq.	Power High Ch. / Freq.	Power Low Ch. / Freq.	Power Middle Ch. / Freq.	Power High Ch. / Freq.
Channel				20050	20175	20300	20050	20175	20300
Frequency (MHz)				1720	1732.5	1745	1720	1732.5	1745
20	QPSK	1	0	23.70	23.78	23.88	19.65	19.70	19.83
20	QPSK	1	49	23.65	23.71	23.81	19.61	19.64	19.80
20	QPSK	1	99	23.66	23.60	23.75	19.59	19.56	19.71
20	QPSK	50	0	22.73	22.79	22.83	19.70	19.72	19.81
20	QPSK	50	24	22.82	22.80	22.85	19.78	19.74	19.86
20	QPSK	50	50	22.76	22.73	22.80	19.71	19.67	19.84
20	QPSK	100	0	22.81	22.77	22.83	19.73	19.70	19.79
20	16QAM	1	0	23.08	23.04	23.13	19.97	20.05	20.08
20	16QAM	1	49	22.94	23.06	23.23	19.92	19.93	20.20
20	16QAM	1	99	22.98	22.93	23.14	19.91	19.90	20.08
20	16QAM	50	0	21.81	21.88	21.96	19.75	19.83	19.88
20	16QAM	50	24	21.89	21.87	21.93	19.88	19.83	19.88
20	16QAM	50	50	21.85	21.82	22.00	19.82	19.76	19.93
20	16QAM	100	0	21.87	21.84	21.91	19.83	19.78	19.86
20	64QAM	1	0	21.95	21.99	22.05	19.88	19.93	20.01
20	64QAM	1	49	21.87	21.94	22.13	19.84	19.90	20.09
20	64QAM	1	99	21.86	21.85	22.03	19.83	19.81	20.01
20	64QAM	50	0	20.83	20.90	20.97	19.78	19.85	19.90
20	64QAM	50	24	20.93	20.88	20.95	19.89	19.85	19.92
20	64QAM	50	50	20.88	20.84	20.97	19.82	19.77	19.95
20	64QAM	100	0	20.87	20.84	20.91	19.83	19.82	19.83
Channel				20025	20175	20325	20025	20175	20325
Frequency (MHz)				1717.5	1732.5	1747.5	1717.5	1732.5	1747.5
15	QPSK	1	0	23.70	23.74	23.79	19.66	19.71	19.83
15	QPSK	1	37	23.65	23.69	23.86	19.64	19.69	19.86
15	QPSK	1	74	23.67	23.59	23.76	19.66	19.59	19.76
15	QPSK	36	0	22.74	22.76	22.82	19.71	19.74	19.80
15	QPSK	36	20	22.81	22.79	22.93	19.80	19.77	19.95
15	QPSK	36	39	22.78	22.74	22.86	19.76	19.72	19.87
15	QPSK	75	0	22.78	22.75	22.82	19.75	19.73	19.79
15	16QAM	1	0	23.01	22.95	23.13	20.02	20.07	20.18
15	16QAM	1	37	22.92	23.01	23.22	19.98	19.98	20.21
15	16QAM	1	74	22.91	22.93	23.09	20.00	19.96	20.11
15	16QAM	36	0	21.80	21.87	21.89	19.77	19.84	19.87
15	16QAM	36	20	21.92	21.85	22.03	19.87	19.87	20.03
15	16QAM	36	39	21.87	21.84	21.97	19.85	19.81	19.97
15	16QAM	75	0	21.85	21.84	21.91	19.86	19.82	19.88
15	64QAM	1	0	21.94	21.92	22.08	19.91	19.95	20.05
15	64QAM	1	37	21.90	21.98	22.15	19.93	19.95	20.13
15	64QAM	1	74	21.87	21.87	22.02	19.88	19.87	20.02
15	64QAM	36	0	20.82	20.87	20.94	19.84	19.85	19.93
15	64QAM	36	20	20.92	20.90	21.05	19.92	19.89	20.02
15	64QAM	36	39	20.87	20.83	20.96	19.87	19.82	19.95
15	64QAM	75	0	20.89	20.82	20.91	19.85	19.82	19.86
Channel				20000	20175	20350	20000	20175	20350
Frequency (MHz)				1715	1732.5	1750	1715	1732.5	1750
10	QPSK	1	0	23.73	23.73	23.80	19.69	19.73	19.91
10	QPSK	1	25	23.68	23.71	23.80	19.67	19.71	19.87



**FCC SAR TEST REPORT**

**Report No. : FA902114**

10	QPSK	1	49	23.61	23.65	23.82	19.59	19.63	19.82
10	QPSK	25	0	22.77	22.82	22.92	19.74	19.77	19.92
10	QPSK	25	12	22.76	22.79	22.94	19.72	19.75	19.92
10	QPSK	25	25	22.71	22.75	22.88	19.65	19.73	19.89
10	QPSK	50	0	22.71	22.75	22.92	19.72	19.72	19.90
10	16QAM	1	0	23.05	23.11	23.28	20.02	20.09	20.26
10	16QAM	1	25	23.03	23.05	23.24	19.99	20.01	20.26
10	16QAM	1	49	22.84	22.95	23.16	19.92	19.99	20.14
10	16QAM	25	0	21.79	21.89	22.03	19.80	19.84	20.03
10	16QAM	25	12	21.85	21.89	22.02	19.81	19.85	20.00
10	16QAM	25	25	21.78	21.84	21.96	19.74	19.81	19.96
10	16QAM	50	0	21.79	21.84	22.01	19.77	19.81	19.99
10	64QAM	1	0	21.95	22.00	22.16	19.92	19.96	20.15
10	64QAM	1	25	21.93	21.98	22.16	19.95	19.97	20.13
10	64QAM	1	49	21.83	21.91	22.07	19.82	19.86	20.06
10	64QAM	25	0	20.81	20.87	21.05	19.82	19.87	20.04
10	64QAM	25	12	20.87	20.92	21.06	19.82	19.86	20.02
10	64QAM	25	25	20.81	20.85	20.98	19.77	19.82	19.97
10	64QAM	50	0	20.83	20.86	21.02	19.77	19.85	20.01
Channel				19975	20175	20375	19975	20175	20375
Frequency (MHz)				1712.5	1732.5	1752.5	1712.5	1732.5	1752.5
5	QPSK	1	0	23.69	23.71	23.87	19.69	19.74	19.84
5	QPSK	1	12	23.71	23.73	23.83	19.70	19.70	19.87
5	QPSK	1	24	23.63	23.67	23.68	19.63	19.67	19.81
5	QPSK	12	0	22.74	22.76	22.80	19.73	19.75	19.90
5	QPSK	12	7	22.78	22.81	22.84	19.73	19.77	19.93
5	QPSK	12	13	22.70	22.77	22.79	19.71	19.71	19.85
5	QPSK	25	0	22.73	22.75	22.80	19.74	19.74	19.87
5	16QAM	1	0	23.04	23.09	23.13	20.00	20.01	20.14
5	16QAM	1	12	23.05	23.10	23.09	20.01	20.03	20.14
5	16QAM	1	24	22.99	23.02	23.04	19.93	19.99	20.12
5	16QAM	12	0	21.86	21.86	21.88	19.82	19.84	20.02
5	16QAM	12	7	21.87	21.86	21.92	19.84	19.89	20.00
5	16QAM	12	13	21.77	21.82	21.90	19.81	19.84	19.94
5	16QAM	25	0	21.80	21.87	21.89	19.79	19.84	19.98
5	64QAM	1	0	21.96	21.98	21.99	19.90	20.00	20.11
5	64QAM	1	12	21.98	21.97	22.04	19.95	20.01	20.12
5	64QAM	1	24	21.90	21.93	21.93	19.89	19.92	20.03
5	64QAM	12	0	20.86	20.89	20.92	19.86	19.89	20.03
5	64QAM	12	7	20.89	20.93	20.99	19.87	19.91	20.06
5	64QAM	12	13	20.85	20.89	20.93	19.83	19.88	19.98
5	64QAM	25	0	20.82	20.85	20.91	19.79	19.82	19.99
Channel				19965	20175	20385	19965	20175	20385
Frequency (MHz)				1711.5	1732.5	1753.5	1711.5	1732.5	1753.5
3	QPSK	1	0	23.70	23.72	23.87	19.67	19.71	19.85
3	QPSK	1	8	23.70	23.71	23.86	19.67	19.70	19.84
3	QPSK	1	14	23.63	23.70	23.81	19.62	19.66	19.81
3	QPSK	8	0	22.77	22.79	22.88	19.71	19.75	19.87
3	QPSK	8	4	22.76	22.82	22.92	19.72	19.75	19.89
3	QPSK	8	7	22.74	22.74	22.89	19.71	19.75	19.86
3	QPSK	15	0	22.74	22.78	22.91	19.69	19.72	19.89
3	16QAM	1	0	23.02	23.08	23.17	19.99	19.98	20.14
3	16QAM	1	8	23.07	23.05	23.18	20.05	20.07	20.20
3	16QAM	1	14	22.98	23.04	23.15	19.94	19.96	20.12
3	16QAM	8	0	21.85	21.86	22.03	19.85	19.88	20.02
3	16QAM	8	4	21.88	21.93	22.06	19.85	19.92	20.04





3	16QAM	8	7	21.85	21.88	22.03	19.82	19.86	20.01
3	16QAM	15	0	21.85	21.85	21.98	19.80	19.86	19.97
3	64QAM	1	0	21.96	21.96	22.12	19.90	19.96	20.06
3	64QAM	1	8	21.96	21.97	22.10	19.92	19.98	20.08
3	64QAM	1	14	21.92	21.94	22.07	19.86	19.90	20.05
3	64QAM	8	0	20.87	20.88	21.03	19.83	19.89	20.02
3	64QAM	8	4	20.89	20.92	21.08	19.91	19.91	20.02
3	64QAM	8	7	20.84	20.89	21.01	19.82	19.87	20.01
3	64QAM	15	0	20.85	20.85	21.01	19.81	19.86	19.95
Channel				19957	20175	20393	19957	20175	20393
Frequency (MHz)				1710.7	1732.5	1754.3	1710.7	1732.5	1754.3
1.4	QPSK	1	0	23.61	23.63	23.77	19.61	19.63	19.79
1.4	QPSK	1	3	23.70	23.70	23.84	19.69	19.72	19.85
1.4	QPSK	1	5	23.57	23.61	23.77	19.59	19.61	19.78
1.4	QPSK	3	0	23.64	23.66	23.84	19.65	19.67	19.83
1.4	QPSK	3	1	23.69	23.72	23.85	19.69	19.72	19.86
1.4	QPSK	3	3	23.66	23.67	23.83	19.67	19.68	19.84
1.4	QPSK	6	0	22.68	22.70	22.84	19.64	19.68	19.81
1.4	16QAM	1	0	22.93	22.99	23.07	19.94	19.92	20.12
1.4	16QAM	1	3	23.01	23.06	23.21	20.06	20.08	20.20
1.4	16QAM	1	5	22.92	22.97	23.10	19.94	19.98	20.10
1.4	16QAM	3	0	22.77	22.79	22.93	19.76	19.80	19.92
1.4	16QAM	3	1	22.79	22.80	22.95	19.80	19.82	19.95
1.4	16QAM	3	3	22.77	22.76	22.90	19.76	19.78	19.89
1.4	16QAM	6	0	21.82	21.85	21.98	19.81	19.86	20.00
1.4	64QAM	1	0	21.90	21.88	22.05	19.87	19.88	20.03
1.4	64QAM	1	3	21.95	21.97	22.10	19.91	19.99	20.13
1.4	64QAM	1	5	21.85	21.88	22.03	19.85	19.87	20.01
1.4	64QAM	3	0	21.86	21.89	22.01	19.84	19.92	20.06
1.4	64QAM	3	1	21.93	21.92	22.11	19.89	19.96	20.11
1.4	64QAM	3	3	21.83	21.87	22.01	19.87	19.90	20.04
1.4	64QAM	6	0	20.75	20.80	20.92	19.74	19.80	19.93



<LTE Band 5>

Power Selection				Head			Hotspot / Near body		
Transmit Antenna				Ant 0			Ant 0		
Max. Power				25.7			22.2		
BW [MHz]	Modulation	RB Size	RB Offset	Power Low Ch. / Freq.	Power Middle Ch. / Freq.	Power High Ch. / Freq.	Power Low Ch. / Freq.	Power Middle Ch. / Freq.	Power High Ch. / Freq.
Channel				20450	20525	20600	20450	20525	20600
Frequency (MHz)				829	836.5	844	829	836.5	844
10	QPSK	1	0	24.89	25.05	24.98	21.44	21.43	21.38
10	QPSK	1	25	24.84	25.00	25.01	21.37	21.42	21.41
10	QPSK	1	49	24.88	24.91	24.90	21.40	21.29	21.31
10	QPSK	25	0	23.93	24.10	24.01	21.40	21.46	21.36
10	QPSK	25	12	24.00	24.07	24.00	21.53	21.46	21.40
10	QPSK	25	25	23.98	24.01	24.05	21.48	21.39	21.41
10	QPSK	50	0	24.02	24.09	23.95	21.54	21.43	21.36
10	16QAM	1	0	24.21	24.34	24.28	21.78	21.85	21.68
10	16QAM	1	25	24.16	24.33	24.28	21.73	21.74	21.75
10	16QAM	1	49	24.22	24.20	24.21	21.76	21.66	21.68
10	16QAM	25	0	23.01	23.14	23.11	21.49	21.53	21.50
10	16QAM	25	12	23.09	23.19	23.08	21.64	21.54	21.48
10	16QAM	25	25	23.02	23.06	23.12	21.60	21.49	21.51
10	16QAM	50	0	23.08	23.13	23.05	21.61	21.52	21.44
10	64QAM	1	0	23.14	23.27	23.18	21.67	21.70	21.59
10	64QAM	1	25	23.13	23.25	23.23	21.66	21.71	21.66
10	64QAM	1	49	23.15	23.15	23.10	21.66	21.54	21.55
10	64QAM	25	0	21.99	22.19	22.11	21.51	21.54	21.42
10	64QAM	25	12	22.08	22.18	22.08	21.66	21.52	21.47
10	64QAM	25	25	22.02	22.13	22.10	21.54	21.48	21.49
10	64QAM	50	0	22.10	22.13	22.08	21.58	21.54	21.42
Channel				20425	20525	20625	20425	20525	20625
Frequency (MHz)				826.5	836.5	846.5	826.5	836.5	846.5
5	QPSK	1	0	24.87	24.98	24.97	21.29	21.44	21.45
5	QPSK	1	12	24.89	24.98	24.98	21.29	21.42	21.36
5	QPSK	1	24	24.82	24.95	24.77	21.43	21.41	21.38
5	QPSK	12	0	23.91	24.07	24.03	21.39	21.54	21.40
5	QPSK	12	7	23.97	24.07	24.07	21.37	21.51	21.40
5	QPSK	12	13	23.89	24.04	24.02	21.47	21.47	21.37
5	QPSK	25	0	23.94	24.05	24.04	21.48	21.46	21.42
5	16QAM	1	0	24.22	24.33	24.29	21.63	21.78	21.75
5	16QAM	1	12	24.19	24.33	24.24	21.66	21.84	21.72
5	16QAM	1	24	24.11	24.25	24.15	21.77	21.84	21.62
5	16QAM	12	0	22.97	23.15	23.11	21.40	21.60	21.52
5	16QAM	12	7	23.02	23.17	23.12	21.51	21.61	21.50
5	16QAM	12	13	22.95	23.13	23.06	21.51	21.51	21.43
5	16QAM	25	0	22.98	23.13	23.12	21.53	21.53	21.51
5	64QAM	1	0	23.12	23.25	23.22	21.59	21.71	21.64
5	64QAM	1	12	23.13	23.24	23.20	21.58	21.74	21.68
5	64QAM	1	24	23.07	23.18	23.06	21.58	21.67	21.54
5	64QAM	12	0	22.08	22.17	22.15	21.40	21.62	21.52
5	64QAM	12	7	22.07	22.20	22.16	21.55	21.60	21.50
5	64QAM	12	13	21.99	22.16	22.12	21.60	21.57	21.48
5	64QAM	25	0	22.03	22.12	22.08	21.55	21.55	21.45
Channel				20415	20525	20635	20415	20525	20635
Frequency (MHz)				825.5	836.5	847.5	825.5	836.5	847.5
3	QPSK	1	0	24.87	24.99	24.98	21.31	21.41	21.40
3	QPSK	1	8	24.87	24.96	24.95	21.30	21.45	21.35



3	QPSK	1	14	24.85	24.95	24.90	21.24	21.46	21.38
3	QPSK	8	0	23.93	24.06	24.01	21.31	21.46	21.33
3	QPSK	8	4	23.94	24.04	24.05	21.43	21.50	21.41
3	QPSK	8	7	23.88	24.04	23.99	21.36	21.49	21.39
3	QPSK	15	0	23.88	24.02	24.03	21.35	21.50	21.40
3	16QAM	1	0	24.21	24.30	24.26	21.57	21.74	21.75
3	16QAM	1	8	24.18	24.28	24.23	21.70	21.80	21.69
3	16QAM	1	14	24.14	24.25	24.15	21.57	21.76	21.67
3	16QAM	8	0	23.06	23.15	23.09	21.53	21.57	21.51
3	16QAM	8	4	23.06	23.19	23.15	21.52	21.58	21.56
3	16QAM	8	7	23.00	23.11	23.08	21.48	21.59	21.46
3	16QAM	15	0	23.01	23.11	23.08	21.50	21.59	21.52
3	64QAM	1	0	23.14	23.23	23.17	21.48	21.67	21.61
3	64QAM	1	8	23.12	23.21	23.13	21.59	21.69	21.61
3	64QAM	1	14	23.11	23.18	23.10	21.50	21.68	21.52
3	64QAM	8	0	22.02	22.14	22.14	21.49	21.64	21.42
3	64QAM	8	4	22.07	22.19	22.14	21.47	21.64	21.50
3	64QAM	8	7	22.03	22.16	22.08	21.45	21.56	21.45
3	64QAM	15	0	22.00	22.12	22.08	21.43	21.57	21.48
Channel				20407	20525	20643	20407	20525	20643
Frequency (MHz)				824.7	836.5	848.3	824.7	836.5	848.3
1.4	QPSK	1	0	24.81	24.91	24.88	21.40	21.48	21.44
1.4	QPSK	1	3	24.88	24.97	24.92	21.50	21.60	21.51
1.4	QPSK	1	5	24.82	24.86	24.79	21.38	21.47	21.43
1.4	QPSK	3	0	24.85	24.93	24.91	21.46	21.51	21.46
1.4	QPSK	3	1	24.88	24.99	24.91	21.43	21.60	21.53
1.4	QPSK	3	3	24.85	24.93	24.81	21.44	21.57	21.42
1.4	QPSK	6	0	23.87	23.96	23.94	21.42	21.56	21.47
1.4	16QAM	1	0	24.13	24.28	24.16	21.68	21.79	21.80
1.4	16QAM	1	3	24.21	24.33	24.15	21.76	21.80	21.80
1.4	16QAM	1	5	24.14	24.23	24.12	21.73	21.80	21.72
1.4	16QAM	3	0	23.93	24.00	23.93	21.54	21.62	21.56
1.4	16QAM	3	1	23.97	24.05	23.94	21.52	21.73	21.57
1.4	16QAM	3	3	23.89	23.99	23.83	21.49	21.61	21.57
1.4	16QAM	6	0	23.02	23.11	23.08	21.59	21.69	21.60
1.4	64QAM	1	0	23.06	23.17	23.09	21.61	21.78	21.65
1.4	64QAM	1	3	23.14	23.23	23.09	21.66	21.79	21.70
1.4	64QAM	1	5	23.06	23.15	23.06	21.61	21.75	21.54
1.4	64QAM	3	0	23.06	23.15	23.07	21.65	21.76	21.62
1.4	64QAM	3	1	23.13	23.19	23.14	21.61	21.83	21.62
1.4	64QAM	3	3	23.06	23.14	23.07	21.61	21.71	21.58
1.4	64QAM	6	0	21.95	22.03	22.03	21.46	21.63	21.45



<LTE Band 7>

Power Selection				Head			Hotspot / Near body		
Transmit Antenna				Ant 2			Ant 2		
Max. Power				23			18.5		
BW [MHz]	Modulation	RB Size	RB Offset	Power Low Ch. / Freq.	Power Middle Ch. / Freq.	Power High Ch. / Freq.	Power Low Ch. / Freq.	Power Middle Ch. / Freq.	Power High Ch. / Freq.
Channel				20850	21100	21350	20850	21100	21350
Frequency (MHz)				2510	2535	2560	2510	2535	2560
20	QPSK	1	0	22.35	22.36	22.29	17.74	17.82	17.79
20	QPSK	1	49	22.16	22.17	22.01	17.64	17.67	17.52
20	QPSK	1	99	22.28	22.26	22.12	17.73	17.68	17.60
20	QPSK	50	0	22.09	22.13	22.03	17.69	17.72	17.66
20	QPSK	50	24	22.14	22.16	22.11	17.66	17.66	17.74
20	QPSK	50	50	22.13	22.11	21.94	17.75	17.79	17.75
20	QPSK	100	0	22.09	22.11	22.04	17.72	17.78	17.69
20	16QAM	1	0	22.51	22.48	22.42	18.03	18.04	17.99
20	16QAM	1	49	22.53	22.55	22.36	18.08	18.09	17.93
20	16QAM	1	99	22.64	22.55	22.45	18.05	18.09	18.00
20	16QAM	50	0	21.92	21.93	21.87	17.97	17.99	17.96
20	16QAM	50	24	21.97	22.01	21.96	18.02	18.03	18.00
20	16QAM	50	50	22.03	22.05	21.85	18.07	18.08	17.92
20	16QAM	100	0	21.94	21.95	21.89	17.99	18.03	17.99
20	64QAM	1	0	22.01	22.03	21.96	18.03	18.06	18.00
20	64QAM	1	49	22.07	22.07	21.90	18.01	18.02	17.99
20	64QAM	1	99	22.16	22.08	22.04	18.01	18.08	18.07
20	64QAM	50	0	20.94	20.97	20.88	18.00	18.04	17.94
20	64QAM	50	24	21.02	20.99	20.91	18.07	18.06	18.00
20	64QAM	50	50	21.04	21.04	20.86	17.90	18.03	17.93
20	64QAM	100	0	20.98	20.98	20.92	18.04	18.06	17.98
Channel				20825	21100	21375	20825	21100	21375
Frequency (MHz)				2507.5	2535	2562.5	2507.5	2535	2562.5
15	QPSK	1	0	22.19	22.20	22.11	17.61	17.63	17.60
15	QPSK	1	37	22.19	22.21	22.05	17.63	17.67	17.50
15	QPSK	1	74	22.32	22.34	22.16	17.72	17.76	17.60
15	QPSK	36	0	22.21	22.24	22.19	17.68	17.68	17.63
15	QPSK	36	20	22.31	22.31	22.14	17.74	17.73	17.59
15	QPSK	36	39	22.30	22.29	22.13	17.73	17.76	17.60
15	QPSK	75	0	22.27	22.29	22.22	17.71	17.73	17.65
15	16QAM	1	0	22.48	22.53	22.47	18.07	17.89	18.06
15	16QAM	1	37	22.51	22.53	22.35	18.05	18.07	17.97
15	16QAM	1	74	22.63	22.63	22.48	18.00	17.90	18.05
15	16QAM	36	0	21.79	21.85	21.77	17.98	18.01	17.95
15	16QAM	36	20	21.86	21.90	21.75	18.06	18.07	17.93
15	16QAM	36	39	21.88	21.89	21.74	18.04	18.05	17.93
15	16QAM	75	0	21.83	21.85	21.79	18.02	18.01	18.00
15	64QAM	1	0	21.96	21.94	21.90	17.99	17.96	18.02
15	64QAM	1	37	21.99	21.96	21.85	18.03	18.05	18.00
15	64QAM	1	74	22.05	22.09	21.94	18.03	18.06	18.01
15	64QAM	36	0	20.85	20.87	20.82	18.06	18.04	17.98
15	64QAM	36	20	20.93	20.91	20.78	18.08	18.04	17.93
15	64QAM	36	39	20.91	20.91	20.77	18.03	18.03	17.94
15	64QAM	75	0	20.83	20.87	20.80	18.05	18.05	17.97
Channel				20800	21100	21400	20800	21100	21400
Frequency (MHz)				2505	2535	2565	2505	2535	2565
10	QPSK	1	0	22.15	22.18	22.00	17.61	17.61	17.48
10	QPSK	1	25	22.18	22.23	22.02	17.62	17.65	17.49



10	QPSK	1	49	22.23	22.27	22.09	17.69	17.72	17.53
10	QPSK	25	0	22.16	22.22	22.07	17.66	17.67	17.51
10	QPSK	25	12	22.26	22.27	22.12	17.70	17.73	17.55
10	QPSK	25	25	22.21	22.30	22.07	17.70	17.71	17.53
10	QPSK	50	0	22.21	22.26	22.07	17.65	17.69	17.53
10	16QAM	1	0	22.50	22.48	22.34	18.04	18.07	18.00
10	16QAM	1	25	22.51	22.55	22.39	17.92	18.02	18.05
10	16QAM	1	49	22.53	22.57	22.43	18.02	18.03	18.07
10	16QAM	25	0	21.76	21.80	21.66	17.95	18.01	17.84
10	16QAM	25	12	21.84	21.86	21.71	17.99	18.01	17.86
10	16QAM	25	25	21.83	21.86	21.71	18.02	18.05	17.91
10	16QAM	50	0	21.81	21.86	21.65	17.98	18.01	17.88
10	64QAM	1	0	21.89	21.95	21.77	18.05	18.01	17.91
10	64QAM	1	25	21.95	21.94	21.83	17.93	18.05	17.97
10	64QAM	1	49	21.97	22.01	21.87	17.95	18.00	18.03
10	64QAM	25	0	20.77	20.83	20.65	17.99	18.02	17.82
10	64QAM	25	12	20.85	20.86	20.68	18.02	18.06	17.85
10	64QAM	25	25	20.88	20.86	20.71	18.01	18.06	17.86
10	64QAM	50	0	20.80	20.86	20.66	18.03	18.03	17.88
Channel				20775	21100	21425	20775	21100	21425
Frequency (MHz)				2502.5	2535	2567.5	2502.5	2535	2567.5
5	QPSK	1	0	22.14	22.19	22.01	17.59	17.65	17.48
5	QPSK	1	12	22.17	22.22	22.01	17.63	17.68	17.48
5	QPSK	1	24	22.22	22.21	22.06	17.65	17.73	17.53
5	QPSK	12	0	22.22	22.23	22.08	17.69	17.72	17.53
5	QPSK	12	7	22.27	22.29	22.13	17.72	17.76	17.59
5	QPSK	12	13	22.21	22.29	22.10	17.68	17.73	17.54
5	QPSK	25	0	22.24	22.25	22.06	17.67	17.73	17.53
5	16QAM	1	0	22.47	22.52	22.35	18.08	18.02	18.07
5	16QAM	1	12	22.53	22.57	22.37	18.01	18.04	18.05
5	16QAM	1	24	22.52	22.59	22.38	18.04	18.07	18.03
5	16QAM	12	0	21.75	21.79	21.67	17.98	18.03	17.87
5	16QAM	12	7	21.81	21.89	21.72	18.05	18.08	17.90
5	16QAM	12	13	21.84	21.86	21.70	18.03	18.06	17.88
5	16QAM	25	0	21.79	21.85	21.66	17.99	18.02	17.88
5	64QAM	1	0	21.92	21.96	21.74	18.05	18.04	17.98
5	64QAM	1	12	21.93	21.94	21.80	18.08	18.03	17.98
5	64QAM	1	24	21.93	21.97	21.82	18.06	18.00	18.02
5	64QAM	12	0	20.83	20.87	20.69	18.06	18.07	17.90
5	64QAM	12	7	20.91	20.89	20.72	17.99	18.04	17.93
5	64QAM	12	13	20.85	20.88	20.73	17.93	18.01	17.93
5	64QAM	25	0	20.80	20.86	20.64	18.00	18.03	17.90



<LTE Band 12>

Power Selection				Head / Near body / Hotspot / Product specific		
Transmit Antenna				Ant 0		
Max. Power				25.7		
BW [MHz]	Modulation	RB Size	RB Offset	Power Low Ch. / Freq.	Power Middle Ch. / Freq.	Power High Ch. / Freq.
Channel				23060	23095	23130
Frequency (MHz)				704	707.5	711
10	QPSK	1	0	24.96	25.02	25.10
10	QPSK	1	25	25.06	25.17	25.14
10	QPSK	1	49	25.17	25.19	24.74
10	QPSK	25	0	24.08	24.17	24.18
10	QPSK	25	12	24.24	24.24	24.15
10	QPSK	25	25	24.21	24.20	24.17
10	QPSK	50	0	24.22	24.20	24.16
10	16QAM	1	0	24.34	24.33	24.44
10	16QAM	1	25	24.37	24.51	24.47
10	16QAM	1	49	24.55	24.53	24.11
10	16QAM	25	0	23.21	23.30	23.22
10	16QAM	25	12	23.34	23.28	23.29
10	16QAM	25	25	23.34	23.32	23.25
10	16QAM	50	0	23.33	23.28	23.25
10	64QAM	1	0	23.20	23.21	23.29
10	64QAM	1	25	23.31	23.38	23.33
10	64QAM	1	49	23.46	23.37	23.03
10	64QAM	25	0	22.21	22.31	22.27
10	64QAM	25	12	22.32	22.31	22.28
10	64QAM	25	25	22.35	22.34	22.26
10	64QAM	50	0	22.32	22.30	22.29
Channel				23035	23095	23155
Frequency (MHz)				701.5	707.5	713.5
5	QPSK	1	0	25.00	25.04	25.09
5	QPSK	1	12	25.09	25.16	25.15
5	QPSK	1	24	25.09	25.18	24.71
5	QPSK	12	0	24.14	24.22	24.12
5	QPSK	12	7	24.19	24.21	24.29
5	QPSK	12	13	24.13	24.21	24.07
5	QPSK	25	0	24.13	24.17	24.10
5	16QAM	1	0	24.33	24.31	24.44
5	16QAM	1	12	24.39	24.47	24.46
5	16QAM	1	24	24.39	24.49	24.00
5	16QAM	12	0	23.19	23.31	23.22
5	16QAM	12	7	23.24	23.30	23.38
5	16QAM	12	13	23.25	23.29	23.24
5	16QAM	25	0	23.24	23.27	23.19
5	64QAM	1	0	23.24	23.28	23.34
5	64QAM	1	12	23.33	23.40	23.42
5	64QAM	1	24	23.33	23.39	23.00
5	64QAM	12	0	22.27	22.30	22.26
5	64QAM	12	7	22.28	22.34	22.43
5	64QAM	12	13	22.26	22.30	22.33
5	64QAM	25	0	22.25	22.26	22.22
Channel				23025	23095	23165
Frequency (MHz)				700.5	707.5	714.5
3	QPSK	1	0	25.01	25.16	25.15
3	QPSK	1	8	25.03	25.14	24.89



**FCC SAR TEST REPORT**

**Report No. : FA902114**

3	QPSK	1	14	25.11	25.17	24.71
3	QPSK	8	0	24.05	24.18	24.24
3	QPSK	8	4	24.09	24.22	24.10
3	QPSK	8	7	24.18	24.21	23.89
3	QPSK	15	0	24.13	24.17	24.15
3	16QAM	1	0	24.32	24.43	24.41
3	16QAM	1	8	24.34	24.48	24.21
3	16QAM	1	14	24.40	24.48	23.93
3	16QAM	8	0	23.16	23.30	23.35
3	16QAM	8	4	23.19	23.36	23.28
3	16QAM	8	7	23.32	23.30	23.09
3	16QAM	15	0	23.25	23.29	23.31
3	64QAM	1	0	23.26	23.39	23.39
3	64QAM	1	8	23.29	23.40	23.24
3	64QAM	1	14	23.34	23.44	23.02
3	64QAM	8	0	22.17	22.29	22.37
3	64QAM	8	4	22.19	22.34	22.37
3	64QAM	8	7	22.28	22.29	22.18
3	64QAM	15	0	22.26	22.31	22.34
Channel				23017	23095	23173
Frequency (MHz)				699.7	707.5	715.3
1.4	QPSK	1	0	24.96	25.08	24.81
1.4	QPSK	1	3	25.05	25.16	24.82
1.4	QPSK	1	5	24.98	25.10	24.61
1.4	QPSK	3	0	25.01	25.11	24.80
1.4	QPSK	3	1	25.04	25.17	24.74
1.4	QPSK	3	3	24.99	25.12	24.64
1.4	QPSK	6	0	23.99	24.11	23.80
1.4	16QAM	1	0	24.25	24.37	24.09
1.4	16QAM	1	3	24.35	24.48	24.07
1.4	16QAM	1	5	24.30	24.40	23.87
1.4	16QAM	3	0	24.06	24.20	23.83
1.4	16QAM	3	1	24.10	24.24	23.86
1.4	16QAM	3	3	24.05	24.20	23.70
1.4	16QAM	6	0	23.14	23.27	23.01
1.4	64QAM	1	0	23.19	23.32	23.14
1.4	64QAM	1	3	23.27	23.38	22.85
1.4	64QAM	1	5	23.19	23.29	22.87
1.4	64QAM	3	0	23.18	23.33	23.07
1.4	64QAM	3	1	23.26	23.39	23.09
1.4	64QAM	3	3	23.19	23.32	22.97
1.4	64QAM	6	0	22.08	22.21	22.03



<LTE Band 13>

Power Selection				Head			Hotspot / Near body/ Product specific		
Transmit Antenna				Ant 0			Ant 0		
Max. Power				25.3			23.3		
BW [MHz]	Modulation	RB Size	RB Offset	Power Low Ch. / Freq.	Power Middle Ch. / Freq.	Power High Ch. / Freq.	Power Low Ch. / Freq.	Power Middle Ch. / Freq.	Power High Ch. / Freq.
Channel				23230			23230		
Frequency (MHz)				782			782		
10	QPSK	1	0		24.01			22.53	
10	QPSK	1	25		24.59			22.50	
10	QPSK	1	49		23.88			22.42	
10	QPSK	25	0		23.65			22.44	
10	QPSK	25	12		23.67			22.43	
10	QPSK	25	25		23.65			22.42	
10	QPSK	50	0		23.65			22.43	
10	16QAM	1	0		23.26			22.83	
10	16QAM	1	25		23.83			22.88	
10	16QAM	1	49		23.29			22.74	
10	16QAM	25	0		22.72			22.73	
10	16QAM	25	12		22.73			22.74	
10	16QAM	25	25		22.68			22.70	
10	16QAM	50	0		22.72			22.73	
10	64QAM	1	0		22.19			22.35	
10	64QAM	1	25		22.77			22.80	
10	64QAM	1	49		22.40			22.46	
10	64QAM	25	0		21.73			21.74	
10	64QAM	25	12		21.76			21.75	
10	64QAM	25	25		21.73			21.74	
10	64QAM	50	0		21.72			21.75	
Channel				23205	23230	23255	23205	23230	23255
Frequency (MHz)				779.5	782	784.5	779.5	782	784.5
5	QPSK	1	0	23.74	24.45	24.53	22.31	22.26	22.35
5	QPSK	1	12	24.49	24.57	24.46	22.26	22.36	22.24
5	QPSK	1	24	24.56	24.58	23.57	22.35	22.33	22.20
5	QPSK	12	0	23.41	23.64	23.63	22.36	22.40	22.38
5	QPSK	12	7	23.68	23.64	23.65	22.47	22.43	22.40
5	QPSK	12	13	23.66	23.62	23.51	22.40	22.38	22.27
5	QPSK	25	0	23.63	23.60	23.62	22.44	22.40	22.38
5	16QAM	1	0	23.02	23.76	23.83	22.78	22.79	22.87
5	16QAM	1	12	23.79	23.84	23.77	22.79	22.80	22.77
5	16QAM	1	24	23.82	23.83	22.96	22.86	22.85	22.70
5	16QAM	12	0	22.49	22.68	22.69	22.48	22.70	22.69
5	16QAM	12	7	22.76	22.73	22.74	22.76	22.71	22.71
5	16QAM	12	13	22.72	22.68	22.58	22.70	22.68	22.57
5	16QAM	25	0	22.72	22.69	22.70	22.71	22.70	22.67
5	64QAM	1	0	21.96	22.66	22.78	22.05	22.69	22.75
5	64QAM	1	12	22.70	22.77	22.67	22.69	22.78	22.68
5	64QAM	1	24	22.74	22.77	22.13	22.76	22.77	22.23
5	64QAM	12	0	21.50	21.74	21.72	21.54	21.73	21.72
5	64QAM	12	7	21.80	21.76	21.79	21.77	21.76	21.76
5	64QAM	12	13	21.73	21.72	21.60	21.74	21.71	21.59
5	64QAM	25	0	21.72	21.72	21.71	21.72	21.70	21.71





**<LTE Band 14>**

Power Selection				Head			Hotspot / Near body/ Product specific		
Transmit Antenna				Ant 0			Ant 0		
Max. Power				25.5			23.5		
BW [MHz]	Modulation	RB Size	RB Offset	Power Low Ch. / Freq.	Power Middle Ch. / Freq.	Power High Ch. / Freq.	Power Low Ch. / Freq.	Power Middle Ch. / Freq.	Power High Ch. / Freq.
Channel				23330			23330		
Frequency (MHz)				793			793		
10	QPSK	1	0		24.67			22.71	
10	QPSK	1	25		24.58			22.59	
10	QPSK	1	49		24.54			22.51	
10	QPSK	25	0		23.64			22.69	
10	QPSK	25	12		23.64			22.68	
10	QPSK	25	25		23.62			22.62	
10	QPSK	50	0		23.62			22.63	
10	16QAM	1	0		24.05			23.04	
10	16QAM	1	25		23.87			22.90	
10	16QAM	1	49		23.86			22.86	
10	16QAM	25	0		22.70			22.70	
10	16QAM	25	12		22.73			22.73	
10	16QAM	25	25		22.72			22.67	
10	16QAM	50	0		22.71			22.71	
10	64QAM	1	0		22.91			22.94	
10	64QAM	1	25		22.79			22.80	
10	64QAM	1	49		22.73			22.72	
10	64QAM	25	0		21.75			21.72	
10	64QAM	25	12		21.74			21.74	
10	64QAM	25	25		21.71			21.71	
10	64QAM	50	0		21.73			21.73	
Channel				23305	23330	23355	23305	23330	23355
Frequency (MHz)				790.5	793	795.5	790.5	793	795.5
5	QPSK	1	0	24.66	24.59	24.58	22.70	22.58	22.57
5	QPSK	1	12	24.58	24.57	24.55	22.60	22.58	22.55
5	QPSK	1	24	24.54	24.55	24.53	22.57	22.53	22.52
5	QPSK	12	0	23.73	23.66	23.60	22.75	22.63	22.61
5	QPSK	12	7	23.69	23.64	23.66	22.64	22.63	22.61
5	QPSK	12	13	23.63	23.63	23.62	22.62	22.60	22.57
5	QPSK	25	0	23.63	23.62	23.58	22.64	22.63	22.61
5	16QAM	1	0	23.96	23.84	23.82	23.03	22.88	22.88
5	16QAM	1	12	23.90	23.88	23.90	22.89	22.89	22.89
5	16QAM	1	24	23.84	23.85	23.81	22.87	22.86	22.83
5	16QAM	12	0	22.81	22.68	22.68	22.84	22.67	22.69
5	16QAM	12	7	22.72	22.72	22.71	22.74	22.69	22.69
5	16QAM	12	13	22.67	22.66	22.63	22.70	22.66	22.64
5	16QAM	25	0	22.69	22.68	22.67	22.70	22.69	22.66
5	64QAM	1	0	22.93	22.80	22.77	22.91	22.77	22.75
5	64QAM	1	12	22.80	22.79	22.78	22.81	22.77	22.77
5	64QAM	1	24	22.74	22.75	22.73	22.76	22.74	22.74
5	64QAM	12	0	21.85	21.72	21.73	21.87	21.74	21.74
5	64QAM	12	7	21.75	21.75	21.75	21.77	21.75	21.74
5	64QAM	12	13	21.73	21.72	21.70	21.71	21.72	21.68
5	64QAM	25	0	21.73	21.70	21.68	21.72	21.69	21.69



<LTE Band 17>

Power Selection				Head / Near body / Hotspot / Product specific		
Transmit Antenna				Ant 0		
Max. Power				25.5		
BW [MHz]	Modulation	RB Size	RB Offset	Power Low Ch. / Freq.	Power Middle Ch. / Freq.	Power High Ch. / Freq.
Channel				23780	23790	23800
Frequency (MHz)				709	710	711
10	QPSK	1	0	25.02	25.01	25.07
10	QPSK	1	25	25.13	25.12	25.08
10	QPSK	1	49	25.15	25.23	24.82
10	QPSK	25	0	24.14	24.12	24.12
10	QPSK	25	12	24.16	24.20	24.19
10	QPSK	25	25	24.20	24.15	24.15
10	QPSK	50	0	24.15	24.14	24.14
10	16QAM	1	0	24.31	24.34	24.42
10	16QAM	1	25	24.48	24.46	24.47
10	16QAM	1	49	24.53	24.48	24.15
10	16QAM	25	0	23.26	23.22	23.24
10	16QAM	25	12	23.30	23.29	23.24
10	16QAM	25	25	23.27	23.21	23.22
10	16QAM	50	0	23.24	23.26	23.26
10	64QAM	1	0	23.23	23.26	23.35
10	64QAM	1	25	23.35	23.38	23.37
10	64QAM	1	49	23.45	23.47	23.21
10	64QAM	25	0	22.28	22.24	22.23
10	64QAM	25	12	22.29	22.30	22.25
10	64QAM	25	25	22.27	22.25	22.26
10	64QAM	50	0	22.27	22.28	22.26
Channel				23755	23790	23825
Frequency (MHz)				706.5	710	713.5
5	QPSK	1	0	25.05	25.12	25.20
5	QPSK	1	12	25.15	25.12	25.22
5	QPSK	1	24	25.19	25.21	24.79
5	QPSK	12	0	24.07	24.14	24.26
5	QPSK	12	7	24.22	24.18	24.40
5	QPSK	12	13	24.21	24.14	24.14
5	QPSK	25	0	24.19	24.12	24.25
5	16QAM	1	0	24.36	24.45	24.53
5	16QAM	1	12	24.47	24.47	24.54
5	16QAM	1	24	24.51	24.54	24.09
5	16QAM	12	0	23.18	23.23	23.36
5	16QAM	12	7	23.30	23.27	23.46
5	16QAM	12	13	23.29	23.23	23.31
5	16QAM	25	0	23.25	23.24	23.31
5	64QAM	1	0	23.32	23.36	23.46
5	64QAM	1	12	23.40	23.35	23.51
5	64QAM	1	24	23.41	23.46	23.05
5	64QAM	12	0	22.20	22.28	22.37
5	64QAM	12	7	22.34	22.31	22.49
5	64QAM	12	13	22.34	22.29	22.44
5	64QAM	25	0	22.29	22.25	22.35



**<LTE Band 25>**

Power Selection				Head			Hotspot / Near body / Product specific		
Transmit Antenna				Ant 0			Ant 0		
Max. Power				23.5			19.7		
BW [MHz]	Modulation	RB Size	RB Offset	Power Low Ch. / Freq.	Power Middle Ch. / Freq.	Power High Ch. / Freq.	Power Low Ch. / Freq.	Power Middle Ch. / Freq.	Power High Ch. / Freq.
Channel				26140	26340	26590	26140	26340	26590
Frequency (MHz)				1860	1880	1905	1860	1880	1905
20	QPSK	1	0	22.70	22.67	22.66	18.89	18.85	18.88
20	QPSK	1	49	22.65	22.51	22.63	18.87	18.70	18.84
20	QPSK	1	99	22.62	22.58	22.62	18.79	18.74	18.80
20	QPSK	50	0	22.65	22.57	22.70	18.86	18.76	18.84
20	QPSK	50	24	22.79	22.59	22.78	18.95	18.79	18.96
20	QPSK	50	50	22.70	22.53	22.71	18.86	18.71	18.90
20	QPSK	100	0	22.64	22.54	22.75	18.80	18.74	18.95
20	16QAM	1	0	22.93	22.99	22.94	19.19	19.13	19.12
20	16QAM	1	49	23.03	22.84	22.94	19.21	19.00	19.15
20	16QAM	1	99	22.93	22.90	22.93	19.13	19.09	19.13
20	16QAM	50	0	22.75	22.64	22.74	18.93	18.83	18.95
20	16QAM	50	24	22.85	22.69	22.83	19.05	18.86	19.02
20	16QAM	50	50	22.77	22.60	22.80	18.95	18.77	18.99
20	16QAM	100	0	22.68	22.62	22.79	18.88	18.77	18.97
20	64QAM	1	0	22.93	22.86	22.87	19.10	19.12	19.06
20	64QAM	1	49	22.93	22.78	22.94	19.13	18.94	19.14
20	64QAM	1	99	22.87	22.80	22.85	18.99	19.01	19.02
20	64QAM	50	0	21.96	21.85	21.97	18.96	18.85	18.96
20	64QAM	50	24	22.04	21.90	22.06	19.04	18.89	19.06
20	64QAM	50	50	21.97	21.83	22.02	18.96	18.79	19.00
20	64QAM	100	0	21.92	21.83	21.99	18.90	18.81	18.99
Channel				26115	26340	26615	26115	26340	26615
Frequency (MHz)				1857.5	1880	1907.5	1857.5	1880	1907.5
15	QPSK	1	0	22.77	22.61	22.72	18.96	18.86	18.95
15	QPSK	1	37	22.80	22.50	22.78	18.99	18.72	18.98
15	QPSK	1	74	22.70	22.44	22.63	18.89	18.66	18.84
15	QPSK	36	0	22.78	22.56	22.71	18.97	18.78	18.97
15	QPSK	36	20	22.87	22.57	22.78	19.07	18.79	18.97
15	QPSK	36	39	22.80	22.51	22.68	19.00	18.75	18.93
15	QPSK	75	0	22.74	22.53	22.72	18.94	18.77	18.95
15	16QAM	1	0	23.01	22.95	23.01	19.07	19.12	19.03
15	16QAM	1	37	23.13	22.82	23.06	19.13	19.05	19.02
15	16QAM	1	74	23.03	22.74	22.91	19.02	18.98	19.16
15	16QAM	36	0	22.82	22.62	22.78	19.07	18.86	19.02
15	16QAM	36	20	22.95	22.65	22.81	19.18	18.87	19.06
15	16QAM	36	39	22.90	22.58	22.77	19.09	18.81	18.98
15	16QAM	75	0	22.80	22.61	22.79	19.03	18.83	19.02
15	64QAM	1	0	23.00	22.88	22.96	19.16	19.08	19.16
15	64QAM	1	37	23.02	22.77	23.03	19.02	18.97	19.01
15	64QAM	1	74	22.96	22.68	22.85	19.16	18.89	19.03
15	64QAM	36	0	22.04	21.86	22.01	19.08	18.88	19.05
15	64QAM	36	20	22.06	21.92	22.03	19.22	18.90	19.07
15	64QAM	36	39	22.10	21.83	21.99	19.14	18.85	19.03
15	64QAM	75	0	21.96	21.82	22.00	19.02	18.84	19.03
Channel				26090	26340	26640	26090	26340	26640
Frequency (MHz)				1855	1880	1910	1855	1880	1910
10	QPSK	1	0	22.73	22.74	22.70	18.94	18.93	18.93
10	QPSK	1	25	22.74	22.52	22.80	18.95	18.76	19.00



**FCC SAR TEST REPORT**

**Report No. : FA902114**

10	QPSK	1	49	22.70	22.51	22.62	18.93	18.73	18.87
10	QPSK	25	0	22.65	22.55	22.74	18.91	18.78	18.96
10	QPSK	25	12	22.81	22.55	22.70	19.00	18.80	18.95
10	QPSK	25	25	22.73	22.51	22.70	18.93	18.74	18.92
10	QPSK	50	0	22.63	22.56	22.71	18.87	18.77	18.92
10	16QAM	1	0	22.97	23.05	22.97	19.01	19.02	19.02
10	16QAM	1	25	23.04	22.88	23.11	19.03	19.09	19.12
10	16QAM	1	49	23.03	22.84	22.93	19.08	19.06	19.16
10	16QAM	25	0	22.75	22.65	22.78	18.96	18.86	19.03
10	16QAM	25	12	22.85	22.63	22.77	19.09	18.89	19.02
10	16QAM	25	25	22.78	22.61	22.76	19.01	18.84	18.99
10	16QAM	50	0	22.74	22.62	22.78	18.96	18.85	19.00
10	64QAM	1	0	22.99	22.85	22.95	19.18	19.17	19.16
10	64QAM	1	25	22.97	22.79	23.02	19.15	18.97	19.01
10	64QAM	1	49	22.93	22.80	22.87	19.16	18.97	19.10
10	64QAM	25	0	21.97	21.86	22.00	18.99	18.89	19.05
10	64QAM	25	12	22.06	21.88	22.00	19.10	18.89	19.05
10	64QAM	25	25	21.97	21.82	21.99	19.02	18.84	19.01
10	64QAM	50	0	21.94	21.85	22.01	18.97	18.87	19.03
Channel				26065	26340	26665	26065	26340	26665
Frequency (MHz)				1852.5	1880	1912.5	1852.5	1880	1912.5
5	QPSK	1	0	22.72	22.51	22.78	18.95	18.74	18.99
5	QPSK	1	12	22.86	22.52	22.67	19.05	18.76	18.90
5	QPSK	1	24	22.79	22.47	22.63	18.99	18.71	18.86
5	QPSK	12	0	22.79	22.56	22.71	18.98	18.79	18.95
5	QPSK	12	7	22.89	22.59	22.73	19.09	18.81	18.97
5	QPSK	12	13	22.86	22.53	22.68	19.05	18.77	18.93
5	QPSK	25	0	22.73	22.54	22.71	18.98	18.75	18.93
5	16QAM	1	0	22.99	22.84	23.05	19.09	19.02	19.05
5	16QAM	1	12	23.12	22.86	22.93	19.20	19.08	19.01
5	16QAM	1	24	23.06	22.71	22.95	19.03	19.03	19.15
5	16QAM	12	0	22.86	22.64	22.77	19.07	18.86	18.99
5	16QAM	12	7	22.97	22.66	22.81	19.16	18.87	19.02
5	16QAM	12	13	22.93	22.60	22.75	19.13	18.84	18.97
5	16QAM	25	0	22.81	22.60	22.74	19.05	18.84	19.01
5	64QAM	1	0	23.01	22.77	23.00	19.19	18.97	19.03
5	64QAM	1	12	23.09	22.78	22.90	19.00	19.00	19.12
5	64QAM	1	24	23.00	22.75	22.84	19.02	18.90	19.04
5	64QAM	12	0	22.10	21.91	22.03	19.11	18.91	19.06
5	64QAM	12	7	22.09	21.92	22.06	19.03	18.92	19.08
5	64QAM	12	13	22.03	21.85	22.00	19.18	18.88	19.03
5	64QAM	25	0	22.03	21.84	21.97	19.05	18.84	19.02
Channel				26055	26340	26675	26055	26340	26675
Frequency (MHz)				1851.5	1880	1913.5	1851.5	1880	1913.5
3	QPSK	1	0	22.62	22.50	22.59	18.84	18.71	18.77
3	QPSK	1	8	22.76	22.50	22.57	18.97	18.73	18.77
3	QPSK	1	14	22.70	22.47	22.54	18.91	18.72	18.74
3	QPSK	8	0	22.69	22.55	22.60	18.92	18.80	18.82
3	QPSK	8	4	22.70	22.60	22.64	18.92	18.83	18.85
3	QPSK	8	7	22.75	22.52	22.59	19.00	18.78	18.81
3	QPSK	15	0	22.66	22.51	22.63	18.88	18.76	18.80
3	16QAM	1	0	22.85	22.81	22.84	19.19	19.04	19.09
3	16QAM	1	8	22.98	22.85	22.90	19.01	19.10	19.14
3	16QAM	1	14	22.93	22.71	22.86	19.21	19.02	19.03
3	16QAM	8	0	22.77	22.67	22.71	19.02	18.89	18.93
3	16QAM	8	4	22.81	22.70	22.76	19.02	18.92	18.97



3	16QAM	8	7	22.86	22.65	22.74	19.07	18.88	18.92
3	16QAM	15	0	22.72	22.62	22.70	18.96	18.87	18.90
3	64QAM	1	0	22.86	22.75	22.81	19.08	18.96	19.00
3	64QAM	1	8	22.99	22.80	22.81	19.15	18.98	19.03
3	64QAM	1	14	22.93	22.72	22.76	19.13	18.95	19.00
3	64QAM	8	0	21.99	21.90	21.91	19.01	18.91	18.93
3	64QAM	8	4	22.04	21.93	21.92	19.05	18.92	18.97
3	64QAM	8	7	22.05	21.88	21.91	19.08	18.90	18.93
3	64QAM	15	0	21.97	21.82	21.86	18.99	18.85	18.91
Channel				26047	26340	26683	26047	26340	26683
Frequency (MHz)				1850.7	1880	1914.3	1850.7	1880	1914.3
1.4	QPSK	1	0	22.58	22.47	22.69	18.82	18.69	18.93
1.4	QPSK	1	3	22.65	22.51	22.78	18.87	18.75	19.00
1.4	QPSK	1	5	22.70	22.46	22.69	18.89	18.67	18.91
1.4	QPSK	3	0	22.62	22.48	22.76	18.84	18.74	18.95
1.4	QPSK	3	1	22.66	22.52	22.80	18.89	18.76	18.99
1.4	QPSK	3	3	22.62	22.48	22.75	18.85	18.73	18.96
1.4	QPSK	6	0	22.61	22.49	22.74	18.83	18.72	18.98
1.4	16QAM	1	0	22.80	22.75	23.05	19.16	18.99	19.01
1.4	16QAM	1	3	22.94	22.84	23.11	19.22	19.07	19.02
1.4	16QAM	1	5	22.90	22.75	23.00	19.21	18.99	19.05
1.4	16QAM	3	0	22.64	22.57	22.82	18.93	18.81	19.04
1.4	16QAM	3	1	22.76	22.62	22.86	18.96	18.86	19.08
1.4	16QAM	3	3	22.61	22.57	22.81	18.92	18.77	19.03
1.4	16QAM	6	0	22.75	22.62	22.86	18.97	18.86	19.12
1.4	64QAM	1	0	22.82	22.72	22.95	19.03	18.91	19.19
1.4	64QAM	1	3	22.91	22.75	22.99	19.10	18.97	19.00
1.4	64QAM	1	5	22.90	22.73	22.90	19.10	18.90	19.16
1.4	64QAM	3	0	22.85	22.69	22.93	19.04	18.92	19.16
1.4	64QAM	3	1	22.87	22.77	22.98	19.10	18.97	19.22
1.4	64QAM	3	3	22.82	22.71	22.91	19.04	18.89	19.18
1.4	64QAM	6	0	21.90	21.80	21.98	18.93	18.80	19.07



**<LTE Band 26>**

Power Selection				Head			Hotspot / Near body / Product specific		
Transmit Antenna				Ant 0			Ant 0		
Max. Power				25.7			22.7		
BW [MHz]	Modulation	RB Size	RB Offset	Power Low Ch. / Freq.	Power Middle Ch. / Freq.	Power High Ch. / Freq.	Power Low Ch. / Freq.	Power Middle Ch. / Freq.	Power High Ch. / Freq.
Channel				26765	26865	26965	26765	26865	26965
Frequency (MHz)				821.5	831.5	841.5	821.5	831.5	841.5
15	QPSK	1	0	24.91	25.00	24.99	21.82	21.96	21.99
15	QPSK	1	37	24.95	25.04	24.99	21.95	21.94	21.91
15	QPSK	1	74	24.96	24.95	24.70	21.98	21.85	21.83
15	QPSK	36	0	24.00	24.08	23.97	22.01	22.01	21.91
15	QPSK	36	20	24.01	24.12	23.96	22.01	22.00	21.88
15	QPSK	36	39	24.06	24.02	23.98	22.03	21.93	21.90
15	QPSK	75	0	23.97	24.06	23.95	21.99	21.99	21.87
15	16QAM	1	0	24.14	24.30	24.32	22.26	22.26	22.25
15	16QAM	1	37	24.24	24.30	24.26	22.27	22.30	22.26
15	16QAM	1	74	24.24	24.26	24.12	22.31	22.21	22.14
15	16QAM	36	0	23.06	23.16	23.04	22.11	22.08	21.97
15	16QAM	36	20	23.09	23.17	23.05	22.11	22.09	21.97
15	16QAM	36	39	23.12	23.08	23.03	22.12	22.01	22.00
15	16QAM	75	0	23.02	23.16	23.01	22.03	22.06	21.94
15	64QAM	1	0	23.12	23.28	23.25	22.13	22.17	22.17
15	64QAM	1	37	23.22	23.29	23.23	22.19	22.20	22.16
15	64QAM	1	74	23.21	23.17	23.07	22.18	22.09	22.02
15	64QAM	36	0	22.09	22.20	22.09	22.08	22.10	21.99
15	64QAM	36	20	22.11	22.23	22.07	22.11	22.08	21.96
15	64QAM	36	39	22.14	22.13	22.07	22.14	22.04	22.01
15	64QAM	75	0	22.07	22.14	22.03	22.04	22.04	21.91
Channel				26740	26865	26990	26740	26865	26990
Frequency (MHz)				819	831.5	844	819	831.5	844
10	QPSK	1	0	24.82	24.94	25.03	21.82	21.91	21.97
10	QPSK	1	25	24.92	25.03	24.97	21.91	21.96	21.91
10	QPSK	1	49	24.86	24.96	24.48	21.83	21.90	21.83
10	QPSK	25	0	24.04	24.07	24.04	21.99	22.03	21.99
10	QPSK	25	12	24.02	24.08	24.04	21.95	22.05	21.97
10	QPSK	25	25	23.95	24.03	23.96	21.89	21.95	21.90
10	QPSK	50	0	23.99	24.04	24.01	21.95	21.98	21.97
10	16QAM	1	0	24.11	24.25	24.31	22.17	22.26	22.29
10	16QAM	1	25	24.21	24.32	24.27	22.29	22.35	22.26
10	16QAM	1	49	24.17	24.26	24.04	22.19	22.26	22.17
10	16QAM	25	0	23.07	23.16	23.12	22.06	22.09	22.05
10	16QAM	25	12	23.09	23.12	23.10	22.04	22.14	22.05
10	16QAM	25	25	23.03	23.10	23.02	21.99	22.04	21.98
10	16QAM	50	0	23.07	23.15	23.08	22.04	22.09	22.02
10	64QAM	1	0	23.09	23.20	23.24	22.04	22.09	22.15
10	64QAM	1	25	23.18	23.25	23.20	22.15	22.22	22.13
10	64QAM	1	49	23.14	23.20	23.07	22.08	22.13	22.01
10	64QAM	25	0	22.09	22.16	22.13	22.02	22.12	22.03
10	64QAM	25	12	22.10	22.20	22.12	22.07	22.12	22.01
10	64QAM	25	25	22.06	22.13	22.04	21.98	22.04	21.98
10	64QAM	50	0	22.05	22.12	22.09	21.99	22.06	22.03
Channel				26715	26865	27015	26715	26865	27015
Frequency (MHz)				816.5	831.5	846.5	816.5	831.5	846.5
5	QPSK	1	0	24.76	25.03	24.95	21.79	21.92	21.87
5	QPSK	1	12	24.86	25.01	24.93	21.78	21.93	21.85



**FCC SAR TEST REPORT**

**Report No. : FA9O2114**

5	QPSK	1	24	24.92	24.97	24.41	21.85	21.86	21.81
5	QPSK	12	0	23.90	24.03	23.96	21.81	22.00	21.89
5	QPSK	12	7	23.94	24.11	23.97	21.85	21.99	21.90
5	QPSK	12	13	24.00	24.03	23.93	21.89	21.95	21.84
5	QPSK	25	0	24.00	24.05	23.97	21.92	21.96	21.90
5	16QAM	1	0	24.06	24.30	24.23	22.11	22.29	22.21
5	16QAM	1	12	24.10	24.30	24.17	22.12	22.28	22.16
5	16QAM	1	24	24.19	24.30	23.92	22.19	22.26	22.09
5	16QAM	12	0	22.97	23.11	23.03	21.90	22.07	21.99
5	16QAM	12	7	23.01	23.18	23.06	21.95	22.11	21.99
5	16QAM	12	13	23.07	23.12	22.97	21.98	22.02	21.95
5	16QAM	25	0	23.06	23.14	23.04	22.01	22.05	21.96
5	64QAM	1	0	23.07	23.27	23.16	22.01	22.18	22.10
5	64QAM	1	12	23.03	23.26	23.13	22.02	22.18	22.10
5	64QAM	1	24	23.17	23.19	23.07	22.08	22.11	21.99
5	64QAM	12	0	22.04	22.18	22.07	21.92	22.07	21.97
5	64QAM	12	7	22.04	22.23	22.10	21.97	22.10	21.99
5	64QAM	12	13	22.14	22.17	22.02	22.04	22.09	21.96
5	64QAM	25	0	22.11	22.16	22.02	22.00	22.06	21.93
Channel				26705	26865	27025	26705	26865	27025
Frequency (MHz)				815.5	831.5	847.5	815.5	831.5	847.5
3	QPSK	1	0	24.82	25.01	24.94	21.78	21.90	21.83
3	QPSK	1	8	24.84	24.99	24.86	21.76	21.92	21.83
3	QPSK	1	14	24.84	24.98	24.40	21.74	21.88	21.81
3	QPSK	8	0	23.88	24.06	23.92	21.82	21.96	21.85
3	QPSK	8	4	23.90	24.05	23.96	21.86	21.98	21.89
3	QPSK	8	7	23.88	24.00	23.77	21.80	21.96	21.85
3	QPSK	15	0	23.88	24.05	23.92	21.79	21.93	21.86
3	16QAM	1	0	24.06	24.28	24.19	22.09	22.26	22.19
3	16QAM	1	8	24.07	24.30	24.15	22.12	22.28	22.16
3	16QAM	1	14	24.06	24.28	23.87	22.09	22.23	22.11
3	16QAM	8	0	22.99	23.16	23.04	21.96	22.07	21.99
3	16QAM	8	4	23.02	23.19	23.05	21.97	22.10	21.99
3	16QAM	8	7	22.98	23.14	23.00	21.96	22.06	21.98
3	16QAM	15	0	22.98	23.14	23.04	21.93	22.07	21.95
3	64QAM	1	0	23.06	23.25	23.15	21.97	22.18	22.06
3	64QAM	1	8	23.08	23.25	23.11	22.02	22.17	22.04
3	64QAM	1	14	23.05	23.23	23.05	21.98	22.15	21.98
3	64QAM	8	0	22.01	22.17	22.04	21.92	22.06	21.94
3	64QAM	8	4	22.02	22.19	22.08	21.92	22.11	21.97
3	64QAM	8	7	22.02	22.15	22.01	21.92	22.05	21.93
3	64QAM	15	0	21.98	22.15	22.02	21.88	22.04	21.94
Channel				26697	26865	27033	26697	26865	27033
Frequency (MHz)				814.7	831.5	848.3	814.7	831.5	848.3
1.4	QPSK	1	0	24.65	24.93	24.67	21.84	21.97	21.89
1.4	QPSK	1	3	24.88	25.01	24.39	21.92	22.06	21.96
1.4	QPSK	1	5	24.73	24.93	24.32	21.84	21.96	21.88
1.4	QPSK	3	0	24.68	24.98	24.63	21.91	22.01	21.93
1.4	QPSK	3	1	24.68	25.01	24.60	21.92	22.06	21.97
1.4	QPSK	3	3	24.71	24.97	24.30	21.89	22.04	21.92
1.4	QPSK	6	0	23.77	23.99	23.59	21.89	22.02	21.95
1.4	16QAM	1	0	23.98	24.19	24.06	22.18	22.33	22.22
1.4	16QAM	1	3	24.03	24.30	23.79	22.26	22.43	22.32
1.4	16QAM	1	5	24.02	24.21	23.70	22.19	22.33	22.19
1.4	16QAM	3	0	23.79	24.04	23.66	22.00	22.13	22.00
1.4	16QAM	3	1	23.81	24.07	23.64	22.01	22.16	22.05



**FCC SAR TEST REPORT**

**Report No. : FA9O2114**

1.4	16QAM	3	3	23.80	24.03	23.41	21.96	22.12	21.99
1.4	16QAM	6	0	22.99	23.13	22.87	22.04	22.18	22.09
1.4	64QAM	1	0	23.02	23.22	23.04	22.08	22.25	22.09
1.4	64QAM	1	3	23.01	23.26	22.88	22.13	22.30	22.16
1.4	64QAM	1	5	23.02	23.17	22.92	22.06	22.23	22.05
1.4	64QAM	3	0	23.00	23.19	23.02	22.09	22.23	22.09
1.4	64QAM	3	1	23.05	23.21	22.93	22.13	22.29	22.13
1.4	64QAM	3	3	23.03	23.19	22.86	22.07	22.21	22.09
1.4	64QAM	6	0	21.94	22.09	21.95	21.96	22.09	21.97





<LTE Band 30>

Power Selection				Head			Hotspot / Near body / Product specific		
Transmit Antenna				Ant 2			Ant 2		
Max. Power				22.7			19.7		
BW [MHz]	Modulation	RB Size	RB Offset	Power Low Ch. / Freq.	Power Middle Ch. / Freq.	Power High Ch. / Freq.	Power Low Ch. / Freq.	Power Middle Ch. / Freq.	Power High Ch. / Freq.
Channel				27710			27710		
Frequency (MHz)				2310			2310		
10	QPSK	1	0		21.47			18.62	
10	QPSK	1	25		21.44			18.52	
10	QPSK	1	49		21.40			18.53	
10	QPSK	25	0		21.45			18.57	
10	QPSK	25	12		21.44			18.56	
10	QPSK	25	25		21.33			18.57	
10	QPSK	50	0		21.53			18.58	
10	16QAM	1	0		21.77			18.94	
10	16QAM	1	25		21.71			18.93	
10	16QAM	1	49		21.73			18.95	
10	16QAM	25	0		21.59			18.76	
10	16QAM	25	12		21.61			18.77	
10	16QAM	25	25		21.61			18.76	
10	16QAM	50	0		21.61			18.74	
10	64QAM	1	0		21.70			18.87	
10	64QAM	1	25		21.75			18.86	
10	64QAM	1	49		21.76			18.89	
10	64QAM	25	0		21.61			18.78	
10	64QAM	25	12		21.65			18.76	
10	64QAM	25	25		21.64			18.78	
10	64QAM	50	0		21.63			18.79	
Channel				27685	27710	27735	27685	27710	27735
Frequency (MHz)				2307.5	2310	2312.5	2307.5	2310	2312.5
5	QPSK	1	0	21.34	21.34	21.34	18.55	18.55	18.56
5	QPSK	1	12	21.35	21.38	21.35	18.54	18.55	18.55
5	QPSK	1	24	21.34	21.37	21.38	18.53	18.56	18.55
5	QPSK	12	0	21.40	21.41	21.43	18.56	18.57	18.59
5	QPSK	12	7	21.44	21.46	21.42	18.61	18.60	18.60
5	QPSK	12	13	21.40	21.41	21.41	18.57	18.53	18.60
5	QPSK	25	0	21.41	21.44	21.41	18.59	18.60	18.58
5	16QAM	1	0	21.69	21.72	21.67	18.80	18.74	18.69
5	16QAM	1	12	21.68	21.72	21.69	18.78	18.80	18.79
5	16QAM	1	24	21.69	21.68	21.68	18.73	18.80	18.52
5	16QAM	12	0	21.57	21.57	21.56	18.55	18.58	18.57
5	16QAM	12	7	21.62	21.62	21.62	18.60	18.63	18.63
5	16QAM	12	13	21.59	21.61	21.58	18.60	18.58	18.62
5	16QAM	25	0	21.60	21.61	21.58	18.59	18.58	18.58
5	64QAM	1	0	21.70	21.72	21.73	18.69	18.71	18.73
5	64QAM	1	12	21.71	21.72	21.74	18.71	18.70	18.71
5	64QAM	1	24	21.70	21.72	21.71	18.67	18.73	18.68
5	64QAM	12	0	21.62	21.63	21.65	18.62	18.62	18.62
5	64QAM	12	7	21.69	21.69	21.69	18.67	18.65	18.67
5	64QAM	12	13	21.65	21.67	21.64	18.62	18.65	18.62
5	64QAM	25	0	21.62	21.62	21.62	18.60	18.60	18.61



<LTE Band 66>

Power Selection				Head			Hotspot / Near body / Product specific		
Transmit Antenna				Ant 0			Ant 0		
Max. Power				24.5			20.5		
BW [MHz]	Modulation	RB Size	RB Offset	Power Low Ch. / Freq.	Power Middle Ch. / Freq.	Power High Ch. / Freq.	Power Low Ch. / Freq.	Power Middle Ch. / Freq.	Power High Ch. / Freq.
Channel				132072	132322	132572	132072	132322	132572
Frequency (MHz)				1720	1745	1770	1720	1745	1770
20	QPSK	1	0	23.65	23.78	23.91	19.66	19.69	19.86
20	QPSK	1	49	23.64	23.75	23.88	19.61	19.67	19.84
20	QPSK	1	99	23.57	23.72	23.78	19.54	19.66	19.77
20	QPSK	50	0	22.56	22.67	22.80	19.61	19.65	19.77
20	QPSK	50	24	22.64	22.69	22.82	19.57	19.60	19.71
20	QPSK	50	50	22.64	22.63	22.70	19.55	19.56	19.67
20	QPSK	100	0	22.63	22.65	22.76	19.60	19.60	19.72
20	16QAM	1	0	22.94	23.03	23.20	19.94	19.95	20.20
20	16QAM	1	49	22.96	23.17	23.25	19.99	20.06	20.22
20	16QAM	1	99	22.91	23.02	23.14	19.91	20.04	20.11
20	16QAM	50	0	21.67	21.79	21.89	19.64	19.77	19.87
20	16QAM	50	24	21.74	21.78	21.85	19.70	19.72	19.85
20	16QAM	50	50	21.71	21.70	21.78	19.70	19.68	19.78
20	16QAM	100	0	21.72	21.74	21.83	19.70	19.71	19.82
20	64QAM	1	0	21.84	21.90	22.12	19.84	19.88	20.09
20	64QAM	1	49	21.90	22.05	22.13	19.90	20.02	20.08
20	64QAM	1	99	21.80	21.96	22.01	19.82	19.93	20.03
20	64QAM	50	0	20.70	20.80	20.90	19.65	19.79	19.89
20	64QAM	50	24	20.75	20.78	20.87	19.73	19.75	19.84
20	64QAM	50	50	20.71	20.71	20.81	19.71	19.71	19.77
20	64QAM	100	0	20.73	20.75	20.84	19.73	19.73	19.84
Channel				132047	132322	132597	132047	132322	132597
Frequency (MHz)				1717.5	1745	1772.5	1717.5	1745	1772.5
15	QPSK	1	0	23.60	23.81	23.86	19.61	19.72	19.83
15	QPSK	1	37	23.63	23.82	23.90	19.63	19.75	19.97
15	QPSK	1	74	23.59	23.74	23.81	19.56	19.70	19.81
15	QPSK	36	0	22.53	22.65	22.70	19.54	19.64	19.71
15	QPSK	36	20	22.60	22.73	22.81	19.59	19.70	19.81
15	QPSK	36	39	22.55	22.59	22.77	19.55	19.58	19.79
15	QPSK	75	0	22.61	22.64	22.71	19.59	19.61	19.70
15	16QAM	1	0	22.98	23.15	23.22	19.92	20.01	20.14
15	16QAM	1	37	22.96	23.18	23.31	19.99	20.06	20.29
15	16QAM	1	74	22.92	23.06	23.17	19.94	20.08	20.11
15	16QAM	36	0	21.58	21.70	21.78	19.60	19.73	19.82
15	16QAM	36	20	21.70	21.79	21.88	19.65	19.80	19.89
15	16QAM	36	39	21.63	21.66	21.85	19.63	19.65	19.86
15	16QAM	75	0	21.67	21.68	21.78	19.66	19.73	19.82
15	64QAM	1	0	21.86	22.02	22.13	19.88	20.04	20.10
15	64QAM	1	37	21.89	22.11	22.24	19.92	20.06	20.24
15	64QAM	1	74	21.83	21.99	22.05	19.89	19.97	20.06
15	64QAM	36	0	20.64	20.74	20.86	19.63	19.75	19.88
15	64QAM	36	20	20.74	20.82	20.91	19.71	19.85	19.95
15	64QAM	36	39	20.69	20.70	20.88	19.72	19.73	19.91
15	64QAM	75	0	20.70	20.70	20.79	19.70	19.69	19.80
Channel				132022	132322	132622	132022	132322	132622
Frequency (MHz)				1715	1745	1775	1715	1745	1775
10	QPSK	1	0	23.56	23.77	23.79	19.59	19.69	19.78
10	QPSK	1	25	23.58	23.75	23.79	19.58	19.71	19.87



**FCC SAR TEST REPORT**

**Report No. : FA902114**

10	QPSK	1	49	23.48	23.65	23.79	19.49	19.57	19.76
10	QPSK	25	0	22.59	22.72	22.77	19.59	19.71	19.76
10	QPSK	25	12	22.57	22.69	22.82	19.54	19.65	19.84
10	QPSK	25	25	22.53	22.66	22.82	19.52	19.62	19.81
10	QPSK	50	0	22.55	22.70	22.75	19.55	19.62	19.73
10	16QAM	1	0	22.93	23.12	23.18	19.91	19.98	20.03
10	16QAM	1	25	22.87	23.14	23.27	19.93	20.01	20.24
10	16QAM	1	49	22.82	23.01	23.14	19.84	19.90	20.09
10	16QAM	25	0	21.66	21.76	21.83	19.65	19.81	19.84
10	16QAM	25	12	21.63	21.77	21.94	19.63	19.77	19.94
10	16QAM	25	25	21.61	21.71	21.90	19.58	19.75	19.89
10	16QAM	50	0	21.65	21.74	21.82	19.65	19.79	19.83
10	64QAM	1	0	21.84	22.03	22.03	19.86	19.99	20.03
10	64QAM	1	25	21.82	22.02	22.15	19.84	19.97	20.16
10	64QAM	1	49	21.76	21.90	21.98	19.75	19.83	20.05
10	64QAM	25	0	20.69	20.77	20.86	19.66	19.82	19.86
10	64QAM	25	12	20.64	20.76	20.96	19.67	19.78	19.94
10	64QAM	25	25	20.60	20.72	20.92	19.62	19.74	19.91
10	64QAM	50	0	20.64	20.77	20.82	19.67	19.79	19.86
Channel				131997	132322	132647	131997	132322	132647
Frequency (MHz)				1712.5	1745	1777.5	1712.5	1745	1777.5
5	QPSK	1	0	23.45	23.60	23.72	19.42	19.52	19.75
5	QPSK	1	12	23.60	23.76	23.88	19.59	19.69	19.87
5	QPSK	1	24	23.41	23.54	23.67	19.42	19.48	19.67
5	QPSK	12	0	22.55	22.68	22.84	19.52	19.65	19.80
5	QPSK	12	7	22.65	22.75	22.91	19.63	19.73	19.91
5	QPSK	12	13	22.53	22.67	22.78	19.52	19.64	19.80
5	QPSK	25	0	22.55	22.66	22.81	19.52	19.64	19.78
5	16QAM	1	0	22.76	22.97	23.08	19.77	19.86	20.00
5	16QAM	1	12	22.94	23.12	23.24	19.90	19.99	20.16
5	16QAM	1	24	22.69	22.85	23.00	19.70	19.84	20.00
5	16QAM	12	0	21.62	21.76	21.89	19.64	19.76	19.90
5	16QAM	12	7	21.74	21.84	21.97	19.72	19.82	20.00
5	16QAM	12	13	21.62	21.71	21.86	19.61	19.73	19.90
5	16QAM	25	0	21.66	21.72	21.87	19.63	19.73	19.90
5	64QAM	1	0	21.69	21.87	22.01	19.69	19.80	19.99
5	64QAM	1	12	21.83	22.02	22.12	19.88	19.98	20.14
5	64QAM	1	24	21.62	21.83	21.93	19.62	19.73	19.95
5	64QAM	12	0	20.69	20.77	20.96	19.71	19.82	19.92
5	64QAM	12	7	20.76	20.89	21.03	19.77	19.87	20.06
5	64QAM	12	13	20.69	20.78	20.90	19.68	19.78	19.92
5	64QAM	25	0	20.64	20.73	20.91	19.62	19.76	19.89
Channel				131987	132322	132657	131987	132322	132657
Frequency (MHz)				1711.5	1745	1778.5	1711.5	1745	1778.5
3	QPSK	1	0	23.46	23.61	23.75	19.48	19.58	19.75
3	QPSK	1	8	23.59	23.71	23.88	19.60	19.69	19.85
3	QPSK	1	14	23.45	23.57	23.73	19.47	19.53	19.71
3	QPSK	8	0	22.60	22.67	22.85	19.59	19.67	19.85
3	QPSK	8	4	22.66	22.73	22.90	19.65	19.73	19.88
3	QPSK	8	7	22.59	22.64	22.84	19.57	19.67	19.83
3	QPSK	15	0	22.62	22.66	22.85	19.57	19.65	19.84
3	16QAM	1	0	22.82	22.95	23.06	19.77	19.89	20.06
3	16QAM	1	8	22.93	23.08	23.23	19.90	20.01	20.17
3	16QAM	1	14	22.70	22.91	23.03	19.75	19.81	20.00
3	16QAM	8	0	21.74	21.79	21.95	19.71	19.81	19.96
3	16QAM	8	4	21.79	21.87	22.06	19.76	19.89	20.03



3	16QAM	8	7	21.71	21.77	21.97	19.70	19.79	19.99
3	16QAM	15	0	21.70	21.77	21.96	19.70	19.79	19.95
3	64QAM	1	0	21.74	21.81	22.00	19.72	19.83	20.00
3	64QAM	1	8	21.84	21.98	22.12	19.86	19.97	20.11
3	64QAM	1	14	21.69	21.80	21.97	19.71	19.77	19.94
3	64QAM	8	0	20.71	20.80	20.97	19.72	19.80	19.97
3	64QAM	8	4	20.77	20.86	21.04	19.78	19.89	20.05
3	64QAM	8	7	20.72	20.78	20.97	19.70	19.83	19.96
3	64QAM	15	0	20.68	20.79	20.93	19.69	19.79	19.93
Channel				131979	132322	132665	131979	132322	132665
Frequency (MHz)				1710.7	1745	1779.3	1710.7	1745	1779.3
1.4	QPSK	1	0	23.49	23.64	23.76	19.49	19.62	19.79
1.4	QPSK	1	3	23.57	23.75	23.85	19.58	19.69	19.87
1.4	QPSK	1	5	23.47	23.65	23.76	19.50	19.58	19.78
1.4	QPSK	3	0	23.54	23.71	23.82	19.57	19.66	19.85
1.4	QPSK	3	1	23.57	23.74	23.86	19.61	19.70	19.88
1.4	QPSK	3	3	23.54	23.71	23.83	19.55	19.65	19.82
1.4	QPSK	6	0	22.53	22.68	22.81	19.56	19.65	19.83
1.4	16QAM	1	0	22.81	23.00	23.08	19.83	19.90	20.07
1.4	16QAM	1	3	22.92	23.10	23.20	19.90	20.00	20.20
1.4	16QAM	1	5	22.82	22.98	23.08	19.77	19.89	20.06
1.4	16QAM	3	0	22.60	22.82	22.92	19.63	19.74	19.91
1.4	16QAM	3	1	22.68	22.87	22.96	19.69	19.76	19.97
1.4	16QAM	3	3	22.63	22.78	22.89	19.62	19.73	19.89
1.4	16QAM	6	0	21.71	21.80	21.96	19.71	19.83	19.99
1.4	64QAM	1	0	21.76	21.89	21.99	19.79	19.88	20.04
1.4	64QAM	1	3	21.84	22.00	22.10	19.89	19.95	20.14
1.4	64QAM	1	5	21.73	21.87	21.99	19.76	19.85	20.04
1.4	64QAM	3	0	21.72	21.90	22.03	19.78	19.88	20.05
1.4	64QAM	3	1	21.80	21.97	22.08	19.83	19.92	20.11
1.4	64QAM	3	3	21.73	21.90	22.00	19.77	19.87	20.06
1.4	64QAM	6	0	20.65	20.74	20.90	19.66	19.77	19.94



Power Selection				Head / Near body / Hotspot / Product specific		
Transmit Antenna				Ant 0		
Max. Power				24.6		
BW [MHz]	Modulation	RB Size	RB Offset	Power Low Ch. / Freq.	Power Middle Ch. / Freq.	Power High Ch. / Freq.
Channel				133222	133322	133372
Frequency (MHz)				673	683	688
20	QPSK	1	0	24.01	23.99	23.93
20	QPSK	1	49	23.97	23.86	23.92
20	QPSK	1	99	23.95	24.08	24.13
20	QPSK	50	0	23.05	22.96	22.94
20	QPSK	50	24	23.04	22.92	22.99
20	QPSK	50	50	23.06	22.99	23.04
20	QPSK	100	0	23.06	22.95	23.05
20	16QAM	1	0	23.28	23.29	23.25
20	16QAM	1	49	23.30	23.21	23.25
20	16QAM	1	99	23.27	23.36	23.40
20	16QAM	50	0	22.18	22.06	21.99
20	16QAM	50	24	22.13	22.01	22.06
20	16QAM	50	50	22.10	22.08	22.13
20	16QAM	100	0	22.12	22.02	22.07
20	64QAM	1	0	22.20	22.20	22.12
20	64QAM	1	49	22.21	22.10	22.15
20	64QAM	1	99	22.11	22.26	22.29
20	64QAM	50	0	21.20	21.08	21.03
20	64QAM	50	24	21.16	21.03	21.11
20	64QAM	50	50	21.13	21.13	21.15
20	64QAM	100	0	21.13	21.03	21.09
Channel				133197	133297	133397
Frequency (MHz)				670.5	680.5	690.5
15	QPSK	1	0	23.98	23.97	24.07
15	QPSK	1	37	23.90	23.89	24.10
15	QPSK	1	74	23.94	23.99	24.10
15	QPSK	36	0	23.03	22.97	23.04
15	QPSK	36	20	23.06	22.95	23.08
15	QPSK	36	39	23.00	22.94	23.11
15	QPSK	75	0	23.06	22.93	23.03
15	16QAM	1	0	23.24	23.26	23.38
15	16QAM	1	37	23.17	23.18	23.39
15	16QAM	1	74	23.27	23.27	23.45
15	16QAM	36	0	22.08	22.04	22.11
15	16QAM	36	20	22.15	22.03	22.14
15	16QAM	36	39	22.09	21.99	22.20
15	16QAM	75	0	22.13	22.01	22.11
15	64QAM	1	0	22.23	22.22	22.29
15	64QAM	1	37	22.17	22.12	22.35
15	64QAM	1	74	22.20	22.19	22.37
15	64QAM	36	0	21.11	21.09	21.15
15	64QAM	36	20	21.20	21.08	21.16
15	64QAM	36	39	21.12	21.03	21.24
15	64QAM	75	0	21.13	21.03	21.14
Channel				133172	133272	133422
Frequency (MHz)				668	678	693
10	QPSK	1	0	24.02	23.99	24.00
10	QPSK	1	25	23.94	23.91	24.09



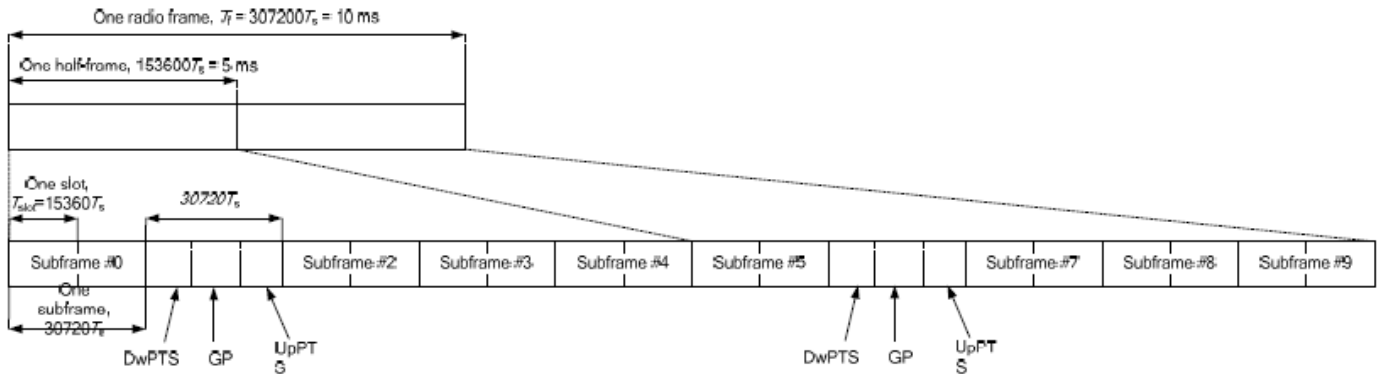
10	QPSK	1	49	24.02	23.88	24.12
10	QPSK	25	0	23.02	22.97	23.05
10	QPSK	25	12	23.02	22.97	23.14
10	QPSK	25	25	23.08	22.92	23.09
10	QPSK	50	0	23.09	22.98	23.16
10	16QAM	1	0	23.27	23.32	23.34
10	16QAM	1	25	23.24	23.26	23.41
10	16QAM	1	49	23.33	23.21	23.43
10	16QAM	25	0	22.14	22.05	22.08
10	16QAM	25	12	22.15	22.05	22.26
10	16QAM	25	25	22.13	22.00	22.16
10	16QAM	50	0	22.17	22.02	22.20
10	64QAM	1	0	22.27	22.23	22.30
10	64QAM	1	25	22.21	22.21	22.39
10	64QAM	1	49	22.25	22.18	22.41
10	64QAM	25	0	21.14	21.07	21.15
10	64QAM	25	12	21.14	21.10	21.28
10	64QAM	25	25	21.16	21.03	21.19
10	64QAM	50	0	21.20	21.07	21.20
Channel				133147	133247	133447
Frequency (MHz)				665.5	675.5	695.5
5	QPSK	1	0	23.91	23.99	24.09
5	QPSK	1	12	23.98	23.97	24.12
5	QPSK	1	24	23.92	23.93	24.11
5	QPSK	12	0	23.03	23.01	23.12
5	QPSK	12	7	23.06	23.00	23.12
5	QPSK	12	13	22.99	22.98	23.20
5	QPSK	25	0	23.02	22.97	23.11
5	16QAM	1	0	23.17	23.31	23.40
5	16QAM	1	12	23.20	23.29	23.46
5	16QAM	1	24	23.18	23.24	23.42
5	16QAM	12	0	22.13	22.09	22.21
5	16QAM	12	7	22.11	22.10	22.22
5	16QAM	12	13	22.07	22.06	22.30
5	16QAM	25	0	22.14	22.09	22.17
5	64QAM	1	0	22.20	22.21	22.31
5	64QAM	1	12	22.16	22.19	22.40
5	64QAM	1	24	22.14	22.16	22.35
5	64QAM	12	0	21.15	21.15	21.26
5	64QAM	12	7	21.17	21.18	21.27
5	64QAM	12	13	21.15	21.12	21.36
5	64QAM	25	0	21.11	21.09	21.20

**<TDD LTE SAR Measurement>**

TDD LTE configuration setup for SAR measurement

SAR was tested with a fixed periodic duty factor according to the highest transmission duty factor implemented for the device and supported by 3GPP.

- d. 3GPP TS 36.211 section 4.2 for Type 2 Frame Structure and Table 4.2-2 for uplink-downlink configurations
- e. "special subframe S" contains both uplink and downlink transmissions, it has been taken into consideration to determine the transmission duty factor according to the worst case uplink and downlink cyclic prefix requirements for UpPTS
- f. Establishing connections with base station simulators ensure a consistent means for testing SAR and recommended for evaluating SAR. The Anritsu MT8820C (firmware: #22.52#004) was used for LTE output power measurements and SAR testing.



**Figure 4.2-1: Frame structure type 2 (for 5 ms switch-point periodicity).**

**Table 4.2-2: Uplink-downlink configurations.**

Uplink-downlink configuration	Downlink-to-Uplink Switch-point periodicity	Subframe number									
		0	1	2	3	4	5	6	7	8	9
0	5 ms	D	S	U	U	U	D	S	U	U	U
1	5 ms	D	S	U	U	D	D	S	U	U	D
2	5 ms	D	S	U	D	D	D	S	U	D	D
3	10 ms	D	S	U	U	U	D	D	D	D	D
4	10 ms	D	S	U	U	D	D	D	D	D	D
5	10 ms	D	S	U	D	D	D	D	D	D	D
6	5 ms	D	S	U	U	U	D	S	U	U	D

**Table 4.2-1: Configuration of special subframe (lengths of DwPTS/GP/UpPTS).**

Special subframe configuration	Normal cyclic prefix in downlink			Extended cyclic prefix in downlink		
	DwPTS	UpPTS		DwPTS	UpPTS	
		Normal cyclic prefix in uplink	Extended cyclic prefix in uplink		Normal cyclic prefix in uplink	Extended cyclic prefix in uplink
0	6592 · Ts	2192 · Ts	2560 · Ts	7680 · Ts	2192 · Ts	2560 · Ts
1	19760 · Ts			20480 · Ts		
2	21952 · Ts			23040 · Ts		
3	24144 · Ts			25600 · Ts		
4	26336 · Ts			7680 · Ts	4384 · Ts	5120 · Ts
5	6592 · Ts	4384 · Ts	5120 · Ts	20480 · Ts		
6	19760 · Ts			23040 · Ts		
7	21952 · Ts			12800 · Ts		
8	24144 · Ts			-	-	-
9	13168 · Ts			-	-	-



<b>Special subframe (30720·T<sub>s</sub>): Normal cyclic prefix in downlink (UpPTS)</b>			
	<b>Special subframe configuration</b>	<b>Normal cyclic prefix in uplink</b>	<b>Extended cyclic prefix in uplink</b>
<b>Uplink duty factor in one special subframe</b>	<b>0~4</b>	7.13%	8.33%
	<b>5~9</b>	14.3%	16.7%

<b>Special subframe(30720·T<sub>s</sub>): Extended cyclic prefix in downlink (UpPTS)</b>			
	<b>Special subframe configuration</b>	<b>Normal cyclic prefix in uplink</b>	<b>Extended cyclic prefix in uplink</b>
<b>Uplink duty factor in one special subframe</b>	<b>0~3</b>	7.13%	8.33%
	<b>4~7</b>	14.3%	16.7%

The highest duty factor is resulted from:

- viii. Uplink-downlink configuration: 0. In a half-frame consisted of 5 subframes, uplink operation is in 3 uplink subframes and 1 special subframe.
- ix. special subframe configuration: 5-9 for normal cyclic prefix in downlink, 4-7 for extended cyclic prefix in downlink
- x. for special subframe with extended cyclic prefix in uplink, the total uplink duty factor in one half-frame is:  $(3+0.167)/5 = 63.3\%$
- xi. for special subframe with normal cyclic prefix in uplink, the total uplink duty factor in one half-frame is:  $(3+0.143)/5 = 62.9\%$
- xii. For TDD LTE SAR measurement, the duty cycle 1:1.59 (62.9 %) was used perform testing and considering the theoretical duty cycle of 63.3% for extended cyclic prefix in the uplink, and the theoretical duty cycle of 62.9% for normal cyclic prefix in uplink, a scaling factor of extended cyclic prefix  $63.3\%/62.9\% = 1.006$  is applied to scale-up the measured SAR result. The scaled TDD LTE SAR = measured SAR (W/kg)\* Tune-up Scaling Factor\* scaling factor for extended cyclic prefix.
- xiii. The device supports Power Class 3 uplink-downlink configurations 0 and 6, and Power Class 2 uplink-downlink configurations 1 to 5 operations for LTE Band 41
- xiv. The highest available duty cycle for Power Class 2 operation is 43.3% using UL-DL configuration 1, for Power Class 3 operation is 63.3% using UL-DL configuration 0. Per FCC Guidance, all SAR tests were performed using Power Class 3. SAR with Power Class 2 at the available duty factor was additionally performed for the Power Class 3 configuration with the highest SAR among all exposure condition





<LTE Band 38>

Power Selection				Head		
Transmit Antenna				Ant 2		
Max. Power				25.7		
BW [MHz]	Modulation	RB Size	RB Offset	Power Low Ch. / Freq.	Power Middle Ch. / Freq.	Power High Ch. / Freq.
Channel				37850	38000	38150
Frequency (MHz)				2580	2595	2610
20	QPSK	1	0	25.31	25.43	25.42
20	QPSK	1	49	25.29	25.40	25.30
20	QPSK	1	99	25.42	25.42	25.36
20	QPSK	50	0	24.35	24.49	24.48
20	QPSK	50	24	24.46	24.47	24.49
20	QPSK	50	50	24.49	24.48	24.36
20	QPSK	100	0	24.48	24.47	24.48
20	16QAM	1	0	24.41	24.54	24.56
20	16QAM	1	49	24.38	24.50	24.42
20	16QAM	1	99	24.53	24.55	24.46
20	16QAM	50	0	23.41	23.53	23.57
20	16QAM	50	24	23.56	23.56	23.56
20	16QAM	50	50	23.55	23.56	23.47
20	16QAM	100	0	23.54	23.54	23.55
20	64QAM	1	0	23.13	23.25	23.28
20	64QAM	1	49	23.12	23.24	23.14
20	64QAM	1	99	23.26	23.29	23.19
20	64QAM	50	0	22.40	22.53	22.54
20	64QAM	50	24	22.51	22.54	22.56
20	64QAM	50	50	22.54	22.54	22.44
20	64QAM	100	0	22.53	22.55	22.55
Channel				37825	38000	38175
Frequency (MHz)				2577.5	2595	2612.5
15	QPSK	1	0	25.31	25.36	25.40
15	QPSK	1	37	25.25	25.33	25.22
15	QPSK	1	74	25.27	25.38	25.27
15	QPSK	36	0	24.32	24.49	24.41
15	QPSK	36	20	24.38	24.28	24.48
15	QPSK	36	39	24.48	24.35	24.32
15	QPSK	75	0	24.45	24.37	24.28
15	16QAM	1	0	24.34	24.38	24.40
15	16QAM	1	37	24.18	24.31	24.36
15	16QAM	1	74	24.45	24.51	24.33
15	16QAM	36	0	23.34	23.36	23.44
15	16QAM	36	20	23.37	23.56	23.45
15	16QAM	36	39	23.52	23.46	23.39
15	16QAM	75	0	23.36	23.43	23.50
15	64QAM	1	0	23.03	23.18	23.28
15	64QAM	1	37	22.94	23.15	22.94
15	64QAM	1	74	23.25	23.23	23.10
15	64QAM	36	0	22.32	22.48	22.47
15	64QAM	36	20	22.40	22.34	22.48
15	64QAM	36	39	22.49	22.43	22.42
15	64QAM	75	0	22.49	22.52	22.40
Channel				37800	38000	38200
Frequency (MHz)				2575	2595	2615
10	QPSK	1	0	25.18	25.31	25.32
10	QPSK	1	25	25.14	25.22	25.13



**FCC SAR TEST REPORT**

**Report No. : FA902114**

10	QPSK	1	49	25.07	25.24	25.18
10	QPSK	25	0	24.12	24.34	24.34
10	QPSK	25	12	24.32	24.18	24.35
10	QPSK	25	25	24.38	24.24	24.31
10	QPSK	50	0	24.44	24.35	24.22
10	16QAM	1	0	24.16	24.33	24.31
10	16QAM	1	25	24.04	24.30	24.36
10	16QAM	1	49	24.27	24.45	24.22
10	16QAM	25	0	23.25	23.22	23.24
10	16QAM	25	12	23.19	23.54	23.41
10	16QAM	25	25	23.51	23.40	23.39
10	16QAM	50	0	23.25	23.24	23.44
10	64QAM	1	0	22.96	23.05	23.11
10	64QAM	1	25	22.82	23.08	22.86
10	64QAM	1	49	23.24	23.15	22.91
10	64QAM	25	0	22.18	22.38	22.43
10	64QAM	25	12	22.24	22.32	22.36
10	64QAM	25	25	22.38	22.43	22.41
10	64QAM	50	0	22.40	22.42	22.36
Channel				37775	38000	38225
Frequency (MHz)				2572.5	2595	2617.5
5	QPSK	1	0	25.03	25.23	25.29
5	QPSK	1	12	25.01	25.07	24.98
5	QPSK	1	24	25.04	25.24	25.17
5	QPSK	12	0	23.98	24.18	24.16
5	QPSK	12	7	24.30	24.18	24.33
5	QPSK	12	13	24.23	24.23	24.23
5	QPSK	25	0	24.33	24.15	24.20
5	16QAM	1	0	24.01	24.15	24.21
5	16QAM	1	12	23.93	24.30	24.28
5	16QAM	1	24	24.25	24.44	24.05
5	16QAM	12	0	23.08	23.06	23.14
5	16QAM	12	7	23.15	23.35	23.33
5	16QAM	12	13	23.48	23.35	23.34
5	16QAM	25	0	23.08	23.15	23.35
5	64QAM	1	0	22.85	23.01	22.98
5	64QAM	1	12	22.75	22.98	22.80
5	64QAM	1	24	23.14	23.12	22.81
5	64QAM	12	0	22.01	22.21	22.37
5	64QAM	12	7	22.13	22.26	22.26
5	64QAM	12	13	22.36	22.26	22.32
5	64QAM	25	0	22.23	22.31	22.33



Power Selection				Hotspot / Near body / Product Specific		
Transmit Antenna				Ant 2		
Max. Power				21.7		
BW [MHz]	Modulation	RB Size	RB Offset	Power Low Ch. / Freq.	Power Middle Ch. / Freq.	Power High Ch. / Freq.
Channel				37850	38000	38150
Frequency (MHz)				2580	2595	2610
20	QPSK	1	0	20.95	21.08	21.07
20	QPSK	1	49	21.00	21.11	21.01
20	QPSK	1	99	21.18	21.20	21.08
20	QPSK	50	0	21.08	21.18	21.18
20	QPSK	50	24	21.20	21.22	21.22
20	QPSK	50	50	21.22	21.24	21.14
20	QPSK	100	0	21.20	21.23	21.23
20	16QAM	1	0	21.07	21.15	21.17
20	16QAM	1	49	21.06	21.21	21.14
20	16QAM	1	99	21.23	21.26	21.17
20	16QAM	50	0	21.13	21.23	21.23
20	16QAM	50	24	21.28	21.30	21.27
20	16QAM	50	50	21.27	21.29	21.20
20	16QAM	100	0	21.27	21.27	21.25
20	64QAM	1	0	20.80	20.89	20.91
20	64QAM	1	49	20.82	20.94	20.83
20	64QAM	1	99	20.97	20.99	20.90
20	64QAM	50	0	21.11	21.22	21.23
20	64QAM	50	24	21.26	21.27	21.25
20	64QAM	50	50	21.27	21.27	21.18
20	64QAM	100	0	21.26	21.25	21.26
Channel				37825	38000	38175
Frequency (MHz)				2577.5	2595	2612.5
15	QPSK	1	0	20.99	21.09	21.10
15	QPSK	1	37	20.98	21.10	21.03
15	QPSK	1	74	21.18	21.23	21.11
15	QPSK	36	0	21.00	21.11	21.13
15	QPSK	36	20	21.04	21.18	21.08
15	QPSK	36	39	21.15	21.18	21.09
15	QPSK	75	0	21.16	21.19	21.20
15	16QAM	1	0	21.04	21.16	21.17
15	16QAM	1	37	21.04	21.15	21.07
15	16QAM	1	74	21.24	21.28	21.19
15	16QAM	36	0	21.04	21.14	21.15
15	16QAM	36	20	21.07	21.20	21.11
15	16QAM	36	39	21.17	21.20	21.11
15	16QAM	75	0	21.20	21.24	21.24
15	64QAM	1	0	20.79	20.91	20.90
15	64QAM	1	37	20.81	20.92	20.84
15	64QAM	1	74	20.98	21.02	20.93
15	64QAM	36	0	21.04	21.18	21.19
15	64QAM	36	20	21.09	21.22	21.13
15	64QAM	36	39	21.20	21.23	21.13
15	64QAM	75	0	21.22	21.23	21.24
Channel				37800	38000	38200
Frequency (MHz)				2575	2595	2615
10	QPSK	1	0	20.95	21.10	20.98
10	QPSK	1	25	20.95	21.09	21.00



**FCC SAR TEST REPORT**

**Report No. : FA902114**

10	QPSK	1	49	21.05	21.15	21.09
10	QPSK	25	0	20.95	21.09	21.00
10	QPSK	25	12	20.99	21.14	21.07
10	QPSK	25	25	21.02	21.15	21.07
10	QPSK	50	0	21.02	21.16	21.09
10	16QAM	1	0	21.04	21.16	21.07
10	16QAM	1	25	21.03	21.15	21.07
10	16QAM	1	49	21.07	21.19	21.11
10	16QAM	25	0	21.07	21.17	21.10
10	16QAM	25	12	21.09	21.22	21.14
10	16QAM	25	25	21.10	21.22	21.16
10	16QAM	50	0	21.09	21.20	21.14
10	64QAM	1	0	20.77	20.89	20.80
10	64QAM	1	25	20.79	20.91	20.84
10	64QAM	1	49	20.81	20.96	20.88
10	64QAM	25	0	21.07	21.21	21.13
10	64QAM	25	12	21.12	21.27	21.18
10	64QAM	25	25	21.13	21.26	21.16
10	64QAM	50	0	21.08	21.20	21.12
Channel				37775	38000	38225
Frequency (MHz)				2572.5	2595	2617.5
5	QPSK	1	0	20.93	21.05	20.99
5	QPSK	1	12	20.95	21.10	21.02
5	QPSK	1	24	20.92	21.05	21.00
5	QPSK	12	0	20.96	21.10	21.01
5	QPSK	12	7	21.02	21.15	21.07
5	QPSK	12	13	20.98	21.15	21.04
5	QPSK	25	0	20.99	21.13	21.06
5	16QAM	1	0	20.96	21.10	21.04
5	16QAM	1	12	21.02	21.17	21.06
5	16QAM	1	24	21.04	21.18	21.10
5	16QAM	12	0	20.99	21.09	21.06
5	16QAM	12	7	21.03	21.15	21.10
5	16QAM	12	13	21.02	21.15	21.09
5	16QAM	25	0	21.09	21.20	21.15
5	64QAM	1	0	20.74	20.88	20.80
5	64QAM	1	12	20.78	20.92	20.83
5	64QAM	1	24	20.79	20.95	20.87
5	64QAM	12	0	21.03	21.16	21.10
5	64QAM	12	7	21.07	21.21	21.13
5	64QAM	12	13	21.06	21.18	21.12
5	64QAM	25	0	21.08	21.23	21.16



<LTE Band 41>

Power Selection				Head				
Transmit Antenna				Ant 2				
Max. Power				25				
BW [MHz]	Modulation	RB Size	RB Offset	Power Low Ch. / Freq.	Power Low Middle Ch. / Freq.	Power Middle Ch. / Freq.	Power High Middle Ch. / Freq.	Power High Ch. / Freq.
Channel				39750	40185	40620	41055	41490
Frequency (MHz)				2506	2549.5	2593	2636.5	2680
20	QPSK	1	0	23.91	23.99	24.06	24.09	24.11
20	QPSK	1	49	23.78	23.87	23.95	23.89	23.98
20	QPSK	1	99	23.79	23.92	23.97	23.89	23.96
20	QPSK	50	0	22.97	23.05	23.14	23.16	23.17
20	QPSK	50	24	22.95	23.05	23.12	23.13	23.12
20	QPSK	50	50	22.89	23.01	23.09	22.99	23.06
20	QPSK	100	0	22.95	23.03	23.10	23.11	23.10
20	16QAM	1	0	23.02	23.14	23.19	23.22	23.22
20	16QAM	1	49	22.90	22.98	23.07	22.98	23.07
20	16QAM	1	99	22.88	22.98	23.08	23.00	23.05
20	16QAM	50	0	22.04	22.12	22.21	22.22	22.21
20	16QAM	50	24	22.00	22.10	22.18	22.21	22.19
20	16QAM	50	50	21.99	22.06	22.14	22.05	22.13
20	16QAM	100	0	21.99	22.09	22.16	22.20	22.18
20	64QAM	1	0	21.75	21.85	21.91	21.94	21.93
20	64QAM	1	49	21.62	21.71	21.77	21.71	21.81
20	64QAM	1	99	21.61	21.71	21.80	21.73	21.80
20	64QAM	50	0	21.02	21.10	21.18	21.22	21.20
20	64QAM	50	24	21.00	21.08	21.18	21.17	21.21
20	64QAM	50	50	20.97	21.05	21.14	21.04	21.14
20	64QAM	100	0	21.00	21.11	21.16	21.19	21.18
Channel				39725	40173	40620	41068	41515
Frequency (MHz)				2503.5	2548.3	2593	2637.8	2682.5
15	QPSK	1	0	23.89	23.87	24.02	23.89	24.02
15	QPSK	1	37	23.63	23.80	23.90	23.75	23.80
15	QPSK	1	74	23.73	23.77	23.89	23.80	23.85
15	QPSK	36	0	22.97	22.93	23.10	23.01	23.00
15	QPSK	36	20	22.89	22.99	23.10	23.07	23.00
15	QPSK	36	39	22.86	23.01	23.05	22.92	22.99
15	QPSK	75	0	22.83	23.02	22.93	23.03	23.08
15	16QAM	1	0	22.82	23.13	23.07	23.07	23.02
15	16QAM	1	37	22.83	22.85	22.88	22.87	22.88
15	16QAM	1	74	22.80	22.80	22.96	22.80	22.97
15	16QAM	36	0	22.01	22.09	22.07	22.12	22.09
15	16QAM	36	20	21.99	22.06	22.16	22.01	22.07
15	16QAM	36	39	21.98	21.98	22.08	21.85	22.08
15	16QAM	75	0	21.91	22.01	22.06	22.12	22.17
15	64QAM	1	0	21.55	21.66	21.91	21.94	21.75
15	64QAM	1	37	21.46	21.67	21.62	21.58	21.69
15	64QAM	1	74	21.44	21.55	21.74	21.56	21.68
15	64QAM	36	0	21.01	21.06	21.01	21.06	21.08
15	64QAM	36	20	20.97	20.98	21.08	21.12	21.13
15	64QAM	36	39	20.83	20.86	21.08	21.00	21.05
15	64QAM	75	0	20.86	20.97	21.15	21.09	21.00
Channel				39700	40160	40620	41080	41540
Frequency (MHz)				2501	2547	2593	2639	2685
10	QPSK	1	0	23.89	23.76	23.96	23.78	24.00
10	QPSK	1	25	23.58	23.79	23.90	23.75	23.68



**FCC SAR TEST REPORT**

**Report No. : FA9O2114**

10	QPSK	1	49	23.62	23.77	23.87	23.65	23.69
10	QPSK	25	0	22.78	22.75	23.09	22.87	22.80
10	QPSK	25	12	22.78	22.93	23.01	22.90	23.00
10	QPSK	25	25	22.66	22.90	22.86	22.87	22.83
10	QPSK	50	0	22.71	22.91	22.80	22.85	22.94
10	16QAM	1	0	22.77	23.13	22.95	22.90	22.99
10	16QAM	1	25	22.82	22.85	22.71	22.83	22.88
10	16QAM	1	49	22.72	22.79	22.87	22.73	22.93
10	16QAM	25	0	21.98	21.91	22.02	21.95	21.96
10	16QAM	25	12	21.91	21.94	21.99	21.95	21.96
10	16QAM	25	25	21.84	21.82	22.01	21.70	22.06
10	16QAM	50	0	21.75	21.98	22.06	22.05	22.05
10	64QAM	1	0	21.45	21.55	21.79	21.94	21.58
10	64QAM	1	25	21.26	21.56	21.62	21.56	21.52
10	64QAM	1	49	21.43	21.42	21.54	21.39	21.58
10	64QAM	25	0	20.84	21.02	20.90	20.87	21.04
10	64QAM	25	12	20.92	20.97	21.02	21.05	20.94
10	64QAM	25	25	20.63	20.69	20.96	20.80	20.86
10	64QAM	50	0	20.69	20.97	21.15	20.93	20.99
Channel				39675	40148	40620	41093	41565
Frequency (MHz)				2498.5	2545.8	2593	2640.30	2687.5
5	QPSK	1	0	23.74	23.61	23.78	23.72	23.95
5	QPSK	1	12	23.56	23.78	23.84	23.71	23.67
5	QPSK	1	24	23.47	23.72	23.86	23.52	23.66
5	QPSK	12	0	22.62	22.69	22.94	22.77	22.67
5	QPSK	12	7	22.67	22.77	22.81	22.88	22.90
5	QPSK	12	13	22.65	22.75	22.69	22.67	22.71
5	QPSK	25	0	22.53	22.81	22.76	22.85	22.76
5	16QAM	1	0	22.57	23.09	22.84	22.81	22.86
5	16QAM	1	12	22.67	22.65	22.52	22.82	22.83
5	16QAM	1	24	22.57	22.60	22.87	22.69	22.82
5	16QAM	12	0	21.97	21.71	21.92	21.85	21.94
5	16QAM	12	7	21.81	21.79	21.83	21.78	21.78
5	16QAM	12	13	21.66	21.82	21.83	21.51	21.92
5	16QAM	25	0	21.65	21.85	21.97	21.96	21.87
5	64QAM	1	0	21.31	21.50	21.76	21.83	21.58
5	64QAM	1	12	21.08	21.45	21.58	21.51	21.39
5	64QAM	1	24	21.33	21.42	21.53	21.37	21.56
5	64QAM	12	0	20.74	20.83	20.77	20.84	20.96
5	64QAM	12	7	20.79	20.77	20.96	21.05	20.88
5	64QAM	12	13	20.45	20.62	20.95	20.70	20.69
5	64QAM	25	0	20.62	20.95	21.02	20.89	20.93



Power Selection				Hotspot / Near body / Product Specific				
Transmit Antenna				Ant 2				
Max. Power				20				
BW [MHz]	Modulation	RB Size	RB Offset	Power Low Ch. / Freq.	Power Low Middle Ch. / Freq.	Power Middle Ch. / Freq.	Power High Middle Ch. / Freq.	Power High Ch. / Freq.
Channel				39750	40185	40620	41055	41490
Frequency (MHz)				2506	2549.5	2593	2636.5	2680
20	QPSK	1	0	18.63	18.70	18.73	18.79	18.75
20	QPSK	1	49	18.58	18.64	18.67	18.62	18.66
20	QPSK	1	99	18.59	18.70	18.74	18.66	18.64
20	QPSK	50	0	18.68	18.75	18.77	18.79	18.75
20	QPSK	50	24	18.67	18.73	18.74	18.79	18.72
20	QPSK	50	50	18.63	18.71	18.73	18.66	18.69
20	QPSK	100	0	18.65	18.71	18.75	18.79	18.69
20	16QAM	1	0	18.80	18.85	18.90	18.91	18.88
20	16QAM	1	49	18.67	18.80	18.82	18.69	18.72
20	16QAM	1	99	18.71	18.81	18.84	18.71	18.76
20	16QAM	50	0	18.78	18.85	18.85	18.87	18.83
20	16QAM	50	24	18.77	18.81	18.85	18.88	18.85
20	16QAM	50	50	18.75	18.79	18.84	18.77	18.76
20	16QAM	100	0	18.78	18.81	18.85	18.86	18.81
20	64QAM	1	0	18.58	18.64	18.62	18.65	18.64
20	64QAM	1	49	18.48	18.52	18.55	18.47	18.54
20	64QAM	1	99	18.48	18.55	18.58	18.52	18.49
20	64QAM	50	0	18.79	18.86	18.89	18.90	18.86
20	64QAM	50	24	18.76	18.85	18.85	18.88	18.85
20	64QAM	50	50	18.74	18.82	18.85	18.77	18.78
20	64QAM	100	0	18.76	18.84	18.86	18.89	18.81
Channel				39725	40173	40620	41068	41515
Frequency (MHz)				2503.5	2548.3	2593	2637.8	2682.5
15	QPSK	1	0	18.66	18.73	18.74	18.74	18.72
15	QPSK	1	37	18.56	18.64	18.66	18.60	18.65
15	QPSK	1	74	18.62	18.65	18.72	18.65	18.62
15	QPSK	36	0	18.65	18.71	18.73	18.74	18.71
15	QPSK	36	20	18.66	18.70	18.75	18.69	18.70
15	QPSK	36	39	18.61	18.68	18.73	18.65	18.65
15	QPSK	75	0	18.61	18.70	18.72	18.75	18.69
15	16QAM	1	0	18.75	18.85	18.88	18.91	18.87
15	16QAM	1	37	18.66	18.76	18.80	18.68	18.77
15	16QAM	1	74	18.72	18.82	18.82	18.69	18.75
15	16QAM	36	0	18.66	18.77	18.80	18.78	18.76
15	16QAM	36	20	18.71	18.74	18.77	18.72	18.74
15	16QAM	36	39	18.66	18.74	18.74	18.71	18.69
15	16QAM	75	0	18.73	18.81	18.82	18.85	18.79
15	64QAM	1	0	18.50	18.59	18.62	18.64	18.60
15	64QAM	1	37	18.49	18.53	18.58	18.48	18.52
15	64QAM	1	74	18.47	18.53	18.59	18.52	18.52
15	64QAM	36	0	18.74	18.79	18.81	18.83	18.81
15	64QAM	36	20	18.74	18.80	18.84	18.76	18.80
15	64QAM	36	39	18.71	18.77	18.84	18.73	18.76
15	64QAM	75	0	18.72	18.79	18.82	18.86	18.78
Channel				39700	40160	40620	41080	41540
Frequency (MHz)				2501	2547	2593	2639	2685
10	QPSK	1	0	18.55	18.64	18.70	18.66	18.68
10	QPSK	1	25	18.57	18.64	18.68	18.64	18.64



**FCC SAR TEST REPORT**

**Report No. : FA9O2114**

10	QPSK	1	49	18.55	18.63	18.71	18.62	18.68
10	QPSK	25	0	18.59	18.70	18.70	18.66	18.68
10	QPSK	25	12	18.59	18.70	18.74	18.65	18.73
10	QPSK	25	25	18.59	18.67	18.72	18.62	18.66
10	QPSK	50	0	18.60	18.69	18.70	18.65	18.73
10	16QAM	1	0	18.72	18.83	18.84	18.72	18.88
10	16QAM	1	25	18.72	18.80	18.82	18.76	18.79
10	16QAM	1	49	18.61	18.75	18.80	18.70	18.78
10	16QAM	25	0	18.71	18.78	18.81	18.74	18.82
10	16QAM	25	12	18.72	18.79	18.85	18.75	18.80
10	16QAM	25	25	18.69	18.78	18.78	18.77	18.79
10	16QAM	50	0	18.68	18.81	18.82	18.76	18.77
10	64QAM	1	0	18.49	18.58	18.56	18.52	18.60
10	64QAM	1	25	18.48	18.54	18.59	18.49	18.52
10	64QAM	1	49	18.45	18.51	18.53	18.48	18.55
10	64QAM	25	0	18.75	18.83	18.85	18.82	18.85
10	64QAM	25	12	18.75	18.83	18.90	18.82	18.84
10	64QAM	25	25	18.76	18.81	18.86	18.78	18.83
10	64QAM	50	0	18.71	18.79	18.82	18.77	18.80
Channel				39675	40148	40620	41093	41565
Frequency (MHz)				2498.5	2545.8	2593	2640.30	2687.5
5	QPSK	1	0	18.52	18.64	18.65	18.61	18.64
5	QPSK	1	12	18.53	18.62	18.68	18.60	18.65
5	QPSK	1	24	18.45	18.56	18.62	18.52	18.58
5	QPSK	12	0	18.58	18.64	18.69	18.63	18.67
5	QPSK	12	7	18.59	18.68	18.72	18.65	18.68
5	QPSK	12	13	18.58	18.63	18.68	18.62	18.69
5	QPSK	25	0	18.57	18.64	18.70	18.62	18.68
5	16QAM	1	0	18.64	18.76	18.76	18.66	18.72
5	16QAM	1	12	18.67	18.77	18.81	18.73	18.79
5	16QAM	1	24	18.62	18.72	18.79	18.64	18.72
5	16QAM	12	0	18.65	18.70	18.76	18.67	18.73
5	16QAM	12	7	18.63	18.74	18.78	18.72	18.71
5	16QAM	12	13	18.61	18.68	18.74	18.66	18.70
5	16QAM	25	0	18.67	18.77	18.79	18.71	18.76
5	64QAM	1	0	18.44	18.51	18.55	18.47	18.49
5	64QAM	1	12	18.43	18.53	18.57	18.49	18.52
5	64QAM	1	24	18.40	18.48	18.52	18.50	18.51
5	64QAM	12	0	18.68	18.79	18.80	18.72	18.77
5	64QAM	12	7	18.70	18.80	18.83	18.77	18.79
5	64QAM	12	13	18.65	18.76	18.80	18.70	18.76
5	64QAM	25	0	18.70	18.81	18.84	18.75	18.78





<LTE Band 41 HPUE>

Power Selection				Head				
Transmit Antenna				Ant 2				
Max. Power				26.5				
BW [MHz]	Modulation	RB Size	RB Offset	Power Low Ch. / Freq.	Power Low Middle Ch. / Freq.	Power Middle Ch. / Freq.	Power High Middle Ch. / Freq.	Power High Ch. / Freq.
Channel				39750	40185	40620	41055	41490
Frequency (MHz)				2506	2549.5	2593	2636.5	2680
20	QPSK	1	0	25.45	25.38	25.44	25.48	25.49
20	QPSK	1	49	25.19	25.14	25.20	25.23	25.27
20	QPSK	1	99	25.17	25.09	25.19	25.22	25.22
20	QPSK	50	0	24.36	24.28	24.39	24.42	24.49
20	QPSK	50	24	24.12	24.12	24.13	24.23	24.27
20	QPSK	50	50	24.12	23.99	24.17	24.17	24.19
20	QPSK	100	0	24.25	24.22	24.28	24.29	24.44
20	16QAM	1	0	24.57	24.48	24.67	24.63	24.77
20	16QAM	1	49	24.37	24.41	24.42	24.47	24.50
20	16QAM	1	99	24.38	24.27	24.38	24.43	24.43
20	16QAM	50	0	23.58	23.47	23.64	23.58	23.58
20	16QAM	50	24	23.33	23.41	23.41	23.39	23.28
20	16QAM	50	50	23.33	23.24	23.29	23.43	23.20
20	16QAM	100	0	23.57	23.41	23.61	23.52	23.51
20	64QAM	1	0	23.60	23.45	23.61	23.57	23.62
20	64QAM	1	49	23.28	23.39	23.35	23.41	23.31
20	64QAM	1	99	23.29	23.20	23.27	23.41	23.20
20	64QAM	50	0	22.45	22.38	22.56	22.49	23.57
20	64QAM	50	24	22.20	22.29	22.24	22.34	22.26
20	64QAM	50	50	22.15	22.15	22.14	22.32	22.14
20	64QAM	100	0	22.33	22.33	22.49	22.46	22.54
Channel				39725	40173	40620	41068	41515
Frequency (MHz)				2503.5	2548.3	2593	2637.8	2682.5
15	QPSK	1	0	25.37	25.33	25.34	25.41	25.44
15	QPSK	1	37	25.10	25.06	25.13	25.21	25.17
15	QPSK	1	74	25.10	25.00	25.13	25.19	25.22
15	QPSK	36	0	24.27	24.21	24.30	24.32	24.40
15	QPSK	36	20	24.04	24.08	24.04	24.23	24.27
15	QPSK	36	39	24.10	23.95	24.12	24.12	24.12
15	QPSK	75	0	24.18	24.20	24.20	24.23	24.44
15	16QAM	1	0	24.56	24.48	24.65	24.57	24.68
15	16QAM	1	37	24.29	24.31	24.32	24.40	24.47
15	16QAM	1	74	24.28	24.27	24.32	24.41	24.36
15	16QAM	36	0	23.48	23.37	23.55	23.58	23.54
15	16QAM	36	20	23.26	23.38	23.33	23.36	23.19
15	16QAM	36	39	23.25	23.15	23.26	23.39	23.11
15	16QAM	75	0	23.50	23.32	23.52	23.47	23.44
15	64QAM	1	0	23.53	23.44	23.57	23.47	23.55
15	64QAM	1	37	23.18	23.34	23.28	23.35	23.27
15	64QAM	1	74	23.24	23.17	23.24	23.34	23.17
15	64QAM	36	0	22.40	22.36	22.53	22.48	23.51
15	64QAM	36	20	22.18	22.24	22.20	22.28	22.16
15	64QAM	36	39	22.05	22.08	22.12	22.29	22.12
15	64QAM	75	0	22.27	22.30	22.39	22.43	22.49
Channel				39700	40160	40620	41080	41540
Frequency (MHz)				2501	2547	2593	2639	2685
10	QPSK	1	0	25.42	25.38	25.40	25.40	25.44
10	QPSK	1	25	25.15	25.05	25.18	25.17	25.21



**FCC SAR TEST REPORT**

**Report No. : FA902114**

10	QPSK	1	49	25.09	25.05	25.14	25.17	25.20
10	QPSK	25	0	24.34	24.21	24.38	24.39	24.41
10	QPSK	25	12	24.05	24.03	24.08	24.18	24.22
10	QPSK	25	25	24.05	23.99	24.08	24.15	24.09
10	QPSK	50	0	24.22	24.19	24.18	24.23	24.43
10	16QAM	1	0	24.54	24.41	24.63	24.53	24.73
10	16QAM	1	25	24.29	24.35	24.32	24.40	24.45
10	16QAM	1	49	24.38	24.27	24.35	24.40	24.40
10	16QAM	25	0	23.53	23.45	23.55	23.54	23.49
10	16QAM	25	12	23.32	23.41	23.31	23.33	23.23
10	16QAM	25	25	23.26	23.14	23.24	23.34	23.10
10	16QAM	50	0	23.56	23.35	23.55	23.48	23.41
10	64QAM	1	0	23.59	23.42	23.60	23.51	23.60
10	64QAM	1	25	23.18	23.36	23.27	23.40	23.29
10	64QAM	1	49	23.25	23.15	23.23	23.41	23.18
10	64QAM	25	0	22.40	22.34	22.54	22.40	23.53
10	64QAM	25	12	22.20	22.19	22.14	22.31	22.24
10	64QAM	25	25	22.14	22.09	22.11	22.29	22.13
10	64QAM	50	0	22.28	22.26	22.49	22.43	22.44
Channel				39675	40148	40620	41093	41565
Frequency (MHz)				2498.5	2545.8	2593	2640.30	2687.5
5	QPSK	1	0	25.39	25.34	25.34	25.38	25.48
5	QPSK	1	12	25.18	25.12	25.20	25.21	25.18
5	QPSK	1	24	25.15	25.08	25.16	25.20	25.12
5	QPSK	12	0	24.29	24.18	24.38	24.38	24.48
5	QPSK	12	7	24.12	24.12	24.04	24.22	24.22
5	QPSK	12	13	24.12	23.99	24.14	24.08	24.18
5	QPSK	25	0	24.25	24.13	24.19	24.24	24.44
5	16QAM	1	0	24.55	24.46	24.58	24.63	24.72
5	16QAM	1	12	24.29	24.34	24.36	24.41	24.42
5	16QAM	1	24	24.33	24.25	24.29	24.43	24.43
5	16QAM	12	0	23.50	23.40	23.57	23.54	23.57
5	16QAM	12	7	23.27	23.36	23.34	23.31	23.20
5	16QAM	12	13	23.23	23.14	23.19	23.40	23.13
5	16QAM	25	0	23.56	23.41	23.57	23.46	23.43
5	64QAM	1	0	23.52	23.43	23.58	23.48	23.54
5	64QAM	1	12	23.25	23.30	23.30	23.40	23.22
5	64QAM	1	24	23.26	23.12	23.23	23.35	23.18
5	64QAM	12	0	22.43	22.33	22.47	22.43	23.52
5	64QAM	12	7	22.16	22.24	22.17	22.28	22.22
5	64QAM	12	13	22.11	22.12	22.09	22.24	22.06
5	64QAM	25	0	22.23	22.24	22.45	22.37	22.52



Power Selection				Hotspot / Near body / Product Specific				
Transmit Antenna				Ant 2				
Max. Power				20				
BW [MHz]	Modulation	RB Size	RB Offset	Power Low Ch. / Freq.	Power Low Middle Ch. / Freq.	Power Middle Ch. / Freq.	Power High Middle Ch. / Freq.	Power High Ch. / Freq.
Channel				39750	40185	40620	41055	41490
Frequency (MHz)				2506	2549.5	2593	2636.5	2680
20	QPSK	1	0	18.54	18.66	18.70	18.73	18.69
20	QPSK	1	49	18.49	18.56	18.60	18.53	18.57
20	QPSK	1	99	18.50	18.56	18.61	18.54	18.55
20	QPSK	50	0	18.67	18.73	18.74	18.78	18.76
20	QPSK	50	24	18.64	18.75	18.77	18.77	18.74
20	QPSK	50	50	18.63	18.68	18.72	18.67	18.67
20	QPSK	100	0	18.64	18.70	18.74	18.74	18.69
20	16QAM	1	0	18.94	18.99	19.00	19.01	19.00
20	16QAM	1	49	18.85	18.88	18.95	18.87	18.88
20	16QAM	1	99	18.88	18.94	18.92	18.81	18.88
20	16QAM	50	0	18.77	18.84	18.86	18.89	18.84
20	16QAM	50	24	18.77	18.84	18.87	18.87	18.82
20	16QAM	50	50	18.74	18.81	18.83	18.75	18.79
20	16QAM	100	0	18.78	18.81	18.83	18.89	18.78
20	64QAM	1	0	18.82	18.86	18.87	18.92	18.89
20	64QAM	1	49	18.71	18.82	18.82	18.76	18.79
20	64QAM	1	99	18.77	18.81	18.87	18.79	18.75
20	64QAM	50	0	18.78	18.86	18.89	18.87	18.84
20	64QAM	50	24	18.76	18.85	18.86	18.88	18.85
20	64QAM	50	50	18.75	18.80	18.84	18.74	18.81
20	64QAM	100	0	18.75	18.84	18.86	18.88	18.82
Channel				39725	40173	40620	41068	41515
Frequency (MHz)				2503.5	2548.3	2593	2637.8	2682.5
15	QPSK	1	0	18.60	18.68	18.67	18.74	18.67
15	QPSK	1	37	18.54	18.60	18.64	18.56	18.60
15	QPSK	1	74	18.58	18.63	18.66	18.60	18.58
15	QPSK	36	0	18.62	18.67	18.72	18.74	18.71
15	QPSK	36	20	18.64	18.70	18.73	18.64	18.72
15	QPSK	36	39	18.59	18.64	18.68	18.64	18.65
15	QPSK	75	0	18.64	18.70	18.69	18.71	18.67
15	16QAM	1	0	18.88	18.95	18.98	19.01	18.97
15	16QAM	1	37	18.84	18.91	18.90	18.76	18.81
15	16QAM	1	74	18.79	18.92	18.94	18.82	18.90
15	16QAM	36	0	18.67	18.76	18.77	18.82	18.75
15	16QAM	36	20	18.73	18.80	18.83	18.72	18.76
15	16QAM	36	39	18.68	18.73	18.74	18.72	18.72
15	16QAM	75	0	18.74	18.76	18.79	18.86	18.76
15	64QAM	1	0	18.78	18.88	18.86	18.89	18.86
15	64QAM	1	37	18.74	18.78	18.83	18.74	18.81
15	64QAM	1	74	18.79	18.80	18.84	18.76	18.78
15	64QAM	36	0	18.73	18.80	18.83	18.85	18.78
15	64QAM	36	20	18.73	18.80	18.87	18.76	18.80
15	64QAM	36	39	18.71	18.78	18.80	18.72	18.78
15	64QAM	75	0	18.72	18.80	18.81	18.86	18.80
Channel				39700	40160	40620	41080	41540
Frequency (MHz)				2501	2547	2593	2639	2685
10	QPSK	1	0	18.50	18.56	18.58	18.47	18.62
10	QPSK	1	25	18.48	18.55	18.59	18.54	18.57



**FCC SAR TEST REPORT**

**Report No. : FA9O2114**

10	QPSK	1	49	18.48	18.53	18.59	18.51	18.58
10	QPSK	25	0	18.61	18.66	18.67	18.66	18.67
10	QPSK	25	12	18.60	18.69	18.70	18.66	18.68
10	QPSK	25	25	18.58	18.63	18.70	18.66	18.68
10	QPSK	50	0	18.59	18.66	18.71	18.70	18.71
10	16QAM	1	0	18.85	18.96	18.98	18.86	18.99
10	16QAM	1	25	18.76	18.92	18.91	18.89	18.93
10	16QAM	1	49	18.73	18.91	18.90	18.86	18.92
10	16QAM	25	0	18.72	18.82	18.81	18.76	18.82
10	16QAM	25	12	18.72	18.84	18.87	18.82	18.81
10	16QAM	25	25	18.73	18.75	18.81	18.77	18.80
10	16QAM	50	0	18.71	18.78	18.84	18.76	18.83
10	64QAM	1	0	18.76	18.82	18.83	18.77	18.86
10	64QAM	1	25	18.72	18.80	18.82	18.79	18.78
10	64QAM	1	49	18.67	18.77	18.80	18.74	18.77
10	64QAM	25	0	18.75	18.84	18.85	18.82	18.86
10	64QAM	25	12	18.76	18.85	18.93	18.85	18.89
10	64QAM	25	25	18.76	18.82	18.88	18.82	18.86
10	64QAM	50	0	18.71	18.78	18.84	18.75	18.79
Channel				39675	40148	40620	41093	41565
Frequency (MHz)				2498.5	2545.8	2593	2640.30	2687.5
5	QPSK	1	0	18.47	18.54	18.60	18.54	18.56
5	QPSK	1	12	18.48	18.56	18.63	18.54	18.61
5	QPSK	1	24	18.42	18.50	18.55	18.50	18.50
5	QPSK	12	0	18.56	18.67	18.69	18.65	18.65
5	QPSK	12	7	18.57	18.71	18.74	18.68	18.70
5	QPSK	12	13	18.56	18.66	18.70	18.65	18.67
5	QPSK	25	0	18.57	18.66	18.68	18.62	18.69
5	16QAM	1	0	18.80	18.87	18.90	18.78	18.92
5	16QAM	1	12	18.80	18.91	18.93	18.85	18.97
5	16QAM	1	24	18.73	18.85	18.93	18.76	18.85
5	16QAM	12	0	18.70	18.78	18.79	18.76	18.83
5	16QAM	12	7	18.70	18.79	18.85	18.77	18.75
5	16QAM	12	13	18.69	18.79	18.80	18.78	18.77
5	16QAM	25	0	18.69	18.79	18.81	18.77	18.80
5	64QAM	1	0	18.68	18.76	18.81	18.72	18.80
5	64QAM	1	12	18.71	18.79	18.83	18.75	18.81
5	64QAM	1	24	18.69	18.79	18.82	18.76	18.76
5	64QAM	12	0	18.72	18.82	18.85	18.74	18.79
5	64QAM	12	7	18.70	18.83	18.85	18.77	18.83
5	64QAM	12	13	18.71	18.80	18.83	18.76	18.78
5	64QAM	25	0	18.74	18.82	18.85	18.80	18.80



### 13. DL carrier aggregation

<LTE Carrier Aggregation combinations>

General Note:

1. This device supports Carrier Aggregation on Uplink and downlink for inter and intra band. For the device supports combination bands and configurations are according to 3GPP.
2. In applying the existing power measurement procedure of KDB 941225 D05A for DL CA SAR test exclusion, only the subset with the largest number of combinations of the frequency band and CCs in each row need consideration, and that configurations require power measurement should be highlighted in the below table.
3. Only LTE Band 29 support Rx only.

Inter-Band							
2CC Downlink Carrier Aggregation				3CC Downlink Carrier Aggregation			
Number	Combination	Restriction	Covered by Measurement Superset	Number	Combination	Restriction	Covered by Measurement Superset
1	CA_2A-4A		3CC-10	1	CA_2A-12A-30A		
2	CA_2A-5A		3CC-11	2	CA_2A-12A-66A		
3	CA_2A-7A		3CC-28	3	CA_2A-12B		
4	CA_2A-12A		3CC-01	4	CA_2A-14A-30A		
5	CA_2A-29A	B29 Rx only	3CC-16	5	CA_2A-14A-66A		
6	CA_2A-30A		3CC-17	6	CA_2A-29A-30A	B29 Rx only	
7	CA_2A-66A		3CC-24	7	CA_2A-2A-12A		
8	CA_2A-71A		3CC-13	8	CA_2A-2A-14A		
9	CA_2A-14A		3CC-8	9	CA_2A-2A-30A		
10	CA_4A-5A		3CC-35	10	CA_2A-2A-4A		
11	CA_4A-7A		3CC-21	11	CA_2A-2A-5A		
12	CA_4A-12A		3CC-31	12	CA_2A-2A-66A		
13	CA_4A-29A	B29 Rx only	3CC-33	13	CA_2A-2A-71A		
14	CA_4A-30A		3CC-33	14	CA_2A-30A-66A		
15	CA_4A-71A		3CC-36	15	CA_2A-4A-12A		
16	CA_5A-7A			16	CA_2A-4A-29A	B29 Rx only	
17	CA_5A-30A		3CC-41	17	CA_2A-4A-30A		
18	CA_5A-66A		3CC-43	18	CA_2A-4A-4A		
19	CA_7A-12A		3CC-27	19	CA_2A-4A-5A		
20	CA_7A-66A			20	CA_2A-4A-71A		
21	CA_12A-30A		3CC-45	21	CA_2A-4A-7A		
22	CA_12A-66A		3CC-45	22	CA_2A-5A-30A		
23	CA_13A-66A			23	CA_2A-5A-66A		
24	CA_14A-30A		3CC-48	24	CA_2A-66A-66A		
25	CA_14A-66A		3CC-49	25	CA_2A-66A-71A		
26	CA_25A-41A		3CC-51	26	CA_2A-66C		
27	CA_25A-26A		3CC-50	27	CA_2A-7A-12A		
28	CA_26A-41A			28	CA_2A-7A-7A		
29	CA_30A-29A	B29 Rx only	3CC-33	29	CA_2A-7C		
30	CA_30A-66A		3CC-48	30	CA_2C-66A		
31	CA_66A-29A	B29 Rx only		31	CA_4A-12A-30A		
32	CA_66A-71A		3CC-53	32	CA_4A-12B		
				33	CA_4A-29A-30A	B29 Rx only	
				34	CA_4A-4A-12A		
				35	CA_4A-4A-5A		
				36	CA_4A-4A-71A		
				37	CA_4A-4A-7A		
				38	CA_4A-5A-30A		
				39	CA_4A-7A-12A		
				40	CA_4A-7A-7A		
				41	CA_5A-30A-66A		



				42	CA_5A-5A-66A		
				43	CA_5A-66A-66A		
				44	CA_5A-66C		
				45	CA_12A-30A-66A		
				46	CA_12A-66A-66A		
				47	CA_12A-66C		
				48	CA_14A-30A-66A		
				49	CA_14A-66A-66A		
				50	CA_25A-25A-26A		
				51	CA_25A-41C		
				52	CA_30A-66A-66A		
				53	CA_66A-66A-71A		
				54	CA_66C-71A		
Intra-Band							
2CC Downlink Carrier Aggregation				3CC Downlink Carrier Aggregation			
1	CA_2A-2A			1	CA_41A-41C		
2	CA_4A-4A			2	CA_66A-66C		
3	CA_7A-7A			3	CA_41D		
4	CA_25A-25A						
5	CA_41A-41A		3CC-1				
6	CA_66A-66A		3CC-2				
7	CA_2C						
8	CA_5B						
9	CA_7C						
10	CA_12B						
11	CA_41C		3CC-3				
12	CA_66C						
13	CA_66B						

**<Power verification for DL Carrier Aggregation>**

**General Note:**

1. According to KDB941225 D05A v01r02, Uplink maximum output power measurement with downlink carrier aggregation active should be measured, using the highest output channel measured without downlink carrier aggregation, to confirm that uplink maximum output power with downlink carrier aggregation active remains within the specified tune-up tolerance limits and not more than ¼ dB higher than the maximum output measured without downlink carrier aggregation active.
2. Uplink maximum output power with downlink carrier aggregation active does not show more than ¼ dB higher than the maximum output power without downlink carrier aggregation active, therefore SAR evaluation with downlink carrier aggregation active can be excluded.
3. The device supports downlink two carrier aggregation. For power measurement were control and acknowledge data is sent on uplink channels that operate identical to specifications when downlink carrier aggregation is inactive.
4. Selected highest measured power when downlink carrier aggregation is inactive for conducted power comparison with downlink carrier aggregation is active, to confirm that when downlink carrier aggregation is active uplink maximum output power remains within the specified tune-up tolerance limits and not more than ¼ dB higher than the maximum output power measured when downlink carrier aggregation inactive.
5. For non-contiguous intra-band CA, the SCC selected to provide maximum separation from the PCC and must remain fully within the downlink transmission band.
6. For Intra-band, contiguous CA, the downlink channels selected to perform the uplink power measurement must satisfy 3GPP channel spacing (5.4.1A of 3GPP TS 36.521 or equivalent) and channel bandwidth (5.4.2A) requirements.

$$\text{Nominal channel spacing} = \left\lceil \frac{BW_{\text{Channel}(1)} + BW_{\text{Channel}(2)} - 0.1|BW_{\text{Channel}(1)} - BW_{\text{Channel}(2)}|}{0.6} \right\rceil 0.3 \text{ [MHz]}$$

**<Two Carrier power verification>**

Configure	PCC							SCC				Power		
	LTE Band	BW (MHz)	UL Freq. (MHz)	UL Channel	Mod.	UL# RB	UL RB Offset	LTE Band	BW (MHz)	DL Freq. (MHz)	DL Channel	With CA Tx.Power (dBm)	W/O CA Tx.Power (dBm)	
Inter-Band	5	10	836.5	20525	QPSK	1	0	7	20	2655	3100	25.03	25.05	
	7	20	2535	21100	QPSK	1	99	66	20	2155	66886	23.96	24.06	
	13	10	782	23230	QPSK	1	25	66	20	2155	66886	24.54	24.59	
	26	15	831.5	26865	QPSK	1	37	41	20	2593	40620	24.98	25.04	
	66	20	1770	132572	QPSK	1	0	29	10	722.5	9715	23.86	23.91	
Intra-Band	Non-Contiguous	2	20	1900	19100	QPSK	1	0	2	5	1932.5	625	25.01	25.04
		4	20	1745	20300	QPSK	1	0	4	5	2112.5	1975	23.84	23.88
		7	20	2535	21100	QPSK	1	99	7	5	2687.5	3425	24.05	24.06
		25	20	1860	26140	QPSK	1	0	25	5	1992.5	8665	24.84	24.93
		2	20	1900	19100	QPSK	1	0	2	20	1960.20	902	24.96	25.04
	Contiguous	5	10	836.5	20525	QPSK	1	0	5	10	871.60	2426	24.97	25.05
		7	20	2535	21100	QPSK	1	99	7	20	2635.20	2902	24.01	24.06
		12	10	710	23120	QPSK	1	49	12	5	732.80	5048	25.10	25.19
		66	20	1770	132572	QPSK	1	0	66	20	2170.20	67038	23.88	23.91
		66	15	1772.5	132597	QPSK	1	37	66	5	2183.20	67168	23.86	23.90



<Three Carrier power verification>

Configure	PCC							SCC1				SCC2				Power		
	LTE Band	BW (MHz)	UL Freq. (MHz)	UL Channel	Mod.	UL# RB	UL RB Offset	LTE Band	BW (MHz)	DL Freq. (MHz)	DL Channel	LTE Band	BW (MHz)	DL Freq. (MHz)	DL Channel	With CA Tx.Power (dBm)	W/O CA Tx.Power (dBm)	
Inter-Band	2	20	1900	19100	QPSK	1	0	12	10	737.5	5095	30	10	2355	9820	25.02	25.04	
	2	20	1900	19100	QPSK	1	0	12	10	737.5	5095	66	20	2155	66886	25.01	25.04	
	2	20	1900	19100	QPSK	1	0	12	10	740	5120	12	5	732.8	5048	24.98	25.04	
	2	20	1900	19100	QPSK	1	0	14	10	763	5330	30	10	2355	9820	25.01	25.04	
	2	20	1900	19100	QPSK	1	0	14	10	763	5330	66	20	2155	66886	24.96	25.04	
	2	20	1900	19100	QPSK	1	0	29	10	722.5	9715	30	10	2355	9820	24.99	25.04	
	2	20	1900	19100	QPSK	1	0	2	5	1932.5	625	12	10	737.5	5095	24.94	25.04	
	2	20	1900	19100	QPSK	1	0	2	5	1932.5	625	14	10	763	5330	25.03	25.04	
	2	20	1900	19100	QPSK	1	0	2	5	1932.5	625	30	10	2355	9820	24.94	25.04	
	2	20	1900	19100	QPSK	1	0	2	5	1932.5	625	4	20	2132.5	2175	24.95	25.04	
	2	20	1900	19100	QPSK	1	0	2	5	1932.5	625	5	10	881.5	2525	24.97	25.04	
	2	20	1900	19100	QPSK	1	0	2	5	1932.5	625	66	20	2155	66886	25.02	25.04	
	2	20	1900	19100	QPSK	1	0	2	5	1932.5	625	71	20	637	68786	25.00	25.04	
	2	20	1900	19100	QPSK	1	0	30	10	2355	9820	66	20	2155	66886	24.96	25.04	
	2	20	1900	19100	QPSK	1	0	4	20	2132.5	2175	12	10	737.5	5095	25.02	25.04	
	2	20	1900	19100	QPSK	1	0	4	20	2132.5	2175	29	10	722.5	9715	24.98	25.04	
	2	20	1900	19100	QPSK	1	0	4	20	2132.5	2175	30	10	2355	9820	24.99	25.04	
	2	20	1900	19100	QPSK	1	0	4	20	2132.5	2175	4	5	2120	2050	24.94	25.04	
	2	20	1900	19100	QPSK	1	0	4	20	2132.5	2175	5	10	881.5	2525	24.96	25.04	
	2	20	1900	19100	QPSK	1	0	4	20	2132.5	2175	71	20	637	68786	24.99	25.04	
	2	20	1900	19100	QPSK	1	0	4	20	2132.5	2175	7	20	2655	3100	24.99	25.04	
	2	20	1900	19100	QPSK	1	0	5	10	881.5	2525	30	10	2355	9820	25.01	25.04	
	2	20	1900	19100	QPSK	1	0	5	10	881.5	2525	66	20	2155	66886	24.99	25.04	
	2	20	1900	19100	QPSK	1	0	66	20	2155	66886	66	5	2112.5	66461	24.98	25.04	
	2	20	1900	19100	QPSK	1	0	66	20	2155	66886	71	20	637	68786	24.94	25.04	
	2	20	1900	19100	QPSK	1	0	66	20	2155	66886	66	20	2174.8	67084	25.00	25.04	
	2	20	1900	19100	QPSK	1	0	7	20	2655	3100	12	10	737.5	5095	25.02	25.04	
	2	20	1900	19100	QPSK	1	0	7	20	2655	3100	7	5	2622.5	2775	25.03	25.04	
	2	20	1900	19100	QPSK	1	0	7	20	2655	3100	7	20	2674.8	3298	25.00	25.04	
	2	20	1900	19100	QPSK	1	0	2	20	1960.2	902	66	20	2155	66886	25.03	25.04	
	4	20	1745	20300	QPSK	1	0	12	10	737.5	5095	30	10	2355	9820	23.87	23.88	
	4	20	1745	20300	QPSK	1	0	12	10	740	5120	12	5	732.8	5048	23.84	23.88	
	4	20	1745	20300	QPSK	1	0	29	10	722.5	9715	30	10	2355	9820	23.87	23.88	
	4	20	1745	20300	QPSK	1	0	4	5	2112.5	1975	12	10	737.5	5095	23.82	23.88	
	4	20	1745	20300	QPSK	1	0	4	5	2112.5	1975	5	10	881.5	2525	23.82	23.88	
	4	20	1745	20300	QPSK	1	0	4	5	2112.5	1975	71	20	637	68786	23.82	23.88	
	4	20	1745	20300	QPSK	1	0	4	5	2112.5	1975	7	20	2655	3100	23.78	23.88	
	4	20	1745	20300	QPSK	1	0	5	10	881.5	2525	30	10	2355	9820	23.81	23.88	
	4	20	1745	20300	QPSK	1	0	7	20	2655	3100	12	10	737.5	5095	23.78	23.88	
	4	20	1745	20300	QPSK	1	0	7	20	2655	3100	7	5	2622.5	2775	23.79	23.88	
5	10	836.5	20525	QPSK	1	0	30	10	2355	9820	66	20	2155	66886	24.96	25.05		
5	10	836.5	20525	QPSK	1	0	5	5	871.5	2425	66	20	2155	66886	25.01	25.05		
5	10	836.5	20525	QPSK	1	0	66	20	2155	66886	66	5	2112.5	66461	24.97	25.05		
5	10	836.5	20525	QPSK	1	0	66	20	2155	66886	66	20	2135.2	66688	24.99	25.05		
12	10	707.5	23095	QPSK	1	49	30	10	2355	9820	66	20	2155	66886	25.18	25.19		
12	10	707.5	23095	QPSK	1	49	66	20	2155	66886	66	5	2112.5	66461	25.18	25.19		
12	10	707.5	23095	QPSK	1	49	66	20	2155	66886	66	20	2135.2	66688	25.11	25.19		
14	10	793	23330	QPSK	1	0	30	10	2355	9820	66	20	2155	66886	24.58	24.67		
14	10	793	23330	QPSK	1	0	66	20	2155	66886	66	5	2112.5	66461	24.61	24.67		
25	20	1860	26140	QPSK	1	0	25	5	1992.5	8665	26	5	876.5	8865	24.84	24.93		
25	20	1860	26140	QPSK	1	0	41	20	2593	40620	41	20	2612.8	40818	24.92	24.93		
30	10	2310	27710	QPSK	1	25	66	20	2155	66886	66	5	2112.5	66461	24.45	24.53		
66	20	1770	132572	QPSK	1	0	66	5	2112.5	66461	71	20	637	68786	23.84	23.91		
66	20	1770	132572	QPSK	1	0	66	20	2170.20	67038	71	20	637	68786	23.90	23.91		
Intra-Band	Non-Contiguous	41	20	2680	41490	QPSK	1	0	41	5	2498.5	39675	41	20	2510.2	39792	24.10	24.11
		66	20	1770	132572	QPSK	1	0	66	5	2112.5	66461	66	20	2124.2	66578	23.86	23.91
	Contiguous	41	20	2680	41490	QPSK	1	0	41	20	2660.2	41292	41	20	2640.4	41094	24.04	24.11





## **14. WWAN OFF & WWAN ON WLAN Conducted Power**

### **General Note:**

1. For each antenna, transmit power in SISO operation is larger than (or equal to) the power in MIMO operation, RF exposure compliance of MIMO mode can be deduced from the compliance simultaneous transmission of antennas operating in SISO mode.
2. Per KDB 248227 D01v02r02, the simultaneous SAR provisions in KDB publication 447498 should be applied to determine simultaneous transmission SAR test exclusion for WiFi MIMO. If the sum of 1g single transmission chain SAR measurements is  $< 1.6\text{W/kg}$  and SAR peak to location ratio  $\leq 0.04$ , no additional SAR measurements for MIMO.
3. Per KDB 248227 D01v02r02, SAR test reduction is determined according to 802.11 transmission mode configurations and certain exposure conditions with multiple test positions. In the 2.4 GHz band, separate SAR procedures are applied to DSSS and OFDM configurations to simplify DSSS test requirements. For OFDM, in both 2.4 and 5 GHz bands, an initial test configuration must be determined for each standalone and aggregated frequency band, according to the transmission mode configuration with the highest maximum output power specified for production units to perform SAR measurements. If the same highest maximum output power applies to different combinations of channel bandwidths, modulations and data rates, additional procedures are applied to determine which test configurations require SAR measurement. When applicable, an initial test position may be applied to reduce the number of SAR measurements required for next to the ear, UMPC mini-tablet or hotspot mode configurations with multiple test positions.
4. For 2.4 GHz 802.11b DSSS, either the initial test position procedure for multiple exposure test positions or the DSSS procedure for fixed exposure position is applied; these are mutually exclusive. For 2.4 GHz and 5 GHz OFDM configurations, the initial test configuration is applied to measure SAR using either the initial test position procedure for multiple exposure test position configurations or the initial test configuration procedures for fixed exposure test conditions. Based on the reported SAR of the measured configurations and maximum output power of the transmission mode configurations that are not included in the initial test configuration, the subsequent test configuration and initial test position procedures are applied to determine if SAR measurements are required for the remaining OFDM transmission configurations. In general, the number of test channels that require SAR measurement is minimized based on maximum output power measured for the test sample(s).
5. For OFDM transmission configurations in the 2.4 GHz and 5 GHz bands, When the same maximum power is specified for multiple transmission modes in a frequency band, the largest channel bandwidth, lowest order modulation, lowest data rate and lowest order 802.11a/g/n/ac mode is used for SAR measurement, on the highest measured output power channel for each frequency band.
6. DSSS and OFDM configurations are considered separately according to the required SAR procedures. SAR is measured in the initial test position using the 802.11 transmission mode configuration required by the DSSS procedure or initial test configuration and subsequent test configuration(s) according to the OFDM procedures.18 The initial test position procedure is described in the following:
  - a. When the reported SAR of the initial test position is  $\leq 0.4\text{ W/kg}$ , further SAR measurement is not required for the other test positions in that exposure configuration and 802.11 transmission mode combinations within the frequency band or aggregated band.
  - b. When the reported SAR of the test position is  $> 0.4\text{ W/kg}$ , SAR is repeated for the 802.11 transmission mode configuration tested in the initial test position to measure the subsequent next closet/smallest test separation distance and maximum coupling test position on the highest maximum output power channel, until the report SAR is  $\leq 0.8\text{ W/kg}$  or all required test position are tested.
  - c. For all positions/configurations, when the reported SAR is  $> 0.8\text{ W/kg}$ , SAR is measured for these test positions/configurations on the subsequent next highest measured output power channel(s) until the reported SAR is  $\leq 1.2\text{ W/kg}$  or all required channels are tested.



<2.4GHZ WLAN>

Power Selection				Head			Head			Head					
Transmit Antenna				Ant 0			Ant 1			Ant 0+1					
Mode	Channel	Frequency (MHz)	Average power (dBm)	Tune-Up Limit	Duty Cycle %	Average power (dBm)	Tune-Up Limit	Duty Cycle %	Ant 0 Average power (dBm)	Ant 0 Tune-Up Limit	Ant 1 Average power (dBm)	Ant 1 Tune-Up Limit	Ant 0+1 Average power (dBm)	Ant 0+1 Tune-Up Limit	Duty Cycle %
802.11b 1Mbps	1	2412	14.80	15.00	99.05	13.90	14.00	98.89	13.00	13.00	12.80	13.00	15.91	16.00	99.12
	6	2437	14.80	15.00		13.90	14.00		13.00	13.00	12.90	13.00	15.96	16.00	
	11	2462	14.60	15.00		13.80	14.00		12.90	13.00	12.30	13.00	15.62	16.00	
	12	2467	14.80	15.00		13.90	14.00		13.00	13.00	12.30	13.00	15.67	16.00	
	13	2472	7.70	8.00		7.90	8.00		7.80	8.00	7.30	8.00	10.57	11.00	
802.11g 6Mbps	1	2412	14.80	15.00	98.33	13.90	14.00	98.33	13.00	13.00	12.80	13.00	15.96	16.00	98.33
	6	2437	14.90	15.00		13.90	14.00		12.70	13.00	12.50	13.00	15.61	16.00	
	11	2462	14.70	15.00		13.90	14.00		13.00	13.00	12.80	13.00	15.91	16.00	
	12	2467	9.90	10.00		9.60	10.00		9.80	10.00	8.90	10.00	12.38	13.00	
	13	2472	-1.15	-1.00		-1.17	-1.00		-1.20	-1.00	-1.19	-1.00	1.18	2.00	
802.11n-HT20 MCS0	1	2412	14.70	15.00	97.96	13.90	14.00	97.96	13.00	13.00	12.90	13.00	15.96	16.00	98.21
	6	2437	14.70	15.00		13.90	14.00		12.60	13.00	12.50	13.00	15.56	16.00	
	11	2462	14.60	15.00		13.80	14.00		12.90	13.00	12.70	13.00	15.91	16.00	
	12	2467	7.20	7.50		7.30	7.50		7.50	7.50	6.70	7.50	10.13	10.50	
	13	2472	-1.13	-1.00		-1.14	-1.00		-1.18	-1.00	-1.21	-1.00	1.15	2.00	
802.11ac-VHT20 MCS0	1	2412	14.70	15.00	98.22	13.90	14.00	98.22	13.00	13.00	12.80	13.00	15.91	16.00	98.22
	6	2437	14.80	15.00		13.90	14.00		12.70	13.00	12.40	13.00	15.56	16.00	
	11	2462	14.60	15.00		13.80	14.00		12.90	13.00	12.50	13.00	15.91	16.00	
	12	2467	7.30	7.50		7.20	7.50		7.50	7.50	6.60	7.50	10.08	10.50	
	13	2472	-1.24	-1.00		-1.18	-1.00		-1.15	-1.00	-1.19	-1.00	1.17	2.00	

Power Selection				Hotspot / Body-worn / Product Specific			Hotspot / Body-worn / Product Specific			Hotspot / Body-worn / Product Specific					
Transmit Antenna				Ant 0			Ant 1			Ant 0+1					
Mode	Channel	Frequency (MHz)	Average power (dBm)	Tune-Up Limit	Duty Cycle %	Average power (dBm)	Tune-Up Limit	Duty Cycle %	Ant 0 Average power (dBm)	Ant 0 Tune-Up Limit	Ant 1 Average power (dBm)	Ant 1 Tune-Up Limit	Ant 0+1 Average power (dBm)	Ant 0+1 Tune-Up Limit	Duty Cycle %
802.11b 1Mbps	1	2412	17.90	18.00	99.05	17.90	18.00	98.89	17.80	18.00	17.70	18.00	20.76	21.00	99.12
	6	2437	17.90	18.00		17.90	18.00		17.70	18.00	17.80	18.00	20.76	21.00	
	11	2462	15.90	16.00		15.80	16.00		15.90	16.00	15.70	16.00	18.81	19.00	
	12	2467	14.80	15.00		14.90	15.00		15.00	15.00	14.50	15.00	17.82	18.00	
	13	2472	7.70	8.00		7.90	8.00		7.80	8.00	7.30	8.00	10.57	11.00	
802.11g 6Mbps	1	2412	14.70	15.00	98.33	14.90	15.00	98.33	15.00	15.00	14.90	15.00	17.96	18.00	98.33
	6	2437	17.60	18.00		17.60	18.00		17.90	18.00	18.00	18.00	20.96	21.00	
	11	2462	15.30	15.50		15.00	15.50		15.20	15.50	15.00	15.50	18.11	18.50	
	12	2467	10.00	10.00		9.70	10.00		9.90	10.00	9.10	10.00	12.53	13.00	
	13	2472	-1.12	-1.00		-1.15	-1.00		-1.17	-1.00	-1.15	-1.00	1.21	2.00	
802.11n-HT20 MCS0	1	2412	14.70	15.00	97.96	14.90	15.00	97.96	15.00	15.00	14.80	15.00	17.91	18.00	98.21
	6	2437	17.60	18.00		17.60	18.00		17.90	18.00	18.00	18.00	20.96	21.00	
	11	2462	15.40	15.50		15.10	15.50		15.20	15.50	15.00	15.50	18.11	18.50	
	12	2467	7.10	7.50		7.40	7.50		7.50	7.50	7.00	7.50	10.27	10.50	
	13	2472	-1.10	-1.00		-1.12	-1.00		-1.14	-1.00	-1.19	-1.00	1.18	2.00	
802.11ac-VHT20 MCS0	1	2412	14.70	15.00	98.22	14.90	15.00	98.22	13.80	15.00	14.80	15.00	17.91	18.00	98.22
	6	2437	17.60	18.00		17.60	18.00		17.90	18.00	18.00	18.00	20.96	21.00	
	11	2462	15.40	15.50		15.10	15.50		13.50	15.50	15.00	15.50	18.11	18.50	
	12	2467	7.10	7.50		7.40	7.50		7.50	7.50	7.00	7.50	10.27	10.50	
	13	2472	-1.21	-1.00		-1.14	-1.00		-1.13	-1.00	-1.15	-1.00	1.20	2.00	



<5GHz WLAN>

Power Selection				Head			Head			Head					
Transmit Antenna				Ant 0			Ant 1			Ant 0+1					
Mode	Channel	Frequency (MHz)	Average power (dBm)	Tune-Up Limit	Duty Cycle %	Average power (dBm)	Tune-Up Limit	Duty Cycle %	Ant 0 Average power (dBm)	Ant 0 Tune-Up Limit	Ant 1 Average power (dBm)	Ant 1 Tune-Up Limit	Ant 0+1 Average power (dBm)	Ant 0+1 Tune-Up Limit	Duty Cycle %
802.11a 6Mbps	36	5180	11.90	12.00	98.10	11.90	12.00	98.10	11.90	12.00	10.40	12.00	14.22	15.00	98.10
	40	5200	11.90	12.00		11.80	12.00		11.90	12.00	10.30	12.00	14.14	15.00	
	44	5220	11.90	12.00		11.90	12.00		11.70	12.00	10.80	12.00	14.28	15.00	
	48	5240	11.90	12.00		11.90	12.00		11.80	12.00	10.80	12.00	14.34	15.00	
802.11n-HT20 MCS0	36	5180	11.90	12.00	98.47	11.90	12.00	98.47	11.80	12.00	10.30	12.00	14.12	15.00	98.47
	40	5200	11.90	12.00		11.70	12.00		11.90	12.00	10.20	12.00	14.14	15.00	
	44	5220	11.90	12.00		11.80	12.00		12.00	12.00	11.00	12.00	14.60	15.00	
	48	5240	11.90	12.00		11.80	12.00		11.70	12.00	10.70	12.00	14.24	15.00	
802.11n-HT40 MCS0	38	5190	11.60	12.00	96.45	11.60	12.00	95.45	11.70	12.00	10.40	12.00	14.11	15.00	95.96
	46	5230	11.90	12.00		11.60	12.00		11.90	12.00	10.70	12.00	14.35	15.00	
802.11ac-VHT20 MCS0	36	5180	11.80	12.00	98.48	11.80	12.00	98.48	11.90	12.00	10.30	12.00	14.38	15.00	98.48
	40	5200	11.90	12.00		11.70	12.00		11.90	12.00	10.20	12.00	14.34	15.00	
	44	5220	11.80	12.00		11.70	12.00		12.00	12.00	11.00	12.00	14.60	15.00	
	48	5240	11.90	12.00		11.90	12.00		11.70	12.00	10.70	12.00	14.24	15.00	
802.11ac-VHT40 MCS0	38	5190	11.70	12.00	94.85	11.70	12.00	94.95	12.00	12.00	10.30	12.00	14.24	15.00	94.95
	46	5230	11.70	12.00		11.70	12.00		12.00	12.00	10.90	12.00	14.55	15.00	
802.11ac-VHT80 MCS0	42	5210	11.20	11.50	92.12	11.10	11.50	91.38	11.50	11.50	10.20	11.50	13.91	14.50	90.80

Power Selection				Hotspot / Body-worn / Product Specific			Hotspot / Body-worn / Product Specific			Hotspot / Body-worn / Product Specific					
Transmit Antenna				Ant 0			Ant 1			Ant 0+1					
Mode	Channel	Frequency (MHz)	Average power (dBm)	Tune-Up Limit	Duty Cycle %	Average power (dBm)	Tune-Up Limit	Duty Cycle %	Ant 0 Average power (dBm)	Ant 0 Tune-Up Limit	Ant 1 Average power (dBm)	Ant 1 Tune-Up Limit	Ant 0+1 Average power (dBm)	Ant 0+1 Tune-Up Limit	Duty Cycle %
802.11a 6Mbps	36	5180	17.00	17.50	98.10	17.30	17.50	98.10	17.30	17.50	15.60	17.50	19.54	20.50	98.10
	40	5200	17.00	17.50		17.30	17.50		17.30	17.50	15.60	17.50	19.54	20.50	
	44	5220	17.10	17.50		17.40	17.50		17.20	17.50	16.00	17.50	19.65	20.50	
	48	5240	17.10	17.50		17.50	17.50		17.40	17.50	16.20	17.50	19.85	20.50	
802.11n-HT20 MCS0	36	5180	17.10	17.50	98.47	17.20	17.50	98.47	17.30	17.50	15.60	17.50	19.54	20.50	98.47
	40	5200	17.20	17.50		17.20	17.50		17.10	17.50	16.10	17.50	19.65	20.50	
	44	5220	17.40	17.50		17.20	17.50		17.20	17.50	16.10	17.50	19.70	20.50	
	48	5240	17.10	17.50		17.40	17.50		17.30	17.50	16.20	17.50	19.80	20.50	
802.11n-HT40 MCS0	38	5190	12.30	12.50	96.45	12.30	12.50	95.45	12.50	12.50	10.70	12.50	14.76	15.50	95.96
	46	5230	17.30	17.50		17.40	17.50		17.50	17.50	16.30	17.50	19.95	20.50	
802.11ac-VHT20 MCS0	36	5180	17.00	17.50	98.48	17.10	17.50	98.48	17.30	17.50	15.50	17.50	19.50	20.50	98.48
	40	5200	17.10	17.50		17.10	17.50		17.20	17.50	15.70	17.50	19.54	20.50	
	44	5220	17.30	17.50		17.20	17.50		17.20	17.50	16.00	17.50	19.65	20.50	
	48	5240	17.00	17.50		17.30	17.50		17.20	17.50	16.20	17.50	19.74	20.50	
802.11ac-VHT40 MCS0	38	5190	12.40	12.50	94.85	12.20	12.50	94.95	12.50	12.50	11.00	12.50	14.94	15.50	94.95
	46	5230	17.30	17.50		17.10	17.50		17.50	17.50	16.30	17.50	19.95	20.50	
802.11ac-VHT80 MCS0	42	5210	11.30	11.50	92.12	11.30	11.50	91.38	11.40	11.50	10.10	11.50	13.81	14.50	90.80



Power Selection				Head			Head			Head						
Transmit Antenna				Ant 0			Ant 1			Ant 0+1						
5.3GHz WLAN	Mode	Channel	Frequency (MHz)	Average power (dBm)	Tune-Up Limit	Duty Cycle %	Average power (dBm)	Tune-Up Limit	Duty Cycle %	Ant 0 Average power (dBm)	Ant 0 Tune-Up Limit	Ant 1 Average power (dBm)	Ant 1 Tune-Up Limit	Ant 0+1 Average power (dBm)	Ant 0+1 Tune-Up Limit	Duty Cycle %
56	5280	11.90	12.00	11.90	12.00	12.00	12.00	14.42	15.00							
60	5300	11.80	12.00	11.80	12.00	10.50	12.00	14.21	15.00							
64	5320	11.70	12.00	11.90	12.00	11.30	12.00	14.73	15.00							
802.11n-HT20 MCS0	52	5260	11.90	12.00	98.47	11.70	12.00	98.47	11.90	12.00	10.90	12.00	14.44	15.00	98.47	
56	5280	11.90	12.00	11.70		12.00	10.40		12.00	14.22	15.00					
60	5300	11.70	12.00	11.70		12.00	10.80		12.00	14.40	15.00					
64	5320	11.70	12.00	11.80		12.00	11.10		12.00	14.58	15.00					
802.11n-HT40 MCS0	54	5270	11.70	12.00	96.45	11.80	12.00	95.45	11.90	12.00	10.90	12.00	14.45	15.00	95.96	
62	5310	11.60	12.00	11.90		12.00	11.70		12.00	14.76	15.00					
802.11ac-VHT20 MCS0	52	5260	11.90	12.00	98.48	11.70	12.00	98.48	11.80	12.00	10.90	12.00	14.38	15.00	98.48	
56	5280	11.90	12.00	11.70		12.00	10.50		12.00	14.27	15.00					
60	5300	11.70	12.00	11.70		12.00	10.80		12.00	14.45	15.00					
64	5320	11.70	12.00	11.80		12.00	11.20		12.00	14.63	15.00					
802.11ac-VHT40 MCS0	54	5270	11.90	12.00	94.85	11.80	12.00	94.95	11.80	12.00	10.80	12.00	14.34	15.00	94.95	
62	5310	11.90	12.00	11.90		12.00	10.80		12.00	14.34	15.00					
802.11ac-VHT80 MCS0	58	5290	11.70	12.00	92.12	11.90	12.00	91.38	11.90	12.00	11.60	12.00	14.76	15.00	90.80	

Power Selection				Hotspot / Body-worn / Product Specific			Hotspot / Body-worn / Product Specific			Hotspot / Body-worn / Product Specific						
Transmit Antenna				Ant 0			Ant 1			Ant 0+1						
5.3GHz WLAN	Mode	Channel	Frequency (MHz)	Average power (dBm)	Tune-Up Limit	Duty Cycle %	Average power (dBm)	Tune-Up Limit	Duty Cycle %	Ant 0 Average power (dBm)	Ant 0 Tune-Up Limit	Ant 1 Average power (dBm)	Ant 1 Tune-Up Limit	Ant 0+1 Average power (dBm)	Ant 0+1 Tune-Up Limit	Duty Cycle %
56	5280	17.20	17.50	17.30	17.50	17.50	17.50	20.08	20.50							
60	5300	17.40	17.50	17.40	17.50	16.70	17.50	20.18	20.50							
64	5320	17.30	17.50	17.10	17.50	16.80	17.50	20.17	20.50							
802.11n-HT20 MCS0	52	5260	17.30	17.50	98.47	17.30	17.50	98.47	17.50	17.50	16.60	17.50	20.08	20.50	98.47	
56	5280	17.30	17.50	17.30		17.50	16.00		17.50	19.58	20.50					
60	5300	17.30	17.50	17.40		17.50	16.10		17.50	19.64	20.50					
64	5320	17.40	17.50	17.40		17.50	16.50		17.50	19.87	20.50					
802.11n-HT40 MCS0	54	5270	17.20	17.50	96.45	17.40	17.50	95.45	17.30	17.50	16.40	17.50	19.88	20.50	95.96	
62	5310	13.40	13.50	13.30		13.50	13.50		13.50	16.36	16.50					
802.11ac-VHT20 MCS0	52	5260	17.20	17.50	98.48	17.20	17.50	98.48	17.40	17.50	16.60	17.50	20.03	20.50	98.48	
56	5280	17.20	17.50	17.20		17.50	16.70		17.50	20.03	20.50					
60	5300	17.20	17.50	17.30		17.50	16.60		17.50	20.08	20.50					
64	5320	17.30	17.50	17.30		17.50	16.40		17.50	19.83	20.50					
802.11ac-VHT40 MCS0	54	5270	17.40	17.50	94.85	17.50	17.50	94.95	17.30	17.50	16.30	17.50	19.84	20.50	94.95	
62	5310	13.40	13.50	13.20		13.50	13.50		13.50	15.93	16.50					
802.11ac-VHT80 MCS0	58	5290	11.80	13.00	92.12	11.70	13.00	91.38	11.70	13.00	11.50	13.00	14.61	16.00	90.80	



Power Selection				Head			Head			Head						
Transmit Antenna				Ant 0			Ant 1			Ant 0+1						
5.5GHz WLAN	Mode	Channel	Frequency (MHz)	Average power (dBm)	Tune-Up Limit	Duty Cycle %	Average power (dBm)	Tune-Up Limit	Duty Cycle %	Ant 0 Average power (dBm)	Ant 0 Tune-Up Limit	Ant 1 Average power (dBm)	Ant 1 Tune-Up Limit	Ant 0+1 Average power (dBm)	Ant 0+1 Tune-Up Limit	Duty Cycle %
	116	5580	11.30	11.50	13.70	14.00	11.70	12.00	12.00	12.00	14.86	15.00				
	124	5620	11.30	11.50	13.70	14.00	10.90	12.00	11.80	12.00	14.38	15.00				
	132	5660	11.40	11.50	13.90	14.00	10.80	12.00	11.80	12.00	14.34	15.00				
	144	5720	11.30	11.50	13.90	14.00	11.90	12.00	12.00	12.00	14.96	15.00				
802.11n-HT20 MCS0	100	5500	11.30	11.50	98.47	13.90	14.00	98.47	12.00	12.00	11.60	12.00	14.87	15.00	98.47	
	116	5580	11.30	11.50		13.70	14.00		11.50	12.00	11.80	12.00	14.66	15.00		
	124	5620	11.30	11.50		13.70	14.00		10.90	12.00	11.70	12.00	14.33	15.00		
	132	5660	11.40	11.50		13.80	14.00		10.70	12.00	11.60	12.00	14.18	15.00		
	144	5720	11.30	11.50		13.80	14.00		11.90	12.00	12.00	12.00	14.96	15.00		
802.11n-HT40 MCS0	102	5510	11.40	11.50	96.45	13.90	13.50	95.45	11.50	12.00	11.90	12.00	14.71	15.00	95.96	
	110	5550	11.10	11.50		13.70	14.00		10.30	12.00	11.90	12.00	14.18	15.00		
	126	5630	11.10	11.50		13.70	14.00		10.40	12.00	11.70	12.00	14.11	15.00		
	134	5670	11.10	11.50		13.80	14.00		10.00	12.00	12.00	12.00	14.19	15.00		
	142	5710	11.40	11.50		13.70	14.00		10.70	12.00	11.90	12.00	14.35	15.00		
802.11ac-VHT20 MCS0	100	5500	11.30	11.50	98.48	13.80	14.00	98.48	12.00	12.00	11.60	12.00	14.81	15.00	98.48	
	116	5580	11.30	11.50		13.70	14.00		11.60	12.00	11.80	12.00	14.71	15.00		
	124	5620	11.30	11.50		13.70	14.00		10.90	12.00	11.70	12.00	14.33	15.00		
	132	5660	11.40	11.50		13.80	14.00		10.80	12.00	11.70	12.00	14.28	15.00		
	144	5720	11.30	11.50		13.80	14.00		11.80	12.00	12.00	12.00	14.91	15.00		
802.11ac-VHT40 MCS0	102	5510	11.40	11.50	94.85	13.90	13.50	94.95	12.00	12.00	11.80	12.00	14.95	15.00	94.95	
	110	5550	11.40	11.50		13.90	14.00		11.50	12.00	11.80	12.00	14.66	15.00		
	126	5630	11.40	11.50		13.70	14.00		11.30	12.00	12.00	12.00	14.73	15.00		
	134	5670	11.40	11.50		13.90	14.00		10.90	12.00	11.70	12.00	14.33	15.00		
	142	5710	11.20	11.50		13.70	14.00		11.50	12.00	11.90	12.00	14.71	15.00		
802.11ac-VHT80 MCS0	106	5530	11.40	11.50	92.12	11.90	12.00	91.38	11.80	12.00	12.00	12.00	14.91	15.00	90.80	
	122	5610	11.10	11.50		13.90	14.00		10.70	12.00	12.00	12.00	14.47	15.00		
	138	5690	11.10	11.50		13.70	14.00		10.30	12.00	11.80	12.00	14.12	15.00		



Power Selection				Hotspot / Body-worn / Product Specific			Hotspot / Body-worn / Product Specific			Hotspot / Body-worn / Product Specific						
Transmit Antenna				Ant 0			Ant 1			Ant 0+1						
5.5GHz WLAN	Mode	Channel	Frequency (MHz)	Average power (dBm)	Tune-Up Limit	Duty Cycle %	Average power (dBm)	Tune-Up Limit	Duty Cycle %	Ant 0 Average power (dBm)	Ant 0 Tune-Up Limit	Ant 1 Average power (dBm)	Ant 1 Tune-Up Limit	Ant 0+1 Average power (dBm)	Ant 0+1 Tune-Up Limit	Duty Cycle %
	802.11a 6Mbps	100	5500	17.40	17.50	98.10	17.30	17.50	98.10	17.10	17.50	17.00	17.50	20.06	20.50	98.10
116		5580	17.40	17.50	17.30		17.50	17.20		17.50	17.20	17.50	20.21	20.50		
124		5620	17.20	17.50	17.40		17.50	17.20		17.50	17.00	17.50	20.11	20.50		
132		5660	17.20	17.50	17.40		17.50	17.30		17.50	17.00	17.50	20.17	20.50		
144		5720	17.00	17.50	17.10		17.50	17.30		17.50	16.90	17.50	20.11	20.50		
802.11n-HT20 MCS0	100	5500	17.40	17.50	98.47	17.40	17.50	98.47	17.20	17.50	17.10	17.50	20.16	20.50	98.47	
	116	5580	17.40	17.50		17.50	17.50		17.30	17.50	17.40	17.50	20.36	20.50		
	124	5620	17.30	17.50		17.40	17.50		17.30	17.50	17.10	17.50	20.21	20.50		
	132	5660	17.20	17.50		17.30	17.50		17.40	17.50	17.20	17.50	20.31	20.50		
	144	5720	17.10	17.50		17.20	17.50		17.40	17.50	17.00	17.50	20.21	20.50		
802.11n-HT40 MCS0	102	5510	12.70	13.00	96.45	12.90	13.00	95.45	12.50	13.00	12.80	13.00	15.66	16.00	95.96	
	110	5550	17.30	17.50		17.40	17.50		16.60	17.50	17.10	17.50	19.87	20.50		
	126	5630	17.30	17.50		17.40	17.50		16.50	17.50	17.20	17.50	19.87	20.50		
	134	5670	17.40	17.50		17.40	17.50		16.30	17.50	17.30	17.50	19.88	20.50		
	142	5710	17.30	17.50		17.30	17.50		17.30	17.50	17.50	17.50	20.41	20.50		
802.11ac-VHT20 MCS0	100	5500	17.30	17.50	98.48	17.30	17.50	98.48	17.20	17.50	17.10	17.50	20.16	20.50	98.48	
	116	5580	17.30	17.50		17.40	17.50		17.30	17.50	17.30	17.50	20.31	20.50		
	124	5620	17.20	17.50		17.30	17.50		17.10	17.50	17.20	17.50	20.17	20.50		
	132	5660	17.10	17.50		17.20	17.50		17.30	17.50	17.10	17.50	20.21	20.50		
	144	5720	17.00	17.50		17.10	17.50		17.30	17.50	17.00	17.50	20.16	20.50		
802.11ac-VHT40 MCS0	102	5510	12.50	13.00	94.85	12.70	13.00	94.95	12.50	13.00	12.60	13.00	15.56	16.00	94.95	
	110	5550	17.40	17.50		17.40	17.50		16.70	17.50	17.10	17.50	19.91	20.50		
	126	5630	17.30	17.50		17.30	17.50		16.20	17.50	17.10	17.50	19.67	20.50		
	134	5670	17.20	17.50		17.40	17.50		16.80	17.50	17.50	17.50	20.17	20.50		
	142	5710	17.30	17.50		17.50	17.50		17.50	17.50	17.30	17.50	20.41	20.50		
802.11ac-VHT80 MCS0	106	5530	11.60	12.50	92.12	11.70	12.50	91.38	11.70	12.50	11.70	12.50	14.71	15.50	90.80	
	122	5610	17.40	17.50		17.40	17.50		16.80	17.50	17.20	17.50	19.92	20.50		
	138	5690	17.40	17.50		17.40	17.50		17.00	17.50	17.10	17.50	19.91	20.50		

Power Selection				Head			Head			Head						
Transmit Antenna				Ant 0			Ant 1			Ant 0+1						
5.8GHz WLAN	Mode	Channel	Frequency (MHz)	Average power (dBm)	Tune-Up Limit	Duty Cycle %	Average power (dBm)	Tune-Up Limit	Duty Cycle %	Ant 0 Average power (dBm)	Ant 0 Tune-Up Limit	Ant 1 Average power (dBm)	Ant 1 Tune-Up Limit	Ant 0+1 Average power (dBm)	Ant 0+1 Tune-Up Limit	Duty Cycle %
	802.11a MCS0	149	5745	11.60	12.00	98.10	11.60	12.00	98.10	11.80	12.00	11.40	12.00	14.61	15.00	98.10
157		5785	11.70	12.00	11.90		12.00	12.00		12.00	11.10	12.00	14.58	15.00		
165		5825	11.70	12.00	11.60		12.00	12.00		12.00	11.40	12.00	14.72	15.00		
802.11n-HT20 MCS0	149	5745	11.90	12.00	98.47	11.60	12.00	98.47	11.80	12.00	11.40	12.00	14.61	15.00	98.47	
	157	5785	11.60	12.00		11.80	12.00		12.00	12.00	11.10	12.00	14.58	15.00		
	165	5825	11.90	12.00		11.60	12.00		11.90	12.00	11.30	12.00	14.62	15.00		
802.11n-HT40 MCS0	151	5755	11.90	12.00	96.45	11.90	12.00	95.45	11.10	12.00	12.00	12.00	14.64	15.00	95.96	
	159	5795	11.90	12.00		11.90	12.00		11.80	12.00	11.90	12.00	14.86	15.00		
802.11ac-VHT20 MCS0	149	5745	11.90	12.00	98.48	11.60	12.00	98.48	11.80	12.00	11.40	12.00	14.61	15.00	98.48	
	157	5785	11.70	12.00		11.70	12.00		12.00	12.00	11.10	12.00	14.58	15.00		
	165	5825	11.90	12.00		11.60	12.00		11.90	12.00	11.30	12.00	14.62	15.00		
802.11ac-VHT40 MCS0	151	5755	11.90	12.00	94.85	11.80	12.00	94.95	11.80	12.00	11.50	12.00	14.66	15.00	94.95	
	159	5795	11.80	12.00		11.70	12.00		11.70	12.00	10.80	12.00	14.28	15.00		
802.11ac-VHT80 MCS0	155	5775	11.70	12.00	92.12	11.80	12.00	91.38	11.40	12.00	12.00	12.00	14.60	15.00	90.80	



Power Selection				Hotspot / Body-worn / Product Specific			Hotspot / Body-worn / Product Specific			Hotspot / Body-worn / Product Specific							
Transmit Antenna				Ant 0			Ant 1			Ant 0+1							
5.8GHz WLAN	Mode	Channel	Frequency (MHz)	Average power (dBm)	Tune-Up Limit	Duty Cycle %	Average power (dBm)	Tune-Up Limit	Duty Cycle %	Ant 0 Average power (dBm)	Ant 0 Tune-Up Limit	Ant 1 Average power (dBm)	Ant 1 Tune-Up Limit	Ant 0+1 Average power (dBm)	Ant 0+1 Tune-Up Limit	Duty Cycle %	
				802.11a MCS0	149	5745	17.20	17.50	98.10	17.40	17.50	98.10	16.90	17.50	16.90	17.50	19.91
	157	5785	17.40	17.50	17.20	17.50	17.40	17.50		17.40	17.50		16.40	17.50	19.94	20.50	
	165	5825	17.20	17.50	17.40	17.50	16.90	17.50		16.70	17.50		19.81	20.50			
802.11n-HT20 MCS0	149	5745	17.10	17.50	98.47	17.40	17.50	98.47	16.90	17.50	16.70	17.50	19.81	20.50	98.47		
	157	5785	17.40	17.50		17.20	17.50		17.30	17.50	16.60	17.50	19.97	20.50			
	165	5825	17.30	17.50		17.50	17.50		16.90	17.50	16.80	17.50	19.86	20.50			
802.11n-HT40 MCS0	151	5755	17.40	17.50	96.45	17.40	17.50	95.45	17.20	17.50	16.80	17.50	19.97	20.50	95.96		
	159	5795	17.40	17.50		17.30	17.50		17.30	17.50	16.60	17.50	19.97	20.50			
802.11ac-VHT20 MCS0	149	5745	17.10	17.50	98.48	17.30	17.50	98.48	16.90	17.50	16.60	17.50	19.76	20.50	98.48		
	157	5785	17.30	17.50		17.10	17.50		17.10	17.50	16.60	17.50	19.87	20.50			
	165	5825	17.20	17.50		17.40	17.50		16.90	17.50	16.70	17.50	19.81	20.50			
802.11ac-VHT40 MCS0	151	5755	17.20	17.50	94.85	17.30	17.50	94.95	16.90	17.50	16.90	17.50	19.91	20.50	94.95		
	159	5795	17.40	17.50		17.40	17.50		17.20	17.50	16.60	17.50	19.92	20.50			
802.11ac-VHT80 MCS0	155	5775	17.30	17.50	92.12	17.20	17.50	91.38	17.40	17.50	17.10	17.50	20.31	20.50	90.80		



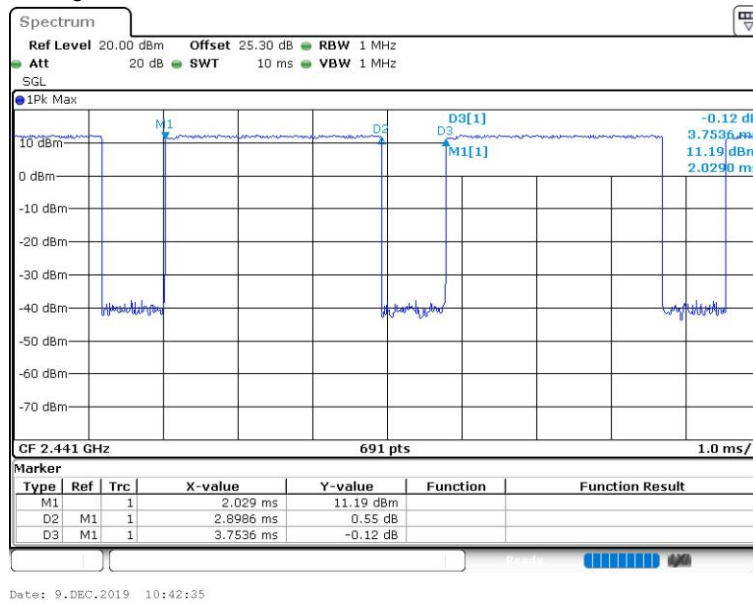
<Bluetooth>

Mode	Channel	Frequency (MHz)	Average power (dBm)		
			1Mbps	2Mbps	3Mbps
BR / EDR	CH 00	2402	17.68	11.67	11.76
	CH 39	2441	17.71	11.91	11.83
	CH 78	2480	17.10	11.32	11.29
Tune-up Limit			18	13	13

Mode	Channel	Frequency (MHz)	Average power (dBm)	
			1Mbps	2Mbps
LE	CH 00	2402	9.68	9.66
	CH 19	2440	9.53	9.48
	CH 39	2480	8.56	8.56
Tune-up Limit			10	10

General Note:

- For 2.4GHz Bluetooth SAR testing was selected 1Mbps due to its highest average power and duty cycle is 77.22% considered in SAR testing.



15. RF Exposure position consideration

Positions for SAR tests; Hotspot mode						
Antennas	Front	Back	Top Side	Bottom Side	Right Side	Left Side
WWAN Ant 0	Yes	Yes	No	Yes	Yes	Yes
WWAN Ant 1	Yes	Yes	Yes	No	No	Yes
WWAN Ant 2	Yes	Yes	No	Yes	Yes	No
WWAN Ant 3	Yes	Yes	Yes	No	No	Yes
WLAN/BT Ant 0	Yes	Yes	Yes	No	Yes	No
WLAN Ant 1	Yes	Yes	Yes	No	Yes	No

General Note:

- Referring to KDB 941225 D06 v02r01, when the overall device length and width are  $\geq 9\text{cm} \times 5\text{cm}$ , the test distance is 10 mm. SAR must be measured for all sides and surfaces with a transmitting antenna located within 25mm from that surface or edge
- The detail antenna location refers to operational description.





## 16. SAR Test Results

### General Note:

1. Per KDB 447498 D01v06, the reported SAR is the measured SAR value adjusted for maximum tune-up tolerance.
  - a. Tune-up scaling Factor = tune-up limit power (mW) / EUT RF power (mW), where tune-up limit is the maximum rated power among all production units.
  - b. For SAR testing of signal with non-100% duty cycle, the measured SAR is scaled-up by the duty cycle scaling factor which is equal to "1/(duty cycle)"
  - c. For WWAN: Reported SAR(W/kg)= Measured SAR(W/kg)\*Tune-up Scaling Factor
  - d. For WLAN: Reported SAR(W/kg)= Measured SAR(W/kg)\* Duty Cycle scaling factor \* Tune-up scaling factor
  - e. For TDD LTE SAR measurement, the duty cycle 1:1.59 (62.9 %) was used perform testing and considering the theoretical duty cycle of 63.3% for extended cyclic prefix in the uplink, and the theoretical duty cycle of 62.9% for normal cyclic prefix in uplink, a scaling factor of extended cyclic prefix  $63.3\%/62.9\% = 1.006$  is applied to scale-up the measured SAR result. The Reported TDD LTE SAR = measured SAR (W/kg)\* Tune-up Scaling Factor\* scaling factor for extended cyclic prefix.
2. Per KDB 447498 D01v06, for each exposure position, testing of other required channels within the operating mode of a frequency band is not required when the *reported* 1-g or 10-g SAR for the mid-band or highest output power channel is:
  - $\leq 0.8$  W/kg or 2.0 W/kg, for 1-g or 10-g respectively, when the transmission band is  $\leq 100$  MHz
  - $\leq 0.6$  W/kg or 1.5 W/kg, for 1-g or 10-g respectively, when the transmission band is between 100 MHz and 200 MHz
  - $\leq 0.4$  W/kg or 1.0 W/kg, for 1-g or 10-g respectively, when the transmission band is  $\geq 200$  MHz
3. Per KDB 865664 D01v01r04, for each frequency band, repeated SAR measurement is required only when the measured SAR is  $\geq 0.8$ W/kg.
4. Per KDB 648474 D04v01r03, when the reported SAR for a body-worn accessory measured without a headset connected to the handset is  $\leq 1.2$  W/kg, SAR testing with a headset connected to the handset is not required.
5. Per KDB 648474 D04v01r03, for WWAN / 2.4GHz, 5.2GHz and 5.8GHz WLAN and Bluetooth hotspot SAR was  $< 1.2$ W/kg, therefore, the extremity SAR was not necessary even the overall diagonal dimension is  $> 16$ cm. only 5.3GHz and 5.5GHz WLAN extremity is required.
6. In section 15.1 Head SAR, "WiFi on / WiFi off" means the same power limits apply to WiFi on or WiFi off in HEAD mode. WiFi off was used during SAR testing.

### GSM Note:

1. Per KDB 941225 D01v03r01, for SAR test reduction for GSM / GPRS / EDGE / DTM modes is determined by the source-based time-averaged output power including tune-up tolerance. The mode with highest specified time-averaged output power should be tested for SAR compliance in the applicable exposure conditions. For modes with the same specified maximum output power and tolerance, the higher number time-slot configuration should be tested. Therefore, the GPRS (4Tx slots) for GSM850/GSM1900 is considered as the primary mode.
2. Other configurations of GSM / GPRS / EDGE / DTM are considered as secondary modes. The 3G SAR test reduction procedure is applied, when the maximum output power and tune-up tolerance specified for production units in a secondary mode is  $\leq 1/4$  dB higher than the primary mode, SAR measurement is not required for the secondary mode.

### UMTS Note:

1. Per KDB 941225 D01v03r01, for SAR testing is measured using a 12.2 kbps RMC with TPC bits configured to all "1's".
2. Per KDB 941225 D01v03r01, RMC 12.2kbps setting is used to evaluate SAR. The maximum output power and tune-up tolerance specified for production units in HSDPA / HSUPA / DC-HSDPA is  $\leq 1/4$  dB higher than RMC 12.2Kbps or when the highest reported SAR of the RMC12.2Kbps is scaled by the ratio of specified maximum output power and tune-up tolerance of HSDPA / HSUPA / DC-HSDPA to RMC12.2Kbps and the adjusted SAR is  $\leq 1.2$  W/kg, SAR measurement is not required for HSDPA / HSUPA / DC-HSDPA, and according to the following RF output power, the output power results of the secondary modes (HSUPA, HSDPA, DC-HSDPA) are less than  $1/4$  dB higher than the primary modes; therefore, SAR measurement is not required for HSDPA / HSUPA / DC-HSDPA.

**CDMA Note:**

1. Per KDB 941225 D01v03r01, SAR for next to the ear head exposure is measured in RC3 with the handset configured to transmit at full rate in SO55.
2. Per KDB 941225 D01v03r01, in Hotspot mode EUT is treated as data device and SAR is tested with Ev-Do Rev 0 (RTAP 153.6kbps) as the primary mode.
3. Per KDB 941225 D01v03r01, for Body-worn accessory SAR is measured in RC3 with the handset configured in TDSO/SO32 to transmit at full rate on FCH only with all other code channels disabled. The body-worn accessory procedures in KDB Publication 447498 are applied. The 3G SAR test reduction procedure is applied to the multiple code channel configuration (FCH+SCH), with FCH only as the primary mode.

**LTE Note:**

1. Per KDB 941225 D05v02r05, start with the largest channel bandwidth and measure SAR for QPSK with 1 RB allocation, using the RB offset and required test channel combination with the highest maximum output power for RB offsets at the upper edge, middle and lower edge of each required test channel.
2. Per KDB 941225 D05v02r05, 50% RB allocation for QPSK SAR testing follows 1RB QPSK allocation procedure.
3. Per KDB 941225 D05v02r05, For QPSK with 100% RB allocation, SAR is not required when the highest maximum output power for 100 % RB allocation is less than the highest maximum output power in 50% and 1 RB allocations and the highest reported SAR for 1 RB and 50% RB allocation are  $\leq 0.8$  W/kg. Otherwise, SAR is measured for the highest output power channel; and if the reported SAR is  $> 1.45$  W/kg, the remaining required test channels must also be tested.
4. Per KDB 941225 D05v02r05, 16QAM output power for each RB allocation configuration is  $>$  not  $\frac{1}{2}$  dB higher than the same configuration in QPSK and the reported SAR for the QPSK configuration is  $\leq 1.45$  W/kg; Per KDB 941225 D05v02r05, 16QAM SAR testing is not required.
5. Per KDB 941225 D05v02r05, Smaller bandwidth output power for each RB allocation configuration is  $>$  not  $\frac{1}{2}$  dB higher than the same configuration in the largest supported bandwidth, and the reported SAR for the largest supported bandwidth is  $\leq 1.45$  W/kg; Per KDB 941225 D05v02r05, smaller bandwidth SAR testing is not required.
6. For LTE B26 the maximum bandwidth does not support three non-overlapping channels, per KDB 941225 D05v02r05, when a device supports overlapping channel assignment in a channel bandwidth configuration, the middle channel of the group of overlapping channels should be selected for testing.
7. LTE B2/B4/B5/B17 SAR test was covered by B12/B25/B26/B66; according to TCB workshop, SAR test for overlapping LTE bands can be reduced if
  - a. The maximum output power, including tolerance, for the smaller band is  $\leq$  the larger band to qualify for the SAR test exclusion.
  - b. The channel bandwidth and other operating parameters for the smaller band are fully supported by the larger band.

**WLAN Note:**

1. Per KDB 248227 D01v02r02, for 2.4GHz 802.11g/n SAR testing is not required when the highest reported SAR for DSSS is adjusted by the ratio of OFDM to DSSS specified maximum output power and the adjusted SAR is  $\leq 1.2$  W/kg.
2. Per KDB 248227 D01v02r02, U-NII-1 SAR testing is not required when the U-NII-2A band highest reported SAR for a test configuration is  $\leq 1.2$  W/kg, SAR is not required for U-NII-1 band.
3. When the reported SAR of the test position is  $> 0.4$  W/kg, SAR is repeated for the 802.11 transmission mode configuration tested in the initial test position to measure the subsequent next closet/smallest test separation distance and maximum coupling test position on the highest maximum output power channel, until the report SAR is  $\leq 0.8$  W/kg or all required test position are tested.
4. For all positions / configurations, when the reported SAR is  $> 0.8$  W/kg, SAR is measured for these test positions / configurations on the subsequent next highest measured output power channel(s) until the reported SAR is  $\leq 1.2$  W/kg or all required channels are tested.
5. When in MIMO SAR testing, if the hot spots are separated the scaling factor would scale each hot spot based on the difference between the power for that transmit antenna and the maximum rated power, if the hot spot were not separable or too much overlap which the scaling factor is the worst case rated power/measured power across the two chains in SAR calculation.
6. During SAR testing the WLAN transmission was verified using a spectrum analyzer.



16.1 Head SAR

<GSM SAR>

WLAN OFF / WLAN ON												
Plot No.	Band	Mode	Test Position	Gap (mm)	Ch.	Freq. (MHz)	Average Power (dBm)	Tune-Up Limit (dBm)	Tune-up Scaling Factor	Power Drift (dB)	Measured 1g SAR (W/kg)	Reported 1g SAR (W/kg)
	GSM850_Ant 0	GPRS (4 Tx slots)	Right Cheek	0mm	128	824.2	27.68	29.00	1.355	-0.15	0.252	0.342
1	GSM850_Ant 0	GPRS (4 Tx slots)	Right Cheek	0mm	189	836.4	27.49	29.00	1.416	-0.14	0.267	0.378
	GSM850_Ant 0	GPRS (4 Tx slots)	Right Cheek	0mm	251	848.8	27.49	29.00	1.416	0.08	0.245	0.347
	GSM850_Ant 0	GPRS (4 Tx slots)	Right Tilted	0mm	128	824.2	27.68	29.00	1.355	-0.1	0.147	0.199
	GSM850_Ant 0	GPRS (4 Tx slots)	Left Cheek	0mm	128	824.2	27.68	29.00	1.355	0.14	0.223	0.302
	GSM850_Ant 0	GPRS (4 Tx slots)	Left Tilted	0mm	128	824.2	27.68	29.00	1.355	-0.12	0.141	0.191

WLAN OFF / WLAN ON												
Plot No.	Band	Mode	Test Position	Gap (mm)	Ch.	Freq. (MHz)	Average Power (dBm)	Tune-Up Limit (dBm)	Tune-up Scaling Factor	Power Drift (dB)	Measured 1g SAR (W/kg)	Reported 1g SAR (W/kg)
	GSM1900_Ant 0	GPRS (4 Tx slots)	Right Cheek	0mm	512	1850.2	25.02	26.50	1.406	-0.07	0.108	0.152
	GSM1900_Ant 0	GPRS (4 Tx slots)	Right Tilted	0mm	512	1850.2	25.02	26.50	1.406	0.07	0.084	0.118
	GSM1900_Ant 0	GPRS (4 Tx slots)	Left Cheek	0mm	512	1850.2	25.02	26.50	1.406	-0.06	0.221	0.311
	GSM1900_Ant 0	GPRS (4 Tx slots)	Left Cheek	0mm	661	1880	24.90	26.50	1.445	-0.03	0.226	0.327
2	GSM1900_Ant 0	GPRS (4 Tx slots)	Left Cheek	0mm	810	1909.8	24.86	26.50	1.459	0.13	0.246	0.359
	GSM1900_Ant 0	GPRS (4 Tx slots)	Left Tilted	0mm	512	1850.2	25.02	26.50	1.406	-0.04	0.104	0.146

<WCDMA SAR>

WLAN OFF												
Plot No.	Band	Mode	Test Position	Gap (mm)	Ch.	Freq. (MHz)	Average Power (dBm)	Tune-Up Limit (dBm)	Tune-up Scaling Factor	Power Drift (dB)	Measured 1g SAR (W/kg)	Reported 1g SAR (W/kg)
	WCDMA II_Ant 0	RMC 12.2Kbps	Right Cheek	0mm	9538	1907.6	24.71	25.10	1.094	-0.12	0.310	0.339
	WCDMA II_Ant 0	RMC 12.2Kbps	Right Tilted	0mm	9538	1907.6	24.71	25.10	1.094	0.01	0.320	0.350
3	WCDMA II_Ant 0	RMC 12.2Kbps	Left Cheek	0mm	9538	1907.6	24.71	25.10	1.094	-0.1	0.626	0.685
	WCDMA II_Ant 0	RMC 12.2Kbps	Left Cheek	0mm	9262	1852.4	24.60	25.10	1.122	-0.15	0.587	0.659
	WCDMA II_Ant 0	RMC 12.2Kbps	Left Cheek	0mm	9400	1880	24.65	25.10	1.109	-0.09	0.608	0.674
	WCDMA II_Ant 0	RMC 12.2Kbps	Left Tilted	0mm	9538	1907.6	24.71	25.10	1.094	0.05	0.287	0.314
WLAN ON												
Plot No.	Band	Mode	Test Position	Gap (mm)	Ch.	Freq. (MHz)	Average Power (dBm)	Tune-Up Limit (dBm)	Tune-up Scaling Factor	Power Drift (dB)	Measured 1g SAR (W/kg)	Reported 1g SAR (W/kg)
	WCDMA II_Ant 0	RMC 12.2Kbps	Right Cheek	0mm	9262	1852.4	21.58	22.70	1.294	-0.11	0.158	0.204
	WCDMA II_Ant 0	RMC 12.2Kbps	Right Tilted	0mm	9262	1852.4	21.58	22.70	1.294	-0.08	0.165	0.214
	WCDMA II_Ant 0	RMC 12.2Kbps	Left Cheek	0mm	9262	1852.4	21.58	22.70	1.294	0	0.307	0.397
	WCDMA II_Ant 0	RMC 12.2Kbps	Left Cheek	0mm	9400	1880	21.46	22.70	1.330	-0.07	0.284	0.378
	WCDMA II_Ant 0	RMC 12.2Kbps	Left Cheek	0mm	9538	1907.6	21.57	22.70	1.297	-0.15	0.281	0.365
	WCDMA II_Ant 0	RMC 12.2Kbps	Left Tilted	0mm	9262	1852.4	21.58	22.70	1.294	-0.03	0.163	0.211

WLAN OFF / WLAN ON												
Plot No.	Band	Mode	Test Position	Gap (mm)	Ch.	Freq. (MHz)	Average Power (dBm)	Tune-Up Limit (dBm)	Tune-up Scaling Factor	Power Drift (dB)	Measured 1g SAR (W/kg)	Reported 1g SAR (W/kg)
	WCDMA IV_Ant 0	RMC 12.2Kbps	Right Cheek	0mm	1513	1752.6	23.39	24.00	1.151	-0.09	0.103	0.119
	WCDMA IV_Ant 0	RMC 12.2Kbps	Right Tilted	0mm	1513	1752.6	23.39	24.00	1.151	-0.16	0.108	0.124
	WCDMA IV_Ant 0	RMC 12.2Kbps	Left Cheek	0mm	1513	1752.6	23.39	24.00	1.151	-0.06	0.176	0.203
	WCDMA IV_Ant 0	RMC 12.2Kbps	Left Cheek	0mm	1312	1712.4	23.30	24.00	1.175	0	0.166	0.195
4	WCDMA IV_Ant 0	RMC 12.2Kbps	Left Cheek	0mm	1413	1732.6	23.36	24.00	1.159	-0.08	0.178	0.206
	WCDMA IV_Ant 0	RMC 12.2Kbps	Left Tilted	0mm	1513	1752.6	23.39	24.00	1.151	-0.04	0.108	0.124



WLAN OFF / WLAN ON												
Plot No.	Band	Mode	Test Position	Gap (mm)	Ch.	Freq. (MHz)	Average Power (dBm)	Tune-Up Limit (dBm)	Tune-up Scaling Factor	Power Drift (dB)	Measured 1g SAR (W/kg)	Reported 1g SAR (W/kg)
	WCDMA V_Ant 0	RMC 12.2Kbps	Right Cheek	0mm	4132	826.4	23.78	24.50	1.180	-0.05	0.242	0.286
5	WCDMA V_Ant 0	RMC 12.2Kbps	Right Cheek	0mm	4182	836.4	23.74	24.50	1.191	-0.18	0.267	0.318
	WCDMA V_Ant 0	RMC 12.2Kbps	Right Cheek	0mm	4233	846.6	23.72	24.50	1.197	-0.05	0.254	0.304
	WCDMA V_Ant 0	RMC 12.2Kbps	Right Tilted	0mm	4132	826.4	23.78	24.50	1.180	-0.11	0.148	0.175
	WCDMA V_Ant 0	RMC 12.2Kbps	Left Cheek	0mm	4132	826.4	23.78	24.50	1.180	0.17	0.236	0.279
	WCDMA V_Ant 0	RMC 12.2Kbps	Left Tilted	0mm	4132	826.4	23.78	24.50	1.180	-0.11	0.157	0.185

<CDMA SAR>

WLAN OFF / WLAN ON												
Plot No.	Band	Mode	Test Position	Gap (mm)	Ch.	Freq. (MHz)	Average Power (dBm)	Tune-Up Limit (dBm)	Tune-up Scaling Factor	Power Drift (dB)	Measured 1g SAR (W/kg)	Reported 1g SAR (W/kg)
	CDMA BC0_Ant 0	1xRTT RC3 SO55	Right Cheek	0mm	384	836.52	24.71	25.50	1.199	-0.17	0.247	0.296
	CDMA BC0_Ant 0	1xRTT RC3 SO55	Right Tilted	0mm	384	836.52	24.71	25.50	1.199	-0.03	0.049	0.059
6	CDMA BC0_Ant 0	1xRTT RC3 SO55	Left Cheek	0mm	384	836.52	24.71	25.50	1.199	-0.06	0.273	0.327
	CDMA BC0_Ant 0	1xRTT RC3 SO55	Left Cheek	0mm	1013	824.7	24.68	25.50	1.208	-0.05	0.270	0.326
	CDMA BC0_Ant 0	1xRTT RC3 SO55	Left Cheek	0mm	777	848.31	24.61	25.50	1.227	0.06	0.230	0.282
	CDMA BC0_Ant 0	1xRTT RC3 SO55	Left Tilted	0mm	384	836.52	24.71	25.50	1.199	0.01	0.224	0.269

WLAN OFF												
Plot No.	Band	Mode	Test Position	Gap (mm)	Ch.	Freq. (MHz)	Average Power (dBm)	Tune-Up Limit (dBm)	Tune-up Scaling Factor	Power Drift (dB)	Measured 1g SAR (W/kg)	Reported 1g SAR (W/kg)
	CDMA BC1_Ant 0	1xRTT RC3 SO55	Right Cheek	0mm	25	1851.25	24.55	25.00	1.109	-0.13	0.316	0.350
	CDMA BC1_Ant 0	1xRTT RC3 SO55	Right Tilted	0mm	25	1851.25	24.55	25.00	1.109	0	0.299	0.332
	CDMA BC1_Ant 0	1xRTT RC3 SO55	Left Cheek	0mm	25	1851.25	24.55	25.00	1.109	-0.11	0.579	0.642
	CDMA BC1_Ant 0	1xRTT RC3 SO55	Left Cheek	0mm	600	1880	24.44	25.00	1.138	-0.08	0.582	0.662
7	CDMA BC1_Ant 0	1xRTT RC3 SO55	Left Cheek	0mm	1175	1908.75	24.51	25.00	1.119	-0.14	0.592	0.663
	CDMA BC1_Ant 0	1xRTT RC3 SO55	Left Tilted	0mm	25	1851.25	24.55	25.00	1.109	0.07	0.274	0.304

WLAN ON												
Plot No.	Band	Mode	Test Position	Gap (mm)	Ch.	Freq. (MHz)	Average Power (dBm)	Tune-Up Limit (dBm)	Tune-up Scaling Factor	Power Drift (dB)	Measured 1g SAR (W/kg)	Reported 1g SAR (W/kg)
	CDMA BC1_Ant 0	1xRTT RC3 SO55	Right Cheek	0mm	25	1851.25	21.95	22.50	1.135	-0.02	0.164	0.186
	CDMA BC1_Ant 0	1xRTT RC3 SO55	Right Tilted	0mm	25	1851.25	21.95	22.50	1.135	-0.03	0.163	0.185
	CDMA BC1_Ant 0	1xRTT RC3 SO55	Left Cheek	0mm	25	1851.25	21.95	22.50	1.135	-0.02	0.326	0.370
	CDMA BC1_Ant 0	1xRTT RC3 SO55	Left Cheek	0mm	600	1880	21.72	22.50	1.197	-0.08	0.325	0.389
	CDMA BC1_Ant 0	1xRTT RC3 SO55	Left Cheek	0mm	1175	1908.75	21.85	22.50	1.161	-0.04	0.336	0.390
	CDMA BC1_Ant 0	1xRTT RC3 SO55	Left Tilted	0mm	25	1851.25	21.95	22.50	1.135	-0.09	0.142	0.161

WLAN OFF / WLAN ON												
Plot No.	Band	Mode	Test Position	Gap (mm)	Ch.	Freq. (MHz)	Average Power (dBm)	Tune-Up Limit (dBm)	Tune-up Scaling Factor	Power Drift (dB)	Measured 1g SAR (W/kg)	Reported 1g SAR (W/kg)
8	CDMA BC10_Ant 0	1xRTT RC3 SO55	Right Cheek	0mm	580	820.5	24.81	25.50	1.172	-0.11	0.248	0.291
	CDMA BC10_Ant 0	1xRTT RC3 SO55	Right Tilted	0mm	580	820.5	24.81	25.50	1.172	-0.17	0.150	0.176
	CDMA BC10_Ant 0	1xRTT RC3 SO55	Left Cheek	0mm	580	820.5	24.81	25.50	1.172	-0.06	0.224	0.263
	CDMA BC10_Ant 0	1xRTT RC3 SO55	Left Tilted	0mm	580	820.5	24.81	25.50	1.172	-0.01	0.205	0.240



<FDD LTE SAR>

WLAN OFF															
Plot No.	Band	BW (MHz)	Modulation	RB Size	RB offset	Test Position	Gap (mm)	Ch.	Freq. (MHz)	Average Power (dBm)	Tune-Up Limit (dBm)	Tune-up Scaling Factor	Power Drift (dB)	Measured 1g SAR (W/kg)	Reported 1g SAR (W/kg)
	LTE Band 7_Ant 2	20M	QPSK	1	99	Right Cheek	0mm	21100	2535	24.06	24.50	1.107	-0.12	0.440	0.487
9	LTE Band 7_Ant 2	20M	QPSK	1	99	Right Cheek	0mm	20850	2510	24.06	24.50	1.107	-0.12	0.466	0.516
	LTE Band 7_Ant 2	20M	QPSK	1	99	Right Cheek	0mm	21350	2560	23.98	24.50	1.127	-0.09	0.435	0.490
	LTE Band 7_Ant 2	20M	QPSK	50	50	Right Cheek	0mm	21100	2535	23.05	23.50	1.109	-0.19	0.337	0.374
	LTE Band 7_Ant 2	20M	QPSK	1	99	Right Tilted	0mm	21100	2535	24.06	24.50	1.107	-0.08	0.075	0.083
	LTE Band 7_Ant 2	20M	QPSK	50	50	Right Tilted	0mm	21100	2535	23.05	23.50	1.109	-0.12	0.059	0.065
	LTE Band 7_Ant 2	20M	QPSK	1	99	Left Cheek	0mm	21100	2535	24.06	24.50	1.107	0.17	0.208	0.230
	LTE Band 7_Ant 2	20M	QPSK	50	50	Left Cheek	0mm	21100	2535	23.05	23.50	1.109	-0.03	0.156	0.173
	LTE Band 7_Ant 2	20M	QPSK	1	99	Left Tilted	0mm	21100	2535	24.06	24.50	1.107	-0.02	0.125	0.138
	LTE Band 7_Ant 2	20M	QPSK	50	50	Left Tilted	0mm	21100	2535	23.05	23.50	1.109	-0.03	0.092	0.102
WLAN ON															
Plot No.	Band	BW (MHz)	Modulation	RB Size	RB offset	Test Position	Gap (mm)	Ch.	Freq. (MHz)	Average Power (dBm)	Tune-Up Limit (dBm)	Tune-up Scaling Factor	Power Drift (dB)	Measured 1g SAR (W/kg)	Reported 1g SAR (W/kg)
	LTE Band 7_Ant 2	20M	QPSK	1	0	Right Cheek	0mm	21100	2535	22.36	23.00	1.159	-0.09	0.380	0.440
	LTE Band 7_Ant 2	20M	QPSK	50	24	Right Cheek	0mm	21100	2535	22.16	23.00	1.213	0.11	0.396	0.481
	LTE Band 7_Ant 2	20M	QPSK	50	24	Right Cheek	0mm	20850	2510	22.14	23.00	1.219	-0.06	0.367	0.447
	LTE Band 7_Ant 2	20M	QPSK	50	24	Right Cheek	0mm	21350	2560	22.11	23.00	1.227	-0.17	0.309	0.379
	LTE Band 7_Ant 2	20M	QPSK	1	0	Right Tilted	0mm	21100	2535	22.36	23.00	1.159	0.13	0.052	0.060
	LTE Band 7_Ant 2	20M	QPSK	50	24	Right Tilted	0mm	21100	2535	22.16	23.00	1.213	0.05	0.053	0.064
	LTE Band 7_Ant 2	20M	QPSK	1	0	Left Cheek	0mm	21100	2535	22.36	23.00	1.159	-0.03	0.159	0.184
	LTE Band 7_Ant 2	20M	QPSK	50	24	Left Cheek	0mm	21100	2535	22.16	23.00	1.213	-0.1	0.156	0.189
	LTE Band 7_Ant 2	20M	QPSK	1	0	Left Tilted	0mm	21100	2535	22.36	23.00	1.159	-0.08	0.095	0.110
	LTE Band 7_Ant 2	20M	QPSK	50	24	Left Tilted	0mm	21100	2535	22.16	23.00	1.213	-0.13	0.093	0.113

WLAN OFF / WLAN ON															
Plot No.	Band	BW (MHz)	Modulation	RB Size	RB offset	Test Position	Gap (mm)	Ch.	Freq. (MHz)	Average Power (dBm)	Tune-Up Limit (dBm)	Tune-up Scaling Factor	Power Drift (dB)	Measured 1g SAR (W/kg)	Reported 1g SAR (W/kg)
	LTE Band 12_Ant 0	10M	QPSK	1	49	Right Cheek	0mm	23095	707.5	25.19	25.70	1.125	0.11	0.146	0.164
	LTE Band 12_Ant 0	10M	QPSK	25	12	Right Cheek	0mm	23095	707.5	24.24	24.70	1.112	-0.16	0.118	0.131
	LTE Band 12_Ant 0	10M	QPSK	1	49	Right Tilted	0mm	23095	707.5	25.19	25.70	1.125	-0.16	0.070	0.079
	LTE Band 12_Ant 0	10M	QPSK	25	12	Right Tilted	0mm	23095	707.5	24.24	24.70	1.112	-0.02	0.056	0.062
10	LTE Band 12_Ant 0	10M	QPSK	1	49	Left Cheek	0mm	23095	707.5	25.19	25.70	1.125	-0.05	0.173	0.195
	LTE Band 12_Ant 0	10M	QPSK	25	12	Left Cheek	0mm	23095	707.5	24.24	24.70	1.112	0.01	0.133	0.148
	LTE Band 12_Ant 0	10M	QPSK	1	49	Left Tilted	0mm	23095	707.5	25.19	25.70	1.125	0.08	0.105	0.118
	LTE Band 12_Ant 0	10M	QPSK	25	12	Left Tilted	0mm	23095	707.5	24.24	24.70	1.112	-0.04	0.077	0.086



WLAN OFF / WLAN ON															
Plot No.	Band	BW (MHz)	Modulation	RB Size	RB offset	Test Position	Gap (mm)	Ch.	Freq. (MHz)	Average Power (dBm)	Tune-Up Limit (dBm)	Tune-up Scaling Factor	Power Drift (dB)	Measured 1g SAR (W/kg)	Reported 1g SAR (W/kg)
	LTE Band 13_Ant 0	10M	QPSK	1	25	Right Cheek	0mm	23230	782	24.59	25.30	1.178	0	0.298	0.351
	LTE Band 13_Ant 0	10M	QPSK	25	12	Right Cheek	0mm	23230	782	23.67	24.30	1.156	-0.05	0.222	0.257
	LTE Band 13_Ant 0	10M	QPSK	1	25	Right Tilted	0mm	23230	782	24.59	25.30	1.178	-0.03	0.140	0.165
	LTE Band 13_Ant 0	10M	QPSK	25	12	Right Tilted	0mm	23230	782	23.67	24.30	1.156	-0.05	0.112	0.129
	LTE Band 13_Ant 0	10M	QPSK	1	25	Left Cheek	0mm	23230	782	24.59	25.30	1.178	-0.01	0.220	0.259
	LTE Band 13_Ant 0	10M	QPSK	25	12	Left Cheek	0mm	23230	782	23.67	24.30	1.156	0.02	0.176	0.203
	LTE Band 13_Ant 0	10M	QPSK	1	25	Left Tilted	0mm	23230	782	24.59	25.30	1.178	0.06	0.159	0.187
	LTE Band 13_Ant 0	10M	QPSK	25	12	Left Tilted	0mm	23230	782	23.67	24.30	1.156	0.07	0.128	0.148
WLAN OFF															
Plot No.	Band	BW (MHz)	Modulation	RB Size	RB offset	Test Position	Gap (mm)	Ch.	Freq. (MHz)	Average Power (dBm)	Tune-Up Limit (dBm)	Tune-up Scaling Factor	Power Drift (dB)	Measured 1g SAR (W/kg)	Reported 1g SAR (W/kg)
11	LTE Band 13_Ant 1	10M	QPSK	1	25	Right Cheek	0mm	23230	782	24.59	25.30	1.178	0.03	0.845	0.995
	LTE Band 13_Ant 1	10M	QPSK	25	12	Right Cheek	0mm	23230	782	23.67	24.30	1.156	-0.08	0.683	0.790
	LTE Band 13_Ant 1	10M	QPSK	50	0	Right Cheek	0mm	23230	782	23.65	24.30	1.161	-0.05	0.685	0.796
	LTE Band 13_Ant 1	10M	QPSK	1	25	Right Tilted	0mm	23230	782	24.59	25.30	1.178	-0.12	0.746	0.878
	LTE Band 13_Ant 1	10M	QPSK	25	12	Right Tilted	0mm	23230	782	23.67	24.30	1.156	-0.11	0.596	0.689
	LTE Band 13_Ant 1	10M	QPSK	50	0	Right Tilted	0mm	23230	782	23.65	24.30	1.161	-0.11	0.589	0.684
	LTE Band 13_Ant 1	10M	QPSK	1	25	Left Cheek	0mm	23230	782	24.59	25.30	1.178	-0.1	0.407	0.479
	LTE Band 13_Ant 1	10M	QPSK	25	12	Left Cheek	0mm	23230	782	23.67	24.30	1.156	-0.06	0.331	0.383
	LTE Band 13_Ant 1	10M	QPSK	1	25	Left Tilted	0mm	23230	782	24.59	25.30	1.178	-0.14	0.334	0.393
	LTE Band 13_Ant 1	10M	QPSK	25	12	Left Tilted	0mm	23230	782	23.67	24.30	1.156	-0.11	0.271	0.313

WLAN OFF / WLAN ON															
Plot No.	Band	BW (MHz)	Modulation	RB Size	RB offset	Test Position	Gap (mm)	Ch.	Freq. (MHz)	Average Power (dBm)	Tune-Up Limit (dBm)	Tune-up Scaling Factor	Power Drift (dB)	Measured 1g SAR (W/kg)	Reported 1g SAR (W/kg)
	LTE Band 14_Ant 0	10M	QPSK	1	0	Right Cheek	0mm	23330	793	24.67	25.50	1.211	0.02	0.350	0.424
	LTE Band 14_Ant 0	10M	QPSK	25	0	Right Cheek	0mm	23330	793	23.64	24.50	1.219	-0.05	0.264	0.322
	LTE Band 14_Ant 0	10M	QPSK	1	0	Right Tilted	0mm	23330	793	24.67	25.50	1.211	-0.07	0.189	0.229
	LTE Band 14_Ant 0	10M	QPSK	25	0	Right Tilted	0mm	23330	793	23.64	24.50	1.219	-0.11	0.140	0.171
	LTE Band 14_Ant 0	10M	QPSK	1	0	Left Cheek	0mm	23330	793	24.67	25.50	1.211	0.04	0.255	0.309
	LTE Band 14_Ant 0	10M	QPSK	25	0	Left Cheek	0mm	23330	793	23.64	24.50	1.219	0.05	0.209	0.255
	LTE Band 14_Ant 0	10M	QPSK	1	0	Left Tilted	0mm	23330	793	24.67	25.50	1.211	0.06	0.184	0.223
	LTE Band 14_Ant 0	10M	QPSK	25	0	Left Tilted	0mm	23330	793	23.64	24.50	1.219	0.11	0.154	0.188
WLAN OFF															
Plot No.	Band	BW (MHz)	Modulation	RB Size	RB offset	Test Position	Gap (mm)	Ch.	Freq. (MHz)	Average Power (dBm)	Tune-Up Limit (dBm)	Tune-up Scaling Factor	Power Drift (dB)	Measured 1g SAR (W/kg)	Reported 1g SAR (W/kg)
12	LTE Band 14_Ant 1	10M	QPSK	1	0	Right Cheek	0mm	23330	793	24.67	25.50	1.211	-0.08	0.934	1.131
	LTE Band 14_Ant 1	10M	QPSK	25	0	Right Cheek	0mm	23330	793	23.64	24.50	1.219	-0.06	0.746	0.909
	LTE Band 14_Ant 1	10M	QPSK	50	0	Right Cheek	0mm	23330	793	23.62	24.50	1.225	-0.18	0.725	0.888
	LTE Band 14_Ant 1	10M	QPSK	1	0	Right Tilted	0mm	23330	793	24.67	25.50	1.211	-0.07	0.735	0.890
	LTE Band 14_Ant 1	10M	QPSK	25	0	Right Tilted	0mm	23330	793	23.64	24.50	1.219	-0.12	0.588	0.717
	LTE Band 14_Ant 1	10M	QPSK	50	0	Right Tilted	0mm	23330	793	23.62	24.50	1.225	-0.08	0.579	0.709
	LTE Band 14_Ant 1	10M	QPSK	1	0	Left Cheek	0mm	23330	793	24.67	25.50	1.211	-0.01	0.422	0.511
	LTE Band 14_Ant 1	10M	QPSK	25	0	Left Cheek	0mm	23330	793	23.64	24.50	1.219	-0.06	0.339	0.413
	LTE Band 14_Ant 1	10M	QPSK	1	0	Left Tilted	0mm	23230	793	24.67	25.50	1.211	-0.04	0.352	0.426
	LTE Band 14_Ant 1	10M	QPSK	25	0	Left Tilted	0mm	23230	793	23.64	24.50	1.219	-0.14	0.281	0.343



WLAN OFF															
Plot No.	Band	BW (MHz)	Modulation	RB Size	RB offset	Test Position	Gap (mm)	Ch.	Freq. (MHz)	Average Power (dBm)	Tune-Up Limit (dBm)	Tune-up Scaling Factor	Power Drift (dB)	Measured 1g SAR (W/kg)	Reported 1g SAR (W/kg)
	LTE Band 25_Ant 0	20M	QPSK	1	0	Right Cheek	0mm	26140	1860	24.93	25.10	1.040	-0.01	0.280	0.291
	LTE Band 25_Ant 0	20M	QPSK	50	24	Right Cheek	0mm	26590	1905	24.00	24.10	1.023	-0.14	0.260	0.266
	LTE Band 25_Ant 0	20M	QPSK	1	0	Right Tilted	0mm	26140	1860	24.93	25.10	1.040	-0.03	0.327	0.340
	LTE Band 25_Ant 0	20M	QPSK	50	24	Right Tilted	0mm	26590	1905	24.00	24.10	1.023	-0.06	0.273	0.279
	LTE Band 25_Ant 0	20M	QPSK	1	0	Left Cheek	0mm	26140	1860	24.93	25.10	1.040	0.07	0.591	0.615
13	LTE Band 25_Ant 0	20M	QPSK	1	0	Left Cheek	0mm	26340	1880	24.78	25.10	1.076	-0.12	0.611	0.658
	LTE Band 25_Ant 0	20M	QPSK	1	0	Left Cheek	0mm	26590	1905	24.88	25.10	1.052	-0.13	0.608	0.640
	LTE Band 25_Ant 0	20M	QPSK	50	24	Left Cheek	0mm	26590	1905	24.00	24.10	1.023	-0.06	0.515	0.527
	LTE Band 25_Ant 0	20M	QPSK	1	0	Left Tilted	0mm	26140	1860	24.93	25.10	1.040	0.04	0.311	0.323
	LTE Band 25_Ant 0	20M	QPSK	50	24	Left Tilted	0mm	26590	1905	24.00	24.10	1.023	-0.06	0.252	0.258
WLAN ON															
Plot No.	Band	BW (MHz)	Modulation	RB Size	RB offset	Test Position	Gap (mm)	Ch.	Freq. (MHz)	Average Power (dBm)	Tune-Up Limit (dBm)	Tune-up Scaling Factor	Power Drift (dB)	Measured 1g SAR (W/kg)	Reported 1g SAR (W/kg)
	LTE Band 25_Ant 0	20M	QPSK	1	0	Right Cheek	0mm	26140	1860	22.70	23.50	1.202	-0.01	0.162	0.195
	LTE Band 25_Ant 0	20M	QPSK	50	24	Right Cheek	0mm	26140	1860	22.79	23.50	1.178	-0.18	0.176	0.207
	LTE Band 25_Ant 0	20M	QPSK	1	0	Right Tilted	0mm	26140	1860	22.70	23.50	1.202	-0.1	0.181	0.218
	LTE Band 25_Ant 0	20M	QPSK	50	24	Right Tilted	0mm	26140	1860	22.79	23.50	1.178	-0.02	0.199	0.234
	LTE Band 25_Ant 0	20M	QPSK	1	0	Left Cheek	0mm	26140	1860	22.70	23.50	1.202	-0.07	0.295	0.355
	LTE Band 25_Ant 0	20M	QPSK	1	0	Left Cheek	0mm	26340	1880	22.67	23.50	1.211	-0.01	0.317	0.384
	LTE Band 25_Ant 0	20M	QPSK	1	0	Left Cheek	0mm	26590	1905	22.66	23.50	1.213	-0.07	0.329	0.399
	LTE Band 25_Ant 0	20M	QPSK	50	24	Left Cheek	0mm	26140	1860	22.79	23.50	1.178	-0.15	0.278	0.327
	LTE Band 25_Ant 0	20M	QPSK	1	0	Left Tilted	0mm	26140	1860	22.70	23.50	1.202	0.06	0.181	0.218
	LTE Band 25_Ant 0	20M	QPSK	50	24	Left Tilted	0mm	26140	1860	22.79	23.50	1.178	-0.06	0.199	0.234

WLAN OFF / WLAN ON															
Plot No.	Band	BW (MHz)	Modulation	RB Size	RB offset	Test Position	Gap (mm)	Ch.	Freq. (MHz)	Average Power (dBm)	Tune-Up Limit (dBm)	Tune-up Scaling Factor	Power Drift (dB)	Measured 1g SAR (W/kg)	Reported 1g SAR (W/kg)
14	LTE Band 26_Ant 0	15M	QPSK	1	37	Right Cheek	0mm	26865	831.5	25.04	25.70	1.164	-0.07	0.350	0.407
	LTE Band 26_Ant 0	15M	QPSK	36	20	Right Cheek	0mm	26865	831.5	24.12	24.70	1.143	0.12	0.283	0.323
	LTE Band 26_Ant 0	15M	QPSK	1	37	Right Tilted	0mm	26865	831.5	25.04	25.70	1.164	-0.02	0.199	0.232
	LTE Band 26_Ant 0	15M	QPSK	36	20	Right Tilted	0mm	26865	831.5	24.12	24.70	1.143	0.06	0.161	0.184
	LTE Band 26_Ant 0	15M	QPSK	1	37	Left Cheek	0mm	26865	831.5	25.04	25.70	1.164	0.14	0.324	0.377
	LTE Band 26_Ant 0	15M	QPSK	36	20	Left Cheek	0mm	26865	831.5	24.12	24.70	1.143	-0.09	0.263	0.301
	LTE Band 26_Ant 0	15M	QPSK	1	37	Left Tilted	0mm	26865	831.5	25.04	25.70	1.164	0.03	0.193	0.225
	LTE Band 26_Ant 0	15M	QPSK	36	20	Left Tilted	0mm	26865	831.5	24.12	24.70	1.143	0.07	0.158	0.181



WLAN OFF															
Plot No.	Band	BW (MHz)	Modulation	RB Size	RB offset	Test Position	Gap (mm)	Ch.	Freq. (MHz)	Average Power (dBm)	Tune-Up Limit (dBm)	Tune-up Scaling Factor	Power Drift (dB)	Measured 1g SAR (W/kg)	Reported 1g SAR (W/kg)
15	LTE Band 30_Ant 2	10M	QPSK	1	25	Right Cheek	0mm	27710	2310	24.53	25.10	1.140	0.09	0.693	0.790
	LTE Band 30_Ant 2	10M	QPSK	25	12	Right Cheek	0mm	27710	2310	23.58	24.10	1.127	0.01	0.576	0.649
	LTE Band 30_Ant 2	10M	QPSK	1	25	Right Tilted	0mm	27710	2310	24.53	25.10	1.140	0.12	0.222	0.253
	LTE Band 30_Ant 2	10M	QPSK	25	12	Right Tilted	0mm	27710	2310	23.58	24.10	1.127	0.04	0.183	0.206
	LTE Band 30_Ant 2	10M	QPSK	1	25	Left Cheek	0mm	27710	2310	24.53	25.10	1.140	0.01	0.352	0.401
	LTE Band 30_Ant 2	10M	QPSK	25	12	Left Cheek	0mm	27710	2310	23.58	24.10	1.127	-0.02	0.292	0.329
	LTE Band 30_Ant 2	10M	QPSK	1	25	Left Tilted	0mm	27710	2310	24.53	25.10	1.140	0.07	0.271	0.309
	LTE Band 30_Ant 2	10M	QPSK	25	12	Left Tilted	0mm	27710	2310	23.58	24.10	1.127	0.05	0.222	0.250
WLAN ON															
Plot No.	Band	BW (MHz)	Modulation	RB Size	RB offset	Test Position	Gap (mm)	Ch.	Freq. (MHz)	Average Power (dBm)	Tune-Up Limit (dBm)	Tune-up Scaling Factor	Power Drift (dB)	Measured 1g SAR (W/kg)	Reported 1g SAR (W/kg)
	LTE Band 30_Ant 2	10M	QPSK	1	0	Right Cheek	0mm	27710	2310	21.47	22.70	1.327	0.06	0.332	0.441
	LTE Band 30_Ant 2	10M	QPSK	25	0	Right Cheek	0mm	27710	2310	21.45	22.70	1.334	-0.03	0.373	0.497
	LTE Band 30_Ant 2	10M	QPSK	1	0	Right Tilted	0mm	27710	2310	21.47	22.70	1.327	0.09	0.114	0.151
	LTE Band 30_Ant 2	10M	QPSK	25	0	Right Tilted	0mm	27710	2310	21.45	22.70	1.334	-0.01	0.114	0.152
	LTE Band 30_Ant 2	10M	QPSK	1	0	Left Cheek	0mm	27710	2310	21.47	22.70	1.327	0.02	0.185	0.246
	LTE Band 30_Ant 2	10M	QPSK	25	0	Left Cheek	0mm	27710	2310	21.45	22.70	1.334	0	0.192	0.256
	LTE Band 30_Ant 2	10M	QPSK	1	0	Left Tilted	0mm	27710	2310	21.47	22.70	1.327	0.1	0.140	0.186
	LTE Band 30_Ant 2	10M	QPSK	25	0	Left Tilted	0mm	27710	2310	21.45	22.70	1.334	0.06	0.143	0.191

WLAN OFF / WLAN ON															
Plot No.	Band	BW (MHz)	Modulation	RB Size	RB offset	Test Position	Gap (mm)	Ch.	Freq. (MHz)	Average Power (dBm)	Tune-Up Limit (dBm)	Tune-up Scaling Factor	Power Drift (dB)	Measured 1g SAR (W/kg)	Reported 1g SAR (W/kg)
	LTE Band 66_Ant 0	20M	QPSK	1	0	Right Cheek	0mm	132572	1770	23.91	24.50	1.146	-0.06	0.178	0.204
	LTE Band 66_Ant 0	20M	QPSK	50	24	Right Cheek	0mm	132572	1770	22.82	23.50	1.169	-0.19	0.142	0.166
	LTE Band 66_Ant 0	20M	QPSK	1	0	Right Tilted	0mm	132572	1770	23.91	24.50	1.146	-0.08	0.174	0.199
	LTE Band 66_Ant 0	20M	QPSK	50	24	Right Tilted	0mm	132572	1770	22.82	23.50	1.169	0.03	0.135	0.158
16	LTE Band 66_Ant 0	20M	QPSK	1	0	Left Cheek	0mm	132572	1770	23.91	24.50	1.146	0.18	0.349	0.400
	LTE Band 66_Ant 0	20M	QPSK	1	0	Left Cheek	0mm	132072	1720	23.65	24.50	1.216	0.09	0.294	0.358
	LTE Band 66_Ant 0	20M	QPSK	1	0	Left Cheek	0mm	132322	1745	23.78	24.50	1.180	0.04	0.322	0.380
	LTE Band 66_Ant 0	20M	QPSK	50	24	Left Cheek	0mm	132572	1770	22.82	23.50	1.169	-0.13	0.277	0.324
	LTE Band 66_Ant 0	20M	QPSK	1	0	Left Tilted	0mm	132572	1770	23.91	24.50	1.146	-0.02	0.146	0.167
	LTE Band 66_Ant 0	20M	QPSK	50	24	Left Tilted	0mm	132572	1770	22.82	23.50	1.169	0.05	0.114	0.133





WLAN OFF / WLAN ON															
Plot No.	Band	BW (MHz)	Modulation	RB Size	RB offset	Test Position	Gap (mm)	Ch.	Freq. (MHz)	Average Power (dBm)	Tune-Up Limit (dBm)	Tune-up Scaling Factor	Power Drift (dB)	Measured 1g SAR (W/kg)	Reported 1g SAR (W/kg)
	LTE Band 71_Ant 0	20M	QPSK	1	99	Right Cheek	0mm	133322	683	24.08	24.60	1.127	-0.12	0.125	0.141
	LTE Band 71_Ant 0	20M	QPSK	50	50	Right Cheek	0mm	133322	683	22.99	23.60	1.151	-0.18	0.105	0.121
	LTE Band 71_Ant 0	20M	QPSK	1	99	Right Tilted	0mm	133322	683	24.08	24.60	1.127	-0.1	0.082	0.092
	LTE Band 71_Ant 0	20M	QPSK	50	50	Right Tilted	0mm	133322	683	22.99	23.60	1.151	0	0.067	0.077
	LTE Band 71_Ant 0	20M	QPSK	1	99	Left Cheek	0mm	133322	683	24.08	24.60	1.127	0.12	0.132	0.149
	LTE Band 71_Ant 0	20M	QPSK	50	50	Left Cheek	0mm	133322	683	22.99	23.60	1.151	-0.05	0.108	0.124
	LTE Band 71_Ant 0	20M	QPSK	1	99	Left Tilted	0mm	133322	683	24.08	24.60	1.127	0.08	0.076	0.086
	LTE Band 71_Ant 0	20M	QPSK	50	50	Left Tilted	0mm	133322	683	22.99	23.60	1.151	-0.04	0.062	0.071
WLAN OFF															
Plot No.	Band	BW (MHz)	Modulation	RB Size	RB offset	Test Position	Gap (mm)	Ch.	Freq. (MHz)	Average Power (dBm)	Tune-Up Limit (dBm)	Tune-up Scaling Factor	Power Drift (dB)	Measured 1g SAR (W/kg)	Reported 1g SAR (W/kg)
17	LTE Band 71_Ant 1	20M	QPSK	1	99	Right Cheek	0mm	133322	683	24.08	24.60	1.127	-0.06	1.060	1.195
	LTE Band 71_Ant 1	20M	QPSK	50	50	Right Cheek	0mm	133322	683	22.99	23.60	1.151	-0.05	0.839	0.966
	LTE Band 71_Ant 1	20M	QPSK	100	0	Right Cheek	0mm	133322	683	22.95	23.60	1.161	-0.03	0.824	0.957
	LTE Band 71_Ant 1	20M	QPSK	1	99	Right Tilted	0mm	133322	683	24.08	24.60	1.127	-0.07	0.713	0.804
	LTE Band 71_Ant 1	20M	QPSK	50	50	Right Tilted	0mm	133322	683	22.99	23.60	1.151	-0.04	0.678	0.780
	LTE Band 71_Ant 1	20M	QPSK	100	0	Right Tilted	0mm	133322	683	22.95	23.60	1.161	-0.04	0.646	0.750
	LTE Band 71_Ant 1	20M	QPSK	1	99	Left Cheek	0mm	133322	683	24.08	24.60	1.127	0.02	0.382	0.431
	LTE Band 71_Ant 1	20M	QPSK	50	50	Left Cheek	0mm	133322	683	22.99	23.60	1.151	-0.07	0.291	0.335
	LTE Band 71_Ant 1	20M	QPSK	1	99	Left Tilted	0mm	133322	683	24.08	24.60	1.127	0	0.326	0.367
	LTE Band 71_Ant 1	20M	QPSK	50	50	Left Tilted	0mm	133322	683	22.99	23.60	1.151	-0.03	0.251	0.289

WLAN OFF / WLAN ON																	
Plot No.	Band	BW (MHz)	Modulation	RB Size	RB offset	Test Position	Gap (mm)	Ch.	Freq. (MHz)	Average Power (dBm)	Tune-Up Limit (dBm)	Tune-up Scaling Factor	Duty Cycle %	Duty Cycle Scaling Factor	Power Drift (dB)	Measured 1g SAR (W/kg)	Reported 1g SAR (W/kg)
18	LTE Band 38_Ant 2	20M	QPSK	1	0	Right Cheek	0mm	38000	2595	25.43	25.70	1.064	62.90	1.006	0	0.227	0.243
	LTE Band 38_Ant 2	20M	QPSK	50	0	Right Cheek	0mm	38000	2595	24.49	24.70	1.050	62.90	1.006	0.11	0.177	0.187
	LTE Band 38_Ant 2	20M	QPSK	1	0	Right Tilted	0mm	38000	2595	25.43	25.70	1.064	62.90	1.006	0.14	0.055	0.059
	LTE Band 38_Ant 2	20M	QPSK	50	0	Right Tilted	0mm	38000	2595	24.49	24.70	1.050	62.90	1.006	0.01	0.043	0.045
	LTE Band 38_Ant 2	20M	QPSK	1	0	Left Cheek	0mm	38000	2595	25.43	25.70	1.064	62.90	1.006	0.04	0.111	0.119
	LTE Band 38_Ant 2	20M	QPSK	50	0	Left Cheek	0mm	38000	2595	24.49	24.70	1.050	62.90	1.006	0.18	0.087	0.092
	LTE Band 38_Ant 2	20M	QPSK	1	0	Left Tilted	0mm	38000	2595	25.43	25.70	1.064	62.90	1.006	0	0.089	0.095
	LTE Band 38_Ant 2	20M	QPSK	50	0	Left Tilted	0mm	38000	2595	24.49	24.70	1.050	62.90	1.006	0.08	0.071	0.075

WLAN OFF / WLAN ON																	
Plot No.	Band	BW (MHz)	Modulation	RB Size	RB offset	Test Position	Gap (mm)	Ch.	Freq. (MHz)	Average Power (dBm)	Tune-Up Limit (dBm)	Tune-up Scaling Factor	Duty Cycle %	Duty Cycle Scaling Factor	Power Drift (dB)	Measured 1g SAR (W/kg)	Reported 1g SAR (W/kg)
	LTE Band 41_Ant 2	20M	QPSK	1	0	Right Cheek	0mm	41490	2680	24.11	25.00	1.227	62.90	1.006	0.05	0.223	0.275
	LTE Band 41_Ant 2_HPUE	20M	QPSK	1	0	Right Cheek	0mm	41490	2680	25.49	26.50	1.262	42.90	1.009	0.09	0.214	0.272
19	LTE Band 41_Ant 2	20M	QPSK	1	0	Right Cheek	0mm	39750	2506	23.91	25.00	1.285	62.90	1.006	0.04	0.328	0.424
	LTE Band 41_Ant 2	20M	QPSK	1	0	Right Cheek	0mm	40185	2549.5	23.99	25.00	1.262	62.90	1.006	0.16	0.272	0.345
	LTE Band 41_Ant 2	20M	QPSK	1	0	Right Cheek	0mm	40620	2593	24.06	25.00	1.242	62.90	1.006	0.11	0.244	0.305
	LTE Band 41_Ant 2	20M	QPSK	1	0	Right Cheek	0mm	41055	2636.5	24.09	25.00	1.233	62.90	1.006	0.09	0.224	0.278
	LTE Band 41_Ant 2	20M	QPSK	50	0	Right Cheek	0mm	41490	2680	23.17	24.00	1.211	62.90	1.006	0.19	0.139	0.169
	LTE Band 41_Ant 2	20M	QPSK	1	0	Right Tilted	0mm	41490	2680	24.11	25.00	1.227	62.90	1.006	0.19	0.051	0.063
	LTE Band 41_Ant 2	20M	QPSK	50	0	Right Tilted	0mm	41490	2680	23.17	24.00	1.211	62.90	1.006	0.19	0.040	0.049
	LTE Band 41_Ant 2	20M	QPSK	1	0	Left Cheek	0mm	41490	2680	24.11	25.00	1.227	62.90	1.006	0.02	0.088	0.109
	LTE Band 41_Ant 2	20M	QPSK	50	0	Left Cheek	0mm	41490	2680	23.17	24.00	1.211	62.90	1.006	0.13	0.068	0.083
	LTE Band 41_Ant 2	20M	QPSK	1	0	Left Tilted	0mm	41490	2680	24.11	25.00	1.227	62.90	1.006	0.14	0.088	0.109
	LTE Band 41_Ant 2	20M	QPSK	50	0	Left Tilted	0mm	41490	2680	23.17	24.00	1.211	62.90	1.006	0.15	0.068	0.083



<WLAN SAR>

WWAN OFF & WWAN ON															
Plot No.	Band	Mode	Test Position	Gap (mm)	Antenna	Ch.	Freq. (MHz)	Average Power (dBm)	Tune-Up Limit (dBm)	Tune-up Scaling Factor	Duty Cycle %	Duty Cycle Scaling Factor	Power Drift (dB)	Measured 1g SAR (W/kg)	Reported 1g SAR (W/kg)
	WLAN2.4GHz	802.11b 1Mbps	Right Cheek	0mm	Ant 0	1	2412	14.80	15.00	1.047	99.05	1.010	0.02	0.135	0.143
	WLAN2.4GHz	802.11b 1Mbps	Right Tilted	0mm	Ant 0	1	2412	14.80	15.00	1.047	99.05	1.010	0.07	0.127	0.134
	WLAN2.4GHz	802.11b 1Mbps	Left Cheek	0mm	Ant 0	1	2412	14.80	15.00	1.047	99.05	1.010	0.11	0.288	0.305
	WLAN2.4GHz	802.11b 1Mbps	Left Tilted	0mm	Ant 0	1	2412	14.80	15.00	1.047	99.05	1.010	0.08	0.182	0.192
	WLAN2.4GHz	802.11b 1Mbps	Right Cheek	0mm	Ant 1	1	2412	13.90	14.00	1.023	98.89	1.011	-0.06	0.051	0.053
	WLAN2.4GHz	802.11b 1Mbps	Right Tilted	0mm	Ant 1	1	2412	13.90	14.00	1.023	98.89	1.011	-0.1	0.038	0.039
	WLAN2.4GHz	802.11b 1Mbps	Left Cheek	0mm	Ant 1	1	2412	13.90	14.00	1.023	98.89	1.011	0	0.189	0.196
	WLAN2.4GHz	802.11b 1Mbps	Left Tilted	0mm	Ant 1	1	2412	13.90	14.00	1.023	98.89	1.011	0.14	0.087	0.090
	WLAN2.4GHz	802.11b 1Mbps	Right Cheek	0mm	Ant 0+1	6	2437	12.90	13.00	1.023	99.12	1.009	0.16	0.143	0.148
	WLAN2.4GHz	802.11b 1Mbps	Right Tilted	0mm	Ant 0+1	6	2437	12.90	13.00	1.023	99.12	1.009	0.13	0.120	0.124
	WLAN2.4GHz	802.11b 1Mbps	Left Cheek	0mm	Ant 0+1	6	2437	12.90	13.00	1.023	99.12	1.009	-0.03	0.430	0.444
	WLAN2.4GHz	802.11b 1Mbps	Left Cheek	0mm	Ant 0+1	1	2412	12.80	13.00	1.047	99.12	1.009	0.06	0.327	0.345
20	WLAN2.4GHz	802.11b 1Mbps	Left Cheek	0mm	Ant 0+1	11	2462	12.30	13.00	1.175	99.12	1.009	0.07	0.395	0.468
	WLAN2.4GHz	802.11b 1Mbps	Left Cheek	0mm	Ant 0+1	12	2467	12.30	13.00	1.175	99.12	1.009	0.07	0.309	0.366
	WLAN2.4GHz	802.11b 1Mbps	Left Cheek	0mm	Ant 0+1	13	2472	7.30	8.00	1.175	99.12	1.009	0.1	0.130	0.154
	WLAN2.4GHz	802.11b 1Mbps	Left Tilted	0mm	Ant 0+1	6	2437	12.90	13.00	1.023	99.12	1.009	0.08	0.277	0.286
	WLAN5GHz	802.11ac-VHT80 MCS0	Right Cheek	0mm	Ant 0	58	5290	11.70	12.00	1.072	92.12	1.086	0.04	0.246	0.286
	WLAN5GHz	802.11ac-VHT80 MCS0	Right Tilted	0mm	Ant 0	58	5290	11.70	12.00	1.072	92.12	1.086	0.14	0.242	0.282
	WLAN5GHz	802.11ac-VHT80 MCS0	Left Cheek	0mm	Ant 0	58	5290	11.70	12.00	1.072	92.12	1.086	0.06	0.257	0.299
	WLAN5GHz	802.11ac-VHT80 MCS0	Left Tilted	0mm	Ant 0	58	5290	11.70	12.00	1.072	92.12	1.086	0.06	0.271	0.315
	WLAN5GHz	802.11ac-VHT80 MCS0	Right Cheek	0mm	Ant 1	58	5290	11.90	12.00	1.023	91.38	1.094	-0.14	0.042	0.047
	WLAN5GHz	802.11ac-VHT80 MCS0	Right Tilted	0mm	Ant 1	58	5290	11.90	12.00	1.023	91.38	1.094	0.05	0.036	0.040
	WLAN5GHz	802.11ac-VHT80 MCS0	Left Cheek	0mm	Ant 1	58	5290	11.90	12.00	1.023	91.38	1.094	-0.08	0.189	0.212
	WLAN5GHz	802.11ac-VHT80 MCS0	Left Tilted	0mm	Ant 1	58	5290	11.90	12.00	1.023	91.38	1.094	-0.09	0.037	0.041
	WLAN5GHz	802.11ac-VHT80 MCS0	Right Cheek	0mm	Ant 0+1	58	5290	11.60	12.00	1.096	90.80	1.101	-0.07	0.244	0.295
	WLAN5GHz	802.11ac-VHT80 MCS0	Right Tilted	0mm	Ant 0+1	58	5290	11.60	12.00	1.096	90.80	1.101	-0.08	0.246	0.297
	WLAN5GHz	802.11ac-VHT80 MCS0	Left Cheek	0mm	Ant 0+1	58	5290	11.60	12.00	1.096	90.80	1.101	0.07	0.317	0.383
21	WLAN5GHz	802.11ac-VHT80 MCS0	Left Tilted	0mm	Ant 0+1	58	5290	11.60	12.00	1.096	90.80	1.101	-0.03	0.322	0.389



WWAN OFF & WWAN ON															
Plot No.	Band	Mode	Test Position	Gap (mm)	Antenna	Ch.	Freq. (MHz)	Average Power (dBm)	Tune-Up Limit (dBm)	Tune-up Scaling Factor	Duty Cycle %	Duty Cycle Scaling Factor	Power Drift (dB)	Measured 1g SAR (W/kg)	Reported 1g SAR (W/kg)
	WLAN5GHz	802.11ac-VHT80 MCS0	Right Cheek	0mm	Ant 0	106	5530	11.40	11.50	1.023	92.12	1.086	-0.06	0.289	0.321
	WLAN5GHz	802.11ac-VHT80 MCS0	Right Tilted	0mm	Ant 0	106	5530	11.40	11.50	1.023	92.12	1.086	-0.07	0.302	0.336
	WLAN5GHz	802.11ac-VHT80 MCS0	Left Cheek	0mm	Ant 0	106	5530	11.40	11.50	1.023	92.12	1.086	0.08	0.451	0.501
	WLAN5GHz	802.11ac-VHT80 MCS0	Left Tilted	0mm	Ant 0	106	5530	11.40	11.50	1.023	92.12	1.086	-0.07	0.475	0.528
	WLAN5GHz	802.11ac-VHT80 MCS0	Left Tilted	0mm	Ant 0	122	5610	11.10	11.50	1.096	92.12	1.086	0.08	0.316	0.376
	WLAN5GHz	802.11ac-VHT80 MCS0	Left Tilted	0mm	Ant 0	138	5690	11.10	11.50	1.096	92.12	1.086	0.02	0.220	0.262
	WLAN5GHz	802.11ac-VHT80 MCS0	Right Cheek	0mm	Ant 1	122	5610	13.90	14.00	1.023	91.38	1.094	-0.17	0.063	0.071
	WLAN5GHz	802.11ac-VHT80 MCS0	Right Tilted	0mm	Ant 1	122	5610	13.90	14.00	1.023	91.38	1.094	-0.03	0.028	0.031
	WLAN5GHz	802.11ac-VHT80 MCS0	Left Cheek	0mm	Ant 1	122	5610	13.90	14.00	1.023	91.38	1.094	0.02	0.297	0.332
	WLAN5GHz	802.11ac-VHT80 MCS0	Left Cheek	0mm	Ant 1	106	5530	11.90	12.00	1.023	91.38	1.094	-0.04	0.125	0.140
	WLAN5GHz	802.11ac-VHT80 MCS0	Left Cheek	0mm	Ant 1	138	5690	13.70	14.00	1.072	91.38	1.094	0.12	0.240	0.281
	WLAN5GHz	802.11ac-VHT80 MCS0	Left Tilted	0mm	Ant 1	122	5610	13.90	14.00	1.023	91.38	1.094	-0.02	0.081	0.091
	WLAN5GHz	802.11ac-VHT80 MCS0	Right Cheek	0mm	Ant 0+1	106	5530	11.80	12.00	1.047	90.80	1.101	-0.14	0.284	0.327
	WLAN5GHz	802.11ac-VHT80 MCS0	Right Tilted	0mm	Ant 0+1	106	5530	11.80	12.00	1.047	90.80	1.101	-0.11	0.339	0.391
	WLAN5GHz	802.11ac-VHT80 MCS0	Left Cheek	0mm	Ant 0+1	106	5530	11.80	12.00	1.047	90.80	1.101	-0.12	0.527	0.608
22	WLAN5GHz	802.11ac-VHT80 MCS0	Left Tilted	0mm	Ant 0+1	106	5530	11.80	12.00	1.047	90.80	1.101	-0.15	0.532	0.613
	WLAN5GHz	802.11ac-VHT80 MCS0	Left Tilted	0mm	Ant 0+1	122	5610	10.70	12.00	1.349	90.80	1.101	-0.03	0.337	0.501
	WLAN5GHz	802.11ac-VHT80 MCS0	Left Tilted	0mm	Ant 0+1	138	5690	10.30	12.00	1.479	90.80	1.101	-0.12	0.296	0.482
	WLAN5GHz	802.11ac-VHT80 MCS0	Right Cheek	0mm	Ant 0	155	5775	11.70	12.00	1.072	92.12	1.086	-0.07	0.381	0.443
	WLAN5GHz	802.11ac-VHT80 MCS0	Right Tilted	0mm	Ant 0	155	5775	11.70	12.00	1.072	92.12	1.086	0.04	0.333	0.388
	WLAN5GHz	802.11ac-VHT80 MCS0	Left Cheek	0mm	Ant 0	155	5775	11.70	12.00	1.072	92.12	1.086	-0.14	0.586	0.682
	WLAN5GHz	802.11n-HT40 MCS0	Left Cheek	0mm	Ant 0	151	5755	11.90	12.00	1.023	96.45	1.037	-0.15	0.615	0.653
	WLAN5GHz	802.11ac-VHT80 MCS0	Left Tilted	0mm	Ant 0	155	5775	11.70	12.00	1.072	92.12	1.086	-0.17	0.383	0.446
	WLAN5GHz	802.11ac-VHT80 MCS0	Right Cheek	0mm	Ant 1	155	5775	11.80	12.00	1.047	91.38	1.094	-0.08	0.055	0.063
	WLAN5GHz	802.11ac-VHT80 MCS0	Right Tilted	0mm	Ant 1	155	5775	11.80	12.00	1.047	91.38	1.094	0	0.001	0.001
	WLAN5GHz	802.11ac-VHT80 MCS0	Left Cheek	0mm	Ant 1	155	5775	11.80	12.00	1.047	91.38	1.094	0.04	0.132	0.151
	WLAN5GHz	802.11ac-VHT80 MCS0	Left Tilted	0mm	Ant 1	155	5775	11.80	12.00	1.047	91.38	1.094	-0.09	0.037	0.042
	WLAN5GHz	802.11ac-VHT80 MCS0	Right Cheek	0mm	Ant 0+1	155	5775	11.40	12.00	1.148	90.80	1.101	-0.18	0.285	0.360
	WLAN5GHz	802.11ac-VHT80 MCS0	Right Tilted	0mm	Ant 0+1	155	5775	11.40	12.00	1.148	90.80	1.101	-0.07	0.258	0.326
23	WLAN5GHz	802.11ac-VHT80 MCS0	Left Cheek	0mm	Ant 0+1	155	5775	11.40	12.00	1.148	90.80	1.101	0.01	0.529	0.669
	WLAN5GHz	802.11n-HT40 MCS0	Left Cheek	0mm	Ant 0+1	159	5795	11.80	12.00	1.047	95.96	1.042	-0.15	0.608	0.663
	WLAN5GHz	802.11ac-VHT80 MCS0	Left Tilted	0mm	Ant 0+1	155	5775	11.40	12.00	1.148	90.80	1.101	-0.03	0.377	0.477

<Bluetooth SAR>

WWAN OFF & WWAN ON															
Plot No.	Band	Mode	Test Position	Gap (mm)	Antenna	Ch.	Freq. (MHz)	Average Power (dBm)	Tune-Up Limit (dBm)	Tune-up Scaling Factor	Duty Cycle %	Duty Cycle Scaling Factor	Power Drift (dB)	Measured 1g SAR (W/kg)	Reported 1g SAR (W/kg)
	Bluetooth	1Mbps	Right Cheek	0mm	Ant 0	39	2441	17.71	18.00	1.069	77.22	1.079	0.07	0.221	0.255
	Bluetooth	1Mbps	Right Tilted	0mm	Ant 0	39	2441	17.71	18.00	1.069	77.22	1.079	0.05	0.222	0.256
	Bluetooth	1Mbps	Left Cheek	0mm	Ant 0	39	2441	17.71	18.00	1.069	77.22	1.079	0.14	0.432	0.498
24	Bluetooth	1Mbps	Left Cheek	0mm	Ant 0	0	2402	17.68	18.00	1.076	77.22	1.079	0.08	0.432	0.502
	Bluetooth	1Mbps	Left Cheek	0mm	Ant 0	78	2480	17.10	18.00	1.230	77.22	1.079	0.02	0.312	0.414
	Bluetooth	1Mbps	Left Tilted	0mm	Ant 0	39	2441	17.71	18.00	1.069	77.22	1.079	0	0.292	0.337

**16.2 Hotspot SAR**

**<GSM SAR>**

WLAN OFF												
Plot No.	Band	Mode	Test Position	Gap (mm)	Ch.	Freq. (MHz)	Average Power (dBm)	Tune-Up Limit (dBm)	Tune-up Scaling Factor	Power Drift (dB)	Measured 1g SAR (W/kg)	Reported 1g SAR (W/kg)
	GSM850_Ant 0	GPRS (4 Tx slots)	Front	10mm	128	824.2	27.68	29.00	1.355	-0.04	0.229	0.310
	GSM850_Ant 0	GPRS (4 Tx slots)	Back	10mm	128	824.2	27.68	29.00	1.355	-0.02	0.333	0.451
	GSM850_Ant 0	GPRS (4 Tx slots)	Back	10mm	189	836.4	27.49	29.00	1.416	-0.09	0.385	0.545
25	GSM850_Ant 0	GPRS (4 Tx slots)	Back	10mm	251	848.8	27.49	29.00	1.416	-0.1	0.394	0.558
	GSM850_Ant 0	GPRS (4 Tx slots)	Left Side	10mm	128	824.2	27.68	29.00	1.355	-0.1	0.187	0.253
	GSM850_Ant 0	GPRS (4 Tx slots)	Right Side	10mm	128	824.2	27.68	29.00	1.355	-0.07	0.219	0.297
	GSM850_Ant 0	GPRS (4 Tx slots)	Bottom Side	10mm	128	824.2	27.68	29.00	1.355	0.1	0.107	0.145
	GSM850_Ant 1	GPRS (4 Tx slots)	Front	10mm	128	824.2	27.68	29.00	1.355	-0.04	0.263	0.356
	GSM850_Ant 1	GPRS (4 Tx slots)	Back	10mm	128	824.2	27.68	29.00	1.355	-0.12	0.324	0.439
	GSM850_Ant 1	GPRS (4 Tx slots)	Back	10mm	189	836.4	27.49	29.00	1.416	-0.11	0.345	0.488
	GSM850_Ant 1	GPRS (4 Tx slots)	Back	10mm	251	848.8	27.49	29.00	1.416	-0.16	0.327	0.463
	GSM850_Ant 1	GPRS (4 Tx slots)	Left Side	10mm	128	824.2	27.68	29.00	1.355	-0.07	0.143	0.194
	GSM850_Ant 1	GPRS (4 Tx slots)	Right Side	10mm	128	824.2	27.68	29.00	1.355	-0.09	0.150	0.203
	GSM850_Ant 1	GPRS (4 Tx slots)	Top Side	10mm	128	824.2	27.68	29.00	1.355	-0.12	0.210	0.285
WLAN ON												
Plot No.	Band	Mode	Test Position	Gap (mm)	Ch.	Freq. (MHz)	Average Power (dBm)	Tune-Up Limit (dBm)	Tune-up Scaling Factor	Power Drift (dB)	Measured 1g SAR (W/kg)	Reported 1g SAR (W/kg)
	GSM850_Ant 0	GPRS (4 Tx slots)	Front	10mm	189	836.4	23.31	25.00	1.476	-0.07	0.094	0.139
	GSM850_Ant 0	GPRS (4 Tx slots)	Back	10mm	189	836.4	23.31	25.00	1.476	-0.03	0.149	0.220
	GSM850_Ant 0	GPRS (4 Tx slots)	Back	10mm	128	824.2	23.29	25.00	1.483	-0.03	0.144	0.213
	GSM850_Ant 0	GPRS (4 Tx slots)	Back	10mm	251	848.8	23.28	25.00	1.486	0.07	0.160	0.238
	GSM850_Ant 0	GPRS (4 Tx slots)	Left Side	10mm	189	836.4	23.31	25.00	1.476	-0.1	0.068	0.100
	GSM850_Ant 0	GPRS (4 Tx slots)	Right Side	10mm	189	836.4	23.31	25.00	1.476	-0.07	0.090	0.133
	GSM850_Ant 0	GPRS (4 Tx slots)	Bottom Side	10mm	189	836.4	23.31	25.00	1.476	0.07	0.055	0.081



WLAN OFF												
Plot No.	Band	Mode	Test Position	Gap (mm)	Ch.	Freq. (MHz)	Average Power (dBm)	Tune-Up Limit (dBm)	Tune-up Scaling Factor	Power Drift (dB)	Measured 1g SAR (W/kg)	Reported 1g SAR (W/kg)
	GSM1900_Ant 0	GPRS (4 Tx slots)	Front	10mm	512	1850.2	25.02	26.50	1.406	-0.1	0.441	0.620
	GSM1900_Ant 0	GPRS (4 Tx slots)	Back	10mm	512	1850.2	25.02	26.50	1.406	-0.05	0.481	0.676
	GSM1900_Ant 0	GPRS (4 Tx slots)	Left Side	10mm	512	1850.2	25.02	26.50	1.406	-0.14	0.227	0.319
	GSM1900_Ant 0	GPRS (4 Tx slots)	Right Side	10mm	512	1850.2	25.02	26.50	1.406	0.07	0.046	0.065
	GSM1900_Ant 0	GPRS (4 Tx slots)	Bottom Side	10mm	512	1850.2	25.02	26.50	1.406	0.05	0.570	0.801
	GSM1900_Ant 0	GPRS (4 Tx slots)	Bottom Side	10mm	661	1880	24.90	26.50	1.445	0.13	0.551	0.796
26	GSM1900_Ant 0	GPRS (4 Tx slots)	Bottom Side	10mm	810	1909.8	24.86	26.50	1.459	0.11	0.567	0.827
	GSM1900_Ant 1	GPRS (4 Tx slots)	Front	10mm	512	1850.2	25.02	26.50	1.406	0.11	0.417	0.586
	GSM1900_Ant 1	GPRS (4 Tx slots)	Back	10mm	512	1850.2	25.02	26.50	1.406	-0.12	0.523	0.735
	GSM1900_Ant 1	GPRS (4 Tx slots)	Back	10mm	661	1880	24.90	26.50	1.445	-0.04	0.459	0.663
	GSM1900_Ant 1	GPRS (4 Tx slots)	Back	10mm	810	1909.8	24.86	26.50	1.459	-0.16	0.364	0.531
	GSM1900_Ant 1	GPRS (4 Tx slots)	Left Side	10mm	512	1850.2	25.02	26.50	1.406	0.07	0.155	0.218
	GSM1900_Ant 1	GPRS (4 Tx slots)	Right Side	10mm	512	1850.2	25.02	26.50	1.406	-0.01	0.035	0.049
	GSM1900_Ant 1	GPRS (4 Tx slots)	Top Side	10mm	512	1850.2	25.02	26.50	1.406	-0.12	0.542	0.762
	GSM1900_Ant 1	GPRS (4 Tx slots)	Top Side	10mm	661	1880	24.90	26.50	1.445	0.16	0.460	0.665
	GSM1900_Ant 1	GPRS (4 Tx slots)	Top Side	10mm	810	1909.8	24.86	26.50	1.459	0.03	0.385	0.562
WLAN ON												
Plot No.	Band	Mode	Test Position	Gap (mm)	Ch.	Freq. (MHz)	Average Power (dBm)	Tune-Up Limit (dBm)	Tune-up Scaling Factor	Power Drift (dB)	Measured 1g SAR (W/kg)	Reported 1g SAR (W/kg)
	GSM1900_Ant 0	GPRS (4 Tx slots)	Front	10mm	512	1850.2	21.76	23.50	1.493	-0.1	0.209	0.312
	GSM1900_Ant 0	GPRS (4 Tx slots)	Back	10mm	512	1850.2	21.76	23.50	1.493	-0.02	0.244	0.364
	GSM1900_Ant 0	GPRS (4 Tx slots)	Left Side	10mm	512	1850.2	21.76	23.50	1.493	-0.05	0.118	0.176
	GSM1900_Ant 0	GPRS (4 Tx slots)	Right Side	10mm	512	1850.2	21.76	23.50	1.493	-0.1	0.042	0.063
	GSM1900_Ant 0	GPRS (4 Tx slots)	Bottom Side	10mm	512	1850.2	21.76	23.50	1.493	0.07	0.296	0.442
	GSM1900_Ant 0	GPRS (4 Tx slots)	Bottom Side	10mm	661	1880	21.61	23.50	1.545	-0.11	0.266	0.411
	GSM1900_Ant 0	GPRS (4 Tx slots)	Bottom Side	10mm	810	1909.8	21.75	23.50	1.496	0.08	0.283	0.423

<WCDMA SAR>

WLAN OFF												
Plot No.	Band	Mode	Test Position	Gap (mm)	Ch.	Freq. (MHz)	Average Power (dBm)	Tune-Up Limit (dBm)	Tune-up Scaling Factor	Power Drift (dB)	Measured 1g SAR (W/kg)	Reported 1g SAR (W/kg)
	WCDMA II_Ant 0	RMC 12.2Kbps	Front	10mm	9538	1907.6	24.71	25.10	1.094	0.03	1.010	1.105
	WCDMA II_Ant 0	RMC 12.2Kbps	Front	10mm	9262	1852.4	24.60	25.10	1.122	-0.04	0.980	1.100
	WCDMA II_Ant 0	RMC 12.2Kbps	Front	10mm	9400	1880	24.65	25.10	1.109	-0.04	0.990	1.098
27	WCDMA II_Ant 0	RMC 12.2Kbps	Back	10mm	9538	1907.6	24.71	25.10	1.094	-0.04	1.030	1.127
	WCDMA II_Ant 0	RMC 12.2Kbps	Back	10mm	9262	1852.4	24.60	25.10	1.122	-0.07	0.820	0.920
	WCDMA II_Ant 0	RMC 12.2Kbps	Back	10mm	9400	1880	24.65	25.10	1.109	0.08	0.872	0.967
	WCDMA II_Ant 0	RMC 12.2Kbps	Left Side	10mm	9538	1907.6	24.71	25.10	1.094	-0.09	0.702	0.768
	WCDMA II_Ant 0	RMC 12.2Kbps	Right Side	10mm	9538	1907.6	24.71	25.10	1.094	-0.14	0.216	0.236
	WCDMA II_Ant 0	RMC 12.2Kbps	Bottom Side	10mm	9538	1907.6	24.71	25.10	1.094	0.11	1.030	1.127
	WCDMA II_Ant 0	RMC 12.2Kbps	Bottom Side	10mm	9262	1852.4	24.60	25.10	1.122	-0.09	1.000	1.122
	WCDMA II_Ant 0	RMC 12.2Kbps	Bottom Side	10mm	9400	1880	24.65	25.10	1.109	0.03	1.010	1.120
WLAN ON												
Plot No.	Band	Mode	Test Position	Gap (mm)	Ch.	Freq. (MHz)	Average Power (dBm)	Tune-Up Limit (dBm)	Tune-up Scaling Factor	Power Drift (dB)	Measured 1g SAR (W/kg)	Reported 1g SAR (W/kg)
	WCDMA II_Ant 0	RMC 12.2Kbps	Front	10mm	9262	1852.4	19.34	19.70	1.086	-0.05	0.281	0.305
	WCDMA II_Ant 0	RMC 12.2Kbps	Front	10mm	9400	1880	19.30	19.70	1.096	-0.07	0.289	0.317
	WCDMA II_Ant 0	RMC 12.2Kbps	Front	10mm	9538	1907.6	19.33	19.70	1.089	-0.03	0.302	0.329
	WCDMA II_Ant 0	RMC 12.2Kbps	Back	10mm	9262	1852.4	19.34	19.70	1.086	-0.1	0.227	0.247
	WCDMA II_Ant 0	RMC 12.2Kbps	Left Side	10mm	9262	1852.4	19.34	19.70	1.086	-0.07	0.199	0.216
	WCDMA II_Ant 0	RMC 12.2Kbps	Right Side	10mm	9262	1852.4	19.34	19.70	1.086	-0.07	0.067	0.073
	WCDMA II_Ant 0	RMC 12.2Kbps	Bottom Side	10mm	9262	1852.4	19.34	19.70	1.086	-0.09	0.279	0.303



WLAN OFF												
Plot No.	Band	Mode	Test Position	Gap (mm)	Ch.	Freq. (MHz)	Average Power (dBm)	Tune-Up Limit (dBm)	Tune-up Scaling Factor	Power Drift (dB)	Measured 1g SAR (W/kg)	Reported 1g SAR (W/kg)
	WCDMA IV_Ant 0	RMC 12.2Kbps	Front	10mm	1513	1752.6	23.39	24.00	1.151	-0.08	0.527	0.606
	WCDMA IV_Ant 0	RMC 12.2Kbps	Back	10mm	1513	1752.6	23.39	24.00	1.151	-0.17	0.440	0.506
	WCDMA IV_Ant 0	RMC 12.2Kbps	Left Side	10mm	1513	1752.6	23.39	24.00	1.151	-0.17	0.299	0.344
	WCDMA IV_Ant 0	RMC 12.2Kbps	Right Side	10mm	1513	1752.6	23.39	24.00	1.151	-0.04	0.124	0.143
	WCDMA IV_Ant 0	RMC 12.2Kbps	Bottom Side	10mm	1513	1752.6	23.39	24.00	1.151	-0.05	0.614	0.707
28	WCDMA IV_Ant 0	RMC 12.2Kbps	Bottom Side	10mm	1312	1712.4	23.30	24.00	1.175	-0.07	0.616	0.724
	WCDMA IV_Ant 0	RMC 12.2Kbps	Bottom Side	10mm	1413	1732.6	23.36	24.00	1.159	-0.07	0.613	0.710
	WCDMA IV_Ant 1	RMC 12.2Kbps	Front	10mm	1513	1752.6	23.39	24.00	1.151	0.19	0.418	0.481
	WCDMA IV_Ant 1	RMC 12.2Kbps	Back	10mm	1513	1752.6	23.39	24.00	1.151	0.04	0.513	0.590
	WCDMA IV_Ant 1	RMC 12.2Kbps	Left Side	10mm	1513	1752.6	23.39	24.00	1.151	-0.15	0.159	0.183
	WCDMA IV_Ant 1	RMC 12.2Kbps	Right Side	10mm	1513	1752.6	23.39	24.00	1.151	-0.03	0.016	0.018
	WCDMA IV_Ant 1	RMC 12.2Kbps	Top Side	10mm	1513	1752.6	23.39	24.00	1.151	-0.01	0.526	0.605
	WCDMA IV_Ant 1	RMC 12.2Kbps	Top Side	10mm	1312	1712.4	23.30	24.00	1.175	-0.08	0.430	0.505
	WCDMA IV_Ant 1	RMC 12.2Kbps	Top Side	10mm	1413	1732.6	23.36	24.00	1.159	-0.04	0.496	0.575
WLAN ON												
Plot No.	Band	Mode	Test Position	Gap (mm)	Ch.	Freq. (MHz)	Average Power (dBm)	Tune-Up Limit (dBm)	Tune-up Scaling Factor	Power Drift (dB)	Measured 1g SAR (W/kg)	Reported 1g SAR (W/kg)
	WCDMA IV_Ant 0-	RMC 12.2Kbps	Front	10mm	1513	1752.6	19.61	20.00	1.094	-0.1	0.210	0.230
	WCDMA IV_Ant 0-	RMC 12.2Kbps	Back	10mm	1513	1752.6	19.61	20.00	1.094	-0.12	0.190	0.208
	WCDMA IV_Ant 0-	RMC 12.2Kbps	Left Side	10mm	1513	1752.6	19.61	20.00	1.094	-0.08	0.104	0.114
	WCDMA IV_Ant 0-	RMC 12.2Kbps	Right Side	10mm	1513	1752.6	19.61	20.00	1.094	0.01	0.048	0.053
	WCDMA IV_Ant 0-	RMC 12.2Kbps	Bottom Side	10mm	1513	1752.6	19.61	20.00	1.094	-0.08	0.258	0.282
	WCDMA IV_Ant 0-	RMC 12.2Kbps	Bottom Side	10mm	1312	1712.4	19.55	20.00	1.109	-0.15	0.255	0.283
	WCDMA IV_Ant 0-	RMC 12.2Kbps	Bottom Side	10mm	1413	1732.6	19.57	20.00	1.104	-0.11	0.254	0.280

WLAN OFF												
Plot No.	Band	Mode	Test Position	Gap (mm)	Ch.	Freq. (MHz)	Average Power (dBm)	Tune-Up Limit (dBm)	Tune-up Scaling Factor	Power Drift (dB)	Measured 1g SAR (W/kg)	Reported 1g SAR (W/kg)
	WCDMA V_Ant 0	RMC 12.2Kbps	Front	10mm	4132	826.4	23.78	24.50	1.180	-0.17	0.262	0.309
	WCDMA V_Ant 0	RMC 12.2Kbps	Back	10mm	4132	826.4	23.78	24.50	1.180	-0.13	0.363	0.428
	WCDMA V_Ant 0	RMC 12.2Kbps	Back	10mm	4182	836.4	23.74	24.50	1.191	-0.13	0.391	0.466
29	WCDMA V_Ant 0	RMC 12.2Kbps	Back	10mm	4233	846.6	23.72	24.50	1.197	-0.14	0.392	0.469
	WCDMA V_Ant 0	RMC 12.2Kbps	Left Side	10mm	4132	826.4	23.78	24.50	1.180	-0.13	0.178	0.210
	WCDMA V_Ant 0	RMC 12.2Kbps	Right Side	10mm	4132	826.4	23.78	24.50	1.180	-0.13	0.248	0.293
	WCDMA V_Ant 0	RMC 12.2Kbps	Bottom side	10mm	4132	826.4	23.78	24.50	1.180	-0.12	0.111	0.131
	WCDMA V_Ant 1	RMC 12.2Kbps	Front	10mm	4132	826.4	23.78	24.50	1.180	-0.06	0.248	0.293
	WCDMA V_Ant 1	RMC 12.2Kbps	Back	10mm	4132	826.4	23.78	24.50	1.180	-0.13	0.313	0.369
	WCDMA V_Ant 1	RMC 12.2Kbps	Back	10mm	4182	836.4	23.74	24.50	1.191	-0.12	0.316	0.376
	WCDMA V_Ant 1	RMC 12.2Kbps	Back	10mm	4233	846.6	23.72	24.50	1.197	-0.19	0.361	0.432
	WCDMA V_Ant 1	RMC 12.2Kbps	Left Side	10mm	4132	826.4	23.78	24.50	1.180	-0.07	0.135	0.159
	WCDMA V_Ant 1	RMC 12.2Kbps	Right Side	10mm	4132	826.4	23.78	24.50	1.180	-0.14	0.135	0.159
	WCDMA V_Ant 1	RMC 12.2Kbps	Top Side	10mm	4132	826.4	23.78	24.50	1.180	-0.12	0.228	0.269
WLAN ON												
Plot No.	Band	Mode	Test Position	Gap (mm)	Ch.	Freq. (MHz)	Average Power (dBm)	Tune-Up Limit (dBm)	Tune-up Scaling Factor	Power Drift (dB)	Measured 1g SAR (W/kg)	Reported 1g SAR (W/kg)
	WCDMA V_Ant 0	RMC 12.2Kbps	Front	10mm	4182	836.4	22.11	22.50	1.094	-0.06	0.183	0.200
	WCDMA V_Ant 0	RMC 12.2Kbps	Back	10mm	4182	836.4	22.11	22.50	1.094	-0.1	0.254	0.278
	WCDMA V_Ant 0	RMC 12.2Kbps	Back	10mm	4132	826.4	22.08	22.50	1.102	-0.1	0.240	0.264
	WCDMA V_Ant 0	RMC 12.2Kbps	Back	10mm	4233	846.6	22.10	22.50	1.096	-0.08	0.282	0.309
	WCDMA V_Ant 0	RMC 12.2Kbps	Left Side	10mm	4182	836.4	22.11	22.50	1.094	-0.13	0.132	0.144
	WCDMA V_Ant 0	RMC 12.2Kbps	Right Side	10mm	4182	836.4	22.11	22.50	1.094	-0.04	0.180	0.197
	WCDMA V_Ant 0	RMC 12.2Kbps	Bottom Side	10mm	4182	836.4	22.11	22.50	1.094	0.04	0.088	0.096



<CDMA SAR>

WLAN OFF												
Plot No.	Band	Mode	Test Position	Gap (mm)	Ch.	Freq. (MHz)	Average Power (dBm)	Tune-Up Limit (dBm)	Tune-up Scaling Factor	Power Drift (dB)	Measured 1g SAR (W/kg)	Reported 1g SAR (W/kg)
	CDMA BC0_Ant 0	RTAP 153.6Kbps	Front	10mm	384	836.52	24.64	25.50	1.219	-0.07	0.341	0.416
	CDMA BC0_Ant 0	RTAP 153.6Kbps	Back	10mm	384	836.52	24.64	25.50	1.219	-0.17	0.495	0.603
	CDMA BC0_Ant 0	RTAP 153.6Kbps	Back	10mm	1013	824.7	24.49	25.50	1.262	-0.13	0.437	0.551
30	CDMA BC0_Ant 0	RTAP 153.6Kbps	Back	10mm	777	848.31	24.41	25.50	1.285	-0.05	0.535	0.688
	CDMA BC0_Ant 0	RTAP 153.6Kbps	Left Side	10mm	384	836.52	24.64	25.50	1.219	-0.11	0.215	0.262
	CDMA BC0_Ant 0	RTAP 153.6Kbps	Right Side	10mm	384	836.52	24.64	25.50	1.219	-0.16	0.301	0.367
	CDMA BC0_Ant 0	RTAP 153.6Kbps	Bottom Side	10mm	384	836.52	24.64	25.50	1.219	-0.01	0.179	0.218
	CDMA BC0_Ant 1	RTAP 153.6Kbps	Front	10mm	384	836.52	24.64	25.50	1.219	-0.03	0.281	0.343
	CDMA BC0_Ant 1	RTAP 153.6Kbps	Back	10mm	384	836.52	24.64	25.50	1.219	-0.13	0.396	0.483
	CDMA BC0_Ant 1	RTAP 153.6Kbps	Back	10mm	1013	824.7	24.49	25.50	1.262	-0.14	0.337	0.425
	CDMA BC0_Ant 1	RTAP 153.6Kbps	Back	10mm	777	848.31	24.41	25.50	1.285	-0.12	0.473	0.608
	CDMA BC0_Ant 1	RTAP 153.6Kbps	Left Side	10mm	384	836.52	24.64	25.50	1.219	-0.04	0.142	0.173
	CDMA BC0_Ant 1	RTAP 153.6Kbps	Right Side	10mm	384	836.52	24.64	25.50	1.219	-0.09	0.136	0.166
	CDMA BC0_Ant 1	RTAP 153.6Kbps	Top Side	10mm	384	836.52	24.64	25.50	1.219	-0.17	0.263	0.321
WLAN ON												
Plot No.	Band	Mode	Test Position	Gap (mm)	Ch.	Freq. (MHz)	Average Power (dBm)	Tune-Up Limit (dBm)	Tune-up Scaling Factor	Power Drift (dB)	Measured 1g SAR (W/kg)	Reported 1g SAR (W/kg)
	CDMA BC0_Ant 0	RTAP 153.6Kbps	Front	10mm	384	836.52	20.84	21.50	1.164	-0.12	0.134	0.156
	CDMA BC0_Ant 0	RTAP 153.6Kbps	Back	10mm	384	836.52	20.84	21.50	1.164	-0.17	0.206	0.240
	CDMA BC0_Ant 0	RTAP 153.6Kbps	Back	10mm	1013	824.7	20.82	21.50	1.169	-0.15	0.181	0.212
	CDMA BC0_Ant 0	RTAP 153.6Kbps	Back	10mm	777	848.31	20.77	21.50	1.183	-0.16	0.217	0.257
	CDMA BC0_Ant 0	RTAP 153.6Kbps	Left Side	10mm	384	836.52	20.84	21.50	1.164	-0.07	0.092	0.107
	CDMA BC0_Ant 0	RTAP 153.6Kbps	Right Side	10mm	384	836.52	20.84	21.50	1.164	-0.18	0.139	0.162
	CDMA BC0_Ant 0	RTAP 153.6Kbps	Bottom Side	10mm	384	836.52	20.84	21.50	1.164	-0.01	0.067	0.078



WLAN OFF												
Plot No.	Band	Mode	Test Position	Gap (mm)	Ch.	Freq. (MHz)	Average Power (dBm)	Tune-Up Limit (dBm)	Tune-up Scaling Factor	Power Drift (dB)	Measured 1g SAR (W/kg)	Reported 1g SAR (W/kg)
	CDMA BC1_Ant 0	RTAP 153.6Kbps	Front	10mm	25	1851.25	24.54	25.00	1.112	0.01	0.939	1.044
	CDMA BC1_Ant 0	RTAP 153.6Kbps	Front	10mm	600	1880	24.46	25.00	1.132	-0.01	0.949	1.075
	CDMA BC1_Ant 0	RTAP 153.6Kbps	Front	10mm	1175	1908.75	24.53	25.00	1.114	-0.08	0.984	1.096
	CDMA BC1_Ant 0	RTAP 153.6Kbps	Back	10mm	25	1851.25	24.54	25.00	1.112	-0.06	0.872	0.969
	CDMA BC1_Ant 0	RTAP 153.6Kbps	Back	10mm	600	1880	24.46	25.00	1.132	-0.14	0.885	1.002
	CDMA BC1_Ant 0	RTAP 153.6Kbps	Back	10mm	1175	1908.75	24.53	25.00	1.114	-0.11	0.943	1.051
	CDMA BC1_Ant 0	RTAP 153.6Kbps	Left Side	10mm	25	1851.25	24.54	25.00	1.112	0.03	0.699	0.777
	CDMA BC1_Ant 0	RTAP 153.6Kbps	Right Side	10mm	25	1851.25	24.54	25.00	1.112	-0.03	0.213	0.237
31	CDMA BC1_Ant 0	RTAP 153.6Kbps	Bottom Side	10mm	25	1851.25	24.54	25.00	1.112	0.1	0.987	1.097
	CDMA BC1_Ant 0	RTAP 153.6Kbps	Bottom Side	10mm	600	1880	24.46	25.00	1.132	0.06	0.924	1.046
	CDMA BC1_Ant 0	RTAP 153.6Kbps	Bottom Side	10mm	1175	1908.75	24.53	25.00	1.114	0.03	0.969	1.080
	CDMA BC1_Ant 1	RTAP 153.6Kbps	Front	10mm	25	1851.25	24.54	25.00	1.112	0.05	0.715	0.795
	CDMA BC1_Ant 1	RTAP 153.6Kbps	Back	10mm	25	1851.25	24.54	25.00	1.112	0.1	0.875	0.973
	CDMA BC1_Ant 1	RTAP 153.6Kbps	Back	10mm	600	1880	24.46	25.00	1.132	-0.11	0.709	0.803
	CDMA BC1_Ant 1	RTAP 153.6Kbps	Back	10mm	1175	1908.75	24.53	25.00	1.114	-0.09	0.669	0.745
	CDMA BC1_Ant 1	RTAP 153.6Kbps	Left Side	10mm	25	1851.25	24.54	25.00	1.112	0.01	0.272	0.302
	CDMA BC1_Ant 1	RTAP 153.6Kbps	Right Side	10mm	25	1851.25	24.54	25.00	1.112	0.04	0.045	0.050
	CDMA BC1_Ant 1	RTAP 153.6Kbps	Top Side	10mm	25	1851.25	24.54	25.00	1.112	-0.02	0.874	0.972
	CDMA BC1_Ant 1	RTAP 153.6Kbps	Top Side	10mm	600	1880	24.46	25.00	1.132	0.02	0.789	0.893
	CDMA BC1_Ant 1	RTAP 153.6Kbps	Top Side	10mm	1175	1908.75	24.53	25.00	1.114	0.04	0.732	0.816

WLAN ON												
Plot No.	Band	Mode	Test Position	Gap (mm)	Ch.	Freq. (MHz)	Average Power (dBm)	Tune-Up Limit (dBm)	Tune-up Scaling Factor	Power Drift (dB)	Measured 1g SAR (W/kg)	Reported 1g SAR (W/kg)
	CDMA BC1_Ant 0	RTAP 153.6Kbps	Front	10mm	25	1851.25	18.46	19.00	1.132	-0.08	0.243	0.275
	CDMA BC1_Ant 0	RTAP 153.6Kbps	Front	10mm	600	1880	18.26	19.00	1.186	-0.04	0.237	0.281
	CDMA BC1_Ant 0	RTAP 153.6Kbps	Front	10mm	1175	1908.75	18.34	19.00	1.164	0.01	0.246	0.286
	CDMA BC1_Ant 0	RTAP 153.6Kbps	Back	10mm	25	1851.25	18.46	19.00	1.132	-0.09	0.211	0.239
	CDMA BC1_Ant 0	RTAP 153.6Kbps	Left Side	10mm	25	1851.25	18.46	19.00	1.132	-0.01	0.173	0.196
	CDMA BC1_Ant 0	RTAP 153.6Kbps	Right Side	10mm	25	1851.25	18.46	19.00	1.132	0.06	0.055	0.062
	CDMA BC1_Ant 0	RTAP 153.6Kbps	Bottom Side	10mm	25	1851.25	18.46	19.00	1.132	0.09	0.242	0.274

WLAN OFF												
Plot No.	Band	Mode	Test Position	Gap (mm)	Ch.	Freq. (MHz)	Average Power (dBm)	Tune-Up Limit (dBm)	Tune-up Scaling Factor	Power Drift (dB)	Measured 1g SAR (W/kg)	Reported 1g SAR (W/kg)
	CDMA BC10_Ant 0	RTAP 153.6Kbps	Front	10mm	580	820.5	24.69	25.50	1.205	-0.17	0.297	0.358
32	CDMA BC10_Ant 0	RTAP 153.6Kbps	Back	10mm	580	820.5	24.69	25.50	1.205	-0.17	0.410	0.494
	CDMA BC10_Ant 0	RTAP 153.6Kbps	Left Side	10mm	580	820.5	24.69	25.50	1.205	-0.07	0.248	0.299
	CDMA BC10_Ant 0	RTAP 153.6Kbps	Right Side	10mm	580	820.5	24.69	25.50	1.205	-0.17	0.319	0.384
	CDMA BC10_Ant 0	RTAP 153.6Kbps	Bottom Side	10mm	580	820.5	24.69	25.50	1.205	-0.1	0.115	0.139
	CDMA BC10_Ant 1	RTAP 153.6Kbps	Front	10mm	580	820.5	24.69	25.50	1.205	0.01	0.218	0.263
	CDMA BC10_Ant 1	RTAP 153.6Kbps	Back	10mm	580	820.5	24.69	25.50	1.205	-0.1	0.317	0.382
	CDMA BC10_Ant 1	RTAP 153.6Kbps	Left Side	10mm	580	820.5	24.69	25.50	1.205	-0.17	0.134	0.161
	CDMA BC10_Ant 1	RTAP 153.6Kbps	Right Side	10mm	580	820.5	24.69	25.50	1.205	-0.1	0.119	0.143
	CDMA BC10_Ant 1	RTAP 153.6Kbps	Top Side	10mm	580	820.5	24.69	25.50	1.205	-0.18	0.201	0.242

WLAN ON												
Plot No.	Band	Mode	Test Position	Gap (mm)	Ch.	Freq. (MHz)	Average Power (dBm)	Tune-Up Limit (dBm)	Tune-up Scaling Factor	Power Drift (dB)	Measured 1g SAR (W/kg)	Reported 1g SAR (W/kg)
	CDMA BC10_Ant 0	RTAP 153.6Kbps	Front	10mm	580	820.5	21.92	22.50	1.143	-0.06	0.168	0.192
	CDMA BC10_Ant 0	RTAP 153.6Kbps	Back	10mm	580	820.5	21.92	22.50	1.143	-0.15	0.217	0.248
	CDMA BC10_Ant 0	RTAP 153.6Kbps	Left Side	10mm	580	820.5	21.92	22.50	1.143	-0.12	0.119	0.136
	CDMA BC10_Ant 0	RTAP 153.6Kbps	Right Side	10mm	580	820.5	21.92	22.50	1.143	-0.19	0.167	0.191
	CDMA BC10_Ant 0	RTAP 153.6Kbps	Bottom Side	10mm	580	820.5	21.92	22.50	1.143	-0.07	0.062	0.071





<FDD LTE SAR>

WLAN OFF															
Plot No.	Band	BW (MHz)	Modulation	RB Size	RB offset	Test Position	Gap (mm)	Ch.	Freq. (MHz)	Average Power (dBm)	Tune-Up Limit (dBm)	Tune-up Scaling Factor	Power Drift (dB)	Measured 1g SAR (W/kg)	Reported 1g SAR (W/kg)
	LTE Band 7_Ant 2	20M	QPSK	1	99	Front	10mm	21100	2535	24.06	24.50	1.107	-0.07	0.799	0.884
	LTE Band 7_Ant 2	20M	QPSK	1	99	Front	10mm	20850	2510	24.06	24.50	1.107	-0.19	0.843	0.933
	LTE Band 7_Ant 2	20M	QPSK	1	99	Front	10mm	21350	2560	23.98	24.50	1.127	-0.01	0.726	0.818
	LTE Band 7_Ant 2	20M	QPSK	50	50	Front	10mm	21100	2535	23.05	23.50	1.109	-0.05	0.594	0.659
	LTE Band 7_Ant 2	20M	QPSK	100	0	Front	10mm	21100	2535	23.00	23.50	1.122	-0.18	0.666	0.747
	LTE Band 7_Ant 2	20M	QPSK	1	99	Back	10mm	21100	2535	24.06	24.50	1.107	-0.12	0.854	0.945
33	LTE Band 7_Ant 2	20M	QPSK	1	99	Back	10mm	20850	2510	24.06	24.50	1.107	-0.13	0.929	1.028
	LTE Band 7_Ant 2	20M	QPSK	1	99	Back	10mm	21350	2560	23.98	24.50	1.127	-0.08	0.752	0.848
	LTE Band 7_Ant 2	20M	QPSK	50	50	Back	10mm	21100	2535	23.05	23.50	1.109	0.09	0.668	0.741
	LTE Band 7_Ant 2	20M	QPSK	100	0	Back	10mm	21100	2535	23.00	23.50	1.122	-0.14	0.717	0.804
	LTE Band 7_Ant 2	20M	QPSK	1	99	Left Side	10mm	21100	2535	24.06	24.50	1.107	0.01	0.091	0.101
	LTE Band 7_Ant 2	20M	QPSK	50	50	Left Side	10mm	21100	2535	23.05	23.50	1.109	0.08	0.077	0.085
	LTE Band 7_Ant 2	20M	QPSK	1	99	Right Side	10mm	21100	2535	24.06	24.50	1.107	0.04	0.698	0.772
	LTE Band 7_Ant 2	20M	QPSK	50	50	Right Side	10mm	21100	2535	23.05	23.50	1.109	0.09	0.533	0.591
	LTE Band 7_Ant 2	20M	QPSK	1	99	Bottom Side	10mm	21100	2535	24.06	24.50	1.107	-0.01	0.428	0.474
	LTE Band 7_Ant 2	20M	QPSK	50	50	Bottom Side	10mm	21100	2535	23.05	23.50	1.109	-0.09	0.324	0.359
WLAN ON															
Plot No.	Band	BW (MHz)	Modulation	RB Size	RB offset	Test Position	Gap (mm)	Ch.	Freq. (MHz)	Average Power (dBm)	Tune-Up Limit (dBm)	Tune-up Scaling Factor	Power Drift (dB)	Measured 1g SAR (W/kg)	Reported 1g SAR (W/kg)
	LTE Band 7_Ant 2	20M	QPSK	1	0	Front	10mm	21100	2535	17.82	18.50	1.169	-0.09	0.206	0.241
	LTE Band 7_Ant 2	20M	QPSK	50	50	Front	10mm	21100	2535	17.79	18.50	1.178	0.02	0.206	0.243
	LTE Band 7_Ant 2	20M	QPSK	1	0	Back	10mm	21100	2535	17.82	18.50	1.169	0.18	0.209	0.244
	LTE Band 7_Ant 2	20M	QPSK	1	0	Back	10mm	20850	2510	17.74	18.50	1.191	0.08	0.211	0.251
	LTE Band 7_Ant 2	20M	QPSK	1	0	Back	10mm	21350	2560	17.79	18.50	1.178	0.04	0.192	0.226
	LTE Band 7_Ant 2	20M	QPSK	50	50	Back	10mm	21100	2535	17.79	18.50	1.178	-0.13	0.205	0.241
	LTE Band 7_Ant 2	20M	QPSK	1	0	Left Side	10mm	21100	2535	17.82	18.50	1.169	0.15	0.029	0.034
	LTE Band 7_Ant 2	20M	QPSK	50	50	Left Side	10mm	21100	2535	17.79	18.50	1.178	0.14	0.028	0.033
	LTE Band 7_Ant 2	20M	QPSK	1	0	Right Side	10mm	21100	2535	17.82	18.50	1.169	0.12	0.182	0.213
	LTE Band 7_Ant 2	20M	QPSK	50	50	Right Side	10mm	21100	2535	17.79	18.50	1.178	0.16	0.174	0.205
	LTE Band 7_Ant 2	20M	QPSK	1	0	Bottom Side	10mm	21100	2535	17.82	18.50	1.169	0.08	0.108	0.126
	LTE Band 7_Ant 2	20M	QPSK	50	50	Bottom Side	10mm	21100	2535	17.79	18.50	1.178	-0.04	0.108	0.127



WLAN OFF / WLAN ON															
Plot No.	Band	BW (MHz)	Modulation	RB Size	RB offset	Test Position	Gap (mm)	Ch.	Freq. (MHz)	Average Power (dBm)	Tune-Up Limit (dBm)	Tune-up Scaling Factor	Power Drift (dB)	Measured 1g SAR (W/kg)	Reported 1g SAR (W/kg)
	LTE Band 12_Ant 0	10M	QPSK	1	49	Front	10mm	23095	707.5	25.19	25.70	1.125	-0.17	0.214	0.241
	LTE Band 12_Ant 0	10M	QPSK	25	12	Front	10mm	23095	707.5	24.24	24.70	1.112	-0.02	0.168	0.187
	LTE Band 12_Ant 0	10M	QPSK	1	49	Back	10mm	23095	707.5	25.19	25.70	1.125	-0.07	0.303	0.341
	LTE Band 12_Ant 0	10M	QPSK	25	12	Back	10mm	23095	707.5	24.24	24.70	1.112	-0.07	0.241	0.268
	LTE Band 12_Ant 0	10M	QPSK	1	49	Left Side	10mm	23095	707.5	25.19	25.70	1.125	-0.07	0.202	0.227
	LTE Band 12_Ant 0	10M	QPSK	25	12	Left Side	10mm	23095	707.5	24.24	24.70	1.112	-0.01	0.149	0.166
	LTE Band 12_Ant 0	10M	QPSK	1	49	Right Side	10mm	23095	707.5	25.19	25.70	1.125	-0.09	0.188	0.211
	LTE Band 12_Ant 0	10M	QPSK	25	12	Right Side	10mm	23095	707.5	24.24	24.70	1.112	-0.05	0.142	0.158
	LTE Band 12_Ant 0	10M	QPSK	1	49	Bottom Side	10mm	23095	707.5	25.19	25.70	1.125	-0.01	0.044	0.049
	LTE Band 12_Ant 0	10M	QPSK	25	12	Bottom Side	10mm	23095	707.5	24.24	24.70	1.112	-0.18	0.035	0.039
WLAN OFF															
Plot No.	Band	BW (MHz)	Modulation	RB Size	RB offset	Test Position	Gap (mm)	Ch.	Freq. (MHz)	Average Power (dBm)	Tune-Up Limit (dBm)	Tune-up Scaling Factor	Power Drift (dB)	Measured 1g SAR (W/kg)	Reported 1g SAR (W/kg)
	LTE Band 12_Ant 1	10M	QPSK	1	49	Front	10mm	23095	707.5	25.19	25.70	1.125	-0.14	0.276	0.310
	LTE Band 12_Ant 1	10M	QPSK	25	12	Front	10mm	23095	707.5	24.24	24.70	1.112	-0.12	0.227	0.252
34	LTE Band 12_Ant 1	10M	QPSK	1	49	Back	10mm	23095	707.5	25.19	25.70	1.125	-0.01	0.316	0.355
	LTE Band 12_Ant 1	10M	QPSK	25	12	Back	10mm	23095	707.5	24.24	24.70	1.112	-0.18	0.262	0.291
	LTE Band 12_Ant 1	10M	QPSK	1	49	Left Side	10mm	23095	707.5	25.19	25.70	1.125	-0.14	0.312	0.351
	LTE Band 12_Ant 1	10M	QPSK	25	12	Left Side	10mm	23095	707.5	24.24	24.70	1.112	-0.04	0.262	0.291
	LTE Band 12_Ant 1	10M	QPSK	1	49	Right Side	10mm	23095	707.5	25.19	25.70	1.125	-0.19	0.187	0.210
	LTE Band 12_Ant 1	10M	QPSK	25	12	Right Side	10mm	23095	707.5	24.24	24.70	1.112	-0.02	0.150	0.167
	LTE Band 12_Ant 1	10M	QPSK	1	49	Top Side	10mm	23095	707.5	25.19	25.70	1.125	-0.16	0.155	0.174
	LTE Band 12_Ant 1	10M	QPSK	25	12	Top Side	10mm	23095	707.5	24.24	24.70	1.112	-0.09	0.122	0.136



WLAN OFF															
Plot No.	Band	BW (MHz)	Modulation	RB Size	RB offset	Test Position	Gap (mm)	Ch.	Freq. (MHz)	Average Power (dBm)	Tune-Up Limit (dBm)	Tune-up Scaling Factor	Power Drift (dB)	Measured 1g SAR (W/kg)	Reported 1g SAR (W/kg)
	LTE Band 13_Ant 0	10M	QPSK	1	25	Front	10mm	23230	782	24.59	25.30	1.178	-0.1	0.315	0.371
	LTE Band 13_Ant 0	10M	QPSK	25	12	Front	10mm	23230	782	23.67	24.30	1.156	-0.03	0.253	0.292
35	LTE Band 13_Ant 0	10M	QPSK	1	25	Back	10mm	23230	782	24.59	25.30	1.178	-0.01	0.404	0.476
	LTE Band 13_Ant 0	10M	QPSK	25	12	Back	10mm	23230	782	23.67	24.30	1.156	0	0.327	0.378
	LTE Band 13_Ant 0	10M	QPSK	1	25	Left Side	10mm	23230	782	24.59	25.30	1.178	0.01	0.273	0.321
	LTE Band 13_Ant 0	10M	QPSK	25	12	Left Side	10mm	23230	782	23.67	24.30	1.156	0	0.220	0.254
	LTE Band 13_Ant 0	10M	QPSK	1	25	Right Side	10mm	23230	782	24.59	25.30	1.178	-0.03	0.334	0.393
	LTE Band 13_Ant 0	10M	QPSK	25	12	Right Side	10mm	23230	782	23.67	24.30	1.156	-0.01	0.271	0.313
	LTE Band 13_Ant 0	10M	QPSK	1	25	Bottom Side	10mm	23230	782	24.59	25.30	1.178	0.13	0.064	0.075
	LTE Band 13_Ant 0	10M	QPSK	25	12	Bottom Side	10mm	23230	782	23.67	24.30	1.156	0.18	0.051	0.059
	LTE Band 13_Ant 1	10M	QPSK	1	25	Front	10mm	23230	782	24.59	25.30	1.178	-0.11	0.192	0.226
	LTE Band 13_Ant 1	10M	QPSK	25	12	Front	10mm	23230	782	23.67	24.30	1.156	-0.14	0.154	0.178
	LTE Band 13_Ant 1	10M	QPSK	1	25	Back	10mm	23230	782	24.59	25.30	1.178	-0.19	0.229	0.270
	LTE Band 13_Ant 1	10M	QPSK	25	12	Back	10mm	23230	782	23.67	24.30	1.156	-0.13	0.186	0.215
	LTE Band 13_Ant 1	10M	QPSK	1	25	Left Side	10mm	23230	782	24.59	25.30	1.178	-0.03	0.137	0.161
	LTE Band 13_Ant 1	10M	QPSK	25	12	Left Side	10mm	23230	782	23.67	24.30	1.156	-0.01	0.111	0.128
	LTE Band 13_Ant 1	10M	QPSK	1	25	Right Side	10mm	23230	782	24.59	25.30	1.178	-0.09	0.113	0.133
	LTE Band 13_Ant 1	10M	QPSK	25	12	Right Side	10mm	23230	782	23.67	24.30	1.156	-0.03	0.093	0.108
	LTE Band 13_Ant 1	10M	QPSK	1	25	Top Side	10mm	23230	782	24.59	25.30	1.178	-0.09	0.135	0.159
	LTE Band 13_Ant 1	10M	QPSK	25	0	Top Side	10mm	23230	782	23.67	24.30	1.156	-0.08	0.109	0.126
WLAN ON															
Plot No.	Band	BW (MHz)	Modulation	RB Size	RB offset	Test Position	Gap (mm)	Ch.	Freq. (MHz)	Average Power (dBm)	Tune-Up Limit (dBm)	Tune-up Scaling Factor	Power Drift (dB)	Measured 1g SAR (W/kg)	Reported 1g SAR (W/kg)
	LTE Band 13_Ant 0	10M	QPSK	1	0	Front	10mm	23230	782	22.53	23.30	1.194	-0.14	0.195	0.233
	LTE Band 13_Ant 0	10M	QPSK	25	0	Front	10mm	23230	782	22.44	23.30	1.219	-0.06	0.199	0.243
	LTE Band 13_Ant 0	10M	QPSK	1	0	Back	10mm	23230	782	22.53	23.30	1.194	-0.07	0.246	0.294
	LTE Band 13_Ant 0	10M	QPSK	25	0	Back	10mm	23230	782	22.44	23.30	1.219	-0.06	0.240	0.293
	LTE Band 13_Ant 0	10M	QPSK	1	0	Left Side	10mm	23230	782	22.53	23.30	1.194	-0.08	0.167	0.199
	LTE Band 13_Ant 0	10M	QPSK	25	0	Left Side	10mm	23230	782	22.44	23.30	1.219	-0.08	0.169	0.206
	LTE Band 13_Ant 0	10M	QPSK	1	0	Right Side	10mm	23230	782	22.53	23.30	1.194	-0.11	0.212	0.253
	LTE Band 13_Ant 0	10M	QPSK	25	0	Right Side	10mm	23230	782	22.44	23.30	1.219	-0.09	0.217	0.265
	LTE Band 13_Ant 0	10M	QPSK	1	0	Bottom Side	10mm	23230	782	22.53	23.30	1.194	0.1	0.044	0.053
	LTE Band 13_Ant 0	10M	QPSK	25	0	Bottom Side	10mm	23230	782	22.44	23.30	1.219	-0.01	0.046	0.056



WLAN OFF															
Plot No.	Band	BW (MHz)	Modulation	RB Size	RB offset	Test Position	Gap (mm)	Ch.	Freq. (MHz)	Average Power (dBm)	Tune-Up Limit (dBm)	Tune-up Scaling Factor	Power Drift (dB)	Measured 1g SAR (W/kg)	Reported 1g SAR (W/kg)
	LTE Band 14_Ant 0	10M	QPSK	1	0	Front	10mm	23330	793	24.67	25.50	1.211	-0.05	0.336	0.407
	LTE Band 14_Ant 0	10M	QPSK	25	0	Front	10mm	23330	793	23.64	24.50	1.219	-0.01	0.270	0.329
36	LTE Band 14_Ant 0	10M	QPSK	1	0	Back	10mm	23330	793	24.67	25.50	1.211	-0.06	0.423	0.512
	LTE Band 14_Ant 0	10M	QPSK	25	0	Back	10mm	23330	793	23.64	24.50	1.219	-0.01	0.342	0.417
	LTE Band 14_Ant 0	10M	QPSK	1	0	Left Side	10mm	23330	793	24.67	25.50	1.211	0.03	0.282	0.341
	LTE Band 14_Ant 0	10M	QPSK	25	0	Left Side	10mm	23330	793	23.64	24.50	1.219	0	0.225	0.274
	LTE Band 14_Ant 0	10M	QPSK	1	0	Right Side	10mm	23330	793	24.67	25.50	1.211	0.02	0.360	0.436
	LTE Band 14_Ant 0	10M	QPSK	25	0	Right Side	10mm	23330	793	23.64	24.50	1.219	0	0.295	0.360
	LTE Band 14_Ant 0	10M	QPSK	1	0	Bottom Side	10mm	23330	793	24.67	25.50	1.211	0.14	0.080	0.097
	LTE Band 14_Ant 0	10M	QPSK	25	0	Bottom Side	10mm	23330	793	23.64	24.50	1.219	0.19	0.068	0.083
	LTE Band 14_Ant 1	10M	QPSK	1	0	Front	10mm	23330	793	24.67	25.50	1.211	-0.07	0.212	0.257
	LTE Band 14_Ant 1	10M	QPSK	25	0	Front	10mm	23330	793	23.64	24.50	1.219	-0.08	0.168	0.205
	LTE Band 14_Ant 1	10M	QPSK	1	0	Back	10mm	23330	793	24.67	25.50	1.211	-0.13	0.270	0.327
	LTE Band 14_Ant 1	10M	QPSK	25	0	Back	10mm	23330	793	23.64	24.50	1.219	-0.17	0.219	0.267
	LTE Band 14_Ant 1	10M	QPSK	1	0	Left Side	10mm	23330	793	24.67	25.50	1.211	-0.01	0.157	0.190
	LTE Band 14_Ant 1	10M	QPSK	25	0	Left Side	10mm	23330	793	23.64	24.50	1.219	-0.04	0.133	0.162
	LTE Band 14_Ant 1	10M	QPSK	1	0	Right Side	10mm	23330	793	24.67	25.50	1.211	-0.08	0.136	0.165
	LTE Band 14_Ant 1	10M	QPSK	25	0	Right Side	10mm	23330	793	23.64	24.50	1.219	0	0.115	0.140
	LTE Band 14_Ant 1	10M	QPSK	1	0	Top Side	10mm	23330	793	24.67	25.50	1.211	-0.17	0.139	0.168
	LTE Band 14_Ant 1	10M	QPSK	25	0	Top Side	10mm	23330	793	23.64	24.50	1.219	-0.02	0.112	0.137
WLAN ON															
Plot No.	Band	BW (MHz)	Modulation	RB Size	RB offset	Test Position	Gap (mm)	Ch.	Freq. (MHz)	Average Power (dBm)	Tune-Up Limit (dBm)	Tune-up Scaling Factor	Power Drift (dB)	Measured 1g SAR (W/kg)	Reported 1g SAR (W/kg)
	LTE Band 14_Ant 0	10M	QPSK	1	0	Front	10mm	23330	793	22.71	23.50	1.199	-0.07	0.220	0.264
	LTE Band 14_Ant 0	10M	QPSK	25	0	Front	10mm	23330	793	22.69	23.50	1.205	-0.12	0.227	0.274
	LTE Band 14_Ant 0	10M	QPSK	1	0	Back	10mm	23330	793	22.71	23.50	1.199	-0.09	0.270	0.324
	LTE Band 14_Ant 0	10M	QPSK	25	0	Back	10mm	23330	793	22.69	23.50	1.205	-0.04	0.268	0.323
	LTE Band 14_Ant 0	10M	QPSK	1	0	Left Side	10mm	23330	793	22.71	23.50	1.199	-0.12	0.174	0.209
	LTE Band 14_Ant 0	10M	QPSK	25	0	Left Side	10mm	23330	793	22.69	23.50	1.205	-0.12	0.176	0.212
	LTE Band 14_Ant 0	10M	QPSK	1	0	Right Side	10mm	23330	793	22.71	23.50	1.199	-0.07	0.226	0.271
	LTE Band 14_Ant 0	10M	QPSK	25	0	Right Side	10mm	23330	793	22.69	23.50	1.205	-0.15	0.226	0.272
	LTE Band 14_Ant 0	10M	QPSK	1	0	Bottom Side	10mm	23330	793	22.71	23.50	1.199	0.07	0.061	0.073
	LTE Band 14_Ant 0	10M	QPSK	25	0	Bottom Side	10mm	23330	793	22.69	23.50	1.205	0.02	0.065	0.078



WLAN OFF															
Plot No.	Band	BW (MHz)	Modulation	RB Size	RB offset	Test Position	Gap (mm)	Ch.	Freq. (MHz)	Average Power (dBm)	Tune-Up Limit (dBm)	Tune-up Scaling Factor	Power Drift (dB)	Measured 1g SAR (W/kg)	Reported 1g SAR (W/kg)
	LTE Band 25_Ant 0	20M	QPSK	1	0	Front	10mm	26140	1860	24.93	25.10	1.040	0.02	0.939	0.976
	LTE Band 25_Ant 0	20M	QPSK	1	0	Front	10mm	26340	1880	24.78	25.10	1.076	-0.07	0.988	1.064
37	LTE Band 25_Ant 0	20M	QPSK	1	0	Front	10mm	26590	1905	24.88	25.10	1.052	0.02	1.040	1.094
	LTE Band 25_Ant 0	20M	QPSK	50	24	Front	10mm	26590	1905	24.00	24.10	1.023	-0.11	0.836	0.855
	LTE Band 25_Ant 0	20M	QPSK	50	24	Front	10mm	26140	1860	23.97	24.10	1.030	-0.12	0.811	0.836
	LTE Band 25_Ant 0	20M	QPSK	50	24	Front	10mm	26340	1880	23.82	24.10	1.067	-0.08	0.810	0.864
	LTE Band 25_Ant 0	20M	QPSK	100	0	Front	10mm	26590	1905	23.95	24.10	1.035	-0.11	0.831	0.860
	LTE Band 25_Ant 0	20M	QPSK	1	0	Back	10mm	26140	1860	24.93	25.10	1.040	-0.12	0.739	0.769
	LTE Band 25_Ant 0	20M	QPSK	50	24	Back	10mm	26590	1905	24.00	24.10	1.023	-0.06	0.703	0.719
	LTE Band 25_Ant 0	20M	QPSK	1	0	Left Side	10mm	26140	1860	24.93	25.10	1.040	-0.09	0.712	0.740
	LTE Band 25_Ant 0	20M	QPSK	50	24	Left Side	10mm	26590	1905	24.00	24.10	1.023	0.03	0.529	0.541
	LTE Band 25_Ant 0	20M	QPSK	1	0	Right Side	10mm	26140	1860	24.93	25.10	1.040	-0.09	0.202	0.210
	LTE Band 25_Ant 0	20M	QPSK	50	24	Right Side	10mm	26590	1905	24.00	24.10	1.023	0.15	0.158	0.162
	LTE Band 25_Ant 0	20M	QPSK	1	0	Bottom Side	10mm	26140	1860	24.93	25.10	1.040	-0.01	1.010	1.050
	LTE Band 25_Ant 0	20M	QPSK	1	0	Bottom Side	10mm	26340	1880	24.78	25.10	1.076	0.1	1.006	1.083
	LTE Band 25_Ant 0	20M	QPSK	1	0	Bottom Side	10mm	26590	1905	24.88	25.10	1.052	0.01	1.030	1.084
	LTE Band 25_Ant 0	20M	QPSK	50	24	Bottom Side	10mm	26590	1905	24.00	24.10	1.023	0.04	0.834	0.853
	LTE Band 25_Ant 0	20M	QPSK	50	24	Bottom Side	10mm	26140	1860	23.97	24.10	1.030	0.03	0.811	0.836
	LTE Band 25_Ant 0	20M	QPSK	50	24	Bottom Side	10mm	26340	1880	23.82	24.10	1.067	-0.08	0.824	0.879
	LTE Band 25_Ant 0	20M	QPSK	100	0	Bottom Side	10mm	26590	1905	23.95	24.10	1.035	0	0.831	0.860
	LTE Band 25_Ant 1	20M	QPSK	1	0	Front	10mm	26140	1860	24.93	25.10	1.040	-0.01	0.220	0.229
	LTE Band 25_Ant 1	20M	QPSK	50	24	Front	10mm	26590	1905	24.00	24.10	1.023	0.17	0.218	0.223
	LTE Band 25_Ant 1	20M	QPSK	1	0	Back	10mm	26140	1860	24.93	25.10	1.040	0.03	0.292	0.304
	LTE Band 25_Ant 1	20M	QPSK	50	24	Back	10mm	26590	1905	24.00	24.10	1.023	0	0.291	0.298
	LTE Band 25_Ant 1	20M	QPSK	1	0	Left side	10mm	26140	1860	24.93	25.10	1.040	-0.13	0.120	0.125
	LTE Band 25_Ant 1	20M	QPSK	50	24	Left side	10mm	26590	1905	24.00	24.10	1.023	-0.1	0.127	0.130
	LTE Band 25_Ant 1	20M	QPSK	1	0	Right side	10mm	26140	1860	24.93	25.10	1.040	-0.19	0.050	0.052
	LTE Band 25_Ant 1	20M	QPSK	50	24	Right side	10mm	26590	1905	24.00	24.10	1.023	0.1	0.034	0.035
	LTE Band 25_Ant 1	20M	QPSK	1	0	Top side	10mm	26140	1860	24.93	25.10	1.040	-0.12	0.373	0.388
	LTE Band 25_Ant 1	20M	QPSK	1	0	Top side	10mm	26340	1880	24.78	25.10	1.076	-0.17	0.282	0.304
	LTE Band 25_Ant 1	20M	QPSK	1	0	Top side	10mm	26590	1905	24.88	25.10	1.052	-0.19	0.359	0.378
	LTE Band 25_Ant 1	20M	QPSK	50	24	Top side	10mm	26590	1905	24.00	24.10	1.023	-0.13	0.330	0.338
WLAN ON															
Plot No.	Band	BW (MHz)	Modulation	RB Size	RB offset	Test Position	Gap (mm)	Ch.	Freq. (MHz)	Average Power (dBm)	Tune-Up Limit (dBm)	Tune-up Scaling Factor	Power Drift (dB)	Measured 1g SAR (W/kg)	Reported 1g SAR (W/kg)
	LTE Band 25_Ant 0	20M	QPSK	1	0	Front	10mm	26140	1860	18.89	19.70	1.205	-0.06	0.255	0.307
	LTE Band 25_Ant 0	20M	QPSK	50	24	Front	10mm	26590	1905	18.96	19.70	1.186	-0.05	0.279	0.331
	LTE Band 25_Ant 0	20M	QPSK	50	24	Front	10mm	26140	1860	18.95	19.70	1.189	-0.05	0.269	0.320
	LTE Band 25_Ant 0	20M	QPSK	50	24	Front	10mm	26340	1880	18.79	19.70	1.233	-0.04	0.277	0.342
	LTE Band 25_Ant 0	20M	QPSK	1	0	Back	10mm	26140	1860	18.89	19.70	1.205	-0.04	0.210	0.253
	LTE Band 25_Ant 0	20M	QPSK	50	24	Back	10mm	26590	1905	18.96	19.70	1.186	0.05	0.242	0.287
	LTE Band 25_Ant 0	20M	QPSK	1	0	Left Side	10mm	26140	1860	18.89	19.70	1.205	-0.14	0.169	0.204
	LTE Band 25_Ant 0	20M	QPSK	50	24	Left Side	10mm	26590	1905	18.96	19.70	1.186	-0.1	0.177	0.210
	LTE Band 25_Ant 0	20M	QPSK	1	0	Right Side	10mm	26140	1860	18.89	19.70	1.205	-0.07	0.055	0.066
	LTE Band 25_Ant 0	20M	QPSK	50	24	Right Side	10mm	26590	1905	18.96	19.70	1.186	-0.03	0.048	0.057
	LTE Band 25_Ant 0	20M	QPSK	1	0	Bottom Side	10mm	26140	1860	18.89	19.70	1.205	0.09	0.256	0.308
	LTE Band 25_Ant 0	20M	QPSK	50	24	Bottom Side	10mm	26590	1905	18.96	19.70	1.186	0.05	0.270	0.320



WLAN OFF															
Plot No.	Band	BW (MHz)	Modulation	RB Size	RB offset	Test Position	Gap (mm)	Ch.	Freq. (MHz)	Average Power (dBm)	Tune-Up Limit (dBm)	Tune-up Scaling Factor	Power Drift (dB)	Measured 1g SAR (W/kg)	Reported 1g SAR (W/kg)
	LTE Band 26_Ant 0	15M	QPSK	1	37	Front	10mm	26865	831.5	25.04	25.70	1.164	-0.06	0.334	0.389
	LTE Band 26_Ant 0	15M	QPSK	36	20	Front	10mm	26865	831.5	24.12	24.70	1.143	-0.06	0.279	0.319
38	LTE Band 26_Ant 0	15M	QPSK	1	37	Back	10mm	26865	831.5	25.04	25.70	1.164	-0.09	0.491	0.572
	LTE Band 26_Ant 0	15M	QPSK	36	20	Back	10mm	26865	831.5	24.12	24.70	1.143	-0.01	0.400	0.457
	LTE Band 26_Ant 0	15M	QPSK	1	37	Left Side	10mm	26865	831.5	25.04	25.70	1.164	-0.12	0.237	0.276
	LTE Band 26_Ant 0	15M	QPSK	36	20	Left Side	10mm	26865	831.5	24.12	24.70	1.143	-0.01	0.193	0.221
	LTE Band 26_Ant 0	15M	QPSK	1	37	Right Side	10mm	26865	831.5	25.04	25.70	1.164	0.01	0.337	0.392
	LTE Band 26_Ant 0	15M	QPSK	36	20	Right Side	10mm	26865	831.5	24.12	24.70	1.143	0.04	0.275	0.314
	LTE Band 26_Ant 0	15M	QPSK	1	37	Bottom Side	10mm	26865	831.5	25.04	25.70	1.164	0.18	0.142	0.165
	LTE Band 26_Ant 0	15M	QPSK	36	20	Bottom Side	10mm	26865	831.5	24.12	24.70	1.143	0.13	0.113	0.129
	LTE Band 26_Ant 1	15M	QPSK	1	37	Front	10mm	26865	831.5	25.04	25.70	1.164	0.01	0.337	0.392
	LTE Band 26_Ant 1	15M	QPSK	36	20	Front	10mm	26865	831.5	24.12	24.70	1.143	-0.02	0.274	0.313
	LTE Band 26_Ant 1	15M	QPSK	1	37	Back	10mm	26865	831.5	25.04	25.70	1.164	-0.02	0.455	0.530
	LTE Band 26_Ant 1	15M	QPSK	36	20	Back	10mm	26865	831.5	24.12	24.70	1.143	-0.18	0.370	0.423
	LTE Band 26_Ant 1	15M	QPSK	1	37	Left Side	10mm	26865	831.5	25.04	25.70	1.164	-0.19	0.139	0.162
	LTE Band 26_Ant 1	15M	QPSK	36	20	Left Side	10mm	26865	831.5	24.12	24.70	1.143	-0.19	0.112	0.128
	LTE Band 26_Ant 1	15M	QPSK	1	37	Right Side	10mm	26865	831.5	25.04	25.70	1.164	-0.16	0.135	0.157
	LTE Band 26_Ant 1	15M	QPSK	36	20	Right Side	10mm	26865	831.5	24.12	24.70	1.143	-0.1	0.135	0.154
	LTE Band 26_Ant 1	15M	QPSK	1	37	Top Side	10mm	26865	831.5	25.04	25.70	1.164	-0.02	0.255	0.297
	LTE Band 26_Ant 1	15M	QPSK	36	20	Top Side	10mm	26865	831.5	24.12	24.70	1.143	-0.13	0.207	0.237
WLAN ON															
Plot No.	Band	BW (MHz)	Modulation	RB Size	RB offset	Test Position	Gap (mm)	Ch.	Freq. (MHz)	Average Power (dBm)	Tune-Up Limit (dBm)	Tune-up Scaling Factor	Power Drift (dB)	Measured 1g SAR (W/kg)	Reported 1g SAR (W/kg)
	LTE Band 26_Ant 0	15M	QPSK	1	0	Front	10mm	26965	841.5	21.99	22.70	1.178	-0.05	0.171	0.201
	LTE Band 26_Ant 0	15M	QPSK	36	39	Front	10mm	26765	821.5	22.03	22.70	1.167	-0.1	0.163	0.190
	LTE Band 26_Ant 0	15M	QPSK	1	0	Back	10mm	26965	841.5	21.99	22.70	1.178	-0.06	0.245	0.289
	LTE Band 26_Ant 0	15M	QPSK	36	39	Back	10mm	26765	821.5	22.03	22.70	1.167	-0.08	0.189	0.221
	LTE Band 26_Ant 0	15M	QPSK	1	0	Left Side	10mm	26965	841.5	21.99	22.70	1.178	-0.09	0.129	0.152
	LTE Band 26_Ant 0	15M	QPSK	36	39	Left Side	10mm	26765	821.5	22.03	22.70	1.167	-0.09	0.116	0.135
	LTE Band 26_Ant 0	15M	QPSK	1	0	Right Side	10mm	26965	841.5	21.99	22.70	1.178	-0.07	0.178	0.210
	LTE Band 26_Ant 0	15M	QPSK	36	39	Right Side	10mm	26765	821.5	22.03	22.70	1.167	-0.06	0.156	0.182
	LTE Band 26_Ant 0	15M	QPSK	1	0	Bottom Side	10mm	26965	841.5	21.99	22.70	1.178	0.02	0.079	0.093
	LTE Band 26_Ant 0	15M	QPSK	36	39	Bottom Side	10mm	26765	821.5	22.03	22.70	1.167	-0.04	0.051	0.060



WLAN OFF															
Plot No.	Band	BW (MHz)	Modulation	RB Size	RB offset	Test Position	Gap (mm)	Ch.	Freq. (MHz)	Average Power (dBm)	Tune-Up Limit (dBm)	Tune-up Scaling Factor	Power Drift (dB)	Measured 1g SAR (W/kg)	Reported 1g SAR (W/kg)
	LTE Band 30_Ant 2	10M	QPSK	1	25	Front	10mm	27710	2310	24.53	25.10	1.140	-0.05	1.020	1.163
	LTE Band 30_Ant 2	10M	QPSK	25	12	Front	10mm	27710	2310	23.58	24.10	1.127	0.11	0.923	1.040
	LTE Band 30_Ant 2	10M	QPSK	50	0	Front	10mm	27710	2310	23.56	24.10	1.132	-0.04	0.677	0.767
39	LTE Band 30_Ant 2	10M	QPSK	1	25	Back	10mm	27710	2310	24.53	25.10	1.140	-0.03	1.030	1.174
	LTE Band 30_Ant 2	10M	QPSK	25	12	Back	10mm	27710	2310	23.58	24.10	1.127	0.04	0.975	1.099
	LTE Band 30_Ant 2	10M	QPSK	50	0	Back	10mm	27710	2310	23.56	24.10	1.132	0.1	0.827	0.936
	LTE Band 30_Ant 2	10M	QPSK	1	0	Left Side	10mm	27710	2310	24.53	25.10	1.140	-0.1	0.079	0.090
	LTE Band 30_Ant 2	10M	QPSK	25	12	Left Side	10mm	27710	2310	23.58	24.10	1.127	0.08	0.044	0.050
	LTE Band 30_Ant 2	10M	QPSK	1	25	Right Side	10mm	27710	2310	24.53	25.10	1.140	-0.16	0.954	1.088
	LTE Band 30_Ant 2	10M	QPSK	25	12	Right Side	10mm	27710	2310	23.58	24.10	1.127	0.06	0.875	0.986
	LTE Band 30_Ant 2	10M	QPSK	50	0	Right Side	10mm	27710	2310	23.56	24.10	1.132	0.1	0.777	0.880
	LTE Band 30_Ant 2	10M	QPSK	1	25	Bottom Side	10mm	27710	2310	24.53	25.10	1.140	0.01	0.372	0.424
	LTE Band 30_Ant 2	10M	QPSK	25	12	Bottom Side	10mm	27710	2310	23.58	24.10	1.127	-0.01	0.262	0.295
	LTE Band 30_Ant 3	10M	QPSK	1	25	Front	10mm	27710	2310	24.53	25.10	1.140	-0.13	0.173	0.197
	LTE Band 30_Ant 3	10M	QPSK	25	12	Front	10mm	27710	2310	23.58	24.10	1.127	-0.04	0.145	0.163
	LTE Band 30_Ant 3	10M	QPSK	1	25	Back	10mm	27710	2310	24.53	25.10	1.140	-0.15	0.359	0.409
	LTE Band 30_Ant 3	10M	QPSK	25	12	Back	10mm	27710	2310	23.58	24.10	1.127	-0.13	0.300	0.338
	LTE Band 30_Ant 3	10M	QPSK	1	25	Left Side	10mm	27710	2310	24.53	25.10	1.140	-0.14	0.198	0.226
	LTE Band 30_Ant 3	10M	QPSK	25	12	Left Side	10mm	27710	2310	23.58	24.10	1.127	-0.17	0.166	0.187
	LTE Band 30_Ant 3	10M	QPSK	1	25	Right Side	10mm	27710	2310	24.53	25.10	1.140	0.1	0.005	0.006
	LTE Band 30_Ant 3	10M	QPSK	25	12	Right Side	10mm	27710	2310	23.58	24.10	1.127	0.12	0.004	0.005
	LTE Band 30_Ant 3	10M	QPSK	1	25	Top Side	10mm	27710	2310	24.53	25.10	1.140	0.02	0.064	0.073
	LTE Band 30_Ant 3	10M	QPSK	25	12	Top Side	10mm	27710	2310	23.58	24.10	1.127	0.05	0.053	0.060
WLAN ON															
Plot No.	Band	BW (MHz)	Modulation	RB Size	RB offset	Test Position	Gap (mm)	Ch.	Freq. (MHz)	Average Power (dBm)	Tune-Up Limit (dBm)	Tune-up Scaling Factor	Power Drift (dB)	Measured 1g SAR (W/kg)	Reported 1g SAR (W/kg)
	LTE Band 30_Ant 2	10M	QPSK	1	0	Front	10mm	27710	2310	18.62	19.70	1.282	0	0.224	0.287
	LTE Band 30_Ant 2	10M	QPSK	25	0	Front	10mm	27710	2310	18.57	19.70	1.297	0	0.226	0.293
	LTE Band 30_Ant 2	10M	QPSK	1	0	Back	10mm	27710	2310	18.62	19.70	1.282	0.02	0.265	0.340
	LTE Band 30_Ant 2	10M	QPSK	25	0	Back	10mm	27710	2310	18.57	19.70	1.297	0.02	0.271	0.352
	LTE Band 30_Ant 2	10M	QPSK	1	0	Left Side	10mm	27710	2310	18.62	19.70	1.282	0.16	0.017	0.022
	LTE Band 30_Ant 2	10M	QPSK	25	0	Left Side	10mm	27710	2310	18.57	19.70	1.297	0.05	0.018	0.023
	LTE Band 30_Ant 2	10M	QPSK	1	0	Right Side	10mm	27710	2310	18.62	19.70	1.282	-0.02	0.235	0.301
	LTE Band 30_Ant 2	10M	QPSK	25	0	Right Side	10mm	27710	2310	18.57	19.70	1.297	0.07	0.240	0.311
	LTE Band 30_Ant 2	10M	QPSK	1	0	Bottom Side	10mm	27710	2310	18.62	19.70	1.282	-0.06	0.087	0.112
	LTE Band 30_Ant 2	10M	QPSK	25	0	Bottom Side	10mm	27710	2310	18.57	19.70	1.297	0.01	0.089	0.115



WLAN OFF															
Plot No.	Band	BW (MHz)	Modulation	RB Size	RB offset	Test Position	Gap (mm)	Ch.	Freq. (MHz)	Average Power (dBm)	Tune-Up Limit (dBm)	Tune-up Scaling Factor	Power Drift (dB)	Measured 1g SAR (W/kg)	Reported 1g SAR (W/kg)
	LTE Band 66_Ant 0	20M	QPSK	1	0	Front	10mm	132572	1770	23.91	24.50	1.146	-0.13	0.685	0.785
	LTE Band 66_Ant 0	20M	QPSK	50	24	Front	10mm	132572	1770	22.82	23.50	1.169	-0.08	0.547	0.640
	LTE Band 66_Ant 0	20M	QPSK	1	0	Back	10mm	132572	1770	23.91	24.50	1.146	-0.11	0.600	0.687
	LTE Band 66_Ant 0	20M	QPSK	50	24	Back	10mm	132572	1770	22.82	23.50	1.169	-0.1	0.470	0.550
	LTE Band 66_Ant 0	20M	QPSK	1	0	Left Side	10mm	132572	1770	23.91	24.50	1.146	-0.11	0.394	0.451
	LTE Band 66_Ant 0	20M	QPSK	50	24	Left Side	10mm	132572	1770	22.82	23.50	1.169	-0.12	0.329	0.385
	LTE Band 66_Ant 0	20M	QPSK	1	0	Right Side	10mm	132572	1770	23.91	24.50	1.146	-0.14	0.164	0.188
	LTE Band 66_Ant 0	20M	QPSK	50	24	Right Side	10mm	132572	1770	22.82	23.50	1.169	-0.02	0.133	0.156
	LTE Band 66_Ant 0	20M	QPSK	1	0	Bottom Side	10mm	132572	1770	23.91	24.50	1.146	0.06	0.773	0.885
41	LTE Band 66_Ant 0	20M	QPSK	1	0	Bottom Side	10mm	132072	1720	23.65	24.50	1.216	0.05	0.739	0.899
	LTE Band 66_Ant 0	20M	QPSK	1	0	Bottom Side	10mm	132322	1745	23.78	24.50	1.180	0.06	0.753	0.889
	LTE Band 66_Ant 0	20M	QPSK	50	24	Bottom Side	10mm	132572	1770	22.82	23.50	1.169	-0.01	0.621	0.726
	LTE Band 66_Ant 0	20M	QPSK	100	0	Bottom Side	10mm	132572	1770	22.76	23.50	1.186	0.06	0.618	0.733
	LTE Band 66_Ant 1	20M	QPSK	1	0	Front	10mm	132572	1770	23.91	24.50	1.146	0	0.431	0.494
	LTE Band 66_Ant 1	20M	QPSK	50	24	Front	10mm	132572	1770	22.82	23.50	1.169	0	0.351	0.410
	LTE Band 66_Ant 1	20M	QPSK	1	0	Back	10mm	132572	1770	23.91	24.50	1.146	-0.11	0.584	0.669
	LTE Band 66_Ant 1	20M	QPSK	1	0	Back	10mm	132072	1720	23.65	24.50	1.216	-0.11	0.464	0.564
	LTE Band 66_Ant 1	20M	QPSK	1	0	Back	10mm	132322	1745	23.78	24.50	1.180	-0.13	0.539	0.636
	LTE Band 66_Ant 1	20M	QPSK	50	24	Back	10mm	132572	1770	22.82	23.50	1.169	-0.15	0.461	0.539
	LTE Band 66_Ant 1	20M	QPSK	1	0	Left Side	10mm	132572	1770	23.91	24.50	1.146	-0.04	0.186	0.213
	LTE Band 66_Ant 1	20M	QPSK	50	24	Left Side	10mm	132572	1770	22.82	23.50	1.169	-0.05	0.143	0.167
	LTE Band 66_Ant 1	20M	QPSK	1	0	Right Side	10mm	132572	1770	23.91	24.50	1.146	0.03	0.020	0.023
	LTE Band 66_Ant 1	20M	QPSK	50	24	Right Side	10mm	132572	1770	22.82	23.50	1.169	0.01	0.018	0.021
	LTE Band 66_Ant 1	20M	QPSK	1	0	Top Side	10mm	132572	1770	23.91	24.50	1.146	0.04	0.575	0.659
	LTE Band 66_Ant 1	20M	QPSK	50	24	Top Side	10mm	132572	1770	22.82	23.50	1.169	-0.04	0.452	0.529
WLAN ON															
Plot No.	Band	BW (MHz)	Modulation	RB Size	RB offset	Test Position	Gap (mm)	Ch.	Freq. (MHz)	Average Power (dBm)	Tune-Up Limit (dBm)	Tune-up Scaling Factor	Power Drift (dB)	Measured 1g SAR (W/kg)	Reported 1g SAR (W/kg)
	LTE Band 66_Ant 0	20M	QPSK	1	0	Front	10mm	132572	1770	19.86	20.50	1.159	-0.08	0.253	0.293
	LTE Band 66_Ant 0	20M	QPSK	50	0	Front	10mm	132572	1770	19.77	20.50	1.183	-0.1	0.253	0.299
	LTE Band 66_Ant 0	20M	QPSK	1	0	Back	10mm	132572	1770	19.86	20.50	1.159	-0.1	0.207	0.240
	LTE Band 66_Ant 0	20M	QPSK	50	0	Back	10mm	132572	1770	19.77	20.50	1.183	-0.14	0.204	0.241
	LTE Band 66_Ant 0	20M	QPSK	1	0	Left Side	10mm	132572	1770	19.86	20.50	1.159	0.07	0.139	0.161
	LTE Band 66_Ant 0	20M	QPSK	50	0	Left Side	10mm	132572	1770	19.77	20.50	1.183	0.02	0.141	0.167
	LTE Band 66_Ant 0	20M	QPSK	1	0	Right Side	10mm	132572	1770	19.86	20.50	1.159	0.09	0.056	0.065
	LTE Band 66_Ant 0	20M	QPSK	50	0	Right Side	10mm	132572	1770	19.77	20.50	1.183	0.06	0.057	0.067
	LTE Band 66_Ant 0	20M	QPSK	1	0	Bottom Side	10mm	132572	1770	19.86	20.50	1.159	0.09	0.294	0.341
	LTE Band 66_Ant 0	20M	QPSK	50	0	Bottom Side	10mm	132572	1770	19.77	20.50	1.183	0	0.291	0.344
	LTE Band 66_Ant 0	20M	QPSK	50	0	Bottom Side	10mm	132072	1720	19.61	20.50	1.227	0.04	0.282	0.346
	LTE Band 66_Ant 0	20M	QPSK	50	0	Bottom Side	10mm	132322	1745	19.65	20.50	1.216	0.04	0.283	0.344





WLAN OFF / WLAN ON															
Plot No.	Band	BW (MHz)	Modulation	RB Size	RB offset	Test Position	Gap (mm)	Ch.	Freq. (MHz)	Average Power (dBm)	Tune-Up Limit (dBm)	Tune-up Scaling Factor	Power Drift (dB)	Measured 1g SAR (W/kg)	Reported 1g SAR (W/kg)
	LTE Band 71_Ant 0	20M	QPSK	1	99	Front	10mm	133322	683	24.08	24.60	1.127	0.01	0.139	0.157
	LTE Band 71_Ant 0	20M	QPSK	50	50	Front	10mm	133322	683	22.99	23.60	1.151	-0.06	0.114	0.131
	LTE Band 71_Ant 0	20M	QPSK	1	99	Back	10mm	133322	683	24.08	24.60	1.127	-0.11	0.192	0.216
	LTE Band 71_Ant 0	20M	QPSK	50	50	Back	10mm	133322	683	22.99	23.60	1.151	-0.16	0.157	0.181
	LTE Band 71_Ant 0	20M	QPSK	1	99	Left Side	10mm	133322	683	24.08	24.60	1.127	-0.08	0.158	0.178
	LTE Band 71_Ant 0	20M	QPSK	50	50	Left Side	10mm	133322	683	22.99	23.60	1.151	-0.13	0.129	0.148
	LTE Band 71_Ant 0	20M	QPSK	1	99	Right Side	10mm	133322	683	24.08	24.60	1.127	-0.01	0.169	0.190
	LTE Band 71_Ant 0	20M	QPSK	50	50	Right Side	10mm	133322	683	22.99	23.60	1.151	-0.02	0.135	0.155
	LTE Band 71_Ant 0	20M	QPSK	1	99	Bottom Side	10mm	133322	683	24.08	24.60	1.127	-0.11	0.061	0.069
	LTE Band 71_Ant 0	20M	QPSK	50	50	Bottom Side	10mm	133322	683	22.99	23.60	1.151	-0.09	0.048	0.055
WLAN OFF															
Plot No.	Band	BW (MHz)	Modulation	RB Size	RB offset	Test Position	Gap (mm)	Ch.	Freq. (MHz)	Average Power (dBm)	Tune-Up Limit (dBm)	Tune-up Scaling Factor	Power Drift (dB)	Measured 1g SAR (W/kg)	Reported 1g SAR (W/kg)
	LTE Band 71_Ant 1	20M	QPSK	1	99	Front	10mm	133322	683	24.08	24.60	1.127	-0.09	0.189	0.213
	LTE Band 71_Ant 1	20M	QPSK	50	50	Front	10mm	133322	683	22.99	23.60	1.151	-0.01	0.144	0.166
41	LTE Band 71_Ant 1	20M	QPSK	1	99	Back	10mm	133322	683	24.08	24.60	1.127	-0.17	0.255	0.287
	LTE Band 71_Ant 1	20M	QPSK	50	50	Back	10mm	133322	683	22.99	23.60	1.151	-0.02	0.193	0.222
	LTE Band 71_Ant 1	20M	QPSK	1	99	Left Side	10mm	133322	683	24.08	24.60	1.127	-0.14	0.201	0.227
	LTE Band 71_Ant 1	20M	QPSK	50	50	Left Side	10mm	133322	683	22.99	23.60	1.151	-0.05	0.163	0.188
	LTE Band 71_Ant 1	20M	QPSK	1	99	Right Side	10mm	133322	683	24.08	24.60	1.127	-0.14	0.105	0.118
	LTE Band 71_Ant 1	20M	QPSK	50	50	Right Side	10mm	133322	683	22.99	23.60	1.151	-0.02	0.082	0.094
	LTE Band 71_Ant 1	20M	QPSK	1	99	Top Side	10mm	133322	683	24.08	24.60	1.127	-0.15	0.109	0.123
	LTE Band 71_Ant 1	20M	QPSK	50	50	Top Side	10mm	133322	683	22.99	23.60	1.151	-0.09	0.083	0.096

<TDD LTE SAR>

WLAN OFF																	
Plot No.	Band	BW (MHz)	Modulation	RB Size	RB offset	Test Position	Gap (mm)	Ch.	Freq. (MHz)	Average Power (dBm)	Tune-Up Limit (dBm)	Tune-up Scaling Factor	Duty Cycle %	Duty Cycle Scaling Factor	Power Drift (dB)	Measured 1g SAR (W/kg)	Reported 1g SAR (W/kg)
	LTE Band 38_Ant 2	20M	QPSK	1	0	Front	10mm	38000	2595	25.43	25.70	1.064	62.90	1.006	-0.03	0.479	0.513
	LTE Band 38_Ant 2	20M	QPSK	50	0	Front	10mm	38000	2595	24.49	24.70	1.050	62.90	1.006	0.08	0.382	0.403
42	LTE Band 38_Ant 2	20M	QPSK	1	0	Back	10mm	38000	2595	25.43	25.70	1.064	62.90	1.006	0.09	0.523	0.560
	LTE Band 38_Ant 2	20M	QPSK	50	0	Back	10mm	38000	2595	24.49	24.70	1.050	62.90	1.006	0.04	0.422	0.446
	LTE Band 38_Ant 2	20M	QPSK	1	0	Left Side	10mm	38000	2595	25.43	25.70	1.064	62.90	1.006	0.04	0.049	0.052
	LTE Band 38_Ant 2	20M	QPSK	50	0	Left Side	10mm	38000	2595	24.49	24.70	1.050	62.90	1.006	0.17	0.038	0.040
	LTE Band 38_Ant 2	20M	QPSK	1	0	Right Side	10mm	38000	2595	25.43	25.70	1.064	62.90	1.006	0.15	0.384	0.411
	LTE Band 38_Ant 2	20M	QPSK	50	0	Right Side	10mm	38000	2595	24.49	24.70	1.050	62.90	1.006	0.12	0.306	0.323
	LTE Band 38_Ant 2	20M	QPSK	1	0	Bottom Side	10mm	38000	2595	25.43	25.70	1.064	62.90	1.006	-0.03	0.240	0.257
	LTE Band 38_Ant 2	20M	QPSK	50	0	Bottom Side	10mm	38000	2595	24.49	24.70	1.050	62.90	1.006	0.03	0.192	0.203
WLAN ON																	
Plot No.	Band	BW (MHz)	Modulation	RB Size	RB offset	Test Position	Gap (mm)	Ch.	Freq. (MHz)	Average Power (dBm)	Tune-Up Limit (dBm)	Tune-up Scaling Factor	Duty Cycle %	Duty Cycle Scaling Factor	Power Drift (dB)	Measured 1g SAR (W/kg)	Reported 1g SAR (W/kg)
	LTE Band 38_Ant 2	20M	QPSK	1	99	Front	10mm	38000	2595	21.20	21.70	1.122	62.90	1.006	0.04	0.196	0.221
	LTE Band 38_Ant 2	20M	QPSK	50	50	Front	10mm	38000	2595	21.24	21.70	1.112	62.90	1.006	0.01	0.200	0.224
	LTE Band 38_Ant 2	20M	QPSK	1	99	Back	10mm	38000	2595	21.20	21.70	1.122	62.90	1.006	0.08	0.200	0.226
	LTE Band 38_Ant 2	20M	QPSK	50	50	Back	10mm	38000	2595	21.24	21.70	1.112	62.90	1.006	0.02	0.203	0.227
	LTE Band 38_Ant 2	20M	QPSK	1	99	Left Side	10mm	38000	2595	21.20	21.70	1.122	62.90	1.006	0.13	0.019	0.021
	LTE Band 38_Ant 2	20M	QPSK	50	50	Left Side	10mm	38000	2595	21.24	21.70	1.112	62.90	1.006	0.08	0.019	0.021
	LTE Band 38_Ant 2	20M	QPSK	1	99	Right Side	10mm	38000	2595	21.20	21.70	1.122	62.90	1.006	0.05	0.153	0.173
	LTE Band 38_Ant 2	20M	QPSK	50	50	Right Side	10mm	38000	2595	21.24	21.70	1.112	62.90	1.006	0.1	0.154	0.172
	LTE Band 38_Ant 2	20M	QPSK	1	99	Bottom Side	10mm	38000	2595	21.20	21.70	1.122	62.90	1.006	0.05	0.099	0.112
	LTE Band 38_Ant 2	20M	QPSK	50	50	Bottom Side	10mm	38000	2595	21.24	21.70	1.112	62.90	1.006	0.05	0.101	0.113



WLAN OFF																	
Plot No.	Band	BW (MHz)	Modulation	RB Size	RB offset	Test Position	Gap (mm)	Ch.	Freq. (MHz)	Average Power (dBm)	Tune-Up Limit (dBm)	Tune-up Scaling Factor	Duty Cycle %	Duty Cycle Scaling Factor	Power Drift (dB)	Measured 1g SAR (W/kg)	Reported 1g SAR (W/kg)
	LTE Band 41_Ant 2	20M	QPSK	1	0	Front	10mm	41490	2680	24.11	25.00	1.227	62.90	1.006	0.06	0.457	0.564
	LTE Band 41_Ant 2	20M	QPSK	50	0	Front	10mm	41490	2680	23.17	24.00	1.211	62.90	1.006	-0.01	0.361	0.440
	LTE Band 41_Ant 2	20M	QPSK	1	0	Back	10mm	41490	2680	24.11	25.00	1.227	62.90	1.006	0.19	0.480	0.593
43	LTE Band 41_Ant 2	20M	QPSK	1	0	Back	10mm	39750	2506	23.91	25.00	1.285	62.90	1.006	0.03	0.562	0.727
	LTE Band 41_Ant 2_HPUE	20M	QPSK	1	0	Back	10mm	39750	2506	25.45	26.50	1.274	42.90	1.009	0.06	0.485	0.623
	LTE Band 41_Ant 2	20M	QPSK	1	0	Back	10mm	40185	2549.5	23.99	25.00	1.262	62.90	1.006	0.01	0.492	0.625
	LTE Band 41_Ant 2	20M	QPSK	1	0	Back	10mm	40620	2593	24.06	25.00	1.242	62.90	1.006	0.03	0.457	0.571
	LTE Band 41_Ant 2	20M	QPSK	1	0	Back	10mm	41055	2636.5	24.09	25.00	1.233	62.90	1.006	0.09	0.457	0.567
	LTE Band 41_Ant 2	20M	QPSK	50	0	Back	10mm	41490	2680	23.17	24.00	1.211	62.90	1.006	0.13	0.378	0.460
	LTE Band 41_Ant 2	20M	QPSK	1	0	Left Side	10mm	41490	2680	24.11	25.00	1.227	62.90	1.006	0.03	0.049	0.061
	LTE Band 41_Ant 2	20M	QPSK	50	0	Left Side	10mm	41490	2680	23.17	24.00	1.211	62.90	1.006	0.1	0.038	0.046
	LTE Band 41_Ant 2	20M	QPSK	1	0	Right Side	10mm	41490	2680	24.11	25.00	1.227	62.90	1.006	0.03	0.361	0.446
	LTE Band 41_Ant 2	20M	QPSK	50	0	Right Side	10mm	41490	2680	23.17	24.00	1.211	62.90	1.006	0.06	0.279	0.340
	LTE Band 41_Ant 2	20M	QPSK	1	0	Bottom Side	10mm	41490	2680	24.11	25.00	1.227	62.90	1.006	-0.12	0.255	0.315
	LTE Band 41_Ant 2	20M	QPSK	50	0	Bottom Side	10mm	41490	2680	23.17	24.00	1.211	62.90	1.006	0.06	0.200	0.244
WLAN ON																	
Plot No.	Band	BW (MHz)	Modulation	RB Size	RB offset	Test Position	Gap (mm)	Ch.	Freq. (MHz)	Average Power (dBm)	Tune-Up Limit (dBm)	Tune-up Scaling Factor	Duty Cycle %	Duty Cycle Scaling Factor	Power Drift (dB)	Measured 1g SAR (W/kg)	Reported 1g SAR (W/kg)
	LTE Band 41_Ant 2	20M	QPSK	1	0	Front	10mm	41055	2636.5	18.79	20.00	1.321	62.90	1.006	0.13	0.139	0.185
	LTE Band 41_Ant 2	20M	QPSK	50	0	Front	10mm	41055	2636.5	18.79	20.00	1.321	62.90	1.006	0.06	0.140	0.186
	LTE Band 41_Ant 2	20M	QPSK	1	0	Back	10mm	41055	2636.5	18.79	20.00	1.321	62.90	1.006	0.19	0.142	0.189
	LTE Band 41_Ant 2	20M	QPSK	1	0	Back	10mm	39750	2506	18.63	20.00	1.371	62.90	1.006	0.1	0.162	0.223
	LTE Band 41_Ant 2_HPUE	20M	QPSK	1	0	Back	10mm	39750	2506	18.54	20.00	1.400	42.90	1.009	0.06	0.107	0.151
	LTE Band 41_Ant 2	20M	QPSK	1	0	Back	10mm	40185	2549.5	18.70	20.00	1.349	62.90	1.006	0.11	0.144	0.195
	LTE Band 41_Ant 2	20M	QPSK	1	0	Back	10mm	40620	2593	18.73	20.00	1.340	62.90	1.006	0.12	0.133	0.179
	LTE Band 41_Ant 2	20M	QPSK	1	0	Back	10mm	41490	2680	18.75	20.00	1.334	62.90	1.006	0.12	0.138	0.185
	LTE Band 41_Ant 2	20M	QPSK	50	0	Back	10mm	41055	2636.5	18.79	20.00	1.321	62.90	1.006	0.12	0.141	0.187
	LTE Band 41_Ant 2	20M	QPSK	1	0	Left Side	10mm	41055	2636.5	18.79	20.00	1.321	62.90	1.006	0.14	0.012	0.016
	LTE Band 41_Ant 2	20M	QPSK	50	0	Left Side	10mm	41055	2636.5	18.79	20.00	1.321	62.90	1.006	0.11	0.012	0.016
	LTE Band 41_Ant 2	20M	QPSK	1	0	Right Side	10mm	41055	2636.5	18.79	20.00	1.321	62.90	1.006	0.11	0.109	0.145
	LTE Band 41_Ant 2	20M	QPSK	50	0	Right Side	10mm	41055	2636.5	18.79	20.00	1.321	62.90	1.006	0.11	0.108	0.144
	LTE Band 41_Ant 2	20M	QPSK	1	0	Bottom Side	10mm	41055	2636.5	18.79	20.00	1.321	62.90	1.006	0.09	0.075	0.100
	LTE Band 41_Ant 2	20M	QPSK	50	0	Bottom Side	10mm	41055	2636.5	18.79	20.00	1.321	62.90	1.006	0.06	0.075	0.100



<WLAN SAR>

WWAN OFF & WWAN ON															
Plot No.	Band	Mode	Test Position	Gap (mm)	Antenna	Ch.	Freq. (MHz)	Average Power (dBm)	Tune-Up Limit (dBm)	Tune-up Scaling Factor	Duty Cycle %	Duty Cycle Scaling Factor	Power Drift (dB)	Measured 1g SAR (W/kg)	Reported 1g SAR (W/kg)
	WLAN2.4GHz	802.11b 1Mbps	Front	10mm	Ant 0	1	2412	17.90	18.00	1.023	99.05	1.010	0.1	0.149	0.154
	WLAN2.4GHz	802.11b 1Mbps	Back	10mm	Ant 0	1	2412	17.90	18.00	1.023	99.05	1.010	-0.12	0.182	0.188
	WLAN2.4GHz	802.11b 1Mbps	Right Side	10mm	Ant 0	1	2412	17.90	18.00	1.023	99.05	1.010	0.1	0.075	0.078
	WLAN2.4GHz	802.11b 1Mbps	Top Side	10mm	Ant 0	1	2412	17.90	18.00	1.023	99.05	1.010	0.04	0.080	0.083
	WLAN2.4GHz	802.11b 1Mbps	Front	10mm	Ant 1	1	2412	17.90	18.00	1.023	98.89	1.011	0	0.106	0.110
	WLAN2.4GHz	802.11b 1Mbps	Back	10mm	Ant 1	1	2412	17.90	18.00	1.023	98.89	1.011	-0.11	0.318	0.329
	WLAN2.4GHz	802.11b 1Mbps	Right Side	10mm	Ant 1	1	2412	17.90	18.00	1.023	98.89	1.011	0.06	0.232	0.240
	WLAN2.4GHz	802.11b 1Mbps	Top Side	10mm	Ant 1	1	2412	17.90	18.00	1.023	98.89	1.011	-0.12	0.030	0.031
	WLAN2.4GHz	802.11b 1Mbps	Front	10mm	Ant 0+1	1	2412	17.70	18.00	1.072	99.12	1.009	0.11	0.226	0.244
	WLAN2.4GHz	802.11b 1Mbps	Back	10mm	Ant 0+1	1	2412	17.70	18.00	1.072	99.12	1.009	0.06	0.335	0.362
44	WLAN2.4GHz	802.11b 1Mbps	Back	10mm	Ant 0+1	6	2437	17.70	18.00	1.072	99.12	1.009	0.15	0.920	0.995
	WLAN2.4GHz	802.11b 1Mbps	Back	10mm	Ant 0+1	11	2462	15.70	16.00	1.072	99.12	1.009	-0.07	0.407	0.440
	WLAN2.4GHz	802.11b 1Mbps	Back	10mm	Ant 0+1	12	2467	14.50	15.00	1.122	99.12	1.009	-0.09	0.252	0.285
	WLAN2.4GHz	802.11b 1Mbps	Back	10mm	Ant 0+1	13	2472	7.30	8.00	1.175	99.12	1.009	-0.12	0.090	0.107
	WLAN2.4GHz	802.11b 1Mbps	Right Side	10mm	Ant 0+1	1	2412	17.70	18.00	1.072	99.12	1.009	0.15	0.241	0.261
	WLAN2.4GHz	802.11b 1Mbps	Top Side	10mm	Ant 0+1	1	2412	17.70	18.00	1.072	99.12	1.009	0.06	0.110	0.119
	WLAN5GHz	802.11n-HT40 MCS0	Front	10mm	Ant 0	46	5230	17.30	17.50	1.047	96.45	1.037	-0.09	0.234	0.254
	WLAN5GHz	802.11n-HT40 MCS0	Back	10mm	Ant 0	46	5230	17.30	17.50	1.047	96.45	1.037	-0.17	0.197	0.214
	WLAN5GHz	802.11n-HT40 MCS0	Right Side	10mm	Ant 0	46	5230	17.30	17.50	1.047	96.45	1.037	-0.02	0.132	0.143
	WLAN5GHz	802.11n-HT40 MCS0	Top Side	10mm	Ant 0	46	5230	17.30	17.50	1.047	96.45	1.037	-0.14	0.258	0.280
	WLAN5GHz	802.11n-HT40 MCS0	Front	10mm	Ant 1	46	5230	17.40	17.50	1.023	95.45	1.048	0.06	0.238	0.255
	WLAN5GHz	802.11n-HT40 MCS0	Back	10mm	Ant 1	46	5230	17.40	17.50	1.023	95.45	1.048	-0.11	0.902	0.967
	WLAN5GHz	802.11n-HT40 MCS0	Back	10mm	Ant 1	38	5190	12.30	12.50	1.047	95.45	1.048	-0.04	0.256	0.281
	WLAN5GHz	802.11a 6Mbps	Back	10mm	Ant 1	48	5240	17.50	17.50	1.000	98.10	1.019	-0.05	0.811	0.826
	WLAN5GHz	802.11n-HT40 MCS0	Right Side	10mm	Ant 1	46	5230	17.40	17.50	1.023	95.45	1.048	0.09	0.966	1.036
	WLAN5GHz	802.11n-HT40 MCS0	Right Side	10mm	Ant 1	38	5190	12.30	12.50	1.047	95.45	1.048	-0.03	0.363	0.398
	WLAN5GHz	802.11a 6Mbps	Right Side	10mm	Ant 1	48	5240	17.50	17.50	1.000	98.10	1.019	-0.01	0.890	0.907
	WLAN5GHz	802.11n-HT40 MCS0	Top Side	10mm	Ant 1	46	5230	17.40	17.50	1.023	95.45	1.048	-0.07	0.061	0.065
	WLAN5GHz	802.11n-HT40 MCS0	Front	10mm	Ant 0+1	46	5230	16.30	17.50	1.318	95.96	1.042	-0.16	0.351	0.482
	WLAN5GHz	802.11n-HT40 MCS0	Back	10mm	Ant 0+1	46	5230	16.30	17.50	1.318	95.96	1.042	-0.07	0.682	0.937
	WLAN5GHz	802.11n-HT40 MCS0	Back	10mm	Ant 0+1	38	5190	10.70	12.50	1.514	95.96	1.042	-0.03	0.247	0.390
	WLAN5GHz	802.11a 6Mbps	Back	10mm	Ant 0+1	48	5240	16.20	17.50	1.349	98.10	1.019	-0.03	0.553	0.760
45	WLAN5GHz	802.11n-HT40 MCS0	Right Side	10mm	Ant 0+1	46	5230	16.30	17.50	1.318	95.96	1.042	0.01	0.856	1.176
	WLAN5GHz	802.11n-HT40 MCS0	Right Side	10mm	Ant 0+1	38	5190	10.70	12.50	1.514	95.96	1.042	-0.09	0.288	0.454
	WLAN5GHz	802.11a 6Mbps	Right Side	10mm	Ant 0+1	48	5240	16.20	17.50	1.349	98.10	1.019	-0.05	0.682	0.937
	WLAN5GHz	802.11n-HT40 MCS0	Top Side	10mm	Ant 0+1	46	5230	16.30	17.50	1.318	95.96	1.042	-0.04	0.340	0.467



WWAN OFF & WWAN ON															
Plot No.	Band	Mode	Test Position	Gap (mm)	Antenna	Ch.	Freq. (MHz)	Average Power (dBm)	Tune-Up Limit (dBm)	Tune-up Scaling Factor	Duty Cycle %	Duty Cycle Scaling Factor	Power Drift (dB)	Measured 1g SAR (W/kg)	Reported 1g SAR (W/kg)
	WLAN5GHz	802.11ac-VHT80 MCS0	Front	10mm	Ant 0	155	5775	17.30	17.50	1.047	92.12	1.086	-0.1	0.329	0.374
	WLAN5GHz	802.11ac-VHT80 MCS0	Back	10mm	Ant 0	155	5775	17.30	17.50	1.047	92.12	1.086	-0.06	0.221	0.251
	WLAN5GHz	802.11ac-VHT80 MCS0	Right Side	10mm	Ant 0	155	5775	17.30	17.50	1.047	92.12	1.086	-0.1	0.270	0.307
	WLAN5GHz	802.11ac-VHT80 MCS0	Top Side	10mm	Ant 0	155	5775	17.30	17.50	1.047	92.12	1.086	-0.17	0.144	0.164
	WLAN5GHz	802.11ac-VHT80 MCS0	Front	10mm	Ant 1	155	5775	17.20	17.50	1.072	91.38	1.094	0.01	0.208	0.244
	WLAN5GHz	802.11ac-VHT80 MCS0	Back	10mm	Ant 1	155	5775	17.20	17.50	1.072	91.38	1.094	-0.05	0.806	0.945
	WLAN5GHz	802.11n-HT40 MCS0	Back	10mm	Ant 1	151	5755	17.40	17.50	1.023	95.45	1.048	-0.01	0.887	0.951
	WLAN5GHz	802.11ac-VHT80 MCS0	Right Side	10mm	Ant 1	155	5775	17.20	17.50	1.072	91.38	1.094	0.07	0.874	1.025
	WLAN5GHz	802.11n-HT40 MCS0	Right Side	10mm	Ant 1	151	5755	17.40	17.50	1.023	95.45	1.048	0.03	0.955	1.024
	WLAN5GHz	802.11ac-VHT80 MCS0	Top Side	10mm	Ant 1	155	5775	17.20	17.50	1.072	91.38	1.094	0.06	0.057	0.066
	WLAN5GHz	802.11ac-VHT80 MCS0	Front	10mm	Ant 0+1	155	5775	17.10	17.50	1.096	90.80	1.101	-0.02	0.455	0.549
	WLAN5GHz	802.11ac-VHT80 MCS0	Back	10mm	Ant 0+1	155	5775	17.10	17.50	1.096	90.80	1.101	-0.01	0.855	1.032
	WLAN5GHz	802.11n-HT40 MCS0	Back	10mm	Ant 0+1	151	5755	16.80	17.50	1.175	95.96	1.042	-0.02	0.801	0.981
46	WLAN5GHz	802.11ac-VHT80 MCS0	Right Side	10mm	Ant 0+1	155	5775	17.10	17.50	1.096	90.80	1.101	0.02	0.973	1.175
	WLAN5GHz	802.11n-HT40 MCS0	Right Side	10mm	Ant 0+1	151	5755	16.80	17.50	1.175	95.96	1.042	-0.01	0.959	1.174
	WLAN5GHz	802.11ac-VHT80 MCS0	Top Side	10mm	Ant 0+1	155	5775	17.10	17.50	1.096	90.80	1.101	-0.19	0.184	0.222

<Bluetooth SAR>

WWAN OFF & WWAN ON															
Plot No.	Band	Mode	Test Position	Gap (mm)	Antenna	Ch.	Freq. (MHz)	Average Power (dBm)	Tune-Up Limit (dBm)	Tune-up Scaling Factor	Duty Cycle %	Duty Cycle Scaling Factor	Power Drift (dB)	Measured 1g SAR (W/kg)	Reported 1g SAR (W/kg)
	Bluetooth	1Mbps	Front	10mm	Ant 0	39	2441	17.71	18.00	1.069	77.22	1.079	-0.08	0.100	0.115
47	Bluetooth	1Mbps	Back	10mm	Ant 0	39	2441	17.71	18.00	1.069	77.22	1.079	-0.18	0.119	0.137
	Bluetooth	1Mbps	Back	10mm	Ant 0	0	2402	17.68	18.00	1.076	77.22	1.079	-0.17	0.096	0.112
	Bluetooth	1Mbps	Back	10mm	Ant 0	78	2480	17.10	18.00	1.230	77.22	1.079	-0.13	0.097	0.129
	Bluetooth	1Mbps	Left Side	10mm	Ant 0	39	2441	17.71	18.00	1.069	77.22	1.079	0.19	0.012	0.014
	Bluetooth	1Mbps	Right Side	10mm	Ant 0	39	2441	17.71	18.00	1.069	77.22	1.079	-0.01	0.058	0.067
	Bluetooth	1Mbps	Top Side	10mm	Ant 0	39	2441	17.71	18.00	1.069	77.22	1.079	0.17	0.059	0.068



16.3 Body Worn Accessory SAR

<GSM SAR>

WLAN OFF												
Plot No.	Band	Mode	Test Position	Gap (mm)	Ch.	Freq. (MHz)	Average Power (dBm)	Tune-Up Limit (dBm)	Tune-up Scaling Factor	Power Drift (dB)	Measured 1g SAR (W/kg)	Reported 1g SAR (W/kg)
	GSM850_Ant 0	GPRS (4 Tx slots)	Front	10mm	128	824.2	27.68	29.00	1.355	-0.04	0.229	0.310
	GSM850_Ant 0	GPRS (4 Tx slots)	Back	10mm	128	824.2	27.68	29.00	1.355	-0.02	0.333	0.451
	GSM850_Ant 0	GPRS (4 Tx slots)	Back	10mm	189	836.4	27.49	29.00	1.416	-0.09	0.385	0.545
48	GSM850_Ant 0	GPRS (4 Tx slots)	Back	10mm	251	848.8	27.49	29.00	1.416	-0.1	0.394	0.558
	GSM850_Ant 1	GPRS (4 Tx slots)	Front	10mm	128	824.2	27.68	29.00	1.355	-0.04	0.263	0.356
	GSM850_Ant 1	GPRS (4 Tx slots)	Back	10mm	128	824.2	27.68	29.00	1.355	-0.12	0.324	0.439
	GSM850_Ant 1	GPRS (4 Tx slots)	Back	10mm	189	836.4	27.49	29.00	1.416	-0.11	0.345	0.488
	GSM850_Ant 1	GPRS (4 Tx slots)	Back	10mm	251	848.8	27.49	29.00	1.416	-0.16	0.327	0.463
WLAN ON												
Plot No.	Band	Mode	Test Position	Gap (mm)	Ch.	Freq. (MHz)	Average Power (dBm)	Tune-Up Limit (dBm)	Tune-up Scaling Factor	Power Drift (dB)	Measured 1g SAR (W/kg)	Reported 1g SAR (W/kg)
	GSM850_Ant 0	GPRS (4 Tx slots)	Front	10mm	189	836.4	23.31	25.00	1.476	-0.07	0.094	0.139
	GSM850_Ant 0	GPRS (4 Tx slots)	Back	10mm	189	836.4	23.31	25.00	1.476	-0.03	0.149	0.220
	GSM850_Ant 0	GPRS (4 Tx slots)	Back	10mm	128	824.2	23.29	25.00	1.483	-0.03	0.144	0.213
	GSM850_Ant 0	GPRS (4 Tx slots)	Back	10mm	251	848.8	23.28	25.00	1.486	0.07	0.160	0.238

WLAN OFF												
Plot No.	Band	Mode	Test Position	Gap (mm)	Ch.	Freq. (MHz)	Average Power (dBm)	Tune-Up Limit (dBm)	Tune-up Scaling Factor	Power Drift (dB)	Measured 1g SAR (W/kg)	Reported 1g SAR (W/kg)
	GSM1900_Ant 0	GPRS (4 Tx slots)	Front	10mm	512	1850.2	25.02	26.50	1.406	-0.1	0.441	0.620
	GSM1900_Ant 0	GPRS (4 Tx slots)	Back	10mm	512	1850.2	25.02	26.50	1.406	-0.05	0.481	0.676
	GSM1900_Ant 0	GPRS (4 Tx slots)	Back	10mm	661	1880	24.90	26.50	1.445	-0.08	0.482	0.697
49	GSM1900_Ant 0	GPRS (4 Tx slots)	Back	10mm	810	1909.8	24.86	26.50	1.459	-0.09	0.518	0.756
	GSM1900_Ant 1	GPRS (4 Tx slots)	Front	10mm	512	1850.2	25.02	26.50	1.406	0.11	0.417	0.586
	GSM1900_Ant 1	GPRS (4 Tx slots)	Back	10mm	512	1850.2	25.02	26.50	1.406	-0.12	0.523	0.735
	GSM1900_Ant 1	GPRS (4 Tx slots)	Back	10mm	661	1880	24.90	26.50	1.445	-0.04	0.459	0.663
	GSM1900_Ant 1	GPRS (4 Tx slots)	Back	10mm	810	1909.8	24.86	26.50	1.459	-0.16	0.364	0.531
WLAN ON												
Plot No.	Band	Mode	Test Position	Gap (mm)	Ch.	Freq. (MHz)	Average Power (dBm)	Tune-Up Limit (dBm)	Tune-up Scaling Factor	Power Drift (dB)	Measured 1g SAR (W/kg)	Reported 1g SAR (W/kg)
	GSM1900_Ant 0	GPRS (4 Tx slots)	Front	10mm	512	1850.2	21.76	23.50	1.493	-0.1	0.209	0.312
	GSM1900_Ant 0	GPRS (4 Tx slots)	Back	10mm	512	1850.2	21.76	23.50	1.493	-0.02	0.244	0.364
	GSM1900_Ant 0	GPRS (4 Tx slots)	Back	10mm	661	1880	21.61	23.50	1.545	-0.09	0.236	0.365
	GSM1900_Ant 0	GPRS (4 Tx slots)	Back	10mm	810	1909.8	21.75	23.50	1.496	-0.11	0.247	0.370



<WCDMA SAR>

WLAN OFF												
Plot No.	Band	Mode	Test Position	Gap (mm)	Ch.	Freq. (MHz)	Average Power (dBm)	Tune-Up Limit (dBm)	Tune-up Scaling Factor	Power Drift (dB)	Measured 1g SAR (W/kg)	Reported 1g SAR (W/kg)
	WCDMA II_Ant 0	RMC 12.2Kbps	Front	10mm	9538	1907.6	24.71	25.10	1.094	0.03	1.010	1.105
	WCDMA II_Ant 0	RMC 12.2Kbps	Front	10mm	9262	1852.4	24.60	25.10	1.122	-0.14	0.090	0.101
	WCDMA II_Ant 0	RMC 12.2Kbps	Front	10mm	9400	1880	24.65	25.10	1.109	-0.04	0.089	0.099
50	WCDMA II_Ant 0	RMC 12.2Kbps	Back	10mm	9538	1907.6	24.71	25.10	1.094	-0.04	1.030	1.127
	WCDMA II_Ant 0	RMC 12.2Kbps	Back	10mm	9262	1852.4	24.60	25.10	1.122	-0.07	0.820	0.920
	WCDMA II_Ant 0	RMC 12.2Kbps	Back	10mm	9400	1880	24.65	25.10	1.109	0.08	0.872	0.967

WLAN ON												
Plot No.	Band	Mode	Test Position	Gap (mm)	Ch.	Freq. (MHz)	Average Power (dBm)	Tune-Up Limit (dBm)	Tune-up Scaling Factor	Power Drift (dB)	Measured 1g SAR (W/kg)	Reported 1g SAR (W/kg)
	WCDMA II_Ant 0	RMC 12.2Kbps	Front	10mm	9262	1852.4	19.34	19.70	1.086	-0.05	0.281	0.305
	WCDMA II_Ant 0	RMC 12.2Kbps	Front	10mm	9400	1880	19.30	19.70	1.096	-0.07	0.289	0.317
	WCDMA II_Ant 0	RMC 12.2Kbps	Front	10mm	9538	1907.6	19.33	19.70	1.089	-0.03	0.302	0.329
	WCDMA II_Ant 0	RMC 12.2Kbps	Back	10mm	9262	1852.4	19.34	19.70	1.086	-0.1	0.227	0.247

WLAN OFF												
Plot No.	Band	Mode	Test Position	Gap (mm)	Ch.	Freq. (MHz)	Average Power (dBm)	Tune-Up Limit (dBm)	Tune-up Scaling Factor	Power Drift (dB)	Measured 1g SAR (W/kg)	Reported 1g SAR (W/kg)
51	WCDMA IV_Ant 0	RMC 12.2Kbps	Front	10mm	1513	1752.6	23.39	24.00	1.151	-0.08	0.527	0.606
	WCDMA IV_Ant 0	RMC 12.2Kbps	Front	10mm	1312	1712.4	23.30	24.00	1.175	-0.09	0.471	0.553
	WCDMA IV_Ant 0	RMC 12.2Kbps	Front	10mm	1413	1732.6	23.36	24.00	1.159	-0.07	0.486	0.563
	WCDMA IV_Ant 0	RMC 12.2Kbps	Back	10mm	1513	1752.6	23.39	24.00	1.151	-0.17	0.440	0.506
	WCDMA IV_Ant 1	RMC 12.2Kbps	Front	10mm	1513	1752.6	23.39	24.00	1.151	0.19	0.418	0.481
	WCDMA IV_Ant 1	RMC 12.2Kbps	Back	10mm	1513	1752.6	23.39	24.00	1.151	0.04	0.513	0.590
	WCDMA IV_Ant 1	RMC 12.2Kbps	Back	10mm	1312	1712.4	23.30	24.00	1.175	-0.08	0.417	0.490
	WCDMA IV_Ant 1	RMC 12.2Kbps	Back	10mm	1413	1732.6	23.36	24.00	1.159	-0.11	0.490	0.568

WLAN ON												
Plot No.	Band	Mode	Test Position	Gap (mm)	Ch.	Freq. (MHz)	Average Power (dBm)	Tune-Up Limit (dBm)	Tune-up Scaling Factor	Power Drift (dB)	Measured 1g SAR (W/kg)	Reported 1g SAR (W/kg)
	WCDMA IV_Ant 0	RMC 12.2Kbps	Front	10mm	1513	1752.6	19.61	20.00	1.094	-0.1	0.210	0.230
	WCDMA IV_Ant 0	RMC 12.2Kbps	Front	10mm	1312	1712.4	19.55	20.00	1.109	-0.12	0.214	0.237
	WCDMA IV_Ant 0	RMC 12.2Kbps	Front	10mm	1413	1732.6	19.57	20.00	1.104	-0.1	0.213	0.235
	WCDMA IV_Ant 0	RMC 12.2Kbps	Back	10mm	1513	1752.6	19.61	20.00	1.094	-0.12	0.190	0.208



WLAN OFF												
Plot No.	Band	Mode	Test Position	Gap (mm)	Ch.	Freq. (MHz)	Average Power (dBm)	Tune-Up Limit (dBm)	Tune-up Scaling Factor	Power Drift (dB)	Measured 1g SAR (W/kg)	Reported 1g SAR (W/kg)
	WCDMA V_Ant 0	RMC 12.2Kbps	Front	10mm	4132	826.4	23.78	24.50	1.180	-0.17	0.262	0.309
	WCDMA V_Ant 0	RMC 12.2Kbps	Back	10mm	4132	826.4	23.78	24.50	1.180	-0.13	0.363	0.428
	WCDMA V_Ant 0	RMC 12.2Kbps	Back	10mm	4182	836.4	23.74	24.50	1.191	-0.13	0.391	0.466
52	WCDMA V_Ant 0	RMC 12.2Kbps	Back	10mm	4233	846.6	23.72	24.50	1.197	-0.14	0.392	0.469
	WCDMA V_Ant 1	RMC 12.2Kbps	Front	10mm	4132	826.4	23.78	24.50	1.180	-0.06	0.248	0.293
	WCDMA V_Ant 1	RMC 12.2Kbps	Back	10mm	4132	826.4	23.78	24.50	1.180	-0.13	0.313	0.369
	WCDMA V_Ant 1	RMC 12.2Kbps	Back	10mm	4182	836.4	23.74	24.50	1.191	-0.12	0.316	0.376
	WCDMA V_Ant 1	RMC 12.2Kbps	Back	10mm	4233	846.6	23.72	24.50	1.197	-0.19	0.361	0.432
WLAN ON												
Plot No.	Band	Mode	Test Position	Gap (mm)	Ch.	Freq. (MHz)	Average Power (dBm)	Tune-Up Limit (dBm)	Tune-up Scaling Factor	Power Drift (dB)	Measured 1g SAR (W/kg)	Reported 1g SAR (W/kg)
	WCDMA V_Ant 0	RMC 12.2Kbps	Front	10mm	4182	836.4	22.11	22.50	1.094	-0.06	0.183	0.200
	WCDMA V_Ant 0	RMC 12.2Kbps	Back	10mm	4182	836.4	22.11	22.50	1.094	-0.1	0.254	0.278
	WCDMA V_Ant 0	RMC 12.2Kbps	Back	10mm	4132	826.4	22.08	22.50	1.102	-0.1	0.240	0.264
	WCDMA V_Ant 0	RMC 12.2Kbps	Back	10mm	4233	846.6	22.10	22.50	1.096	-0.08	0.282	0.309

<CDMA SAR>

WLAN OFF												
Plot No.	Band	Mode	Test Position	Gap (mm)	Ch.	Freq. (MHz)	Average Power (dBm)	Tune-Up Limit (dBm)	Tune-up Scaling Factor	Power Drift (dB)	Measured 1g SAR (W/kg)	Reported 1g SAR (W/kg)
	CDMA BC0_Ant 0	1xRTT RC3 SO32	Front	10mm	384	836.52	24.71	25.50	1.199	-0.13	0.326	0.391
	CDMA BC0_Ant 0	1xRTT RC3 SO32	Back	10mm	384	836.52	24.71	25.50	1.199	-0.14	0.460	0.552
	CDMA BC0_Ant 0	1xRTT RC3 SO32	Back	10mm	1013	824.7	24.63	25.50	1.222	-0.04	0.405	0.495
	CDMA BC0_Ant 0	1xRTT RC3 SO32	Back	10mm	777	848.31	24.56	25.50	1.242	-0.14	0.488	0.606
	CDMA BC0_Ant 1	1xRTT RC3 SO32	Front	10mm	384	836.52	24.71	25.50	1.199	-0.02	0.298	0.357
	CDMA BC0_Ant 1	1xRTT RC3 SO32	Back	10mm	384	836.52	24.71	25.50	1.199	-0.15	0.425	0.510
	CDMA BC0_Ant 1	1xRTT RC3 SO32	Back	10mm	1013	824.7	24.63	25.50	1.222	-0.17	0.363	0.444
53	CDMA BC0_Ant 1	1xRTT RC3 SO32	Back	10mm	777	848.31	24.56	25.50	1.242	-0.18	0.506	0.628
WLAN ON												
Plot No.	Band	Mode	Test Position	Gap (mm)	Ch.	Freq. (MHz)	Average Power (dBm)	Tune-Up Limit (dBm)	Tune-up Scaling Factor	Power Drift (dB)	Measured 1g SAR (W/kg)	Reported 1g SAR (W/kg)
	CDMA BC0_Ant 0-	1xRTT RC3 SO32	Front	10mm	1013	824.7	20.82	21.50	1.169	-0.19	0.122	0.143
	CDMA BC0_Ant 0-	1xRTT RC3 SO32	Back	10mm	1013	824.7	20.82	21.50	1.169	-0.12	0.171	0.200
	CDMA BC0_Ant 0-	1xRTT RC3 SO32	Back	10mm	384	836.52	20.80	21.50	1.175	-0.09	0.193	0.227
	CDMA BC0_Ant 0-	1xRTT RC3 SO32	Back	10mm	777	848.31	20.65	21.50	1.216	-0.16	0.206	0.251



WLAN OFF												
Plot No.	Band	Mode	Test Position	Gap (mm)	Ch.	Freq. (MHz)	Average Power (dBm)	Tune-Up Limit (dBm)	Tune-up Scaling Factor	Power Drift (dB)	Measured 1g SAR (W/kg)	Reported 1g SAR (W/kg)
	CDMA BC1_Ant 0	1xRTT RC3 SO32	Front	10mm	25	1851.25	24.52	25.00	1.117	-0.06	0.960	1.072
	CDMA BC1_Ant 0	1xRTT RC3 SO32	Front	10mm	600	1880	24.42	25.00	1.143	-0.05	0.955	1.091
54	CDMA BC1_Ant 0	1xRTT RC3 SO32	Front	10mm	1175	1908.75	24.51	25.00	1.119	0.01	0.999	1.118
	CDMA BC1_Ant 0	1xRTT RC3 SO32	Back	10mm	25	1851.25	24.52	25.00	1.117	-0.09	0.873	0.975
	CDMA BC1_Ant 0	1xRTT RC3 SO32	Back	10mm	600	1880	24.42	25.00	1.143	-0.02	0.888	1.015
	CDMA BC1_Ant 0	1xRTT RC3 SO32	Back	10mm	1175	1908.75	24.51	25.00	1.119	-0.07	0.954	1.068
	CDMA BC1_Ant 1	1xRTT RC3 SO32	Front	10mm	25	1851.25	24.52	25.00	1.117	-0.01	0.747	0.834
	CDMA BC1_Ant 1	1xRTT RC3 SO32	Front	10mm	600	1880	24.42	25.00	1.143	0.01	0.638	0.729
	CDMA BC1_Ant 1	1xRTT RC3 SO32	Front	10mm	1175	1908.75	24.51	25.00	1.119	0.03	0.585	0.655
	CDMA BC1_Ant 1	1xRTT RC3 SO32	Back	10mm	25	1851.25	24.52	25.00	1.117	-0.07	0.821	0.917
	CDMA BC1_Ant 1	1xRTT RC3 SO32	Back	10mm	600	1880	24.42	25.00	1.143	-0.08	0.714	0.816
	CDMA BC1_Ant 1	1xRTT RC3 SO32	Back	10mm	1175	1908.75	24.51	25.00	1.119	-0.09	0.672	0.752
WLAN ON												
Plot No.	Band	Mode	Test Position	Gap (mm)	Ch.	Freq. (MHz)	Average Power (dBm)	Tune-Up Limit (dBm)	Tune-up Scaling Factor	Power Drift (dB)	Measured 1g SAR (W/kg)	Reported 1g SAR (W/kg)
	CDMA BC1_Ant 0	1xRTT RC3 SO32	Front	10mm	25	1851.25	18.45	19.00	1.135	0.08	0.235	0.267
	CDMA BC1_Ant 0	1xRTT RC3 SO32	Front	10mm	600	1880	18.23	19.00	1.194	0.03	0.233	0.278
	CDMA BC1_Ant 0	1xRTT RC3 SO32	Front	10mm	1175	1908.75	18.32	19.00	1.169	0.04	0.243	0.284
	CDMA BC1_Ant 0	1xRTT RC3 SO32	Back	10mm	25	1851.25	18.45	19.00	1.135	-0.14	0.218	0.247

WLAN OFF												
Plot No.	Band	Mode	Test Position	Gap (mm)	Ch.	Freq. (MHz)	Average Power (dBm)	Tune-Up Limit (dBm)	Tune-up Scaling Factor	Power Drift (dB)	Measured 1g SAR (W/kg)	Reported 1g SAR (W/kg)
	CDMA BC10_Ant 0	1xRTT RC3 SO32	Front	10mm	580	820.5	24.71	25.50	1.199	-0.16	0.274	0.329
55	CDMA BC10_Ant 0	1xRTT RC3 SO32	Back	10mm	580	820.5	24.71	25.50	1.199	-0.12	0.385	0.462
	CDMA BC10_Ant 0-	1xRTT RC3 SO32	Front	10mm	580	820.5	21.86	22.50	1.159	-0.19	0.172	0.199
	CDMA BC10_Ant 0-	1xRTT RC3 SO32	Back	10mm	580	820.5	21.86	22.50	1.159	-0.12	0.210	0.243
WLAN ON												
Plot No.	Band	Mode	Test Position	Gap (mm)	Ch.	Freq. (MHz)	Average Power (dBm)	Tune-Up Limit (dBm)	Tune-up Scaling Factor	Power Drift (dB)	Measured 1g SAR (W/kg)	Reported 1g SAR (W/kg)
	CDMA BC10_Ant 1	1xRTT RC3 SO32	Front	10mm	580	820.5	24.71	25.50	1.199	-0.04	0.230	0.276
	CDMA BC10_Ant 1	1xRTT RC3 SO32	Back	10mm	580	820.5	24.71	25.50	1.199	-0.16	0.345	0.414





<FDD LTE SAR>

WLAN OFF															
Plot No.	Band	BW (MHz)	Modulation	RB Size	RB offset	Test Position	Gap (mm)	Ch.	Freq. (MHz)	Average Power (dBm)	Tune-Up Limit (dBm)	Tune-up Scaling Factor	Power Drift (dB)	Measured 1g SAR (W/kg)	Reported 1g SAR (W/kg)
	LTE Band 7_Ant 2	20M	QPSK	1	99	Front	10mm	21100	2535	24.06	24.50	1.107	-0.07	0.799	0.884
	LTE Band 7_Ant 2	20M	QPSK	1	99	Front	10mm	20850	2510	24.06	24.50	1.107	-0.19	0.843	0.933
	LTE Band 7_Ant 2	20M	QPSK	1	99	Front	10mm	21350	2560	23.98	24.50	1.127	-0.01	0.726	0.818
	LTE Band 7_Ant 2	20M	QPSK	50	50	Front	10mm	21100	2535	23.05	23.50	1.109	-0.05	0.594	0.659
	LTE Band 7_Ant 2	20M	QPSK	100	0	Front	10mm	21100	2535	23.00	23.50	1.122	-0.18	0.666	0.747
	LTE Band 7_Ant 2	20M	QPSK	1	99	Back	10mm	21100	2535	24.06	24.50	1.107	-0.12	0.854	0.945
56	LTE Band 7_Ant 2	20M	QPSK	1	99	Back	10mm	20850	2510	24.06	24.50	1.107	-0.13	0.929	1.028
	LTE Band 7_Ant 2	20M	QPSK	1	99	Back	10mm	21350	2560	23.98	24.50	1.127	-0.08	0.752	0.848
	LTE Band 7_Ant 2	20M	QPSK	50	50	Back	10mm	21100	2535	23.05	23.50	1.109	0.09	0.668	0.741
	LTE Band 7_Ant 2	20M	QPSK	100	0	Back	10mm	21100	2535	23.00	23.50	1.122	-0.14	0.717	0.804

WLAN ON															
Plot No.	Band	BW (MHz)	Modulation	RB Size	RB offset	Test Position	Gap (mm)	Ch.	Freq. (MHz)	Average Power (dBm)	Tune-Up Limit (dBm)	Tune-up Scaling Factor	Power Drift (dB)	Measured 1g SAR (W/kg)	Reported 1g SAR (W/kg)
	LTE Band 7_Ant 2	20M	QPSK	1	0	Front	10mm	21100	2535	17.82	18.50	1.169	-0.09	0.206	0.241
	LTE Band 7_Ant 2	20M	QPSK	50	50	Front	10mm	21100	2535	17.79	18.50	1.178	0.02	0.206	0.243
	LTE Band 7_Ant 2	20M	QPSK	1	0	Back	10mm	21100	2535	17.82	18.50	1.169	0.18	0.209	0.244
	LTE Band 7_Ant 2	20M	QPSK	1	0	Back	10mm	20850	2510	17.74	18.50	1.191	0.08	0.211	0.251
	LTE Band 7_Ant 2	20M	QPSK	1	0	Back	10mm	21350	2560	17.79	18.50	1.178	0.04	0.192	0.226
	LTE Band 7_Ant 2	20M	QPSK	50	50	Back	10mm	21100	2535	17.79	18.50	1.178	-0.13	0.205	0.241
	LTE Band 7_Ant 2	20M	QPSK	1	0	Back	10mm	20850	2510	17.74	18.50	1.191	0.08	0.211	0.251

WLAN OFF / WLAN ON															
Plot No.	Band	BW (MHz)	Modulation	RB Size	RB offset	Test Position	Gap (mm)	Ch.	Freq. (MHz)	Average Power (dBm)	Tune-Up Limit (dBm)	Tune-up Scaling Factor	Power Drift (dB)	Measured 1g SAR (W/kg)	Reported 1g SAR (W/kg)
	LTE Band 12_Ant 0	10M	QPSK	1	49	Front	10mm	23095	707.5	25.19	25.70	1.125	-0.17	0.214	0.241
	LTE Band 12_Ant 0	10M	QPSK	25	12	Front	10mm	23095	707.5	24.24	24.70	1.112	-0.02	0.168	0.187
	LTE Band 12_Ant 0	10M	QPSK	1	49	Back	10mm	23095	707.5	25.19	25.70	1.125	-0.07	0.303	0.341
	LTE Band 12_Ant 0	10M	QPSK	25	12	Back	10mm	23095	707.5	24.24	24.70	1.112	-0.07	0.241	0.268

WLAN OFF															
Plot No.	Band	BW (MHz)	Modulation	RB Size	RB offset	Test Position	Gap (mm)	Ch.	Freq. (MHz)	Average Power (dBm)	Tune-Up Limit (dBm)	Tune-up Scaling Factor	Power Drift (dB)	Measured 1g SAR (W/kg)	Reported 1g SAR (W/kg)
	LTE Band 12_Ant 1	10M	QPSK	1	49	Front	10mm	23095	707.5	25.19	25.70	1.125	-0.14	0.276	0.310
	LTE Band 12_Ant 1	10M	QPSK	25	12	Front	10mm	23095	707.5	24.24	24.70	1.112	-0.12	0.227	0.252
57	LTE Band 12_Ant 1	10M	QPSK	1	49	Back	10mm	23095	707.5	25.19	25.70	1.125	-0.01	0.316	0.355
	LTE Band 12_Ant 1	10M	QPSK	25	12	Back	10mm	23095	707.5	24.24	24.70	1.112	-0.18	0.262	0.291



WLAN OFF															
Plot No.	Band	BW (MHz)	Modulation	RB Size	RB offset	Test Position	Gap (mm)	Ch.	Freq. (MHz)	Average Power (dBm)	Tune-Up Limit (dBm)	Tune-up Scaling Factor	Power Drift (dB)	Measured 1g SAR (W/kg)	Reported 1g SAR (W/kg)
	LTE Band 13_Ant 0	10M	QPSK	1	25	Front	10mm	23230	782	24.59	25.30	1.178	-0.1	0.315	0.371
	LTE Band 13_Ant 0	10M	QPSK	25	12	Front	10mm	23230	782	23.67	24.30	1.156	-0.03	0.253	0.292
58	LTE Band 13_Ant 0	10M	QPSK	1	25	Back	10mm	23230	782	24.59	25.30	1.178	-0.01	0.404	0.476
	LTE Band 13_Ant 0	10M	QPSK	25	12	Back	10mm	23230	782	23.67	24.30	1.156	0	0.327	0.378
	LTE Band 13_Ant 1	10M	QPSK	1	25	Front	10mm	23230	782	24.59	25.30	1.178	-0.11	0.192	0.226
	LTE Band 13_Ant 1	10M	QPSK	25	12	Front	10mm	23230	782	23.67	24.30	1.156	-0.14	0.154	0.178
	LTE Band 13_Ant 1	10M	QPSK	1	25	Back	10mm	23230	782	24.59	25.30	1.178	-0.19	0.229	0.270
	LTE Band 13_Ant 1	10M	QPSK	25	12	Back	10mm	23230	782	23.67	24.30	1.156	-0.13	0.186	0.215

WLAN ON															
Plot No.	Band	BW (MHz)	Modulation	RB Size	RB offset	Test Position	Gap (mm)	Ch.	Freq. (MHz)	Average Power (dBm)	Tune-Up Limit (dBm)	Tune-up Scaling Factor	Power Drift (dB)	Measured 1g SAR (W/kg)	Reported 1g SAR (W/kg)
	LTE Band 13_Ant 0	10M	QPSK	1	0	Front	10mm	23230	782	22.53	23.30	1.194	-0.14	0.195	0.233
	LTE Band 13_Ant 0	10M	QPSK	25	0	Front	10mm	23230	782	22.44	23.30	1.219	-0.06	0.199	0.243
	LTE Band 13_Ant 0	10M	QPSK	1	0	Back	10mm	23230	782	22.53	23.30	1.194	-0.07	0.246	0.294
	LTE Band 13_Ant 0	10M	QPSK	25	0	Back	10mm	23230	782	22.44	23.30	1.219	-0.06	0.240	0.293

WLAN OFF															
Plot No.	Band	BW (MHz)	Modulation	RB Size	RB offset	Test Position	Gap (mm)	Ch.	Freq. (MHz)	Average Power (dBm)	Tune-Up Limit (dBm)	Tune-up Scaling Factor	Power Drift (dB)	Measured 1g SAR (W/kg)	Reported 1g SAR (W/kg)
	LTE Band 14_Ant 0	10M	QPSK	1	0	Front	10mm	23330	793	24.67	25.50	1.211	-0.05	0.336	0.407
	LTE Band 14_Ant 0	10M	QPSK	25	0	Front	10mm	23330	793	23.64	24.50	1.219	-0.01	0.270	0.329
59	LTE Band 14_Ant 0	10M	QPSK	1	0	Back	10mm	23330	793	24.67	25.50	1.211	-0.06	0.423	0.512
	LTE Band 14_Ant 0	10M	QPSK	25	0	Back	10mm	23330	793	23.64	24.50	1.219	-0.01	0.342	0.417
	LTE Band 14_Ant 1	10M	QPSK	1	0	Front	10mm	23330	793	24.67	25.50	1.211	-0.07	0.212	0.257
	LTE Band 14_Ant 1	10M	QPSK	25	0	Front	10mm	23330	793	23.64	24.50	1.219	-0.08	0.168	0.205
	LTE Band 14_Ant 1	10M	QPSK	1	0	Back	10mm	23330	793	24.67	25.50	1.211	-0.13	0.270	0.327
	LTE Band 14_Ant 1	10M	QPSK	25	0	Back	10mm	23330	793	23.64	24.50	1.219	-0.17	0.219	0.267

WLAN ON															
Plot No.	Band	BW (MHz)	Modulation	RB Size	RB offset	Test Position	Gap (mm)	Ch.	Freq. (MHz)	Average Power (dBm)	Tune-Up Limit (dBm)	Tune-up Scaling Factor	Power Drift (dB)	Measured 1g SAR (W/kg)	Reported 1g SAR (W/kg)
	LTE Band 14_Ant 0	10M	QPSK	1	0	Front	10mm	23330	793	22.71	23.50	1.199	-0.07	0.220	0.264
	LTE Band 14_Ant 0	10M	QPSK	25	0	Front	10mm	23330	793	22.69	23.50	1.205	-0.12	0.227	0.274
	LTE Band 14_Ant 0	10M	QPSK	1	0	Back	10mm	23330	793	22.71	23.50	1.199	-0.09	0.270	0.324
	LTE Band 14_Ant 0	10M	QPSK	25	0	Back	10mm	23330	793	22.69	23.50	1.205	-0.04	0.268	0.323



WLAN OFF															
Plot No.	Band	BW (MHz)	Modulation	RB Size	RB offset	Test Position	Gap (mm)	Ch.	Freq. (MHz)	Average Power (dBm)	Tune-Up Limit (dBm)	Tune-up Scaling Factor	Power Drift (dB)	Measured 1g SAR (W/kg)	Reported 1g SAR (W/kg)
	LTE Band 25_Ant 0	20M	QPSK	1	0	Front	10mm	26140	1860	24.93	25.10	1.040	0.02	0.939	0.976
	LTE Band 25_Ant 0	20M	QPSK	1	0	Front	10mm	26340	1880	24.78	25.10	1.076	-0.07	0.988	1.064
60	LTE Band 25_Ant 0	20M	QPSK	1	0	Front	10mm	26590	1905	24.88	25.10	1.052	0.02	1.040	1.094
	LTE Band 25_Ant 0	20M	QPSK	50	24	Front	10mm	26590	1905	24.00	24.10	1.023	-0.11	0.836	0.855
	LTE Band 25_Ant 0	20M	QPSK	50	24	Front	10mm	26140	1860	23.97	24.10	1.030	-0.12	0.811	0.836
	LTE Band 25_Ant 0	20M	QPSK	50	24	Front	10mm	26340	1880	23.82	24.10	1.067	-0.08	0.810	0.864
	LTE Band 25_Ant 0	20M	QPSK	100	0	Front	10mm	26590	1905	23.95	24.10	1.035	-0.11	0.831	0.860
	LTE Band 25_Ant 0	20M	QPSK	1	0	Back	10mm	26140	1860	24.93	25.10	1.040	-0.12	0.739	0.769
	LTE Band 25_Ant 0	20M	QPSK	50	24	Back	10mm	26590	1905	24.00	24.10	1.023	-0.06	0.703	0.719
	LTE Band 25_Ant 1	20M	QPSK	1	0	Front	10mm	26140	1860	24.93	25.10	1.040	-0.01	0.220	0.229
	LTE Band 25_Ant 1	20M	QPSK	50	24	Front	10mm	26590	1905	24.00	24.10	1.023	0.17	0.218	0.223
	LTE Band 25_Ant 1	20M	QPSK	1	0	Back	10mm	26140	1860	24.93	25.10	1.040	0.03	0.292	0.304
	LTE Band 25_Ant 1	20M	QPSK	1	0	Back	10mm	26340	1880	24.78	25.10	1.076	-0.14	0.271	0.292
	LTE Band 25_Ant 1	20M	QPSK	1	0	Back	10mm	26590	1905	24.88	25.10	1.052	-0.04	0.392	0.412
	LTE Band 25_Ant 1	20M	QPSK	50	24	Back	10mm	26590	1905	24.00	24.10	1.023	0	0.291	0.298
WLAN ON															
Plot No.	Band	BW (MHz)	Modulation	RB Size	RB offset	Test Position	Gap (mm)	Ch.	Freq. (MHz)	Average Power (dBm)	Tune-Up Limit (dBm)	Tune-up Scaling Factor	Power Drift (dB)	Measured 1g SAR (W/kg)	Reported 1g SAR (W/kg)
	LTE Band 25_Ant 0	20M	QPSK	1	0	Front	10mm	26140	1860	18.89	19.70	1.205	-0.06	0.255	0.307
	LTE Band 25_Ant 0	20M	QPSK	50	24	Front	10mm	26590	1905	18.96	19.70	1.186	-0.05	0.279	0.331
	LTE Band 25_Ant 0	20M	QPSK	50	24	Front	10mm	26140	1860	18.95	19.70	1.189	-0.05	0.269	0.320
	LTE Band 25_Ant 0	20M	QPSK	50	24	Front	10mm	26340	1880	18.79	19.70	1.233	-0.04	0.277	0.342
	LTE Band 25_Ant 0	20M	QPSK	1	0	Back	10mm	26140	1860	18.89	19.70	1.205	-0.04	0.210	0.253
	LTE Band 25_Ant 0	20M	QPSK	50	24	Back	10mm	26590	1905	18.96	19.70	1.186	0.05	0.242	0.287



WLAN OFF															
Plot No.	Band	BW (MHz)	Modulation	RB Size	RB offset	Test Position	Gap (mm)	Ch.	Freq. (MHz)	Average Power (dBm)	Tune-Up Limit (dBm)	Tune-up Scaling Factor	Power Drift (dB)	Measured 1g SAR (W/kg)	Reported 1g SAR (W/kg)
	LTE Band 26_Ant 0	15M	QPSK	1	37	Front	10mm	26865	831.5	25.04	25.70	1.164	-0.06	0.334	0.389
	LTE Band 26_Ant 0	15M	QPSK	36	20	Front	10mm	26865	831.5	24.12	24.70	1.143	-0.06	0.279	0.319
61	LTE Band 26_Ant 0	15M	QPSK	1	37	Back	10mm	26865	831.5	25.04	25.70	1.164	-0.09	0.491	0.572
	LTE Band 26_Ant 0	15M	QPSK	36	20	Back	10mm	26865	831.5	24.12	24.70	1.143	-0.01	0.400	0.457
	LTE Band 26_Ant 1	15M	QPSK	1	37	Front	10mm	26865	831.5	25.04	25.70	1.164	0.01	0.337	0.392
	LTE Band 26_Ant 1	15M	QPSK	36	20	Front	10mm	26865	831.5	24.12	24.70	1.143	-0.02	0.274	0.313
	LTE Band 26_Ant 1	15M	QPSK	1	37	Back	10mm	26865	831.5	25.04	25.70	1.164	-0.02	0.455	0.530
	LTE Band 26_Ant 1	15M	QPSK	36	20	Back	10mm	26865	831.5	24.12	24.70	1.143	-0.18	0.370	0.423
	LTE Band 26_Ant 1	15M	QPSK	1	37	Front	10mm	26915	836.5	25.04	25.70	1.164	0.01	0.340	0.396
	LTE Band 26_Ant 1	15M	QPSK	36	20	Front	10mm	26915	836.5	24.12	24.70	1.143	-0.02	0.276	0.315
	LTE Band 26_Ant 1	15M	QPSK	1	37	Back	10mm	26915	836.5	25.04	25.70	1.164	-0.12	0.458	0.533
	LTE Band 26_Ant 1	15M	QPSK	36	20	Back	10mm	26915	836.5	24.12	24.70	1.143	-0.18	0.373	0.426
WLAN ON															
Plot No.	Band	BW (MHz)	Modulation	RB Size	RB offset	Test Position	Gap (mm)	Ch.	Freq. (MHz)	Average Power (dBm)	Tune-Up Limit (dBm)	Tune-up Scaling Factor	Power Drift (dB)	Measured 1g SAR (W/kg)	Reported 1g SAR (W/kg)
	LTE Band 26_Ant 0	15M	QPSK	1	0	Front	10mm	26965	841.5	21.99	22.70	1.178	-0.05	0.171	0.201
	LTE Band 26_Ant 0	15M	QPSK	36	39	Front	10mm	26765	821.5	22.03	22.70	1.167	-0.1	0.163	0.190
	LTE Band 26_Ant 0	15M	QPSK	1	0	Back	10mm	26965	841.5	21.99	22.70	1.178	-0.06	0.245	0.289
	LTE Band 26_Ant 0	15M	QPSK	36	39	Back	10mm	26765	821.5	22.03	22.70	1.167	-0.08	0.189	0.221

WLAN OFF															
Plot No.	Band	BW (MHz)	Modulation	RB Size	RB offset	Test Position	Gap (mm)	Ch.	Freq. (MHz)	Average Power (dBm)	Tune-Up Limit (dBm)	Tune-up Scaling Factor	Power Drift (dB)	Measured 1g SAR (W/kg)	Reported 1g SAR (W/kg)
	LTE Band 30_Ant 2	10M	QPSK	1	25	Front	10mm	27710	2310	24.53	25.10	1.140	-0.05	1.020	1.163
	LTE Band 30_Ant 2	10M	QPSK	25	12	Front	10mm	27710	2310	23.58	24.10	1.127	0.11	0.923	1.040
	LTE Band 30_Ant 2	10M	QPSK	50	0	Front	10mm	27710	2310	23.56	24.10	1.132	-0.04	0.677	0.767
62	LTE Band 30_Ant 2	10M	QPSK	1	25	Back	10mm	27710	2310	24.53	25.10	1.140	-0.03	1.030	1.174
	LTE Band 30_Ant 2	10M	QPSK	25	12	Back	10mm	27710	2310	23.58	24.10	1.127	0.04	0.975	1.099
	LTE Band 30_Ant 2	10M	QPSK	50	0	Back	10mm	27710	2310	23.56	24.10	1.132	0.1	0.827	0.936
	LTE Band 30_Ant 3	10M	QPSK	1	25	Front	10mm	27710	2310	24.53	25.10	1.140	-0.13	0.173	0.197
	LTE Band 30_Ant 3	10M	QPSK	25	12	Front	10mm	27710	2310	23.58	24.10	1.127	-0.04	0.145	0.163
	LTE Band 30_Ant 3	10M	QPSK	1	25	Back	10mm	27710	2310	24.53	25.10	1.140	-0.15	0.359	0.409
	LTE Band 30_Ant 3	10M	QPSK	25	12	Back	10mm	27710	2310	23.58	24.10	1.127	-0.13	0.300	0.338
WLAN ON															
Plot No.	Band	BW (MHz)	Modulation	RB Size	RB offset	Test Position	Gap (mm)	Ch.	Freq. (MHz)	Average Power (dBm)	Tune-Up Limit (dBm)	Tune-up Scaling Factor	Power Drift (dB)	Measured 1g SAR (W/kg)	Reported 1g SAR (W/kg)
	LTE Band 30_Ant 2	10M	QPSK	1	0	Front	10mm	27710	2310	18.62	19.70	1.282	0	0.224	0.287
	LTE Band 30_Ant 2	10M	QPSK	25	0	Front	10mm	27710	2310	18.57	19.70	1.297	0	0.226	0.293
	LTE Band 30_Ant 2	10M	QPSK	1	0	Back	10mm	27710	2310	18.62	19.70	1.282	0.02	0.265	0.340
	LTE Band 30_Ant 2	10M	QPSK	25	0	Back	10mm	27710	2310	18.57	19.70	1.297	0.02	0.271	0.352



WLAN OFF															
Plot No.	Band	BW (MHz)	Modulation	RB Size	RB offset	Test Position	Gap (mm)	Ch.	Freq. (MHz)	Average Power (dBm)	Tune-Up Limit (dBm)	Tune-up Scaling Factor	Power Drift (dB)	Measured 1g SAR (W/kg)	Reported 1g SAR (W/kg)
63	LTE Band 66_Ant 0	20M	QPSK	1	0	Front	10mm	132572	1770	23.91	24.50	1.146	-0.13	0.685	0.785
	LTE Band 66_Ant 0	20M	QPSK	1	0	Front	10mm	132072	1720	23.65	24.50	1.216	-0.07	0.598	0.727
	LTE Band 66_Ant 0	20M	QPSK	1	0	Front	10mm	132322	1745	23.78	24.50	1.180	-0.06	0.618	0.729
	LTE Band 66_Ant 0	20M	QPSK	50	24	Front	10mm	132572	1770	22.82	23.50	1.169	-0.08	0.547	0.640
	LTE Band 66_Ant 0	20M	QPSK	1	0	Back	10mm	132572	1770	23.91	24.50	1.146	-0.11	0.600	0.687
	LTE Band 66_Ant 0	20M	QPSK	50	24	Back	10mm	132572	1770	22.82	23.50	1.169	-0.1	0.470	0.550
	LTE Band 66_Ant 1	20M	QPSK	1	0	Front	10mm	132572	1770	23.91	24.50	1.146	0	0.431	0.494
	LTE Band 66_Ant 1	20M	QPSK	50	24	Front	10mm	132572	1770	22.82	23.50	1.169	0	0.351	0.410
	LTE Band 66_Ant 1	20M	QPSK	1	0	Back	10mm	132572	1770	23.91	24.50	1.146	-0.11	0.584	0.669
	LTE Band 66_Ant 1	20M	QPSK	1	0	Back	10mm	132072	1720	23.65	24.50	1.216	-0.11	0.464	0.564
	LTE Band 66_Ant 1	20M	QPSK	1	0	Back	10mm	132322	1745	23.78	24.50	1.180	-0.13	0.539	0.636
	LTE Band 66_Ant 1	20M	QPSK	50	24	Back	10mm	132572	1770	22.82	23.50	1.169	-0.15	0.461	0.539

WLAN ON															
Plot No.	Band	BW (MHz)	Modulation	RB Size	RB offset	Test Position	Gap (mm)	Ch.	Freq. (MHz)	Average Power (dBm)	Tune-Up Limit (dBm)	Tune-up Scaling Factor	Power Drift (dB)	Measured 1g SAR (W/kg)	Reported 1g SAR (W/kg)
	LTE Band 66_Ant 0	20M	QPSK	1	0	Front	10mm	132572	1770	19.86	20.50	1.159	-0.08	0.253	0.293
	LTE Band 66_Ant 0	20M	QPSK	50	0	Front	10mm	132572	1770	19.77	20.50	1.183	-0.1	0.253	0.299
	LTE Band 66_Ant 0	20M	QPSK	50	0	Front	10mm	132072	1720	19.61	20.50	1.227	-0.07	0.230	0.282
	LTE Band 66_Ant 0	20M	QPSK	50	0	Front	10mm	132322	1745	19.65	20.50	1.216	-0.07	0.236	0.287
	LTE Band 66_Ant 0	20M	QPSK	1	0	Back	10mm	132572	1770	19.86	20.50	1.159	-0.1	0.207	0.240
	LTE Band 66_Ant 0	20M	QPSK	50	0	Back	10mm	132572	1770	19.77	20.50	1.183	-0.14	0.204	0.241

WLAN OFF / WLAN ON															
Plot No.	Band	BW (MHz)	Modulation	RB Size	RB offset	Test Position	Gap (mm)	Ch.	Freq. (MHz)	Average Power (dBm)	Tune-Up Limit (dBm)	Tune-up Scaling Factor	Power Drift (dB)	Measured 1g SAR (W/kg)	Reported 1g SAR (W/kg)
	LTE Band 71_Ant 0	20M	QPSK	1	99	Front	10mm	133322	683	24.08	24.60	1.127	0.01	0.139	0.157
	LTE Band 71_Ant 0	20M	QPSK	50	50	Front	10mm	133322	683	22.99	23.60	1.151	-0.06	0.114	0.131
	LTE Band 71_Ant 0	20M	QPSK	1	99	Back	10mm	133322	683	24.08	24.60	1.127	-0.11	0.192	0.216
	LTE Band 71_Ant 0	20M	QPSK	50	50	Back	10mm	133322	683	22.99	23.60	1.151	-0.16	0.157	0.181

WLAN OFF															
Plot No.	Band	BW (MHz)	Modulation	RB Size	RB offset	Test Position	Gap (mm)	Ch.	Freq. (MHz)	Average Power (dBm)	Tune-Up Limit (dBm)	Tune-up Scaling Factor	Power Drift (dB)	Measured 1g SAR (W/kg)	Reported 1g SAR (W/kg)
	LTE Band 71_Ant 1	20M	QPSK	1	99	Front	10mm	133322	683	24.08	24.60	1.127	-0.09	0.189	0.213
	LTE Band 71_Ant 1	20M	QPSK	50	50	Front	10mm	133322	683	22.99	23.60	1.151	-0.01	0.144	0.166
64	LTE Band 71_Ant 1	20M	QPSK	1	99	Back	10mm	133322	683	24.08	24.60	1.127	-0.17	0.255	0.287
	LTE Band 71_Ant 1	20M	QPSK	50	50	Back	10mm	133322	683	22.99	23.60	1.151	-0.02	0.193	0.222

**<TDD LTE SAR>**

WLAN OFF																	
Plot No.	Band	BW (MHz)	Modulation	RB Size	RB offset	Test Position	Gap (mm)	Ch.	Freq. (MHz)	Average Power (dBm)	Tune-Up Limit (dBm)	Tune-up Scaling Factor	Duty Cycle %	Duty Cycle Scaling Factor	Power Drift (dB)	Measured 1g SAR (W/kg)	Reported 1g SAR (W/kg)
	LTE Band 38_Ant 2	20M	QPSK	1	0	Front	10mm	38000	2595	25.43	25.70	1.064	62.90	1.006	-0.03	0.479	0.513
	LTE Band 38_Ant 2	20M	QPSK	50	0	Front	10mm	38000	2595	24.49	24.70	1.050	62.90	1.006	0.08	0.382	0.403
65	LTE Band 38_Ant 2	20M	QPSK	1	0	Back	10mm	38000	2595	25.43	25.70	1.064	62.90	1.006	0.09	0.523	0.560
	LTE Band 38_Ant 2	20M	QPSK	50	0	Back	10mm	38000	2595	24.49	24.70	1.050	62.90	1.006	0.04	0.422	0.446
WLAN ON																	
Plot No.	Band	BW (MHz)	Modulation	RB Size	RB offset	Test Position	Gap (mm)	Ch.	Freq. (MHz)	Average Power (dBm)	Tune-Up Limit (dBm)	Tune-up Scaling Factor	Duty Cycle %	Duty Cycle Scaling Factor	Power Drift (dB)	Measured 1g SAR (W/kg)	Reported 1g SAR (W/kg)
	LTE Band 38_Ant 2	20M	QPSK	1	99	Front	10mm	38000	2595	21.20	21.70	1.122	62.90	1.006	0.04	0.196	0.221
	LTE Band 38_Ant 2	20M	QPSK	50	50	Front	10mm	38000	2595	21.24	21.70	1.112	62.90	1.006	0.01	0.200	0.224
	LTE Band 38_Ant 2	20M	QPSK	1	99	Back	10mm	38000	2595	21.20	21.70	1.122	62.90	1.006	0.08	0.200	0.226
	LTE Band 38_Ant 2	20M	QPSK	50	50	Back	10mm	38000	2595	21.24	21.70	1.112	62.90	1.006	0.02	0.203	0.227

WLAN OFF																	
Plot No.	Band	BW (MHz)	Modulation	RB Size	RB offset	Test Position	Gap (mm)	Ch.	Freq. (MHz)	Average Power (dBm)	Tune-Up Limit (dBm)	Tune-up Scaling Factor	Duty Cycle %	Duty Cycle Scaling Factor	Power Drift (dB)	Measured 1g SAR (W/kg)	Reported 1g SAR (W/kg)
	LTE Band 41_Ant 2	20M	QPSK	1	0	Front	10mm	41490	2680	24.11	25.00	1.227	62.90	1.006	0.06	0.457	0.564
	LTE Band 41_Ant 2	20M	QPSK	50	0	Front	10mm	41490	2680	23.17	24.00	1.211	62.90	1.006	-0.01	0.361	0.440
	LTE Band 41_Ant 2	20M	QPSK	1	0	Back	10mm	41490	2680	24.11	25.00	1.227	62.90	1.006	0.19	0.480	0.593
66	LTE Band 41_Ant 2	20M	QPSK	1	0	Back	10mm	39750	2506	23.91	25.00	1.285	62.90	1.006	0.03	0.562	0.727
	LTE Band 41_Ant 2_HPUE	20M	QPSK	1	0	Back	10mm	39750	2506	25.45	26.50	1.274	42.90	1.009	0.06	0.509	0.654
	LTE Band 41_Ant 2	20M	QPSK	1	0	Back	10mm	40185	2549.5	23.99	25.00	1.262	62.90	1.006	0.01	0.492	0.625
	LTE Band 41_Ant 2	20M	QPSK	1	0	Back	10mm	40620	2593	24.06	25.00	1.242	62.90	1.006	0.03	0.457	0.571
	LTE Band 41_Ant 2	20M	QPSK	1	0	Back	10mm	41055	2636.5	24.09	25.00	1.233	62.90	1.006	0.09	0.457	0.567
	LTE Band 41_Ant 2	20M	QPSK	50	0	Back	10mm	41490	2680	23.17	24.00	1.211	62.90	1.006	0.13	0.378	0.460
WLAN ON																	
Plot No.	Band	BW (MHz)	Modulation	RB Size	RB offset	Test Position	Gap (mm)	Ch.	Freq. (MHz)	Average Power (dBm)	Tune-Up Limit (dBm)	Tune-up Scaling Factor	Duty Cycle %	Duty Cycle Scaling Factor	Power Drift (dB)	Measured 1g SAR (W/kg)	Reported 1g SAR (W/kg)
	LTE Band 41_Ant 2	20M	QPSK	1	0	Front	10mm	41055	2636.5	18.79	20.00	1.321	62.90	1.006	0.13	0.139	0.185
	LTE Band 41_Ant 2	20M	QPSK	50	0	Front	10mm	41055	2636.5	18.79	20.00	1.321	62.90	1.006	0.06	0.140	0.186
	LTE Band 41_Ant 2	20M	QPSK	1	0	Back	10mm	41055	2636.5	18.79	20.00	1.321	62.90	1.006	0.19	0.142	0.189
	LTE Band 41_Ant 2	20M	QPSK	1	0	Back	10mm	39750	2506	18.63	20.00	1.371	62.90	1.006	0.1	0.162	0.223
	LTE Band 41_Ant 2_HPUE	20M	QPSK	1	0	Back	10mm	39750	2506	18.54	20.00	1.400	42.90	1.009	0.06	0.107	0.151
	LTE Band 41_Ant 2	20M	QPSK	1	0	Back	10mm	40185	2549.5	18.70	20.00	1.349	62.90	1.006	0.11	0.144	0.195
	LTE Band 41_Ant 2	20M	QPSK	1	0	Back	10mm	40620	2593	18.73	20.00	1.340	62.90	1.006	0.12	0.133	0.179
	LTE Band 41_Ant 2	20M	QPSK	1	0	Back	10mm	41490	2680	18.75	20.00	1.334	62.90	1.006	0.12	0.138	0.185
	LTE Band 41_Ant 2	20M	QPSK	50	0	Back	10mm	41055	2636.5	18.79	20.00	1.321	62.90	1.006	0.12	0.141	0.187



<WLAN SAR>

WWAN OFF & WWAN ON															
Plot No.	Band	Mode	Test Position	Gap (mm)	Antenna	Ch.	Freq. (MHz)	Average Power (dBm)	Tune-Up Limit (dBm)	Tune-up Scaling Factor	Duty Cycle %	Duty Cycle Scaling Factor	Power Drift (dB)	Measured 1g SAR (W/kg)	Reported 1g SAR (W/kg)
	WLAN2.4GHz	802.11b 1Mbps	Front	10mm	Ant 0	1	2412	17.90	18.00	1.023	99.05	1.010	0.1	0.149	0.154
	WLAN2.4GHz	802.11b 1Mbps	Back	10mm	Ant 0	1	2412	17.90	18.00	1.023	99.05	1.010	-0.12	0.182	0.188
	WLAN2.4GHz	802.11b 1Mbps	Front	10mm	Ant 1	1	2412	17.90	18.00	1.023	98.89	1.011	0	0.106	0.110
	WLAN2.4GHz	802.11b 1Mbps	Back	10mm	Ant 1	1	2412	17.90	18.00	1.023	98.89	1.011	-0.11	0.318	0.329
	WLAN2.4GHz	802.11b 1Mbps	Front	10mm	Ant 0+1	1	2412	17.70	18.00	1.072	99.12	1.009	0.11	0.226	0.244
	WLAN2.4GHz	802.11b 1Mbps	Back	10mm	Ant 0+1	1	2412	17.70	18.00	1.072	99.12	1.009	0.06	0.335	0.362
67	WLAN2.4GHz	802.11b 1Mbps	Back	10mm	Ant 0+1	6	2437	17.70	18.00	1.072	99.12	1.009	0.15	0.920	0.995
	WLAN2.4GHz	802.11b 1Mbps	Back	10mm	Ant 0+1	11	2462	15.60	16.00	1.096	99.12	1.009	-0.07	0.407	0.450
	WLAN2.4GHz	802.11b 1Mbps	Back	10mm	Ant 0+1	12	2467	14.50	15.00	1.122	99.12	1.009	-0.09	0.252	0.285
	WLAN2.4GHz	802.11b 1Mbps	Back	10mm	Ant 0+1	13	2472	7.30	8.00	1.175	99.12	1.009	-0.12	0.090	0.107
	WLAN5GHz	802.11n-HT40 MCS0	Front	10mm	Ant 0	54	5270	17.20	17.50	1.072	96.45	1.037	-0.12	0.303	0.337
	WLAN5GHz	802.11n-HT40 MCS0	Back	10mm	Ant 0	54	5270	17.20	17.50	1.072	96.45	1.037	-0.12	0.203	0.226
	WLAN5GHz	802.11n-HT40 MCS0	Front	10mm	Ant 1	54	5270	17.40	17.50	1.023	95.45	1.048	-0.08	0.231	0.248
68	WLAN5GHz	802.11n-HT40 MCS0	Back	10mm	Ant 1	54	5270	17.40	17.50	1.023	95.45	1.048	-0.16	0.817	0.876
	WLAN5GHz	802.11n-HT40 MCS0	Back	10mm	Ant 1	62	5310	13.30	13.50	1.047	95.45	1.048	0.01	0.270	0.296
	WLAN5GHz	802.11a 6Mbps	Back	10mm	Ant 1	60	5300	17.40	17.50	1.023	98.10	1.019	-0.17	0.626	0.653
	WLAN5GHz	802.11n-HT40 MCS0	Front	10mm	Ant 0+1	54	5270	16.40	17.50	1.288	95.96	1.042	-0.18	0.345	0.463
	WLAN5GHz	802.11n-HT40 MCS0	Back	10mm	Ant 0+1	54	5270	16.40	17.50	1.288	95.96	1.042	-0.11	0.644	0.864
	WLAN5GHz	802.11n-HT40 MCS0	Back	10mm	Ant 0+1	62	5310	13.20	13.50	1.072	95.96	1.042	-0.04	0.273	0.305
	WLAN5GHz	802.11a 6Mbps	Back	10mm	Ant 0+1	60	5300	16.70	17.50	1.202	98.10	1.019	-0.07	0.521	0.638
	WLAN5GHz	802.11ac-VHT80 MCS0	Front	10mm	Ant 0	122	5610	17.40	17.50	1.023	92.12	1.086	-0.13	0.349	0.388
	WLAN5GHz	802.11ac-VHT80 MCS0	Back	10mm	Ant 0	122	5610	17.40	17.50	1.023	92.12	1.086	-0.05	0.179	0.199
	WLAN5GHz	802.11ac-VHT80 MCS0	Front	10mm	Ant 1	122	5610	17.40	17.50	1.023	91.38	1.094	-0.12	0.189	0.212
	WLAN5GHz	802.11ac-VHT80 MCS0	Back	10mm	Ant 1	122	5610	17.40	17.50	1.023	91.38	1.094	-0.13	0.748	0.837
	WLAN5GHz	802.11ac-VHT80 MCS0	Back	10mm	Ant 1	106	5530	11.70	12.00	1.072	91.38	1.094	-0.11	0.120	0.141
	WLAN5GHz	802.11ac-VHT80 MCS0	Back	10mm	Ant 1	138	5690	17.40	17.50	1.023	91.38	1.094	-0.07	0.836	0.936
	WLAN5GHz	802.11ac-VHT80 MCS0	Front	10mm	Ant 0+1	122	5610	16.80	17.50	1.175	90.80	1.101	-0.04	0.373	0.482
	WLAN5GHz	802.11ac-VHT80 MCS0	Back	10mm	Ant 0+1	122	5610	16.80	17.50	1.175	90.80	1.101	-0.05	0.793	1.026
	WLAN5GHz	802.11ac-VHT80 MCS0	Back	10mm	Ant 0+1	106	5530	11.70	12.00	1.072	90.80	1.101	-0.04	0.172	0.203
69	WLAN5GHz	802.11ac-VHT80 MCS0	Back	10mm	Ant 0+1	138	5690	17.00	17.50	1.122	90.80	1.101	-0.02	0.874	1.080
	WLAN5GHz	802.11ac-VHT80 MCS0	Front	10mm	Ant 0	155	5775	17.30	17.50	1.047	92.12	1.086	-0.1	0.329	0.374
	WLAN5GHz	802.11ac-VHT80 MCS0	Back	10mm	Ant 0	155	5775	17.30	17.50	1.047	92.12	1.086	-0.06	0.221	0.251
	WLAN5GHz	802.11ac-VHT80 MCS0	Front	10mm	Ant 1	155	5775	17.20	17.50	1.072	91.38	1.094	0.01	0.208	0.244
	WLAN5GHz	802.11ac-VHT80 MCS0	Back	10mm	Ant 1	155	5775	17.20	17.50	1.072	91.38	1.094	-0.05	0.806	0.945
	WLAN5GHz	802.11n-HT40 MCS0	Back	10mm	Ant 1	151	5755	17.40	17.50	1.023	95.45	1.048	-0.01	0.887	0.951
	WLAN5GHz	802.11ac-VHT80 MCS0	Front	10mm	Ant 0+1	155	5775	17.10	17.50	1.096	90.80	1.101	-0.02	0.455	0.549
70	WLAN5GHz	802.11ac-VHT80 MCS0	Back	10mm	Ant 0+1	155	5775	17.10	17.50	1.096	90.80	1.101	-0.01	0.855	1.032
	WLAN5GHz	802.11n-HT40 MCS0	Back	10mm	Ant 0+1	151	5755	16.80	17.50	1.175	95.96	1.042	-0.02	0.801	0.981

<Bluetooth SAR>

WWAN OFF & WWAN ON															
Plot No.	Band	Mode	Test Position	Gap (mm)	Antenna	Ch.	Freq. (MHz)	Average Power (dBm)	Tune-Up Limit (dBm)	Tune-up Scaling Factor	Duty Cycle %	Duty Cycle Scaling Factor	Power Drift (dB)	Measured 1g SAR (W/kg)	Reported 1g SAR (W/kg)
	Bluetooth	1Mbps	Front	10mm	Ant 0	39	2441	17.71	18.00	1.069	77.22	1.079	-0.08	0.100	0.115
71	Bluetooth	1Mbps	Back	10mm	Ant 0	39	2441	17.71	18.00	1.069	77.22	1.079	-0.18	0.119	0.137
	Bluetooth	1Mbps	Back	10mm	Ant 0	0	2402	17.68	18.00	1.076	77.22	1.079	-0.17	0.096	0.112
	Bluetooth	1Mbps	Back	10mm	Ant 0	78	2480	17.10	18.00	1.230	77.22	1.079	-0.13	0.097	0.129



16.4 Product Specific SAR

<WLAN SAR>

WWAN OFF & WWAN ON															
Plot No.	Band	Mode	Test Position	Gap (mm)	Antenna	Ch.	Freq. (MHz)	Average Power (dBm)	Tune-Up Limit (dBm)	Tune-up Scaling Factor	Duty Cycle %	Duty Cycle Scaling Factor	Power Drift (dB)	Measured 10g SAR (W/kg)	Reported 10g SAR (W/kg)
	WLAN5GHz	802.11n-HT40 MCS0	Front	0mm	Ant 0	54	5270	17.20	17.50	1.072	96.45	1.037	-0.12	0.815	0.906
	WLAN5GHz	802.11n-HT40 MCS0	Back	0mm	Ant 0	54	5270	17.20	17.50	1.072	96.45	1.037	-0.09	0.546	0.607
	WLAN5GHz	802.11n-HT40 MCS0	Right Side	0mm	Ant 0	54	5270	17.20	17.50	1.072	96.45	1.037	-0.04	0.497	0.552
	WLAN5GHz	802.11n-HT40 MCS0	Top Side	0mm	Ant 0	54	5270	17.20	17.50	1.072	96.45	1.037	0.08	0.746	0.829
	WLAN5GHz	802.11n-HT40 MCS0	Front	0mm	Ant 1	54	5270	17.40	17.50	1.023	95.45	1.048	0.03	0.711	0.762
72	WLAN5GHz	802.11n-HT40 MCS0	Back	0mm	Ant 1	54	5270	17.40	17.50	1.023	95.45	1.048	-0.09	2.490	2.670
	WLAN5GHz	802.11n-HT40 MCS0	Back	0mm	Ant 1	62	5310	13.30	13.50	1.047	95.45	1.048	-0.06	0.797	0.875
	WLAN5GHz	802.11a 6Mbps	Back	0mm	Ant 1	60	5300	17.40	17.50	1.023	98.10	1.019	-0.11	1.640	1.710
	WLAN5GHz	802.11n-HT40 MCS0	Right Side	0mm	Ant 1	54	5270	17.40	17.50	1.023	95.45	1.048	-0.05	1.840	1.973
	WLAN5GHz	802.11n-HT40 MCS0	Top Side	0mm	Ant 1	54	5270	17.40	17.50	1.023	95.45	1.048	-0.08	0.187	0.201
	WLAN5GHz	802.11n-HT40 MCS0	Front	0mm	Ant 0+1	54	5270	16.40	17.50	1.288	95.96	1.042	-0.17	0.944	1.267
	WLAN5GHz	802.11n-HT40 MCS0	Back	0mm	Ant 0+1	54	5270	16.40	17.50	1.288	95.96	1.042	-0.06	1.950	2.618
	WLAN5GHz	802.11n-HT40 MCS0	Back	0mm	Ant 0+1	62	5310	13.20	13.50	1.072	95.96	1.042	-0.09	0.787	0.879
	WLAN5GHz	802.11a 6Mbps	Back	0mm	Ant 0+1	60	5300	16.70	17.50	1.202	98.10	1.019	-0.08	1.550	1.899
	WLAN5GHz	802.11n-HT40 MCS0	Right Side	0mm	Ant 0+1	54	5270	16.40	17.50	1.288	95.96	1.042	0.12	1.660	2.228
	WLAN5GHz	802.11n-HT40 MCS0	Right Side	0mm	Ant 0+1	62	5310	13.20	13.50	1.072	95.96	1.042	0.16	0.684	0.764
	WLAN5GHz	802.11a 6Mbps	Right Side	0mm	Ant 0+1	60	5300	16.70	17.50	1.202	98.10	1.019	0.14	1.410	1.727
	WLAN5GHz	802.11n-HT40 MCS0	Top Side	0mm	Ant 0+1	54	5270	16.40	17.50	1.288	95.96	1.042	-0.09	0.854	1.146
	WLAN5GHz	802.11ac-VHT80 MCS0	Front	0mm	Ant 0	122	5610	17.40	17.50	1.023	92.12	1.086	-0.15	1.840	2.045
	WLAN5GHz	802.11ac-VHT80 MCS0	Front	0mm	Ant 0	106	5530	11.60	12.00	1.096	92.12	1.086	-0.01	0.235	0.280
	WLAN5GHz	802.11ac-VHT80 MCS0	Front	0mm	Ant 0	138	5690	17.40	17.50	1.023	92.12	1.086	-0.07	1.760	1.956
	WLAN5GHz	802.11ac-VHT80 MCS0	Back	0mm	Ant 0	122	5610	17.40	17.50	1.023	92.12	1.086	-0.11	1.180	1.311
	WLAN5GHz	802.11ac-VHT80 MCS0	Right Side	0mm	Ant 0	122	5610	17.40	17.50	1.023	92.12	1.086	-0.12	0.741	0.823
	WLAN5GHz	802.11ac-VHT80 MCS0	Top Side	0mm	Ant 0	122	5610	17.40	17.50	1.023	92.12	1.086	0.15	0.539	0.599
	WLAN5GHz	802.11ac-VHT80 MCS0	Front	0mm	Ant 1	122	5610	17.40	17.50	1.023	91.38	1.094	-0.02	0.471	0.527
	WLAN5GHz	802.11ac-VHT80 MCS0	Back	0mm	Ant 1	122	5610	17.40	17.50	1.023	91.38	1.094	-0.16	1.770	1.981
	WLAN5GHz	802.11ac-VHT80 MCS0	Right Side	0mm	Ant 1	122	5610	17.40	17.50	1.023	91.38	1.094	0.1	1.470	1.646
	WLAN5GHz	802.11ac-VHT80 MCS0	Top Side	0mm	Ant 1	122	5610	17.40	17.50	1.023	91.38	1.094	-0.09	0.062	0.069
	WLAN5GHz	802.11ac-VHT80 MCS0	Front	0mm	Ant 0+1	122	5610	16.80	17.50	1.175	90.80	1.101	-0.08	1.550	2.005
	WLAN5GHz	802.11ac-VHT80 MCS0	Back	0mm	Ant 0+1	122	5610	16.80	17.50	1.175	90.80	1.101	-0.13	2.290	2.962
	WLAN5GHz	802.11ac-VHT80 MCS0	Back	0mm	Ant 0+1	106	5530	11.70	12.00	1.072	90.80	1.101	-0.13	0.548	0.646
	WLAN5GHz	802.11ac-VHT80 MCS0	Back	0mm	Ant 0+1	138	5690	17.00	17.50	1.122	90.80	1.101	-0.04	2.410	2.977
	WLAN5GHz	802.11ac-VHT80 MCS0	Right Side	0mm	Ant 0+1	122	5610	16.80	17.50	1.175	90.80	1.101	0.13	2.090	2.704
	WLAN5GHz	802.11ac-VHT80 MCS0	Right Side	0mm	Ant 0+1	106	5530	12.40	12.00	0.912	90.80	1.101	0.12	0.517	0.519
73	WLAN5GHz	802.11ac-VHT80 MCS0	Right Side	0mm	Ant 0+1	138	5690	17.00	17.50	1.122	90.80	1.101	0.08	2.420	2.990
	WLAN5GHz	802.11ac-VHT80 MCS0	Top Side	0mm	Ant 0+1	122	5610	16.80	17.50	1.175	90.80	1.101	-0.11	0.980	1.268





16.5 Repeated SAR Measurement

No.	Band	Mode	Test Position	Gap (mm)	Antenna	Ch.	Freq. (MHz)	Average Power (dBm)	Tune-Up Limit (dBm)	Tune-up Scaling Factor	Duty Cycle %	Duty Cycle Scaling Factor	Power Drift (dB)	Measured 1g SAR (W/kg)	Ratio	Reported 1g SAR (W/kg)
1st	LTE Band 7_Ant 2	20M_QPSK_1_99	Back	10mm	-	20850	2510	24.06	24.50	1.107	-	1.000	-0.13	0.929	-	1.028
2nd	LTE Band 7_Ant 2	20M_QPSK_1_99	Back	10mm	-	20850	2510	24.06	24.50	1.107	-	1.000	-0.01	0.896	1.04	0.992
1st	LTE Band 25_Ant 0	20M_QPSK_1_0	Front	10mm	-	26590	1905	24.88	25.10	1.052	-	1.000	0.02	1.040	-	1.094
2nd	LTE Band 25_Ant 0	20M_QPSK_1_0	Front	10mm	-	26590	1905	24.88	25.10	1.052	-	1.000	-0.08	1.010	1.03	1.062
1st	LTE Band 30_Ant 2	10M_QPSK_1_25	Back	10mm	-	27710	2310	24.53	25.10	1.140	-	1.000	-0.03	1.030	-	1.174
2nd	LTE Band 30_Ant 2	10M_QPSK_1_25	Back	10mm	-	27710	2310	24.53	25.10	1.140	-	1.000	0.09	1.010	1.02	1.152
1st	LTE Band 14_Ant 1	10M_QPSK_1_0	Right Check	0mm	-	23330	793	24.67	25.50	1.211	-	1.000	-0.08	0.934	-	1.131
2nd	LTE Band 14_Ant 1	10M_QPSK_1_0	Right Check	0mm	-	23330	793	24.67	25.50	1.211	-	1.000	-0.01	0.911	1.03	1.103
1st	LTE Band 71_Ant 1	10M_QPSK_1_99	Right Check	0mm	-	133322	683	24.08	24.60	1.127	-	1.000	-0.06	1.060	-	1.195
2nd	LTE Band 71_Ant 1	10M_QPSK_1_99	Right Check	0mm	-	133322	683	24.08	24.60	1.127	-	1.000	0.01	1.030	1.03	1.161
1st	WLAN2.4GHz	802.11b 1Mbps	Back	10mm	Ant 0+1	6	2437	17.70	18.00	1.072	99.12	1.009	0.15	0.920	-	0.995
2nd	WLAN2.4GHz	802.11b 1Mbps	Back	10mm	Ant 0+1	6	2437	17.70	18.00	1.072	99.12	1.009	0.11	0.918	1.00	0.993
1st	WLAN5GHz	802.11n-HT40 MCS0	Right Side	10mm	Ant 1	46	5230	17.40	17.50	1.023	95.45	1.048	0.09	0.966	-	1.036
2nd	WLAN5GHz	802.11n-HT40 MCS0	Right Side	10mm	Ant 1	46	5230	17.40	17.50	1.023	95.45	1.048	0.08	0.962	1.00	1.032
1st	WLAN5GHz	802.11ac-VHT80 MCS0	Right Side	10mm	Ant 0+1	155	5775	17.10	17.50	1.096	90.80	1.101	0.02	0.973	-	1.175
2nd	WLAN5GHz	802.11ac-VHT80 MCS0	Right Side	10mm	Ant 0+1	155	5775	17.10	17.50	1.096	90.80	1.101	0.03	0.968	1.01	1.169
1st	WLAN5GHz	802.11n-HT40 MCS0	Back	10mm	Ant 1	54	5270	17.40	17.50	1.023	95.45	1.048	-0.16	0.817	-	0.876
2nd	WLAN5GHz	802.11n-HT40 MCS0	Back	10mm	Ant 1	54	5270	17.40	17.50	1.023	95.45	1.048	-0.16	0.812	1.01	0.871
1st	WLAN5GHz	802.11ac-VHT80 MCS0	Back	10mm	Ant 0+1	138	5690	17.00	17.50	1.122	90.80	1.101	-0.02	0.874	-	1.080
2nd	WLAN5GHz	802.11ac-VHT80 MCS0	Back	10mm	Ant 0+1	138	5690	17.00	17.50	1.122	90.80	1.101	-0.08	0.872	1.00	1.077

No.	Band	Mode	Test Position	Gap (mm)	Antenna	Ch.	Freq. (MHz)	Average Power (dBm)	Tune-Up Limit (dBm)	Tune-up Scaling Factor	Duty Cycle %	Duty Cycle Scaling Factor	Power Drift (dB)	Measured 10g SAR (W/kg)	Ratio	Reported 10g SAR (W/kg)
1st	WLAN5GHz	802.11n-HT40 MCS0	Back	0mm	Ant 1	54	5270	17.40	17.50	1.023	95.45	1.048	-0.09	2.490	-	2.670
2nd	WLAN5GHz	802.11n-HT40 MCS0	Back	0mm	Ant 1	54	5270	17.40	17.50	1.023	95.45	1.048	-0.07	2.480	1.00	2.660
1st	WLAN5GHz	802.11ac-VHT80 MCS0	Right Side	0mm	Ant 0+1	138	5690	17.00	17.50	1.122	90.80	1.101	0.08	2.420	-	2.990
2nd	WLAN5GHz	802.11ac-VHT80 MCS0	Right Side	0mm	Ant 0+1	138	5690	17.00	17.50	1.122	90.80	1.101	0.07	2.410	1.00	2.977

General Note:

1. Per KDB 865664 D01v01r04, for each frequency band, repeated SAR measurement is required only when the measured SAR is  $\geq 0.8W/kg$ .
2. Per KDB 865664 D01v01r04, if the ratio among the repeated measurement is  $\leq 1.2$  and the measured SAR  $< 1.45W/kg$ , only one repeated measurement is required.
3. Per KDB 865664 D01v01r04, if the extremity repeated SAR is necessary, the same procedures should be adapted for measurements according to extremity and occupational exposure limits by applying a factor of 2.5 for extremity exposure and a factor of 5 for occupational exposure to the corresponding SAR thresholds.
4. The ratio is the difference in percentage between original and repeated *measured SAR*.
5. All measurement SAR result is scaled-up to account for tune-up tolerance and is compliant.



16.6 LTE Band 41 Power Class 2 and Power Class 3 Linearity

This device support Power Class 2 and Power Class 3 operations for LTE Band 41. The highest available duty cycle for Power Class 2 operation is 43.3% using UL-DL configuration 1. Per FCC Guidance based on the device behavior, all SAR tests were performed using Power Class 3. Power Class 2 is tested using the highest SAR test configuration in Power Class 3 for each LTE configuration and exposure condition combination, according to the highest time averaged power for all applicable uplink-downlink configurations in Power Class 2. When the reported SAR vs. output power is linearly scaled with < 10% discrepancy between power classes and all reported SAR are < 1.4 W/kg, Separate SAR testing for Power Class 2 is not required

<LTE Band 41 Linearity Data for Head>

Table with 3 columns: Standalone, LTE Band 41 (Power Class 3), and LTE Band 41 (Power Class 2). Rows include Maximum Tune up Power (dBm), Reported 1g SAR (W/kg), Duty Cycle, Frame Averaged (mW), Linearity SAR(W/kg), and % deviation from expected linearity.

<LTE Band 41 Linearity Data for Hotspot and Body-worn>

Table with 3 columns: Standalone, LTE Band 41 (Power Class 3), and LTE Band 41 (Power Class 2). Rows include Maximum Tune up Power (dBm), Reported 1g SAR (W/kg), Duty Cycle, Frame Averaged (mW), Linearity SAR(W/kg), and % deviation from expected linearity.



**17. Simultaneous Transmission Analysis**

Config	Mode	Capable TX Configurations
1	WWAN OFF (Cellular off)	WiFi 5G SISO (Ant0) + Bluetooth (Ant0)
2		WiFi 5G SISO (Ant1) + Bluetooth (Ant0)
3		WiFi 5G MIMO (Ant0+1) + Bluetooth (Ant0)
4		WiFi 5G SISO (Ant0)
5		WiFi 5G SISO (Ant1)
6		WiFi 5G MIMO (Ant0+1)
7		WiFi 2.4G SISO (Ant0)
8		WiFi 2.4G SISO (Ant1)
9		WiFi 2.4G SISO (Ant1) + Bluetooth (Ant0)
10		WiFi 2.4G MIMO (Ant0+1)
11		Bluetooth (Ant0)
12		WiFi 2.4G SISO (Ant0) + WiFi 5G SISO (Ant1)
13	WWAN ON (Cellular on)	WiFi 5G SISO (Ant0) + Bluetooth (Ant0)
14		WiFi 5G SISO (Ant1) + Bluetooth (Ant0)
15		WiFi 5G MIMO (Ant0+1) + Bluetooth (Ant0)
16		WiFi 5G SISO (Ant0)
17		WiFi 5G SISO (Ant1)
18		WiFi 5G MIMO (Ant0+1)
19		WiFi 2.4G SISO (Ant0)
20		WiFi 2.4G SISO (Ant1)
21		WiFi 2.4G SISO (Ant1) + Bluetooth (Ant0)
22		WiFi 2.4G MIMO (Ant0+1)
23		Bluetooth (Ant0)
24		WiFi 2.4G SISO (Ant0) + WiFi 5G SISO (Ant1)

**General Note:**

1. All licensed modes share the same antenna part and cannot transmit simultaneously.
2. The worst case WLAN reported SAR for each configuration was used for SAR summation, regardless of whether the WLAN channel has WiFi Direct and Hotspot capability. Therefore, the following summations represent the absolute worst cases for simultaneous transmission with WLAN.
3. When the device operates in head/hotspot/body-worn, cellular TX power has 2 power table associated with WiFi-ON (power table 1) and WiFi-OFF (power table 2). Cellular SAR associated with power table 1 was used for analysis of simultaneous transmission with WLAN and BT, associated with power table 2 was used for analysis of simultaneous transmission with BT only.
4. The Scaled SAR summation is calculated based on the same configuration and test position.
5. Per KDB 447498 D01v06, simultaneous transmission SAR is compliant if,
  - i) Scalar SAR summation < 1.6W/kg.
  - ii)  $SPLSR = (SAR1 + SAR2)^{1.5} / (\text{min. separation distance, mm})$ , and the peak separation distance is determined from the square root of  $[(x1-x2)^2 + (y1-y2)^2 + (z1-z2)^2]$ , where (x1, y1, z1) and (x2, y2, z2) are the coordinates of the extrapolated peak SAR locations in the zoom scan.
  - iii) If  $SPLSR \leq 0.04$  for 1g SAR, if  $SPLSR < 0.1$  for 10g SAR, simultaneously transmission SAR measurement is not necessary.
  - iv) Simultaneously transmission SAR measurement, and the reported multi-band SAR < 1.6W/kg.



**17.1 Head Exposure Conditions**

**<WWAN OFF>**

Exposure Position	2	3	4	5	6	7	8	3+6 Summed 1g SAR (W/kg)	4+6 Summed 1g SAR (W/kg)	5+6 Summed 1g SAR (W/kg)	6+8 Summed 1g SAR (W/kg)
	2.4GHz WLAN Ant 0 1g SAR (W/kg)	2.4GHz WLAN Ant 1 1g SAR (W/kg)	5GHz WLAN Ant 0 1g SAR (W/kg)	5GHz WLAN Ant 1 1g SAR (W/kg)	Bluetooth Ant 0 1g SAR (W/kg)	2.4GHz WLAN Ant 0+1 1g SAR (W/kg)	5GHz WLAN Ant 0+1 1g SAR (W/kg)				
Right Cheek	0.143	0.053	0.443	0.071	0.255	0.148	0.360	<b>0.308</b>	<b>0.698</b>	<b>0.326</b>	<b>0.615</b>
Right Tilted	0.134	0.039	0.388	0.040	0.256	0.124	0.391	<b>0.295</b>	<b>0.644</b>	<b>0.296</b>	<b>0.647</b>
Left Cheek	0.305	0.196	0.682	0.332	0.502	0.444	0.669	<b>0.698</b>	<b>1.184</b>	<b>0.834</b>	<b>1.171</b>
Left Tilted	0.192	0.090	0.528	0.091	0.337	0.286	0.613	<b>0.427</b>	<b>0.865</b>	<b>0.428</b>	<b>0.950</b>

**<WiFi ON>**

WWAN Band	Exposure Position	1	2	3	4	5	6	7	8	1+2+5 Summed 1g SAR (W/kg)	1+3+6 Summed 1g SAR (W/kg)	1+7 Summed 1g SAR (W/kg)	1+4+6 Summed 1g SAR (W/kg)	1+5+6 Summed 1g SAR (W/kg)	1+6+8 Summed 1g SAR (W/kg)
		WWAN 1g SAR (W/kg)	2.4GHz WLAN Ant 0 1g SAR (W/kg)	2.4GHz WLAN Ant 1 1g SAR (W/kg)	5GHz WLAN Ant 0 1g SAR (W/kg)	5GHz WLAN Ant 1 1g SAR (W/kg)	Bluetooth Ant 0 1g SAR (W/kg)	2.4GHz WLAN Ant 0+1 1g SAR (W/kg)	5GHz WLAN Ant 0+1 1g SAR (W/kg)						
GSM850_Ant 0	Right Cheek	0.378	0.143	0.053	0.443	0.071	0.255	0.148	0.360	<b>0.592</b>	<b>0.686</b>	<b>0.526</b>	<b>1.076</b>	<b>0.704</b>	<b>0.993</b>
	Right Tilted	0.199	0.134	0.039	0.388	0.040	0.256	0.124	0.391	<b>0.373</b>	<b>0.494</b>	<b>0.323</b>	<b>0.843</b>	<b>0.495</b>	<b>0.846</b>
	Left Cheek	0.302	0.305	0.196	0.682	0.332	0.502	0.444	0.669	<b>0.939</b>	<b>1.000</b>	<b>0.746</b>	<b>1.486</b>	<b>1.136</b>	<b>1.473</b>
	Left Tilted	0.191	0.192	0.090	0.528	0.091	0.337	0.286	0.613	<b>0.474</b>	<b>0.618</b>	<b>0.477</b>	<b>1.056</b>	<b>0.619</b>	<b>1.141</b>
GSM1900_Ant 0	Right Cheek	0.152	0.143	0.053	0.443	0.071	0.255	0.148	0.360	<b>0.366</b>	<b>0.460</b>	<b>0.300</b>	<b>0.850</b>	<b>0.478</b>	<b>0.767</b>
	Right Tilted	0.118	0.134	0.039	0.388	0.040	0.256	0.124	0.391	<b>0.292</b>	<b>0.413</b>	<b>0.242</b>	<b>0.762</b>	<b>0.414</b>	<b>0.765</b>
	Left Cheek	0.359	0.305	0.196	0.682	0.332	0.502	0.444	0.669	<b>0.996</b>	<b>1.057</b>	<b>0.803</b>	<b>1.543</b>	<b>1.193</b>	<b>1.530</b>
	Left Tilted	0.146	0.192	0.090	0.528	0.091	0.337	0.286	0.613	<b>0.429</b>	<b>0.573</b>	<b>0.432</b>	<b>1.011</b>	<b>0.574</b>	<b>1.096</b>
WCDMA II_Ant 0	Right Cheek	0.204	0.143	0.053	0.443	0.071	0.255	0.148	0.360	<b>0.418</b>	<b>0.512</b>	<b>0.352</b>	<b>0.902</b>	<b>0.530</b>	<b>0.819</b>
	Right Tilted	0.214	0.134	0.039	0.388	0.040	0.256	0.124	0.391	<b>0.388</b>	<b>0.509</b>	<b>0.338</b>	<b>0.858</b>	<b>0.510</b>	<b>0.861</b>
	Left Cheek	0.397	0.305	0.196	0.682	0.332	0.502	0.444	0.669	<b>1.034</b>	<b>1.095</b>	<b>0.841</b>	<b>1.581</b>	<b>1.231</b>	<b>1.568</b>
	Left Tilted	0.211	0.192	0.090	0.528	0.091	0.337	0.286	0.613	<b>0.494</b>	<b>0.638</b>	<b>0.497</b>	<b>1.076</b>	<b>0.639</b>	<b>1.161</b>
WCDMA IV_Ant 0	Right Cheek	0.119	0.143	0.053	0.443	0.071	0.255	0.148	0.360	<b>0.333</b>	<b>0.427</b>	<b>0.267</b>	<b>0.817</b>	<b>0.445</b>	<b>0.734</b>
	Right Tilted	0.124	0.134	0.039	0.388	0.040	0.256	0.124	0.391	<b>0.298</b>	<b>0.419</b>	<b>0.248</b>	<b>0.768</b>	<b>0.420</b>	<b>0.771</b>
	Left Cheek	0.206	0.305	0.196	0.682	0.332	0.502	0.444	0.669	<b>0.843</b>	<b>0.904</b>	<b>0.650</b>	<b>1.390</b>	<b>1.040</b>	<b>1.377</b>
	Left Tilted	0.124	0.192	0.090	0.528	0.091	0.337	0.286	0.613	<b>0.407</b>	<b>0.551</b>	<b>0.410</b>	<b>0.989</b>	<b>0.552</b>	<b>1.074</b>
WCDMA V_Ant 0	Right Cheek	0.318	0.143	0.053	0.443	0.071	0.255	0.148	0.360	<b>0.532</b>	<b>0.626</b>	<b>0.466</b>	<b>1.016</b>	<b>0.644</b>	<b>0.933</b>
	Right Tilted	0.175	0.134	0.039	0.388	0.040	0.256	0.124	0.391	<b>0.349</b>	<b>0.470</b>	<b>0.299</b>	<b>0.819</b>	<b>0.471</b>	<b>0.822</b>
	Left Cheek	0.279	0.305	0.196	0.682	0.332	0.502	0.444	0.669	<b>0.916</b>	<b>0.977</b>	<b>0.723</b>	<b>1.463</b>	<b>1.113</b>	<b>1.450</b>
	Left Tilted	0.185	0.192	0.090	0.528	0.091	0.337	0.286	0.613	<b>0.468</b>	<b>0.612</b>	<b>0.471</b>	<b>1.050</b>	<b>0.613</b>	<b>1.135</b>
CDMA BC0_Ant 0	Right Cheek	0.296	0.143	0.053	0.443	0.071	0.255	0.148	0.360	<b>0.510</b>	<b>0.604</b>	<b>0.444</b>	<b>0.994</b>	<b>0.622</b>	<b>0.911</b>
	Right Tilted	0.059	0.134	0.039	0.388	0.040	0.256	0.124	0.391	<b>0.233</b>	<b>0.354</b>	<b>0.183</b>	<b>0.703</b>	<b>0.355</b>	<b>0.706</b>
	Left Cheek	0.327	0.305	0.196	0.682	0.332	0.502	0.444	0.669	<b>0.964</b>	<b>1.025</b>	<b>0.771</b>	<b>1.511</b>	<b>1.161</b>	<b>1.498</b>
	Left Tilted	0.269	0.192	0.090	0.528	0.091	0.337	0.286	0.613	<b>0.552</b>	<b>0.696</b>	<b>0.555</b>	<b>1.134</b>	<b>0.697</b>	<b>1.219</b>
CDMA BC1_Ant 0	Right Cheek	0.186	0.143	0.053	0.443	0.071	0.255	0.148	0.360	<b>0.400</b>	<b>0.494</b>	<b>0.334</b>	<b>0.884</b>	<b>0.512</b>	<b>0.801</b>
	Right Tilted	0.185	0.134	0.039	0.388	0.040	0.256	0.124	0.391	<b>0.359</b>	<b>0.480</b>	<b>0.309</b>	<b>0.829</b>	<b>0.481</b>	<b>0.832</b>
	Left Cheek	0.390	0.305	0.196	0.682	0.332	0.502	0.444	0.669	<b>1.027</b>	<b>1.088</b>	<b>0.834</b>	<b>1.574</b>	<b>1.224</b>	<b>1.561</b>
	Left Tilted	0.161	0.192	0.090	0.528	0.091	0.337	0.286	0.613	<b>0.444</b>	<b>0.588</b>	<b>0.447</b>	<b>1.026</b>	<b>0.589</b>	<b>1.111</b>
CDMA BC10_Ant 0	Right Cheek	0.291	0.143	0.053	0.443	0.071	0.255	0.148	0.360	<b>0.505</b>	<b>0.599</b>	<b>0.439</b>	<b>0.989</b>	<b>0.617</b>	<b>0.906</b>
	Right Tilted	0.176	0.134	0.039	0.388	0.040	0.256	0.124	0.391	<b>0.350</b>	<b>0.471</b>	<b>0.300</b>	<b>0.820</b>	<b>0.472</b>	<b>0.823</b>
	Left Cheek	0.263	0.305	0.196	0.682	0.332	0.502	0.444	0.669	<b>0.900</b>	<b>0.961</b>	<b>0.707</b>	<b>1.447</b>	<b>1.097</b>	<b>1.434</b>
	Left Tilted	0.240	0.192	0.090	0.528	0.091	0.337	0.286	0.613	<b>0.523</b>	<b>0.667</b>	<b>0.526</b>	<b>1.105</b>	<b>0.668</b>	<b>1.190</b>
LTE Band 7_Ant 2	Right Cheek	0.481	0.143	0.053	0.443	0.071	0.255	0.148	0.360	<b>0.695</b>	<b>0.789</b>	<b>0.629</b>	<b>1.179</b>	<b>0.807</b>	<b>1.096</b>
	Right Tilted	0.064	0.134	0.039	0.388	0.040	0.256	0.124	0.391	<b>0.238</b>	<b>0.359</b>	<b>0.188</b>	<b>0.708</b>	<b>0.360</b>	<b>0.711</b>
	Left Cheek	0.189	0.305	0.196	0.682	0.332	0.502	0.444	0.669	<b>0.826</b>	<b>0.887</b>	<b>0.633</b>	<b>1.373</b>	<b>1.023</b>	<b>1.360</b>
	Left Tilted	0.113	0.192	0.090	0.528	0.091	0.337	0.286	0.613	<b>0.396</b>	<b>0.540</b>	<b>0.399</b>	<b>0.978</b>	<b>0.541</b>	<b>1.063</b>



**FCC SAR TEST REPORT**

**Report No. : FA902114**

LTE Band 12_Ant 0	Right Cheek	0.164	0.143	0.053	0.443	0.071	0.255	0.148	0.360	<b>0.378</b>	<b>0.472</b>	<b>0.312</b>	<b>0.862</b>	<b>0.490</b>	<b>0.779</b>
	Right Tilted	0.079	0.134	0.039	0.388	0.040	0.256	0.124	0.391	<b>0.253</b>	<b>0.374</b>	<b>0.203</b>	<b>0.723</b>	<b>0.375</b>	<b>0.726</b>
	Left Cheek	0.195	0.305	0.196	0.682	0.332	0.502	0.444	0.669	<b>0.832</b>	<b>0.893</b>	<b>0.639</b>	<b>1.379</b>	<b>1.029</b>	<b>1.366</b>
	Left Tilted	0.118	0.192	0.090	0.528	0.091	0.337	0.286	0.613	<b>0.401</b>	<b>0.545</b>	<b>0.404</b>	<b>0.983</b>	<b>0.546</b>	<b>1.068</b>
LTE Band 13_Ant 0	Right Cheek	0.351	0.143	0.053	0.443	0.071	0.255	0.148	0.360	<b>0.565</b>	<b>0.659</b>	<b>0.499</b>	<b>1.049</b>	<b>0.677</b>	<b>0.966</b>
	Right Tilted	0.165	0.134	0.039	0.388	0.040	0.256	0.124	0.391	<b>0.339</b>	<b>0.460</b>	<b>0.289</b>	<b>0.809</b>	<b>0.461</b>	<b>0.812</b>
	Left Cheek	0.259	0.305	0.196	0.682	0.332	0.502	0.444	0.669	<b>0.896</b>	<b>0.957</b>	<b>0.703</b>	<b>1.443</b>	<b>1.093</b>	<b>1.430</b>
	Left Tilted	0.187	0.192	0.090	0.528	0.091	0.337	0.286	0.613	<b>0.470</b>	<b>0.614</b>	<b>0.473</b>	<b>1.052</b>	<b>0.615</b>	<b>1.137</b>
LTE Band 14_Ant 0	Right Cheek	0.424	0.143	0.053	0.443	0.071	0.255	0.148	0.360	<b>0.638</b>	<b>0.732</b>	<b>0.572</b>	<b>1.122</b>	<b>0.750</b>	<b>1.039</b>
	Right Tilted	0.229	0.134	0.039	0.388	0.040	0.256	0.124	0.391	<b>0.403</b>	<b>0.524</b>	<b>0.353</b>	<b>0.873</b>	<b>0.525</b>	<b>0.876</b>
	Left Cheek	0.309	0.305	0.196	0.682	0.332	0.502	0.444	0.669	<b>0.946</b>	<b>1.007</b>	<b>0.753</b>	<b>1.493</b>	<b>1.143</b>	<b>1.480</b>
	Left Tilted	0.223	0.192	0.090	0.528	0.091	0.337	0.286	0.613	<b>0.506</b>	<b>0.650</b>	<b>0.509</b>	<b>1.088</b>	<b>0.651</b>	<b>1.173</b>
LTE Band 25_Ant 0	Right Cheek	0.207	0.143	0.053	0.443	0.071	0.255	0.148	0.360	<b>0.421</b>	<b>0.515</b>	<b>0.355</b>	<b>0.905</b>	<b>0.533</b>	<b>0.822</b>
	Right Tilted	0.234	0.134	0.039	0.388	0.040	0.256	0.124	0.391	<b>0.408</b>	<b>0.529</b>	<b>0.358</b>	<b>0.878</b>	<b>0.530</b>	<b>0.881</b>
	Left Cheek	0.399	0.305	0.196	0.682	0.332	0.502	0.444	0.669	<b>1.036</b>	<b>1.097</b>	<b>0.843</b>	<b>1.583</b>	<b>1.233</b>	<b>1.570</b>
	Left Tilted	0.234	0.192	0.090	0.528	0.091	0.337	0.286	0.613	<b>0.517</b>	<b>0.661</b>	<b>0.520</b>	<b>1.099</b>	<b>0.662</b>	<b>1.184</b>
LTE Band 26_Ant 0	Right Cheek	0.407	0.143	0.053	0.443	0.071	0.255	0.148	0.360	<b>0.621</b>	<b>0.715</b>	<b>0.555</b>	<b>1.105</b>	<b>0.733</b>	<b>1.022</b>
	Right Tilted	0.232	0.134	0.039	0.388	0.040	0.256	0.124	0.391	<b>0.406</b>	<b>0.527</b>	<b>0.356</b>	<b>0.876</b>	<b>0.528</b>	<b>0.879</b>
	Left Cheek	0.377	0.305	0.196	0.682	0.332	0.502	0.444	0.669	<b>1.014</b>	<b>1.075</b>	<b>0.821</b>	<b>1.561</b>	<b>1.211</b>	<b>1.548</b>
	Left Tilted	0.225	0.192	0.090	0.528	0.091	0.337	0.286	0.613	<b>0.508</b>	<b>0.652</b>	<b>0.511</b>	<b>1.090</b>	<b>0.653</b>	<b>1.175</b>
LTE Band 30_Ant 2	Right Cheek	0.497	0.143	0.053	0.443	0.071	0.255	0.148	0.360	<b>0.711</b>	<b>0.805</b>	<b>0.645</b>	<b>1.195</b>	<b>0.823</b>	<b>1.112</b>
	Right Tilted	0.152	0.134	0.039	0.388	0.040	0.256	0.124	0.391	<b>0.326</b>	<b>0.447</b>	<b>0.276</b>	<b>0.796</b>	<b>0.448</b>	<b>0.799</b>
	Left Cheek	0.256	0.305	0.196	0.682	0.332	0.502	0.444	0.669	<b>0.893</b>	<b>0.954</b>	<b>0.700</b>	<b>1.440</b>	<b>1.090</b>	<b>1.427</b>
	Left Tilted	0.191	0.192	0.090	0.528	0.091	0.337	0.286	0.613	<b>0.474</b>	<b>0.618</b>	<b>0.477</b>	<b>1.056</b>	<b>0.619</b>	<b>1.141</b>
LTE Band 66_Ant 0	Right Cheek	0.204	0.143	0.053	0.443	0.071	0.255	0.148	0.360	<b>0.418</b>	<b>0.512</b>	<b>0.352</b>	<b>0.902</b>	<b>0.530</b>	<b>0.819</b>
	Right Tilted	0.199	0.134	0.039	0.388	0.040	0.256	0.124	0.391	<b>0.373</b>	<b>0.494</b>	<b>0.323</b>	<b>0.843</b>	<b>0.495</b>	<b>0.846</b>
	Left Cheek	0.400	0.305	0.196	0.682	0.332	0.502	0.444	0.669	<b>1.037</b>	<b>1.098</b>	<b>0.844</b>	<b>1.584</b>	<b>1.234</b>	<b>1.571</b>
	Left Tilted	0.167	0.192	0.090	0.528	0.091	0.337	0.286	0.613	<b>0.450</b>	<b>0.594</b>	<b>0.453</b>	<b>1.032</b>	<b>0.595</b>	<b>1.117</b>
LTE Band 71_Ant 0	Right Cheek	0.141	0.143	0.053	0.443	0.071	0.255	0.148	0.360	<b>0.355</b>	<b>0.449</b>	<b>0.289</b>	<b>0.839</b>	<b>0.467</b>	<b>0.756</b>
	Right Tilted	0.092	0.134	0.039	0.388	0.040	0.256	0.124	0.391	<b>0.266</b>	<b>0.387</b>	<b>0.216</b>	<b>0.736</b>	<b>0.388</b>	<b>0.739</b>
	Left Cheek	0.149	0.305	0.196	0.682	0.332	0.502	0.444	0.669	<b>0.786</b>	<b>0.847</b>	<b>0.593</b>	<b>1.333</b>	<b>0.983</b>	<b>1.320</b>
	Left Tilted	0.086	0.192	0.090	0.528	0.091	0.337	0.286	0.613	<b>0.369</b>	<b>0.513</b>	<b>0.372</b>	<b>0.951</b>	<b>0.514</b>	<b>1.036</b>
LTE Band 38_Ant 2	Right Cheek	0.243	0.143	0.053	0.443	0.071	0.255	0.148	0.360	<b>0.457</b>	<b>0.551</b>	<b>0.391</b>	<b>0.941</b>	<b>0.569</b>	<b>0.858</b>
	Right Tilted	0.059	0.134	0.039	0.388	0.040	0.256	0.124	0.391	<b>0.233</b>	<b>0.354</b>	<b>0.183</b>	<b>0.703</b>	<b>0.355</b>	<b>0.706</b>
	Left Cheek	0.119	0.305	0.196	0.682	0.332	0.502	0.444	0.669	<b>0.756</b>	<b>0.817</b>	<b>0.563</b>	<b>1.303</b>	<b>0.953</b>	<b>1.290</b>
	Left Tilted	0.095	0.192	0.090	0.528	0.091	0.337	0.286	0.613	<b>0.378</b>	<b>0.522</b>	<b>0.381</b>	<b>0.960</b>	<b>0.523</b>	<b>1.045</b>
LTE Band 41_Ant 2	Right Cheek	0.424	0.143	0.053	0.443	0.071	0.255	0.148	0.360	<b>0.638</b>	<b>0.732</b>	<b>0.572</b>	<b>1.122</b>	<b>0.750</b>	<b>1.039</b>
	Right Tilted	0.063	0.134	0.039	0.388	0.040	0.256	0.124	0.391	<b>0.237</b>	<b>0.358</b>	<b>0.187</b>	<b>0.707</b>	<b>0.359</b>	<b>0.710</b>
	Left Cheek	0.109	0.305	0.196	0.682	0.332	0.502	0.444	0.669	<b>0.746</b>	<b>0.807</b>	<b>0.553</b>	<b>1.293</b>	<b>0.943</b>	<b>1.280</b>
	Left Tilted	0.109	0.192	0.090	0.528	0.091	0.337	0.286	0.613	<b>0.392</b>	<b>0.536</b>	<b>0.395</b>	<b>0.974</b>	<b>0.537</b>	<b>1.059</b>



**<WiFi OFF>**

WWAN Band	Exposure Position	1	6	1+6 Summed 1g SAR (W/kg)
		WWAN	Bluetooth Ant 0	
		1g SAR (W/kg)	1g SAR (W/kg)	
GSM850_Ant 0	Right Cheek	0.378	0.255	<b>0.633</b>
	Right Tilted	0.199	0.256	<b>0.455</b>
	Left Cheek	0.302	0.502	<b>0.804</b>
	Left Tilted	0.191	0.337	<b>0.528</b>
GSM1900_Ant 0	Right Cheek	0.152	0.255	<b>0.407</b>
	Right Tilted	0.118	0.256	<b>0.374</b>
	Left Cheek	0.359	0.502	<b>0.861</b>
	Left Tilted	0.146	0.337	<b>0.483</b>
WCDMA II_Ant 0	Right Cheek	0.339	0.255	<b>0.594</b>
	Right Tilted	0.350	0.256	<b>0.606</b>
	Left Cheek	0.685	0.502	<b>1.187</b>
	Left Tilted	0.314	0.337	<b>0.651</b>
WCDMA IV_Ant 0-	Right Cheek	0.119	0.255	<b>0.374</b>
	Right Tilted	0.124	0.256	<b>0.298</b>
	Left Cheek	0.206	0.502	<b>0.843</b>
	Left Tilted	0.124	0.337	<b>0.407</b>
WCDMA V_Ant 0	Right Cheek	0.318	0.255	<b>0.573</b>
	Right Tilted	0.175	0.256	<b>0.431</b>
	Left Cheek	0.279	0.502	<b>0.781</b>
	Left Tilted	0.185	0.337	<b>0.522</b>
CDMA BC0_Ant 0	Right Cheek	0.296	0.255	<b>0.510</b>
	Right Tilted	0.059	0.256	<b>0.233</b>
	Left Cheek	0.327	0.502	<b>0.964</b>
	Left Tilted	0.269	0.337	<b>0.552</b>
CDMA BC1_Ant 0-	Right Cheek	0.291	0.255	<b>0.505</b>
	Right Tilted	0.176	0.256	<b>0.350</b>
	Left Cheek	0.263	0.502	<b>0.900</b>
	Left Tilted	0.240	0.337	<b>0.523</b>
CDMA BC10_Ant 0-	Right Cheek	0.350	0.255	<b>0.605</b>
	Right Tilted	0.332	0.256	<b>0.588</b>
	Left Cheek	0.663	0.502	<b>1.165</b>
	Left Tilted	0.304	0.337	<b>0.641</b>
LTE Band 7_Ant 2-	Right Cheek	0.516	0.255	<b>0.771</b>
	Right Tilted	0.083	0.256	<b>0.339</b>
	Left Cheek	0.230	0.502	<b>0.732</b>
	Left Tilted	0.138	0.337	<b>0.475</b>
LTE Band 12_Ant 0	Right Cheek	0.164	0.255	<b>0.378</b>
	Right Tilted	0.079	0.256	<b>0.253</b>
	Left Cheek	0.195	0.502	<b>0.832</b>
	Left Tilted	0.118	0.337	<b>0.401</b>
LTE Band 13_Ant 0	Right Cheek	0.351	0.255	<b>0.606</b>
	Right Tilted	0.165	0.256	<b>0.421</b>
	Left Cheek	0.259	0.502	<b>0.761</b>
	Left Tilted	0.187	0.337	<b>0.524</b>
LTE Band 13_Ant 1	Right Cheek	0.995	0.255	<b>1.250</b>
	Right Tilted	0.878	0.256	<b>1.134</b>
	Left Cheek	0.479	0.502	<b>0.981</b>
	Left Tilted	0.393	0.337	<b>0.730</b>
LTE Band 14_Ant 0	Right Cheek	0.424	0.255	<b>0.679</b>
	Right Tilted	0.229	0.256	<b>0.485</b>
	Left Cheek	0.309	0.502	<b>0.811</b>
	Left Tilted	0.223	0.337	<b>0.560</b>



LTE Band 14_Ant 1	Right Cheek	1.103	0.255	<b>1.358</b>
	Right Tilted	0.890	0.256	<b>1.146</b>
	Left Cheek	0.511	0.502	<b>1.013</b>
	Left Tilted	0.426	0.337	<b>0.763</b>
LTE Band 25_Ant 0	Right Cheek	0.291	0.255	<b>0.546</b>
	Right Tilted	0.340	0.256	<b>0.596</b>
	Left Cheek	0.658	0.502	<b>1.160</b>
	Left Tilted	0.323	0.337	<b>0.660</b>
LTE Band 26_Ant 0	Right Cheek	0.407	0.255	<b>0.662</b>
	Right Tilted	0.232	0.256	<b>0.488</b>
	Left Cheek	0.377	0.502	<b>0.879</b>
	Left Tilted	0.225	0.337	<b>0.562</b>
LTE Band 30_Ant 2	Right Cheek	0.790	0.255	<b>1.045</b>
	Right Tilted	0.253	0.256	<b>0.509</b>
	Left Cheek	0.401	0.502	<b>0.903</b>
	Left Tilted	0.309	0.337	<b>0.646</b>
LTE Band 66_Ant 0	Right Cheek	0.204	0.255	<b>0.459</b>
	Right Tilted	0.199	0.256	<b>0.455</b>
	Left Cheek	0.400	0.502	<b>0.902</b>
	Left Tilted	0.167	0.337	<b>0.504</b>
LTE Band 71_Ant 0	Right Cheek	0.141	0.255	<b>0.355</b>
	Right Tilted	0.092	0.256	<b>0.266</b>
	Left Cheek	0.149	0.502	<b>0.786</b>
	Left Tilted	0.086	0.337	<b>0.369</b>
LTE Band 71_Ant 1	Right Cheek	1.195	0.255	<b>1.450</b>
	Right Tilted	0.804	0.256	<b>1.060</b>
	Left Cheek	0.431	0.502	<b>0.933</b>
	Left Tilted	0.367	0.337	<b>0.704</b>
LTE Band 38_Ant 2	Right Cheek	0.243	0.255	<b>0.457</b>
	Right Tilted	0.059	0.256	<b>0.233</b>
	Left Cheek	0.119	0.502	<b>0.756</b>
	Left Tilted	0.095	0.337	<b>0.378</b>
LTE Band 41_Ant 2	Right Cheek	0.424	0.255	<b>0.638</b>
	Right Tilted	0.063	0.256	<b>0.237</b>
	Left Cheek	0.109	0.502	<b>0.746</b>
	Left Tilted	0.109	0.337	<b>0.392</b>



**17.2 Hotspot Exposure Conditions**

**<WiFi ON>**

WWAN Band	Exposure Position	1	2	3	4	5	6	7	8	1+2+5	1+3+6	1+7	1+4+6	1+5+6	1+6+8
		WWAN 1g SAR (W/kg)	2.4GHz WLAN Ant 0 1g SAR (W/kg)	2.4GHz WLAN Ant 1 1g SAR (W/kg)	5GHz WLAN Ant 0 1g SAR (W/kg)	5GHz WLAN Ant 1 1g SAR (W/kg)	Bluetooth Ant 0 1g SAR (W/kg)	2.4GHz WLAN Ant 0+1 1g SAR (W/kg)	5GHz WLAN Ant 0+1 1g SAR (W/kg)	Summed 1g SAR (W/kg)	Summed 1g SAR (W/kg)	Summed 1g SAR (W/kg)	Summed 1g SAR (W/kg)	Summed 1g SAR (W/kg)	Summed 1g SAR (W/kg)
GSM850_Ant 0	Front	0.139	0.154	0.110	0.374	0.255	0.115	0.244	0.549	0.548	0.364	0.383	0.628	0.509	0.803
	Back	0.238	0.188	0.329	0.251	0.967	0.137	0.995	1.032	1.393	0.704	1.233	0.626	1.342	1.407
	Left side	0.100								0.100	0.100	0.100	0.100	0.100	0.100
	Right side	0.133	0.078	0.240	0.307	1.036	0.067	0.261	1.176	1.247	0.440	0.394	0.507	1.236	1.376
	Top side		0.083	0.031	0.280	0.066	0.068	0.119	0.467	0.149	0.099	0.119	0.348	0.134	0.535
	Bottom side	0.081								0.081	0.081	0.081	0.081	0.081	0.081
GSM1900_Ant 0	Front	0.312	0.154	0.110	0.374	0.255	0.115	0.244	0.549	0.721	0.537	0.556	0.801	0.682	0.976
	Back	0.364	0.188	0.329	0.251	0.967	0.137	0.995	1.032	1.519	0.830	1.359	0.752	1.468	1.533
	Left side	0.176								0.176	0.176	0.176	0.176	0.176	0.176
	Right side	0.063	0.078	0.240	0.307	1.036	0.067	0.261	1.176	1.177	0.370	0.324	0.437	1.166	1.306
	Top side		0.083	0.031	0.280	0.066	0.068	0.119	0.467	0.149	0.099	0.119	0.348	0.134	0.535
	Bottom side	0.442								0.442	0.442	0.442	0.442	0.442	0.442
WCDMA II_Ant 0	Front	0.329	0.154	0.110	0.374	0.255	0.115	0.244	0.549	0.738	0.554	0.573	0.818	0.699	0.993
	Back	0.247	0.188	0.329	0.251	0.967	0.137	0.995	1.032	1.402	0.713	1.242	0.635	1.351	1.416
	Left side	0.216								0.216	0.216	0.216	0.216	0.216	0.216
	Right side	0.073	0.078	0.240	0.307	1.036	0.067	0.261	1.176	1.187	0.380	0.334	0.447	1.176	1.316
	Top side		0.083	0.031	0.280	0.066	0.068	0.119	0.467	0.149	0.099	0.119	0.348	0.134	0.535
	Bottom side	0.303								0.303	0.303	0.303	0.303	0.303	0.303
WCDMA IV_Ant 0	Front	0.230	0.154	0.110	0.374	0.255	0.115	0.244	0.549	0.639	0.455	0.474	0.719	0.600	0.894
	Back	0.208	0.188	0.329	0.251	0.967	0.137	0.995	1.032	1.363	0.674	1.203	0.596	1.312	1.377
	Left side	0.114								0.114	0.114	0.114	0.114	0.114	0.114
	Right side	0.053	0.078	0.240	0.307	1.036	0.067	0.261	1.176	1.167	0.360	0.314	0.427	1.156	1.296
	Top side		0.083	0.031	0.280	0.066	0.068	0.119	0.467	0.149	0.099	0.119	0.348	0.134	0.535
	Bottom side	0.283								0.283	0.283	0.283	0.283	0.283	0.283
WCDMA V_Ant 0	Front	0.200	0.154	0.110	0.374	0.255	0.115	0.244	0.549	0.609	0.425	0.444	0.689	0.570	0.864
	Back	0.309	0.188	0.329	0.251	0.967	0.137	0.995	1.032	1.464	0.775	1.304	0.697	1.413	1.478
	Left side	0.144								0.144	0.144	0.144	0.144	0.144	0.144
	Right side	0.197	0.078	0.240	0.307	1.036	0.067	0.261	1.176	1.311	0.504	0.458	0.571	1.300	1.440
	Top side		0.083	0.031	0.280	0.066	0.068	0.119	0.467	0.149	0.099	0.119	0.348	0.134	0.535
	Bottom side	0.096								0.096	0.096	0.096	0.096	0.096	0.096
CDMA BC0_Ant 0	Front	0.156	0.154	0.110	0.374	0.255	0.115	0.244	0.549	0.565	0.381	0.400	0.645	0.526	0.820
	Back	0.257	0.188	0.329	0.251	0.967	0.137	0.995	1.032	1.412	0.723	1.252	0.645	1.361	1.426
	Left side	0.107								0.107	0.107	0.107	0.107	0.107	0.107
	Right side	0.162	0.078	0.240	0.307	1.036	0.067	0.261	1.176	1.276	0.469	0.423	0.536	1.265	1.405
	Top side		0.083	0.031	0.280	0.066	0.068	0.119	0.467	0.149	0.099	0.119	0.348	0.134	0.535
	Bottom side	0.078								0.078	0.078	0.078	0.078	0.078	0.078
CDMA BC1_Ant 0	Front	0.286	0.154	0.110	0.374	0.255	0.115	0.244	0.549	0.695	0.511	0.530	0.775	0.656	0.950
	Back	0.239	0.188	0.329	0.251	0.967	0.137	0.995	1.032	1.394	0.705	1.234	0.627	1.343	1.408
	Left side	0.196								0.196	0.196	0.196	0.196	0.196	0.196
	Right side	0.062	0.078	0.240	0.307	1.036	0.067	0.261	1.176	1.176	0.369	0.323	0.436	1.165	1.305
	Top side		0.083	0.031	0.280	0.066	0.068	0.119	0.467	0.149	0.099	0.119	0.348	0.134	0.535
	Bottom side	0.274								0.274	0.274	0.274	0.274	0.274	0.274
CDMA BC10_Ant 0	Front	0.192	0.154	0.110	0.374	0.255	0.115	0.244	0.549	0.601	0.417	0.436	0.681	0.562	0.856
	Back	0.248	0.188	0.329	0.251	0.967	0.137	0.995	1.032	1.403	0.714	1.243	0.636	1.352	1.417
	Left side	0.136								0.136	0.136	0.136	0.136	0.136	0.136
	Right side	0.191	0.078	0.240	0.307	1.036	0.067	0.261	1.176	1.305	0.498	0.452	0.565	1.294	1.434
	Top side		0.083	0.031	0.280	0.066	0.068	0.119	0.467	0.149	0.099	0.119	0.348	0.134	0.535
	Bottom side	0.071								0.071	0.071	0.071	0.071	0.071	0.071





**FCC SAR TEST REPORT**

**Report No. : FA902114**

LTE Band 7_Ant 2	Front	0.243	0.154	0.110	0.374	0.255	0.115	0.244	0.549	0.652	0.468	0.487	0.732	0.613	0.907
	Back	0.251	0.188	0.329	0.251	0.967	0.137	0.995	1.032	1.406	0.717	1.246	0.639	1.355	1.420
	Left side	0.034								0.034	0.034	0.034	0.034	0.034	0.034
	Right side	0.213	0.078	0.240	0.307	1.036	0.067	0.261	1.176	1.327	0.520	0.474	0.587	1.316	1.456
	Top side		0.083	0.031	0.280	0.066	0.068	0.119	0.467	0.149	0.099	0.119	0.348	0.134	0.535
	Bottom side	0.127								0.127	0.127	0.127	0.127	0.127	0.127
LTE Band 12_Ant 0	Front	0.241	0.154	0.110	0.374	0.255	0.115	0.244	0.549	0.650	0.466	0.485	0.730	0.611	0.905
	Back	0.341	0.188	0.329	0.251	0.967	0.137	0.995	1.032	1.496	0.807	1.336	0.729	1.445	1.510
	Left side	0.227								0.227	0.227	0.227	0.227	0.227	0.227
	Right side	0.211	0.078	0.240	0.307	1.036	0.067	0.261	1.176	1.325	0.518	0.472	0.585	1.314	1.454
	Top side		0.083	0.031	0.280	0.066	0.068	0.119	0.467	0.149	0.099	0.119	0.348	0.134	0.535
	Bottom side	0.049								0.049	0.049	0.049	0.049	0.049	0.049
LTE Band 13_Ant 0	Front	0.243	0.154	0.110	0.374	0.255	0.115	0.244	0.549	0.652	0.468	0.487	0.732	0.613	0.907
	Back	0.294	0.188	0.329	0.251	0.967	0.137	0.995	1.032	1.449	0.760	1.289	0.682	1.398	1.463
	Left side	0.206								0.206	0.206	0.206	0.206	0.206	0.206
	Right side	0.265	0.078	0.240	0.307	1.036	0.067	0.261	1.176	1.379	0.572	0.526	0.639	1.368	1.508
	Top side		0.083	0.031	0.280	0.066	0.068	0.119	0.467	0.149	0.099	0.119	0.348	0.134	0.535
	Bottom side	0.056								0.056	0.056	0.056	0.056	0.056	0.056
LTE Band 14_Ant 0	Front	0.274	0.154	0.110	0.374	0.255	0.115	0.244	0.549	0.683	0.499	0.518	0.763	0.644	0.938
	Back	0.324	0.188	0.329	0.251	0.967	0.137	0.995	1.032	1.479	0.790	1.319	0.712	1.428	1.493
	Left side	0.212								0.212	0.212	0.212	0.212	0.212	0.212
	Right side	0.272	0.078	0.240	0.307	1.036	0.067	0.261	1.176	1.386	0.579	0.533	0.646	1.375	1.515
	Top side		0.083	0.031	0.280	0.066	0.068	0.119	0.467	0.149	0.099	0.119	0.348	0.134	0.535
	Bottom side	0.078								0.078	0.078	0.078	0.078	0.078	0.078
LTE Band 25_Ant 0	Front	0.342	0.154	0.110	0.374	0.255	0.115	0.244	0.549	0.751	0.567	0.586	0.831	0.712	1.006
	Back	0.287	0.188	0.329	0.251	0.967	0.137	0.995	1.032	1.442	0.753	1.282	0.675	1.391	1.456
	Left side	0.210								0.210	0.210	0.210	0.210	0.210	0.210
	Right side	0.066	0.078	0.240	0.307	1.036	0.067	0.261	1.176	1.180	0.373	0.327	0.440	1.169	1.309
	Top side		0.083	0.031	0.280	0.066	0.068	0.119	0.467	0.149	0.099	0.119	0.348	0.134	0.535
	Bottom side	0.320								0.320	0.320	0.320	0.320	0.320	0.320
LTE Band 26_Ant 0	Front	0.201	0.154	0.110	0.374	0.255	0.115	0.244	0.549	0.610	0.426	0.445	0.690	0.571	0.865
	Back	0.289	0.188	0.329	0.251	0.967	0.137	0.995	1.032	1.444	0.755	1.284	0.677	1.393	1.458
	Left side	0.152								0.152	0.152	0.152	0.152	0.152	0.152
	Right side	0.210	0.078	0.240	0.307	1.036	0.067	0.261	1.176	1.324	0.517	0.471	0.584	1.313	1.453
	Top side		0.083	0.031	0.280	0.066	0.068	0.119	0.467	0.149	0.099	0.119	0.348	0.134	0.535
	Bottom side	0.093								0.093	0.093	0.093	0.093	0.093	0.093
LTE Band 30_Ant 2	Front	0.293	0.154	0.110	0.374	0.255	0.115	0.244	0.549	0.702	0.518	0.537	0.782	0.663	0.957
	Back	0.352	0.188	0.329	0.251	0.967	0.137	0.995	1.032	1.507	0.818	1.347	0.740	1.456	1.521
	Left side	0.023								0.023	0.023	0.023	0.023	0.023	0.023
	Right side	0.311	0.078	0.240	0.307	1.036	0.067	0.261	1.176	1.425	0.618	0.572	0.685	1.414	1.554
	Top side		0.083	0.031	0.280	0.066	0.068	0.119	0.467	0.149	0.099	0.119	0.348	0.134	0.535
	Bottom side	0.115								0.115	0.115	0.115	0.115	0.115	0.115
LTE Band 66_Ant 0	Front	0.299	0.154	0.110	0.374	0.255	0.115	0.244	0.549	0.708	0.524	0.543	0.788	0.669	0.963
	Back	0.241	0.188	0.329	0.251	0.967	0.137	0.995	1.032	1.396	0.707	1.236	0.629	1.345	1.410
	Left side	0.167								0.167	0.167	0.167	0.167	0.167	0.167
	Right side	0.067	0.078	0.240	0.307	1.036	0.067	0.261	1.176	1.181	0.374	0.328	0.441	1.170	1.310
	Top side		0.083	0.031	0.280	0.066	0.068	0.119	0.467	0.149	0.099	0.119	0.348	0.134	0.535
	Bottom side	0.346								0.346	0.346	0.346	0.346	0.346	0.346
LTE Band 71_Ant 0	Front	0.157	0.154	0.110	0.374	0.255	0.115	0.244	0.549	0.566	0.382	0.401	0.646	0.527	0.821
	Back	0.216	0.188	0.329	0.251	0.967	0.137	0.995	1.032	1.371	0.682	1.211	0.604	1.320	1.385
	Left side	0.178								0.178	0.178	0.178	0.178	0.178	0.178
	Right side	0.190	0.078	0.240	0.307	1.036	0.067	0.261	1.176	1.304	0.497	0.451	0.564	1.293	1.433
	Top side		0.083	0.031	0.280	0.066	0.068	0.119	0.467	0.149	0.099	0.119	0.348	0.134	0.535
	Bottom side	0.069								0.069	0.069	0.069	0.069	0.069	0.069
LTE Band 38_Ant 2	Front	0.224	0.154	0.110	0.374	0.255	0.115	0.244	0.549	0.633	0.449	0.468	0.713	0.594	0.888
	Back	0.227	0.188	0.329	0.251	0.967	0.137	0.995	1.032	1.382	0.693	1.222	0.615	1.331	1.396
	Left side	0.021								0.021	0.021	0.021	0.021	0.021	0.021
	Right side	0.173	0.078	0.240	0.307	1.036	0.067	0.261	1.176	1.287	0.480	0.434	0.547	1.276	1.416



**FCC SAR TEST REPORT**

**Report No. : FA9O2114**

	Top side		0.083	0.031	0.280	0.066	0.068	0.119	0.467	<b>0.149</b>	<b>0.099</b>	<b>0.119</b>	<b>0.348</b>	<b>0.134</b>	<b>0.535</b>
	Bottom side	0.113								<b>0.113</b>	<b>0.113</b>	<b>0.113</b>	<b>0.113</b>	<b>0.113</b>	<b>0.113</b>
LTE Band 41_Ant 2	Front	0.186	0.154	0.110	0.374	0.255	0.115	0.244	0.549	<b>0.595</b>	<b>0.411</b>	<b>0.430</b>	<b>0.675</b>	<b>0.556</b>	<b>0.850</b>
	Back	0.223	0.188	0.329	0.251	0.967	0.137	0.995	1.032	<b>1.378</b>	<b>0.689</b>	<b>1.218</b>	<b>0.611</b>	<b>1.327</b>	<b>1.392</b>
	Left side	0.016								<b>0.016</b>	<b>0.016</b>	<b>0.016</b>	<b>0.016</b>	<b>0.016</b>	<b>0.016</b>
	Right side	0.145	0.078	0.240	0.307	1.036	0.067	0.261	1.176	<b>1.259</b>	<b>0.452</b>	<b>0.406</b>	<b>0.519</b>	<b>1.248</b>	<b>1.388</b>
	Top side		0.083	0.031	0.280	0.066	0.068	0.119	0.467	<b>0.149</b>	<b>0.099</b>	<b>0.119</b>	<b>0.348</b>	<b>0.134</b>	<b>0.535</b>
	Bottom side	0.100								<b>0.100</b>	<b>0.100</b>	<b>0.100</b>	<b>0.100</b>	<b>0.100</b>	<b>0.100</b>



**<WiFi OFF>**

WWAN Band	Exposure Position	1	6	1+6 Summed 1g SAR (W/kg)
		WWAN	Bluetooth Ant 0	
		1g SAR (W/kg)	1g SAR (W/kg)	
GSM850_Ant 0	Front	0.310	0.115	0.425
	Back	0.558	0.137	0.695
	Left side	0.253		0.253
	Right side	0.297	0.067	0.364
	Top side		0.068	0.068
	Bottom side	0.145		0.145
GSM850_Ant 1	Front	0.356	0.115	0.471
	Back	0.488	0.137	0.625
	Left side	0.194		0.194
	Right side	0.203	0.067	0.270
	Top side	0.285	0.068	0.353
	Bottom side			0.000
GSM1900_Ant 0	Front	0.620	0.115	0.735
	Back	0.676	0.137	0.813
	Left side	0.319		0.319
	Right side	0.065	0.067	0.132
	Top side		0.068	0.068
	Bottom side	0.827		0.827
GSM1900_Ant 1	Front	0.586	0.115	0.701
	Back	0.735	0.137	0.872
	Left side	0.218		0.218
	Right side	0.049	0.067	0.116
	Top side	0.762	0.068	0.830
	Bottom side			0.000
WCDMA II_Ant 0	Front	1.105	0.115	1.220
	Back	1.127	0.137	1.264
	Left side	0.768		0.768
	Right side	0.236	0.067	0.303
	Top side		0.068	0.068
	Bottom side	1.127		1.127
WCDMA IV_Ant 0	Front	0.309	0.115	0.424
	Back	0.469	0.137	0.606
	Left side	0.210		0.210
	Right side	0.293	0.067	0.360
	Top side		0.068	0.068
	Bottom side	0.131		0.131
WCDMA IV_Ant 1	Front	0.481	0.115	0.596
	Back	0.590	0.137	0.727
	Left side	0.183		0.183
	Right side	0.018	0.067	0.085
	Top side	0.605	0.068	0.673
	Bottom side			0.000
WCDMA V_Ant 0	Front	0.606	0.115	0.721
	Back	0.506	0.137	0.643
	Left side	0.344		0.344
	Right side	0.143	0.067	0.210
	Top side		0.068	0.068
	Bottom side	0.724		0.724
WCDMA V_Ant 1	Front	0.293	0.115	0.408
	Back	0.432	0.137	0.569
	Left side	0.159		0.159



	Right side	0.159	0.067	<b>0.226</b>
	Top side	0.269	0.068	<b>0.337</b>
	Bottom side			<b>0.000</b>
CDMA BC0_Ant 0	Front	0.416	0.115	<b>0.531</b>
	Back	0.688	0.137	<b>0.825</b>
	Left side	0.262		<b>0.262</b>
	Right side	0.367	0.067	<b>0.434</b>
	Top side		0.068	<b>0.068</b>
	Bottom side	0.218		<b>0.218</b>
CDMA BC0_Ant 1	Front	0.343	0.115	<b>0.458</b>
	Back	0.608	0.137	<b>0.745</b>
	Left side	0.173		<b>0.173</b>
	Right side	0.166	0.067	<b>0.233</b>
	Top side	0.321	0.068	<b>0.389</b>
	Bottom side			<b>0.000</b>
CDMA BC1_Ant 0	Front	1.096	0.115	<b>1.211</b>
	Back	1.051	0.137	<b>1.188</b>
	Left side	0.777		<b>0.777</b>
	Right side	0.237	0.067	<b>0.304</b>
	Top side		0.068	<b>0.068</b>
	Bottom side	1.097		<b>1.097</b>
CDMA BC1_Ant 1	Front	0.795	0.115	<b>0.910</b>
	Back	0.973	0.137	<b>1.110</b>
	Left side	0.302		<b>0.302</b>
	Right side	0.050	0.067	<b>0.117</b>
	Top side	0.972	0.068	<b>1.040</b>
	Bottom side			<b>0.000</b>
CDMA BC10_Ant 0	Front	0.358	0.115	<b>0.473</b>
	Back	0.494	0.137	<b>0.631</b>
	Left side	0.299		<b>0.299</b>
	Right side	0.384	0.067	<b>0.451</b>
	Top side		0.068	<b>0.068</b>
	Bottom side	0.139		<b>0.139</b>
CDMA BC10_Ant 1	Front	0.263	0.115	<b>0.378</b>
	Back	0.382	0.137	<b>0.519</b>
	Left side	0.161		<b>0.161</b>
	Right side	0.143	0.067	<b>0.210</b>
	Top side	0.242	0.068	<b>0.310</b>
	Bottom side			<b>0.000</b>
LTE Band 7_Ant 2	Front	0.933	0.115	<b>1.048</b>
	Back	1.028	0.137	<b>1.165</b>
	Left side	0.101		<b>0.101</b>
	Right side	0.772	0.067	<b>0.839</b>
	Top side		0.068	<b>0.068</b>
	Bottom side	0.474		<b>0.474</b>
LTE Band 12_Ant 0	Front	0.241	0.115	<b>0.356</b>
	Back	0.341	0.137	<b>0.478</b>
	Left side	0.227		<b>0.227</b>
	Right side	0.211	0.067	<b>0.278</b>
	Top side		0.068	<b>0.068</b>
	Bottom side	0.049		<b>0.049</b>
LTE Band 12_Ant 1	Front	0.310	0.115	<b>0.425</b>
	Back	0.355	0.137	<b>0.492</b>
	Left side	0.351		<b>0.351</b>
	Right side	0.210	0.067	<b>0.277</b>
	Top side	0.174	0.068	<b>0.242</b>



	Bottom side			<b>0.000</b>
LTE Band 13_Ant 0	Front	0.371	0.115	<b>0.486</b>
	Back	0.476	0.137	<b>0.613</b>
	Left side	0.321		<b>0.321</b>
	Right side	0.393	0.067	<b>0.460</b>
	Top side		0.068	<b>0.068</b>
	Bottom side	0.075		<b>0.075</b>
LTE Band 13_Ant 1	Front	0.226	0.115	<b>0.341</b>
	Back	0.270	0.137	<b>0.407</b>
	Left side	0.161		<b>0.161</b>
	Right side	0.133	0.067	<b>0.200</b>
	Top side	0.159	0.068	<b>0.227</b>
	Bottom side			<b>0.000</b>
LTE Band 14_Ant 0	Front	0.407	0.115	<b>0.522</b>
	Back	0.512	0.137	<b>0.649</b>
	Left side	0.341		<b>0.341</b>
	Right side	0.436	0.067	<b>0.503</b>
	Top side		0.068	<b>0.068</b>
	Bottom side	0.097		<b>0.097</b>
LTE Band 14_Ant 1	Front	0.257	0.115	<b>0.372</b>
	Back	0.327	0.137	<b>0.464</b>
	Left side	0.190		<b>0.190</b>
	Right side	0.165	0.067	<b>0.232</b>
	Top side	0.168	0.068	<b>0.236</b>
	Bottom side			<b>0.000</b>
LTE Band 25_Ant 0	Front	1.094	0.115	<b>1.209</b>
	Back	1.021	0.137	<b>1.158</b>
	Left side	0.740		<b>0.740</b>
	Right side	0.210	0.067	<b>0.277</b>
	Top side		0.068	<b>0.068</b>
	Bottom side	1.084		<b>1.084</b>
LTE Band 25_Ant 1	Front	0.229	0.050	<b>0.279</b>
	Back	0.304	0.090	<b>0.394</b>
	Left side	0.130		<b>0.130</b>
	Right side	0.052	0.040	<b>0.092</b>
	Top side	0.388	0.050	<b>0.438</b>
	Bottom side			<b>0.000</b>
LTE Band 26_Ant 0	Front	0.389	0.115	<b>0.504</b>
	Back	0.572	0.137	<b>0.709</b>
	Left side	0.276		<b>0.276</b>
	Right side	0.392	0.067	<b>0.459</b>
	Top side		0.068	<b>0.068</b>
	Bottom side	0.165		<b>0.165</b>
LTE Band 26_Ant 1	Front	0.392	0.115	<b>0.507</b>
	Back	0.530	0.137	<b>0.667</b>
	Left side	0.162		<b>0.162</b>
	Right side	0.157	0.067	<b>0.224</b>
	Top side	0.297	0.068	<b>0.365</b>
	Bottom side			<b>0.000</b>
LTE Band 30_Ant 2	Front	1.163	0.115	<b>1.278</b>
	Back	1.174	0.137	<b>1.311</b>
	Left side	0.090		<b>0.090</b>
	Right side	1.088	0.067	<b>1.155</b>
	Top side		0.068	<b>0.068</b>
	Bottom side	0.424		<b>0.424</b>
LTE Band 30_Ant 3	Front	0.197	0.115	<b>0.312</b>



	Back	0.409	0.137	<b>0.546</b>
	Left side	0.226		<b>0.226</b>
	Right side	0.006	0.067	<b>0.073</b>
	Top side	0.073	0.068	<b>0.141</b>
	Bottom side			<b>0.000</b>
LTE Band 66_Ant 0	Front	0.785	0.115	<b>0.900</b>
	Back	0.687	0.137	<b>0.824</b>
	Left side	0.451		<b>0.451</b>
	Right side	0.188	0.067	<b>0.255</b>
	Top side		0.068	<b>0.068</b>
	Bottom side	0.899		<b>0.899</b>
LTE Band 66_Ant 1	Front	0.494	0.115	<b>0.609</b>
	Back	0.669	0.137	<b>0.806</b>
	Left side	0.213		<b>0.213</b>
	Right side	0.023	0.067	<b>0.090</b>
	Top side	0.659	0.068	<b>0.727</b>
	Bottom side			<b>0.000</b>
LTE Band 71_Ant 0	Front	0.157	0.115	<b>0.272</b>
	Back	0.216	0.137	<b>0.353</b>
	Left side	0.178		<b>0.178</b>
	Right side	0.190	0.067	<b>0.257</b>
	Top side		0.068	<b>0.068</b>
	Bottom side	0.069		<b>0.069</b>
LTE Band 71_Ant 1	Front	0.213	0.115	<b>0.328</b>
	Back	0.287	0.137	<b>0.424</b>
	Left side	0.227		<b>0.227</b>
	Right side	0.118	0.067	<b>0.185</b>
	Top side	0.123	0.068	<b>0.191</b>
	Bottom side			<b>0.000</b>
LTE Band 38_Ant 2	Front	0.513	0.115	<b>0.628</b>
	Back	0.560	0.137	<b>0.697</b>
	Left side	0.052		<b>0.052</b>
	Right side	0.411	0.067	<b>0.478</b>
	Top side		0.068	<b>0.068</b>
	Bottom side	0.257		<b>0.257</b>
LTE Band 41_Ant 2	Front	0.564	0.115	<b>0.679</b>
	Back	0.727	0.137	<b>0.864</b>
	Left side	0.061		<b>0.061</b>
	Right side	0.446	0.067	<b>0.513</b>
	Top side		0.068	<b>0.068</b>
	Bottom side	0.315		<b>0.315</b>



**17.3 Body-Worn Accessory Exposure Conditions**

**<WWAN OFF>**

Exposure Position	2	3	4	5	6	7	8	3+6 Summed 1g SAR (W/kg)	4+6 Summed 1g SAR (W/kg)	5+6 Summed 1g SAR (W/kg)	6+8 Summed 1g SAR (W/kg)
	2.4GHz WLAN Ant 0 1g SAR (W/kg)	2.4GHz WLAN Ant 1 1g SAR (W/kg)	5GHz WLAN Ant 0 1g SAR (W/kg)	5GHz WLAN Ant 1 1g SAR (W/kg)	Bluetooth Ant 0 1g SAR (W/kg)	2.4GHz WLAN Ant 0+1 1g SAR (W/kg)	5GHz WLAN Ant 0+1 1g SAR (W/kg)				
Front	0.154	0.110	0.388	0.248	0.115	0.244	0.549	0.225	0.503	0.363	0.664
Back	0.188	0.329	0.251	0.951	0.137	0.995	1.080	0.466	0.388	1.088	1.217

**<WiFi ON>**

WWAN Band	Exposure Position	1	2	3	4	5	6	7	8	1+2+5 Summed 1g SAR (W/kg)	1+3+6 Summed 1g SAR (W/kg)	1+7 Summed 1g SAR (W/kg)	1+4+6 Summed 1g SAR (W/kg)	1+5+6 Summed 1g SAR (W/kg)	1+6+8 Summed 1g SAR (W/kg)
		WWAN 1g SAR (W/kg)	2.4GHz WLAN Ant 0 1g SAR (W/kg)	2.4GHz WLAN Ant 1 1g SAR (W/kg)	5GHz WLAN Ant 0 1g SAR (W/kg)	5GHz WLAN Ant 1 1g SAR (W/kg)	Bluetooth Ant 0 1g SAR (W/kg)	2.4GHz WLAN Ant 0+1 1g SAR (W/kg)	5GHz WLAN Ant 0+1 1g SAR (W/kg)						
GSM850_Ant 0	Front	0.139	0.154	0.110	0.388	0.248	0.115	0.244	0.549	0.541	0.364	0.383	0.642	0.502	0.803
	Back	0.238	0.188	0.329	0.251	0.951	0.137	0.995	1.080	1.377	0.704	1.233	0.626	1.326	1.455
GSM1900_Ant 0	Front	0.312	0.154	0.110	0.388	0.248	0.115	0.244	0.549	0.714	0.537	0.556	0.815	0.675	0.976
	Back	0.370	0.188	0.329	0.251	0.951	0.137	0.995	1.080	1.509	0.836	1.365	0.758	1.458	1.587
WCDMA II_Ant 0	Front	0.329	0.154	0.110	0.388	0.248	0.115	0.244	0.549	0.731	0.554	0.573	0.832	0.692	0.993
	Back	0.247	0.188	0.329	0.251	0.951	0.137	0.995	1.080	1.386	0.713	1.242	0.635	1.335	1.464
WCDMA IV_Ant 0	Front	0.237	0.154	0.110	0.388	0.248	0.115	0.244	0.549	0.639	0.462	0.481	0.740	0.600	0.901
	Back	0.208	0.188	0.329	0.251	0.951	0.137	0.995	1.080	1.347	0.674	1.203	0.596	1.296	1.425
WCDMA V_Ant 0	Front	0.200	0.154	0.110	0.388	0.248	0.115	0.244	0.549	0.602	0.425	0.444	0.703	0.563	0.864
	Back	0.309	0.188	0.329	0.251	0.951	0.137	0.995	1.080	1.448	0.775	1.304	0.697	1.397	1.526
CDMA BC0_Ant 0	Front	0.143	0.154	0.110	0.388	0.248	0.115	0.244	0.549	0.545	0.368	0.387	0.646	0.506	0.807
	Back	0.251	0.188	0.329	0.251	0.951	0.137	0.995	1.080	1.390	0.717	1.246	0.639	1.339	1.468
CDMA BC1_Ant 0	Front	0.284	0.154	0.110	0.388	0.248	0.115	0.244	0.549	0.686	0.509	0.528	0.787	0.647	0.948
	Back	0.247	0.188	0.329	0.251	0.951	0.137	0.995	1.080	1.386	0.713	1.242	0.635	1.335	1.464
CDMA BC10_Ant 0	Front	0.199	0.154	0.110	0.388	0.248	0.115	0.244	0.549	0.601	0.424	0.443	0.702	0.562	0.863
	Back	0.243	0.188	0.329	0.251	0.951	0.137	0.995	1.080	1.382	0.709	1.238	0.631	1.331	1.460
LTE Band 7_Ant 2	Front	0.243	0.154	0.110	0.388	0.248	0.115	0.244	0.549	0.645	0.468	0.487	0.746	0.606	0.907
	Back	0.251	0.188	0.329	0.251	0.951	0.137	0.995	1.080	1.390	0.717	1.246	0.639	1.339	1.468
LTE Band 12_Ant 0	Front	0.241	0.154	0.110	0.388	0.248	0.115	0.244	0.549	0.643	0.466	0.485	0.744	0.604	0.905
	Back	0.341	0.188	0.329	0.251	0.951	0.137	0.995	1.080	1.480	0.807	1.336	0.729	1.429	1.558
LTE Band 13_Ant 0	Front	0.243	0.154	0.110	0.388	0.248	0.115	0.244	0.549	0.645	0.468	0.487	0.746	0.606	0.907
	Back	0.294	0.188	0.329	0.251	0.951	0.137	0.995	1.080	1.433	0.760	1.289	0.682	1.382	1.511
LTE Band 14_Ant 0	Front	0.274	0.154	0.110	0.388	0.248	0.115	0.244	0.549	0.676	0.499	0.518	0.777	0.637	0.938
	Back	0.324	0.188	0.329	0.251	0.951	0.137	0.995	1.080	1.463	0.790	1.319	0.712	1.412	1.541
LTE Band 25_Ant 0	Front	0.342	0.154	0.110	0.388	0.248	0.115	0.244	0.549	0.744	0.567	0.586	0.845	0.705	1.006
	Back	0.287	0.188	0.329	0.251	0.951	0.137	0.995	1.080	1.426	0.753	1.282	0.675	1.375	1.504
LTE Band 26_Ant 0	Front	0.201	0.154	0.110	0.388	0.248	0.115	0.244	0.549	0.603	0.426	0.445	0.704	0.564	0.865
	Back	0.289	0.188	0.329	0.251	0.951	0.137	0.995	1.080	1.428	0.755	1.284	0.677	1.377	1.506
LTE Band 30_Ant 2	Front	0.293	0.154	0.110	0.388	0.248	0.115	0.244	0.549	0.695	0.518	0.537	0.796	0.656	0.957
	Back	0.352	0.188	0.329	0.251	0.951	0.137	0.995	1.080	1.491	0.818	1.347	0.740	1.440	1.569
LTE Band 66_Ant 0	Front	0.299	0.154	0.110	0.388	0.248	0.115	0.244	0.549	0.701	0.524	0.543	0.802	0.662	0.963
	Back	0.241	0.188	0.329	0.251	0.951	0.137	0.995	1.080	1.380	0.707	1.236	0.629	1.329	1.458
LTE Band 71_Ant 0	Front	0.157	0.154	0.110	0.388	0.248	0.115	0.244	0.549	0.559	0.382	0.401	0.660	0.520	0.821
	Back	0.216	0.188	0.329	0.251	0.951	0.137	0.995	1.080	1.355	0.682	1.211	0.604	1.304	1.433
LTE Band 38_Ant 2	Front	0.224	0.154	0.110	0.388	0.248	0.115	0.244	0.549	0.626	0.449	0.468	0.727	0.587	0.888
	Back	0.227	0.188	0.329	0.251	0.951	0.137	0.995	1.080	1.366	0.693	1.222	0.615	1.315	1.444
LTE Band 41_Ant 2	Front	0.186	0.154	0.110	0.388	0.248	0.115	0.244	0.549	0.588	0.411	0.430	0.689	0.549	0.850
	Back	0.223	0.188	0.329	0.251	0.951	0.137	0.995	1.080	1.362	0.689	1.218	0.611	1.311	1.440



**<WiFi OFF>**

WWAN Band	Exposure Position	1	6	1+6 Summed 1g SAR (W/kg)
		WWAN 1g SAR (W/kg)	Bluetooth Ant 0 1g SAR (W/kg)	
GSM850_Ant 0	Front	0.310	0.115	<b>0.425</b>
	Back	0.558	0.137	<b>0.695</b>
GSM850_Ant 1	Front	0.356	0.115	<b>0.471</b>
	Back	0.488	0.137	<b>0.625</b>
GSM1900_Ant 0	Front	0.620	0.115	<b>0.735</b>
	Back	0.676	0.137	<b>0.813</b>
GSM1900_Ant 1	Front	0.586	0.115	<b>0.701</b>
	Back	0.735	0.137	<b>0.872</b>
WCDMA II_Ant 0	Front	1.105	0.115	<b>1.220</b>
	Back	1.127	0.137	<b>1.264</b>
WCDMA IV_Ant 0	Front	0.309	0.115	<b>0.424</b>
	Back	0.469	0.137	<b>0.606</b>
WCDMA IV_Ant 1	Front	0.481	0.115	<b>0.596</b>
	Back	0.590	0.137	<b>0.727</b>
WCDMA V_Ant 0	Front	0.606	0.115	<b>0.721</b>
	Back	0.506	0.137	<b>0.643</b>
WCDMA V_Ant 1	Front	0.293	0.115	<b>0.408</b>
	Back	0.432	0.137	<b>0.569</b>
CDMA BC0_Ant 0	Front	0.416	0.115	<b>0.531</b>
	Back	0.688	0.137	<b>0.825</b>
CDMA BC0_Ant 1	Front	0.357	0.115	<b>0.472</b>
	Back	0.628	0.137	<b>0.765</b>
CDMA BC1_Ant 0	Front	1.096	0.115	<b>1.211</b>
	Back	1.051	0.137	<b>1.188</b>
CDMA BC1_Ant 1	Front	0.834	0.115	<b>0.949</b>
	Back	0.917	0.137	<b>1.054</b>
CDMA BC10_Ant 0	Front	0.276	0.115	<b>0.391</b>
	Back	0.414	0.137	<b>0.551</b>
CDMA BC10_Ant 1	Front	0.263	0.115	<b>0.378</b>
	Back	0.382	0.137	<b>0.519</b>
LTE Band 7_Ant 2	Front	0.933	0.115	<b>1.048</b>
	Back	1.028	0.137	<b>1.165</b>
LTE Band 12_Ant 0	Front	0.241	0.115	<b>0.356</b>
	Back	0.341	0.137	<b>0.478</b>
LTE Band 12_Ant 1	Front	0.310	0.115	<b>0.425</b>
	Back	0.355	0.137	<b>0.492</b>
LTE Band 13_Ant 0	Front	0.371	0.115	<b>0.486</b>
	Back	0.476	0.137	<b>0.613</b>
LTE Band 13_Ant 1	Front	0.226	0.115	<b>0.341</b>
	Back	0.270	0.137	<b>0.407</b>
LTE Band 14_Ant 0	Front	0.407	0.115	<b>0.522</b>
	Back	0.512	0.137	<b>0.649</b>
LTE Band 14_Ant 1	Front	0.257	0.115	<b>0.372</b>
	Back	0.327	0.137	<b>0.464</b>
LTE Band 25_Ant 0	Front	1.094	0.115	<b>1.209</b>
	Back	1.021	0.137	<b>1.158</b>
LTE Band 25_Ant 1	Front	0.229	0.050	<b>0.279</b>
	Back	0.304	0.090	<b>0.394</b>
LTE Band 26_Ant 0	Front	0.389	0.115	<b>0.504</b>
	Back	0.572	0.137	<b>0.709</b>





LTE Band 26_Ant 1	Front	0.392	0.115	<b>0.507</b>
	Back	0.530	0.137	<b>0.667</b>
LTE Band 30_Ant 2	Front	1.163	0.115	<b>1.278</b>
	Back	1.174	0.137	<b>1.311</b>
LTE Band 30_Ant 3	Front	0.197	0.115	<b>0.312</b>
	Back	0.409	0.137	<b>0.546</b>
LTE Band 66_Ant 0	Front	0.785	0.115	<b>0.900</b>
	Back	0.687	0.137	<b>0.824</b>
LTE Band 66_Ant 1	Front	0.494	0.115	<b>0.609</b>
	Back	0.669	0.137	<b>0.806</b>
LTE Band 71_Ant 0	Front	0.157	0.115	<b>0.272</b>
	Back	0.216	0.137	<b>0.353</b>
LTE Band 71_Ant 1	Front	0.213	0.115	<b>0.328</b>
	Back	0.287	0.137	<b>0.424</b>
LTE Band 38_Ant 2	Front	0.513	0.115	<b>0.628</b>
	Back	0.560	0.137	<b>0.697</b>
LTE Band 41_Ant 2	Front	0.564	0.115	<b>0.679</b>
	Back	0.727	0.137	<b>0.864</b>

**17.4 Product Specific Exposure Conditions**

Exposure Position	1	2	3	4	5	6	7	1+2+3 Summed 10g SAR (W/kg)	1+2+5 Summed 10g SAR (W/kg)	1+4+7 Summed 10g SAR (W/kg)	1+5+7 Summed 10g SAR (W/kg)	1+6+7 Summed 10g SAR (W/kg)
	WWAN	2.4GHz WLAN Ant 0	2.4GHz WLAN Ant 1	5GHz WLAN Ant 0	5GHz WLAN Ant 1	5GHz WLAN Ant 0+1	Bluetooth Ant 0					
Front				2.045	0.762	2.045		<b>0.000</b>	<b>0.762</b>	<b>2.045</b>	<b>0.762</b>	<b>2.045</b>
Back				1.311	2.670	2.977		<b>0.000</b>	<b>2.670</b>	<b>1.311</b>	<b>2.670</b>	<b>2.977</b>
Right side				0.823	1.973	2.990		<b>0.000</b>	<b>1.973</b>	<b>0.823</b>	<b>1.973</b>	<b>2.990</b>
Top side				0.829	0.201	1.268		<b>0.000</b>	<b>0.201</b>	<b>0.829</b>	<b>0.201</b>	<b>1.268</b>

**Remark:**

1. According to KDB 648474 D04v01r03, for WWAN / 2.4GHz WLAN / Bluetooth SAR was excluded, due to Hotspot SAR was < 1.2W/kg.
2. According to KDB 941225 D06 v02r01, for 5GHz WLAN SAR was excluded for that position, due to transmitting antenna located larger 25mm from that surface or edge

**Test Engineer :** Bevis Chang, Iran Wang, Steven chang, Mood Huang, Thomas Wang and Tommy Chen



## **18. Uncertainty Assessment**

Per KDB 865664 D01 SAR measurement 100MHz to 6GHz, when the highest measured 1-g SAR within a frequency band is < 1.5 W/kg and the measured 10-g SAR within a frequency band is < 3.75 W/kg. The expanded SAR measurement uncertainty must be  $\leq 30\%$ , for a confidence interval of  $k = 2$ . If these conditions are met, extensive SAR measurement uncertainty analysis described in IEEE Std 1528-2013 is not required in SAR reports submitted for equipment approval. For this device, the highest measured 1-g SAR is less 1.5W/kg. Therefore, the measurement uncertainty table is not required in this report.

## **19. References**

- [1] FCC 47 CFR Part 2 "Frequency Allocations and Radio Treaty Matters; General Rules and Regulations"
- [2] ANSI/IEEE Std. C95.1-1992, "IEEE Standard for Safety Levels with Respect to Human Exposure to Radio Frequency Electromagnetic Fields, 3 kHz to 300 GHz", September 1992
- [3] IEEE Std. 1528-2013, "IEEE Recommended Practice for Determining the Peak Spatial-Average Specific Absorption Rate (SAR) in the Human Head from Wireless Communications Devices: Measurement Techniques", Sep 2013
- [4] SPEAG DASY System Handbook
- [5] FCC KDB 248227 D01 v02r02, "SAR Guidance for IEEE 802.11 (WiFi) Transmitters", Oct 2015.
- [6] FCC KDB 447498 D01 v06, "Mobile and Portable Device RF Exposure Procedures and Equipment Authorization Policies", Oct 2015
- [7] FCC KDB 648474 D04 v01r03, "SAR Evaluation Considerations for Wireless Handsets", Oct 2015.
- [8] FCC KDB 941225 D01 v03r01, "3G SAR MEAUREMENT PROCEDURES", Oct 2015
- [9] FCC KDB 941225 D05 v02r05, "SAR Evaluation Considerations for LTE Devices", Dec 2015
- [10] FCC KDB 941225 D05A v01r02, "Rel. 10 LTE SAR Test Guidance and KDB Inquiries", Oct 2015
- [11] FCC KDB 941225 D06 v02r01, "SAR Evaluation Procedures for Portable Devices with Wireless Router Capabilities", Oct 2015.
- [12] FCC KDB 865664 D01 v01r04, "SAR Measurement Requirements for 100 MHz to 6 GHz", Aug 2015.
- [13] FCC KDB 865664 D02 v01r02, "RF Exposure Compliance Reporting and Documentation Considerations" Oct 2015.
- [14] FCC KDB 941225 D07 v01r02, " SAR Evaluation Procedures for UMPC Mini-Tablet Devices", Oct 2015.