


## 1 Pictures of Test Arrangements

### 1.1 Conducted Emissions at Mains Ports

<Adapter Mode>




<USB Link Mode >







<Receiver Mode>




## 1.2 Radiated Emissions up to 1 GHz

<Adapter Mode>







<USB Link Mode>




<Receiver Mode>






### 1.3 Radiated Emissions above 1 GHz

<Adapter Mode>



<USB Link Mode>





<Receiver Mode>

