


## 11. SETUP PHOTOS

### ANTENNA PORT CONDUCTED RF MEASUREMENT SETUP




**RADIATED RF MEASUREMENT SETUP**

RADIATED FRONT PHOTO





RADIATED BACK PHOTO



**POWERLINE CONDUCTED EMISSIONS MEASUREMENT SETUP**

LINE CONDUCTED FRONT PHOTO





END OF REPORT