


APPENDIX 3: Photographs of test setup

Radiated Spurious Emission



Front



Rear (below 1 GHz)



Rear (above 1 GHz)



Worst Case Position


X-axis



Y-axis




-90 deg.



0 deg.



30 deg.



End of Report