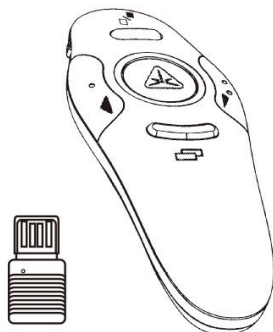


Wireless Presenter

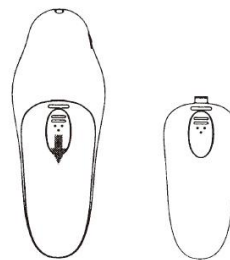
User's Manual



Model NO.: P10

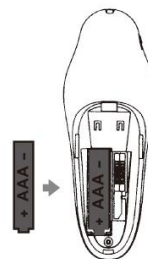
Open Battery Cover

Open the battery cover According to the arrow



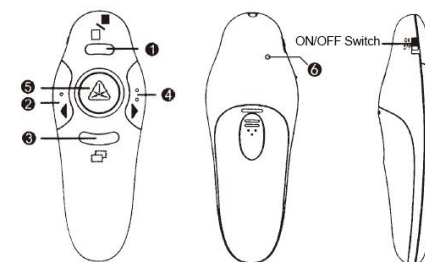
Install Battery and Storage Receiver

Attention mark of the battery



Can storage receiver into product

keys Definition



Button Function Description:

- 1 Button: Short press Blank screen / Return blank screen
- 2 Button: Page UP
- 3 Button: Short press Full screen /return full screen
- 4 Button: Page down
- 5 Button: Laser
- 5 Button+6 Button: Laser Light on

Mode Switching: Combo button ② + ④

- 1. The Default PPT Mode: PageUp and PageDown Keys (Page Turning Buttons for PowerPoint/keynote).
- 2. Prezi Mode: Left and Right Keys (Page Turning Buttons for prezi).
- 3. Web Browsing Mode: PageUp and PageDown Keys (Page Turning Buttons for Browser and Image Browsing Software).

无线演示器

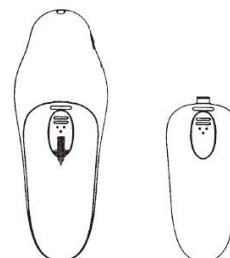
使用说明书



型号：P10

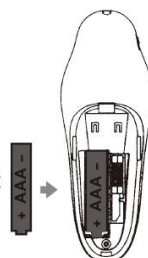
打开电池盖

依箭头方向用力
滑开电池盖



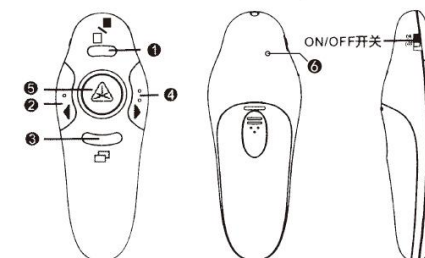
安装电池及收纳接收器

安装电池注意
电池正负极



接收器可收纳
进激光笔内

按键功能



按键功能说明

- 1按键：短按 黑屏/退出黑屏
- 2按键：上翻页
- 3按键：短按 全屏/退出全屏
- 4按键：下翻页
- 5按键：激光
- 5按键+6按键：激光长亮

模式切换

- ②+④
- ①上下键 (PowerPoint /Keynote翻页)
- ②左右 (Prezi翻页)
- ③PgUp/PgDn(浏览器和看图软件翻页)

This equipment has been tested and found to comply with the limits for a Class B digital device, pursuant to part 15 of the FCC Rules. These limits are designed to provide reasonable protection against harmful interference in a residential installation. This equipment generates, uses and can radiate radio frequency energy and, if not installed and used in accordance with the instructions, may cause harmful interference to radio communications. However, there is no guarantee that interference will not occur in a particular installation. If this equipment does cause harmful interference to radio or television reception, which can be determined by turning the equipment off and on, the user is encouraged to try to correct the interference by one or more of the following measures:

- Reorient or relocate the receiving antenna.
- Increase the separation between the equipment and receiver.
- Connect the equipment into an outlet on a circuit different from that to which the receiver is connected.
- Consult the dealer or an experienced radio/TV technician for help.

Caution: Any changes or modifications to this device not explicitly approved by manufacturer could void your authority to operate this equipment.

This device complies with part 15 of the FCC Rules. Operation is subject to the following two conditions:

(1) This device may not cause harmful interference, and (2) this device must accept any interference received, including interference that may cause undesired operation.

This equipment complies with FCC radiation exposure limits set forth for an uncontrolled environment. This transmitter must not be co-located or operating in conjunction with any other antenna or transmitter.