

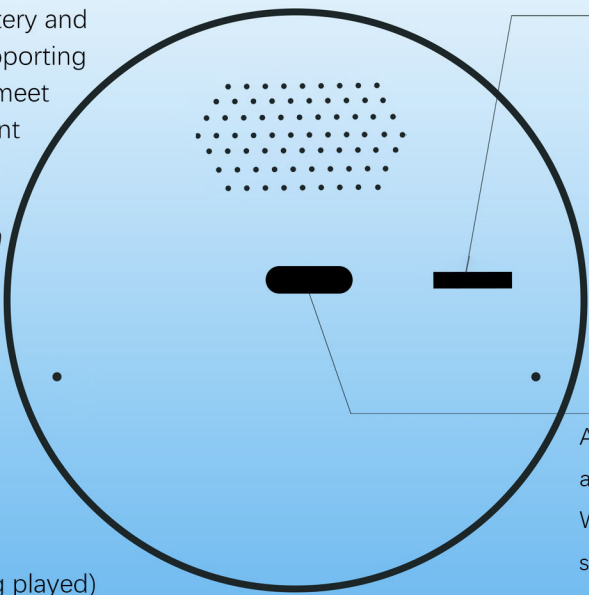
Product Introduction

This product adopts the innovative circular appearance design, Integrated 3D display technology, easy to use Interactive for personalized audio and video playback

Built-in high-efficiency battery and energy storage system, Supporting multiple media formats to meet Daily demand, entertainment demand.

Product specification

Type: round HD display
Resolution: 480x480 pixels
Display effect:3D movie and television
Battery capacity: 800mAh
Service time: 2-4 hours
(Depending on what is being played)
Memory capacity: 100MB
(Supporting video and picture storage)



Size: 2.76*2.76*2.76inch

Material housing

ABS plastic (environmental protection and wear-resistant)+transparent hemisphere

Dial key control

Middle: press for 3 seconds to turn on/off
Press to pause/play
Left dial: short toggle to switch the previous track, Long toggle to lower volume.
Right dial: short toggle to switch to the next track, Long toggle to increase volume.

USB cable (type-c) charging

Avoid long-term storage in high temperature and wet environment.
When cleaning, please wipe the screen and shell with a soft cloth
Do not use corrosive solvents.
After-sales Service: If you have any questions, please contact the customer service

Matters needing attention

WiFi showed white disconnection, upload failed, mobile phone re-connected. Green when mobile phone is connected to Wi-Fi, pictures/videos can be uploaded



Remarks: WIFI hot spot will be automatically turned on after each startup, If no mobile phone is connected to the hot spot, the hot spot will be automatically turned off after 1 minutes, The name of the hot spot is not displayed To turn on the hot spot again, restart the crystal ball



Warning!



Source of a fire!

Safety precautions:

Do not charge the product without supervision!

In case of improper operation, the crystal ball and battery will have serious fire risk

Please read the complete operation manual carefully before using the crystal ball

The crystal ball may emit heat during use

Operate the crystal ball only in a ventilated place and keep away from inflammables

Failure to comply with safety procedures may result in property damage or personal injury



Electronic ball

WiFi version

User Manual v2.0



FCC ID: 2BRWM-EB282-2

FCC Caution.
This device complies with part 15 of the FCC Rules. Operation is subject to the following two conditions:
(1) This device may not cause harmful interference, and
(2) this device must accept any interference received, including interference that may cause undesired operation.

Any Changes or modifications not expressly approved by the party responsible for compliance could void the user's authority to operate the equipment.

Note: This equipment has been tested and found to comply with the limits for a Class B digital device, pursuant to part 15 of the FCC Rules. These limits are designed to provide reasonable protection against harmful interference in a residential installation. This equipment generates uses and can radiate radio frequency energy and, if not installed and used in accordance with the instructions, may cause harmful interference to radio communications. However, there is no guarantee that interference will not occur in a particular installation. If this equipment does cause harmful interference to radio or television reception, which can be determined by turning the equipment off and on, the user is encouraged to try to correct the interference by one or more of the following measures:
-Reorient or relocate the receiving antenna.
-Increase the separation between the equipment and receiver.
-Connect the equipment into an outlet on a circuit different from that to which the receiver is connected.
-Consult the dealer or an experienced radio/TV technician for help.

***RF warning for Portable device:**
The device has been evaluated to meet general RF exposure requirement. The device can be used in portable exposure condition without restriction.

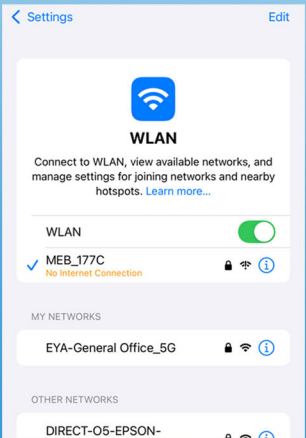
Material Change Guidelines

Select the picture/video file you like to save in the album

Scan QR code and download ihanfo software

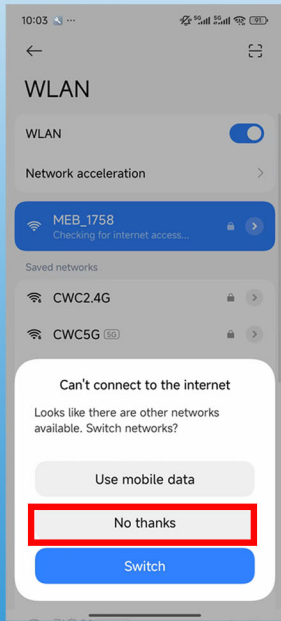
iPhone will jump to App store, Then download the software
Android scans the QR code and opens it with a browser,Then download the software

(1) Open the crystal ball, Mobile phone connection WIFI: MEB-XXXX (suffix is random four-bit character) Password: 12345678

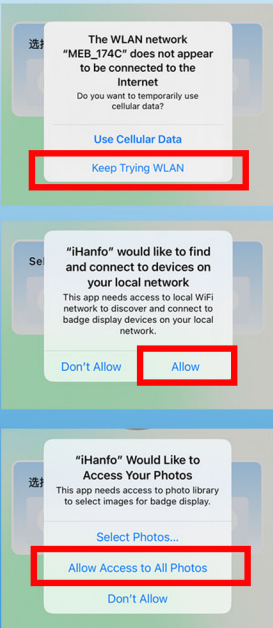


Unable to access the Internet after the mobile phone is connected to the product hot spot, So the phone will pop up the following confirmation interface and click the red box button

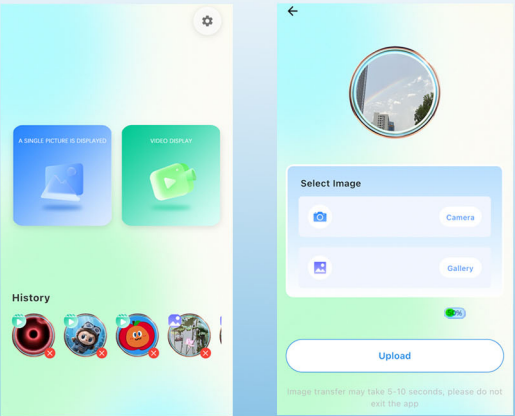
Android System Interface



Apple System Interface

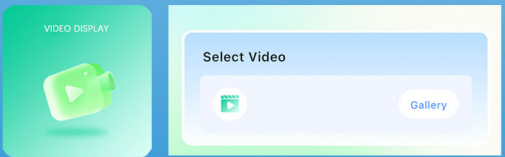


(2) Open the installed software and click "A Single picture is displaye" to enter the page of Figure 2, Click "Camera" to take picture directly and upload it to crystal ball for display, Click "Gallery" to select the picture upload display in the mobile phone album

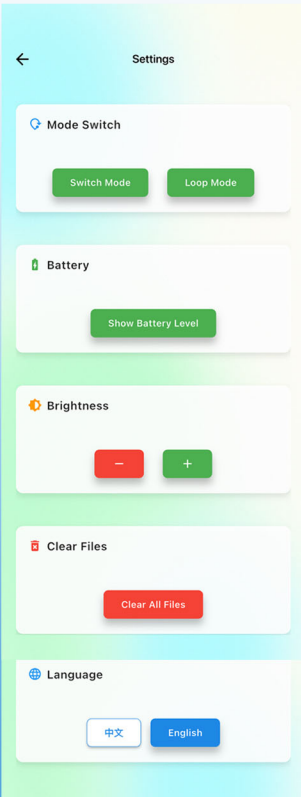


History: select the file to be deleted and click the Delete button under the icon, You can delete the selected file

(3) Click "Video Display" and "Gallery" to select the video in the mobile phone album, Click "Upload" to transmit to the crystal ball (the video duration shall not exceed 300s and free editing duration is available)



(4) Click the " " setting icon to set the crystal ball



Switch mode
Image/video mode switching

Loop mode
Single file loop play, sequential play, random play

When clicking " Show Battery Level", The screen will display the battery indicator

Brightness adjustment
Free "+" "-"

Clear Files: Delete all files

Language selection: Chinese/English

