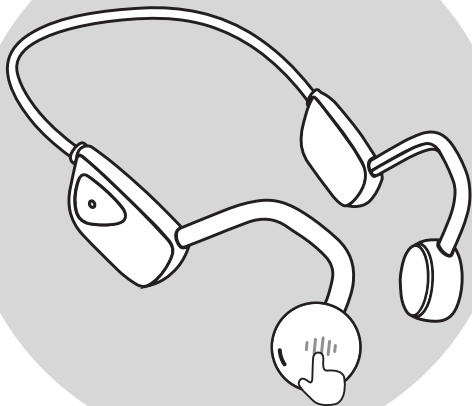


# GIZNITY



## **TalkiePods K1**

User Manual

# What's in the Box?

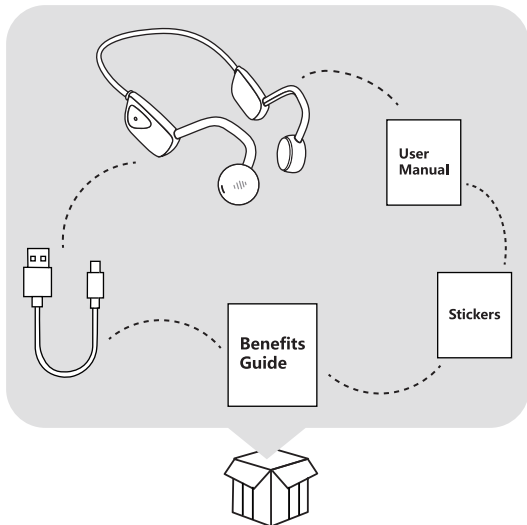
Open-ear Headphones ×1

Type-C Charging Cable ×1

Benefits Guide ×1

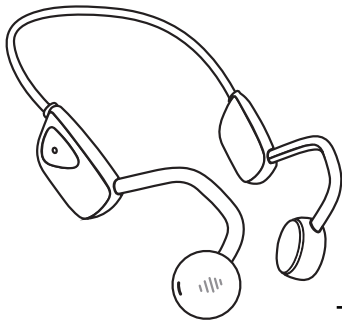
User Manual ×1

Stickers ×1



Contact us : [support@giznity.com](mailto:support@giznity.com)

# Quick Start Guide



## ● **Wear**

Comfortable,  
breathable

---



## ● **Power On**

Hold Volume + for 3s

## ● **Power Off**

Hold Volume + for 5s



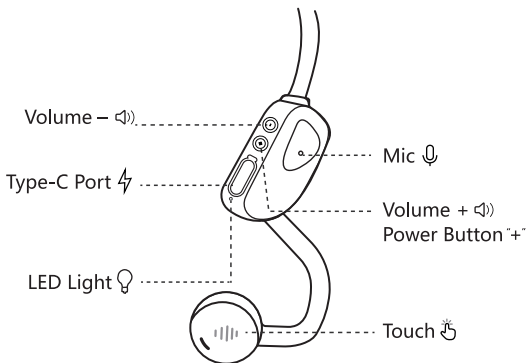
## ● **Pairing**

LED flashes red/blue

Select

'GIZNITY TalkiePods K1'

# Controls Overview



	Quick Press x1	Quick Press x2	Hold 2s	Hold 3s	Hold 5s
<b>Volume +</b>	Volume Up	—	Next Track	Power On LED blue	Power Off LED red
<b>Volume -</b>	Volume Down	—	Previous Track	—	—
<b>Touch</b>	Play/Pause Answer Call	Hang Up Decline Call	—	—	—

# Function Table

Function	Status	LED
Dual Connection	Pair phone A, switch its Bluetooth off, pair phone B, switch A back on — both now linked.	red/blue
Low Battery	Headphones announce “Battery low” when under 3.3V.	Flashes once per second
Charging	About 1.5 hours to fully charge.	LED red stays on
Fully Charged	—	LED blue stays on
Factory Reset	Hold V+ and V- for 5s.	LED blue flashes twice
Charging shutdown	Just plug in Type-C charger; the headphones will turn off automatically.	LED red stays on for 1s

# SAFETY & CARE



Begin every listening session at a low volume and avoid extended listening at high levels.



Water-resistance rating: IP54. Do not immerse the headphones.



Use a standard 5V charger. Never charge the headphones while they are damp.



Wipe with a dry cloth only. Avoid alcohol-based or solvent cleaners.



Children must not attempt to dismantle the headphones.



An adult should supervise app use and assist with the initial account set-up.



**WARNING: CHOKING HAZARD**  
– SMALL PARTS. Not for children under 3 years.



# Hearing Protection

## Hearing Protection:

- Meets WHO Safe Listening Guidelines — up to **85 dB** for no more than 8 hours per day.
- Healthy-Ear Tip — Give your ears a 10-minute break every hour and keep the volume as low as comfortably possible.

**Parental Control:** Parents can manage volume levels and set listening time limits. See the **Benefits Guide** for step-by-step instructions.

- Toddler Soft Mode — 75 dB max
- Daily Routine Mode — 85 dB max (default)
- Temporary Boost Mode — 94 dB max for planes and subways. After 15 minutes the level automatically drops back to 85 dB for safer listening.

**Parental Control—all built  
into the JusTalk Apps**



# FCC Statement

Changes or modifications not expressly approved by the party responsible for compliance could void the user's authority to operate the equipment.

This equipment has been tested and found to comply with the limits for a Class B digital device, pursuant to Part 15 of the FCC rules. These limits are designed to provide reasonable protection against harmful interference in a residential installation. This equipment generates, uses, and can radiate radio frequency energy and, if not installed and used in accordance with the instructions, may cause harmful interference to radio communications. However, there is no guarantee that interference will not occur in a particular installation. If this equipment does cause harmful interference to radio or television reception, which can be determined by turning the equipment off and on, the user is encouraged to try to correct the interference by one or more of the following measures:

- Reorient or relocate the receiving antenna.
- Increase the separation between the equipment and receiver.
- Connect the equipment into an outlet on a circuit different from that to which the receiver is connected.
- Consult the dealer or an experienced radio/TV technician for help.

This device complies with part 15 of the FCC rules.  
Operation is subject to the following two conditions

- (1) This device may not cause harmful interference.
- (2) This device must accept any interference received, including interference that may cause undesired operation.