
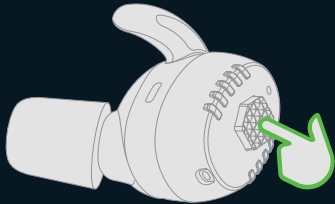


说明书：157g 铜版纸 4C+2专印刷 双面印刷  
PANTONE 802C PANTONE 5315C



MODEL: E30

MODE SWITCH

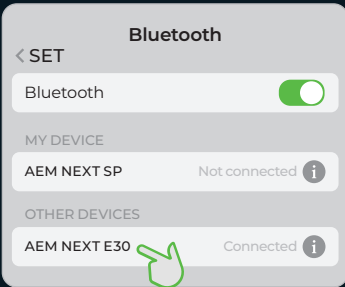


There are 3 modes of the Earplug

MODE 1	1x magnification mode
MODE 2	2x magnification mode
MODE 3	Silent mode (work as a passive earplug)

1 The earphones will automatically turn on when taken out of the charging case, and turn off when placed back.  
2 Click and hold for 2s the button to switch the mode.  
3 Press and hold for 4s to manually shut down.

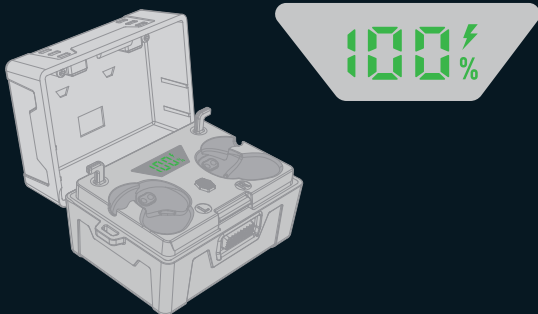
PAIRING MODE



The earphones will automatically enter pairing mode when taken out of the charging case. Simply search for E30 on your phone and click on it.


After successful Bluetooth pairing, click once to play or paused music, double-click for "Next", and triple click for "Previous".



CASE CHARGING



The screen displays the remaining battery level in real-time, and the lightning icon will continue to flash when charging.

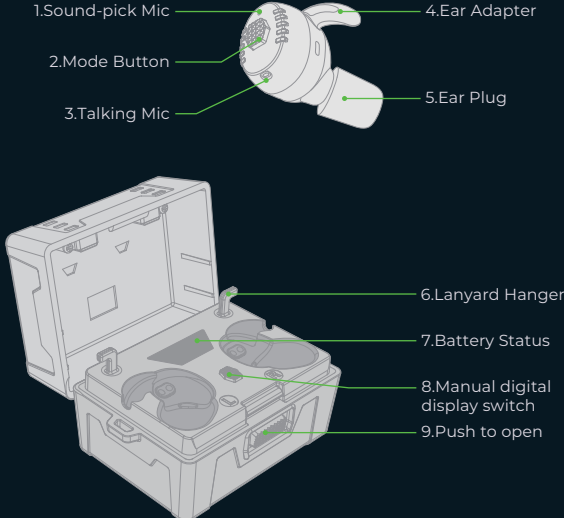
EARBUBS CHARGING




Led status	LED	Battery Status
On		Charging
Off		Charging Complete

\* When the earbuds are charged, the indicator light of the charging box will be synchronized with the indicator light of the earbuds.

PRODUCT DIAGRAM



SPECIFICATION

MODEL	E30
Worktime for earbubs	About 6hr
Chargeing time	Approx 2hr
Input	4.5V  1A
Battery	60 mAh (for earbubs)
	450 mAh (for charging case)
Working Time	40 hours
Charging Port	Type C

WARNING

1. Never disassemble or modify your earplugs or charging case for any reason.  
2. Do not store earplugs or charging case in extreme temperatures ( Below 32 °F or 110 °F ).  
3. Recharge before use if earplugs are left unused for over two weeks.  
4. Do not use harsh chemicals to clean earplugs or charging case.  
5. Keep earplugs and charging case dry.

NOISE REDUCTION RATING


31 DECIBELS

(When Used As Directed)

The range of noise reduction ratings for existing hearing protectors is approximately 0 to 31 (Higher numbers denote greater effectiveness)

MODEL: E30

Federal law prohibits removal of this label prior to purchase



Label required by U.S. E.P.A regulation 40 cfr part 211 subpart B

This device complies with part 15 of the FCC rules. Operation is subject to the following two conditions

(1) this device may not cause harmful interference, and

(2) this device must accept any interference received, including interference that may cause undesired operation.

Changes or modifications not expressly approved by the party responsible for compliance could void the user's authority to operate the equipment