

# FCC Test Report

Report No.: AGC00267250201FR04

**FCC ID** : 2BRL8-ZYU-JM320

**APPLICATION PURPOSE** : Original Equipment

**PRODUCT DESIGNATION** : Smart Mirror

**BRAND NAME** : N/A

**MODEL NAME** : ZYU-JM320, ZYU-JM210, ZYU-JM230, ZYU-JM270,  
ZYU-JM430, ZYU-JM550

**APPLICANT** : ZYO Smart Display Tech. Co., LTD

**DATE OF ISSUE** : May 12, 2025

**STANDARD(S)** : FCC Part 15 Subpart E §15.407

**REPORT VERSION** : V1.0

Attestation of Global Compliance (Shenzhen) Co., Ltd



Any report having not been signed by authorized approver, or having been altered without authorization, or having not been stamped by the "Dedicated Testing/Inspection Stamp" is deemed to be invalid. Copying or excerpting portion of, or altering the content of the report is not permitted without the written authorization of AGC. The test results presented in the report apply only to the tested sample. Any objections to report issued by AGC should be submitted to AGC within 15days after the issuance of the test report. Further enquiry of validity or verification of the test report should be addressed to AGC by agc01@agccert.com.

Attestation of Global Compliance(Shenzhen)Co., Ltd  
Attestation of Global Compliance(Shenzhen)Std & Tech Co., Ltd  
Tel: +86-755 2523 4088 E-mail: agc@agccert.com Web: <http://www.agccert.com/>



**Report Revise Record**

Report Version	Revise Time	Issued Date	Valid Version	Notes
V1.0	/	May 12, 2025	Valid	Initial Release

Any report having not been signed by authorized approver, or having been altered without authorization, or having not been stamped by the “Dedicated Testing/Inspection Stamp” is deemed to be invalid. Copying or excerpting portion of, or altering the content of the report is not permitted without the written authorization of AGC. The test results presented in the report apply only to the tested sample. Any objections to report issued by AGC should be submitted to AGC within 15days after the issuance of the test report. Further enquiry of validity or verification of the test report should be addressed to AGC by agc01@agccert.com.

Attestation of Global Compliance(Shenzhen)Co., Ltd  
Attestation of Global Compliance(Shenzhen)Std & Tech Co., Ltd  
Tel: +86-755 2523 4088 E-mail: agc@agccert.com Web: <http://www.agccert.com/>

## Table of Contents

<b>1. General Information .....</b>	<b>5</b>
<b>2. Product Information .....</b>	<b>6</b>
2.1 Product Technical Description .....	6
2.2 Table of Carrier Frequency .....	7
2.3 IEEE 802.11n Modulation Scheme .....	10
2.4 Related Submittal(S) / Grant (S) .....	11
2.5 Test Methodology .....	11
2.6 Special Accessories .....	11
2.7 Equipment Modifications .....	11
2.8 Antenna Requirement .....	11
2.9 Description of Test Software .....	12
<b>3. Test Environment .....</b>	<b>14</b>
3.1 Address of The Test Laboratory .....	14
3.2 Test Facility .....	14
3.3 Environmental Conditions .....	15
3.4 Measurement Uncertainty .....	15
3.5 List of Equipment Used .....	16
<b>4. System Test Configuration .....</b>	<b>18</b>
4.1 EUT Configuration .....	18
4.2 EUT Exercise .....	18
4.3 Configuration of Tested System .....	18
4.4 Equipment Used in Tested System .....	18
4.5 Summary of Test Results .....	19
<b>5. Description of Test Modes .....</b>	<b>20</b>
<b>6. Duty Cycle Measurement .....</b>	<b>23</b>
<b>7. RF Output Power Measurement .....</b>	<b>29</b>
7.1 Provisions Applicable .....	29
7.2 Measurement Procedure .....	29
7.3 Measurement Setup (Block Diagram of Configuration) .....	29
7.4 Measurement Result .....	30
<b>8. 6dB&amp;26dB Bandwidth Measurement .....</b>	<b>32</b>
8.1 Provisions Applicable .....	32
8.2 Measurement Procedure .....	32
8.3 Measurement Setup (Block Diagram of Configuration) .....	32
8.4 Measurement Results .....	33

Any report having not been signed by authorized approver, or having been altered without authorization, or having not been stamped by the "Dedicated Testing/Inspection Stamp" is deemed to be invalid. Copying or excerpting portion of, or altering the content of the report is not permitted without the written authorization of AGC. The test results presented in the report apply only to the tested sample. Any objections to report issued by AGC should be submitted to AGC within 15days after the issuance of the test report. Further enquiry of validity or verification of the test report should be addressed to AGC by [agc01@agccert.com](mailto:agc01@agccert.com).

<b>9. Power Spectral Density Measurement.....</b>	<b>72</b>
9.1 Provisions Applicable .....	72
9.2 Measurement Procedure.....	72
9.3 Measurement Setup (Block Diagram of Configuration) .....	72
9.4 Measurement Result .....	73
<b>10. Conducted Band Edge and Out-of-Band Emissions.....</b>	<b>106</b>
10.1 Provisions Applicable .....	106
10.2 Measurement Procedure.....	106
10.3 Measurement Setup (Block Diagram of Configuration) .....	107
10.4 Measurement Results .....	108
<b>11. Radiated Spurious Emission .....</b>	<b>152</b>
11.1 Measurement Limit .....	152
11.2 Measurement Procedure .....	153
11.3 Measurement Setup (Block Diagram of Configuration) .....	155
11.4 Measurement Result .....	156
<b>12. AC Power Line Conducted Emission Test.....</b>	<b>188</b>
12.1 Measurement limit .....	188
12.2 Block Diagram of Line Conducted Emission Test .....	188
12.3 Preliminary Procedure of Line Conducted Emission Test.....	189
12.4 Final Procedure of Line Conducted Emission Test.....	189
12.5 Test Result of Line Conducted Emission Test.....	190
<b>Appendix I: Photographs of Test Setup.....</b>	<b>192</b>
<b>Appendix II: Photographs of EUT.....</b>	<b>192</b>

Any report having not been signed by authorized approver, or having been altered without authorization, or having not been stamped by the “Dedicated Testing/Inspection Stamp” is deemed to be invalid. Copying or excerpting portion of, or altering the content of the report is not permitted without the written authorization of AGC. The test results presented in the report apply only to the tested sample. Any objections to report issued by AGC should be submitted to AGC within 15days after the issuance of the test report. Further enquiry of validity or verification of the test report should be addressed to AGC by agc01@agccert.com.

## 1. General Information

Applicant	ZYO Smart Display Tech. Co., LTD
Address	12-13F, C bldg, Zhongyu Green Industrial Park, Guangming, SZ 518107, China.
Manufacturer	ZYO Smart Display Tech. Co., LTD
Address	12-13F, C bldg, Zhongyu Green Industrial Park, Guangming, SZ 518107, China.
Factory	ZYO Smart Display Tech. Co., LTD
Address	12-13F, C bldg, Zhongyu Green Industrial Park, Guangming, SZ 518107, China.
Product Designation	Smart Mirror
Brand Name	N/A
Test Model	ZYU-JM320
Series Model(s)	ZYU-JM210, ZYU-JM230, ZYU-JM270, ZYU-JM430, ZYU-JM550
Difference Description	All the same except for the model names and colors.
Date of receipt of test item	Feb. 26, 2025
Date of Test	Apr. 07, 2025~May 12, 2025
Deviation from Standard	No any deviation from the test method
Condition of Test Sample	Normal
Test Result	Pass
Test Report Form No	AGCER-FCC-5G WLAN-V1

Note: The test results of this report relate only to the tested sample identified in this report.

Prepared By

*Jack Gui*

Jack Gui  
(Project Engineer)

May 12, 2025

Reviewed By

*Bibo Zhang*

Bibo Zhang  
(Reviewer)

May 12, 2025

Approved By

*Angela Li*

Angela Li  
(Authorized Officer)

May 12, 2025

Any report having not been signed by authorized approver, or having been altered without authorization, or having not been stamped by the "Dedicated Testing/Inspection Stamp" is deemed to be invalid. Copying or excerpting portion of, or altering the content of the report is not permitted without the written authorization of AGC. The test results presented in the report apply only to the tested sample. Any objections to report issued by AGC should be submitted to AGC within 15days after the issuance of the test report. Further enquiry of validity or verification of the test report should be addressed to AGC by agc01@agccert.com.

Attestation of Global Compliance(Shenzhen)Co., Ltd

Attestation of Global Compliance(Shenzhen)Std & Tech Co., Ltd

Tel: +86-755 2523 4088 E-mail: agc@agccert.com Web: http://www.agccert.com/

## 2. Product Information

### 2.1 Product Technical Description

Equipment Type	<input type="checkbox"/> Outdoor access points <input type="checkbox"/> Fixed P2P access points	<input type="checkbox"/> Indoor access points <input checked="" type="checkbox"/> Client devices
Operation Frequency	<input checked="" type="checkbox"/> U-NII 1:5150MHz~5250MHz <input checked="" type="checkbox"/> U-NII 2C:5470MHz~5725MHz	<input checked="" type="checkbox"/> U-NII 2A: 5250MHz~5350MHz <input checked="" type="checkbox"/> U-NII 3: 5725MHz~5850MHz
DFS Design Type	<input type="checkbox"/> Master <input type="checkbox"/> Slave with radar detection <input checked="" type="checkbox"/> Slave without radar detection	
TPC Function	<input type="checkbox"/> Yes <input checked="" type="checkbox"/> No	
Hardware Version	Android 12.0	
Software Version	1.20.1	
Test Frequency Range	For 802.11a/n-HT20/ac-VHT20: 5180~5240MHz/5260~5320MHz/5500~5720MHz/5745~5825MHz; For 802.11n-HT40/ac-VHT40: 5190~5230MHz/5270~5310MHz/5510~5710MHz/5755~5795MHz; For 802.11ac-VHT80: 5210MHz/5290MHz/5530~5690MHz/5775MHz	
RF Output Power	802.11a:14.24dBm,802.11n(HT20):13.68dBm; 802.11n(HT40):12.45dBm; 802.11ac (VHT20):13.71dBm;802.11ac (VHT40):14.24dBm; 802.11ac (VHT80):11.15dBm	
Modulation	802.11a/n:(64-QAM, 16-QAM, QPSK, BPSK) OFDM 802.11ac :(256-QAM, 64-QAM, 16-QAM, QPSK, BPSK) OFDM 802.11ax :(1024-QAM,256-QAM, 64-QAM, 16-QAM, QPSK, BPSK) OFDMA	
Data Rate	802.11a:6/9/12/18/24/36/48/54Mbps; 802.11n: up to 300Mbps; 802.11ac: up to 866.6Mbps;	
Number of channels	7 channels of U-NII-1 Band;8 channels of U- NII-2A Band 18 channels of U-NII-2C Band;8 channels of U- NII 3 Band	
Antenna Designation	Columnar antenna	
Antenna Gain	1.482dBi	
Power Supply	AC 120V 60Hz	

Any report having not been signed by authorized approver, or having been altered without authorization, or having not been stamped by the "Dedicated Testing/Inspection Stamp" is deemed to be invalid. Copying or excerpting portion of, or altering the content of the report is not permitted without the written authorization of AGC. The test results presented in the report apply only to the tested sample. Any objections to report issued by AGC should be submitted to AGC within 15days after the issuance of the test report. Further enquiry of validity or verification of the test report should be addressed to AGC by agc01@agccert.com.

## 2.2 Table of Carrier Frequency

For 5180~5240MHz:

4 channels are provided for 802.11a, 802.11n (HT20), 802.11ac (VHT20):

Channel	Frequency	Channel	Frequency
36	5180 MHz	44	5220 MHz
40	5200 MHz	48	5240 MHz

2 channels are provided for 802.11n (HT40), 802.11ac (VHT40):

Channel	Frequency	Channel	Frequency
38	5190 MHz	46	5230 MHz

1 channel is provided for 802.11ac (VHT80):

Channel	Frequency	Channel	Frequency
42	5210 MHz	--	--

For 5260~5320MHz:

5 channels are provided for 802.11a, 802.11n (HT20), 802.11ac (VHT20):

Channel	Frequency	Channel	Frequency
52	5260 MHz	60	5300 MHz
56	5280 MHz	64	5320 MHz

2 channels are provided for 802.11n (HT40), 802.11ac (VHT40):

Channel	Frequency	Channel	Frequency
54	5270 MHz	62	5310 MHz

1 channel is provided for 802.11ac (VHT80):

Channel	Frequency	Channel	Frequency
58	5290 MHz	--	--

Any report having not been signed by authorized approver, or having been altered without authorization, or having not been stamped by the "Dedicated Testing/Inspection Stamp" is deemed to be invalid. Copying or excerpting portion of, or altering the content of the report is not permitted without the written authorization of AGC. The test results presented in the report apply only to the tested sample. Any objections to report issued by AGC should be submitted to AGC within 15days after the issuance of the test report. Further enquiry of validity or verification of the test report should be addressed to AGC by agc01@agccert.com.

**For 5500~5700MHz:**

**11 channels are provided for 802.11a, 802.11n (HT20), 802.11ac (VHT20):**

Channel	Frequency	Channel	Frequency
100	5500 MHz	124	5620 MHz
104	5520 MHz	128	5640 MHz
108	5540 MHz	132	5660 MHz
112	5560 MHz	136	5680 MHz
116	5580 MHz	140	5700 MHz
120	5600 MHz		

**5 channels are provided for 802.11n (HT40), 802.11ac (VHT40):**

Channel	Frequency	Channel	Frequency
102	5510 MHz	126	5630 MHz
110	5550 MHz	134	5670 MHz
118	5590 MHz		

**2 channel is provided for 802.11ac (VHT80):**

Channel	Frequency	Channel	Frequency
106	5530 MHz	122	5610 MHz

Any report having not been signed by authorized approver, or having been altered without authorization, or having not been stamped by the “Dedicated Testing/Inspection Stamp” is deemed to be invalid. Copying or excerpting portion of, or altering the content of the report is not permitted without the written authorization of AGC. The test results presented in the report apply only to the tested sample. Any objections to report issued by AGC should be submitted to AGC within 15days after the issuance of the test report. Further enquiry of validity or verification of the test report should be addressed to AGC by agc01@agccert.com.



**For 5745~5825MHz:**

**5 channels are provided for 802.11a, 802.11n (HT20), 802.11ac (VHT20):**

Channel	Frequency	Channel	Frequency
149	5745 MHz	161	5805 MHz
153	5765 MHz	165	5825 MHz
157	5785 MHz	--	--

**2 channels are provided for 802.11n (HT40), 802.11ac (VHT40):**

Channel	Frequency	Channel	Frequency
151	5755 MHz	159	5795 MHz

**1 channel is provided for 802.11ac (VHT80),:**

Channel	Frequency	Channel	Frequency
155	5775 MHz	--	--

Any report having not been signed by authorized approver, or having been altered without authorization, or having not been stamped by the "Dedicated Testing/Inspection Stamp" is deemed to be invalid. Copying or excerpting portion of, or altering the content of the report is not permitted without the written authorization of AGC. The test results presented in the report apply only to the tested sample. Any objections to report issued by AGC should be submitted to AGC within 15days after the issuance of the test report. Further enquiry of validity or verification of the test report should be addressed to AGC by agc01@agccert.com.

### 2.3 IEEE 802.11n Modulation Scheme

MCS Index	N <sub>ss</sub>	Modulation	R	N <sub>BPSC</sub>	N <sub>CBPS</sub>		N <sub>DBPS</sub>		Data rate (Mbps)	
					20MHz	40MHz	20MHz	40MHz	800nsGI	
0	1	BPSK	1/2	1	52	108	26	54	6.5	13.5
1	1	QPSK	1/2	2	104	216	52	108	13.0	27.0
2	1	QPSK	3/4	2	104	216	78	162	19.5	40.5
3	1	16-QAM	1/2	4	208	432	104	216	26.0	54.0
4	1	16-QAM	3/4	4	208	432	156	324	39.0	81.0
5	1	64-QAM	2/3	6	312	648	208	432	52.0	108.0
6	1	64-QAM	3/4	6	312	648	234	489	58.5	121.5
7	1	64-QAM	5/6	6	312	648	260	540	65.0	135.0

Symbol	Explanation
NSS	Number of spatial streams
R	Code rate
NBPSC	Number of coded bits per single carrier
NCBPS	Number of coded bits per symbol
NDBPS	Number of data bits per symbol
GI	Guard interval

Any report having not been signed by authorized approver, or having been altered without authorization, or having not been stamped by the "Dedicated Testing/Inspection Stamp" is deemed to be invalid. Copying or excerpting portion of, or altering the content of the report is not permitted without the written authorization of AGC. The test results presented in the report apply only to the tested sample. Any objections to report issued by AGC should be submitted to AGC within 15days after the issuance of the test report. Further enquiry of validity or verification of the test report should be addressed to AGC by agc01@agccert.com.

## 2.4 Related Submittal(S) / Grant (S)

This submittal(s) (test report) is intended for **FCC ID: 2BRL8-ZYU-JM320** filing to comply with the FCC Part 15 requirements.

## 2.5 Test Methodology

No.	Identity	Document Title
1	FCC 47 CFR Part 2	Frequency allocations and radio treaty matters; general rules and regulations
2	FCC 47 CFR Part 15	Radio Frequency Devices
3	ANSI C63.10-2013	American National Standard for Testing Unlicensed Wireless Devices
4	KDB 662911	662911 D01 Multiple Transmitter Output v02r01
5	KDB 789033	789033 D02 General U-NII Test Procedures New Rules v02r01

## 2.6 Special Accessories

Refer to section 4.4.

## 2.7 Equipment Modifications

Not available for this EUT intended for grant.

## 2.8 Antenna Requirement

Standard Requirement
<b>15.203 requirement:</b> An intentional radiator shall be designed to ensure that no antenna other than that furnished by the responsible party shall be used with the device. The use of a permanently attached antenna or of an antenna that uses a unique coupling to the intentional radiator, the manufacturer may design the unit so that a broken antenna can be replaced by the user, but the use of a standard antenna jack or electrical connector is prohibited.
<b>EUT Antenna:</b> The non-detachable antenna inside the device cannot be replaced by the user at will. The gain of the antenna is 1.482dBi.

Any report having not been signed by authorized approver, or having been altered without authorization, or having not been stamped by the "Dedicated Testing/Inspection Stamp" is deemed to be invalid. Copying or excerpting portion of, or altering the content of the report is not permitted without the written authorization of AGC. The test results presented in the report apply only to the tested sample. Any objections to report issued by AGC should be submitted to AGC within 15 days after the issuance of the test report. Further enquiry of validity or verification of the test report should be addressed to AGC by agc01@agccert.com.

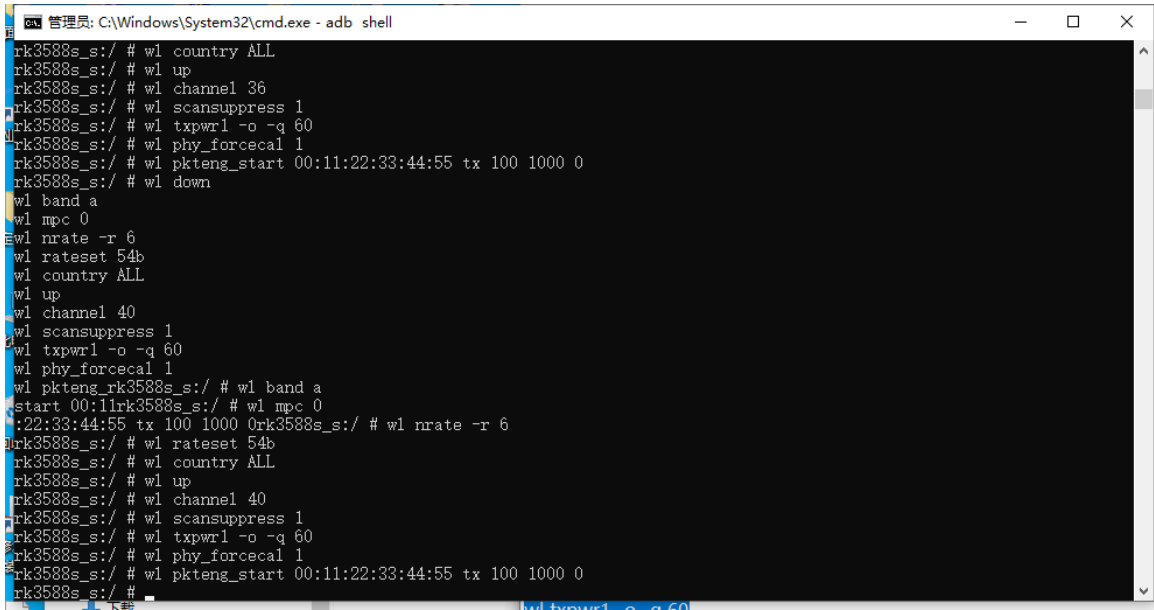
Attestation of Global Compliance(Shenzhen)Co., Ltd  
Attestation of Global Compliance(Shenzhen)Std & Tech Co., Ltd  
Tel: +86-755 2523 4088 E-mail: agc@agccert.com Web: http://www.agccert.com/

## 2.9 Description of Test Software

### For IEEE 802.11 mode:

The test utility software used during testing was “adb”, and the version was “V1.0”.

Software Setting Diagram



```

rk3588s_s:/ # wl country ALL
rk3588s_s:/ # wl up
rk3588s_s:/ # wl channel 36
rk3588s_s:/ # wl scansuppress 1
rk3588s_s:/ # wl txpwr1 -o -q 60
rk3588s_s:/ # wl phy_forcecal 1
rk3588s_s:/ # wl pkteng_start 00:11:22:33:44:55 tx 100 1000 0
rk3588s_s:/ # wl down
wl band a
wl mpc 0
wl nrate -r 6
wl rateset 54b
wl country ALL
wl up
wl channel 40
wl scansuppress 1
wl txpwr1 -o -q 60
wl phy_forcecal 1
wl pkteng_start 00:11:22:33:44:55 tx 100 1000 0
rk3588s_s:/ # wl mpc 0
rk3588s_s:/ # wl nrate -r 6
rk3588s_s:/ # wl rateset 54b
rk3588s_s:/ # wl country ALL
rk3588s_s:/ # wl up
rk3588s_s:/ # wl channel 40
rk3588s_s:/ # wl scansuppress 1
rk3588s_s:/ # wl txpwr1 -o -q 60
rk3588s_s:/ # wl phy_forcecal 1
rk3588s_s:/ # wl pkteng_start 00:11:22:33:44:55 tx 100 1000 0
rk3588s_s:/ #
  
```

Test Mode 5150MHz~5250MHz	Channel	Power Index
		ANT 1
802.11a	L/M/H	60
802.11n(HT20)	L/M/H	59
802.11n(HT40)	L/M/H	53
802.11ac(VHT20)	L/M/H	59
802.11ac(VHT40)	L/M/H	53
802.11ac(VHT80)	L/M/H	47
Test Mode 5250MHz~5350MHz	Channel	Power Index
		ANT 1
802.11a	L/M/H	60
802.11n(HT20)	L/M/H	59
802.11n(HT40)	L/M/H	53
802.11ac(VHT20)	L/M/H	59
802.11ac(VHT40)	L/M/H	53
802.11ac(VHT80)	L/M/H	47
Test Mode 5470MHz~5725MHz	Channel	Power Index
		ANT 1
802.11a	L/M/H	65
802.11n(HT20)	L/M/H	64

Any report having not been signed by authorized approver, or having been altered without authorization, or having not been stamped by the “Dedicated Testing/Inspection Stamp” is deemed to be invalid. Copying or excerpting portion of, or altering the content of the report is not permitted without the written authorization of AGC. The test results presented in the report apply only to the tested sample. Any objections to report issued by AGC should be submitted to AGC within 15days after the issuance of the test report. Further enquiry of validity or verification of the test report should be addressed to AGC by agc01@agccert.com.

802.11n(HT40)	L/M/H	59
802.11ac(VHT20)	L/M/H	64
802.11ac(VHT40)	L/M/H	59
802.11ac(VHT80)	L/M/H	55
Test Mode 5725MHz~5850MHz	Channel	Power Index
		ANT 1
802.11a	L/M/H	67
802.11n(HT20)	L/M/H	66
802.11n(HT40)	L/M/H	66
802.11ac(VHT20)	L/M/H	66
802.11ac(VHT40)	L/M/H	66
802.11ac(VHT80)	L/M/H	66

Any report having not been signed by authorized approver, or having been altered without authorization, or having not been stamped by the “Dedicated Testing/Inspection Stamp” is deemed to be invalid. Copying or excerpting portion of, or altering the content of the report is not permitted without the written authorization of AGC. The test results presented in the report apply only to the tested sample. Any objections to report issued by AGC should be submitted to AGC within 15days after the issuance of the test report. Further enquiry of validity or verification of the test report should be addressed to AGC by agc01@agccert.com.

### 3. Test Environment

#### 3.1 Address of The Test Laboratory

Laboratory: Attestation of Global Compliance (Shenzhen) Co., Ltd.

Address: 1-2/F, Building 19, Junfeng Industrial Park, Chongqing Road, Heping Community, Fuhai Street, Bao'an District, Shenzhen, Guangdong, China

#### 3.2 Test Facility

The test facility is recognized, certified, or accredited by the following organizations:

##### **CNAS-Lab Code: L5488**

Attestation of Global Compliance (Shenzhen) Co., Ltd. has been assessed and proved to follow CNAS-CL01 Accreditation Criteria for Testing and Calibration Laboratories (identical to ISO/IEC17025: 2017 General Requirements for the Competence of Testing and Calibration Laboratories.)

##### **A2LA-Lab Cert. No.: 5054.02**

Attestation of Global Compliance (Shenzhen) Co., Ltd. EMC Laboratory has been accredited by A2LA for technical competence in the field of electrical testing, and proved to follow ISO/IEC 17025: 2017 General Requirements for the Competence of Testing and Calibration Laboratories and any additional program requirements in the identified field of testing.

##### **FCC-Registration No.: 975832**

Attestation of Global Compliance (Shenzhen) Co., Ltd. EMC Laboratory has been registered and fully described in a report filed with the FCC (Federal Communications Commission). The acceptance letter from the FCC is maintained in our files with Registration 975832.

##### **IC-Registration No.: 24842 (CAB identifier: CN0063)**

Attestation of Global Compliance (Shenzhen) Co., Ltd. EMC Laboratory has been registered and fully described in a report filed with the Certification and Engineering Bureau of Industry Canada. The acceptance letter from the IC is maintained in our files with Registration 24842.

Any report having not been signed by authorized approver, or having been altered without authorization, or having not been stamped by the "Dedicated Testing/Inspection Stamp" is deemed to be invalid. Copying or excerpting portion of, or altering the content of the report is not permitted without the written authorization of AGC. The test results presented in the report apply only to the tested sample. Any objections to report issued by AGC should be submitted to AGC within 15days after the issuance of the test report. Further enquiry of validity or verification of the test report should be addressed to AGC by [agc01@agccert.com](mailto:agc01@agccert.com).

Attestation of Global Compliance(Shenzhen)Co., Ltd  
Attestation of Global Compliance(Shenzhen)Std & Tech Co., Ltd  
Tel: +86-755 2523 4088 E-mail: [agc@agccert.com](mailto:agc@agccert.com) Web: <http://www.agccert.com/>

### 3.3 Environmental Conditions

	Normal Conditions
Temperature range (°C)	15 - 35
Relative humidity range	20% - 75%
Pressure range (kPa)	86 - 106
Power supply	AC 120V 60Hz

### 3.4 Measurement Uncertainty

The reported uncertainty of measurement  $y \pm U$ , where expanded uncertainty  $U$  is based on a standard uncertainty multiplied by a coverage factor of  $k=2$ , providing a level of confidence of approximately 95%.

Item	Measurement Uncertainty
Uncertainty of Conducted Emission for AC Port	$U_c = \pm 2.9 \text{ dB}$
Uncertainty of Radiated Emission below 1GHz	$U_c = \pm 3.9 \text{ dB}$
Uncertainty of Radiated Emission above 1GHz	$U_c = \pm 4.9 \text{ dB}$
Uncertainty of total RF power, conducted	$U_c = \pm 0.8 \text{ dB}$
Uncertainty of RF power density, conducted	$U_c = \pm 2.6 \text{ dB}$
Uncertainty of spurious emissions, conducted	$U_c = \pm 2 \%$
Uncertainty of Occupied Channel Bandwidth	$U_c = \pm 2.7 \%$
Uncertainty of Dwell Time	$U_c = \pm 2 \%$

Any report having not been signed by authorized approver, or having been altered without authorization, or having not been stamped by the "Dedicated Testing/Inspection Stamp" is deemed to be invalid. Copying or excerpting portion of, or altering the content of the report is not permitted without the written authorization of AGC. The test results presented in the report apply only to the tested sample. Any objections to report issued by AGC should be submitted to AGC within 15days after the issuance of the test report. Further enquiry of validity or verification of the test report should be addressed to AGC by [agc01@agccert.com](mailto:agc01@agccert.com).

### 3.5 List of Equipment Used

● RF Conducted Test System							
Used	Equipment No.	Test Equipment	Manufacturer	Model No.	Serial No.	Last Cal. Date (YY-MM-DD)	Next Cal. Date (YY-MM-DD)
<input checked="" type="checkbox"/>	AGC-ER-E036	Spectrum Analyzer	Agilent	N9020A	MY49100060	2024-05-24	2025-05-23
<input checked="" type="checkbox"/>	AGC-ER-E062	Power Sensor	Agilent	U2021XA	MY54110007	2025-01-31	2026-01-13
<input checked="" type="checkbox"/>	AGC-ER-E063	Power Sensor	Agilent	U2021XA	MY54110009	2025-01-31	2026-01-13
<input checked="" type="checkbox"/>	AGC-ER-A007	6dB Fixed Attenuator	Mini circuits	BW-S6-2W263A+	N/A	2025-01-30	2026-01-29
<input checked="" type="checkbox"/>	AGC-ER-E083	Signal Generator	Agilent	E4421B	US39340815	2024-05-23	2025-05-22
<input checked="" type="checkbox"/>	N/A	RF Connection Cable	N/A	1#	N/A	Each time	N/A
<input checked="" type="checkbox"/>	N/A	RF Connection Cable	N/A	2#	N/A	Each time	N/A

● Radiated Spurious Emission							
Used	Equipment No.	Test Equipment	Manufacturer	Model No.	Serial No.	Last Cal. Date (YY-MM-DD)	Next Cal. Date (YY-MM-DD)
<input type="checkbox"/>	AGC-EM-E046	EMI Test Receiver	R&S	ESCI	100096	2025-01-14	2026-01-13
<input checked="" type="checkbox"/>	AGC-EM-E116	EMI Test Receiver	R&S	ESCI	100034	2024-05-24	2025-05-23
<input checked="" type="checkbox"/>	AGC-EM-E061	Spectrum Analyzer	Agilent	N9010A	MY53470504	2024-05-28	2025-05-27
<input checked="" type="checkbox"/>	AGC-EM-E086	Loop Antenna	ZHINAN	ZN30900C	18051	2024-03-05	2026-03-04
<input checked="" type="checkbox"/>	AGC-EM-E001	Wideband Antenna	SCHWARZBECK	VULB9168	D69250	2025-03-14	2027-03-13
<input checked="" type="checkbox"/>	AGC-EM-E029	Broadband Ridged Horn Antenna	ETS	3117	00034609	2025-03-27	2027-03-26
<input checked="" type="checkbox"/>	AGC-EM-E082	Horn Antenna	SCHWARZBECK	BBHA 9170	#768	2023-09-24	2025-09-23
<input checked="" type="checkbox"/>	AGC-EM-E146	Pre-amplifier	ETS	3117-PA	00246148	2024-07-24	2026-07-23
<input checked="" type="checkbox"/>	AGC-EM-A118	5G Filter	SongYi	N/A	N/A	2024-05-23	2025-05-22
<input checked="" type="checkbox"/>	AGC-EM-A138	6dB Attenuator	Eeatsheep	LM-XX-6-5W	N/A	2023-06-09	2025-06-08
<input type="checkbox"/>	AGC-EM-A139	6dB Attenuator	Eeatsheep	LM-XX-6-5W	N/A	2023-06-09	2025-06-08
<input checked="" type="checkbox"/>	AGC-ER-E087	SIGNAL ANALYER	KEYSIGHT	N9020B	MY56101792	2024-05-23	2025-05-22

● AC Power Line Conducted Emission							
Used	Equipment No.	Test Equipment	Manufacturer	Model No.	Serial No.	Last Cal. Date (YY-MM-DD)	Next Cal. Date (YY-MM-DD)
<input checked="" type="checkbox"/>	AGC-EM-E116	Test Receiver	R&S	ESCI	100034	2024-05-24	2025-05-23
<input checked="" type="checkbox"/>	AGC-EM-A171	Attenuator	Mini-Circuits	UNAT-10A+	N/A	2024-02-01	2026-01-31
<input checked="" type="checkbox"/>	AGC-EM-E023	AMN	R&S	ESH2-Z5	100086	2024-05-28	2025-05-27

Any report having not been signed by authorized approver, or having been altered without authorization, or having not been stamped by the "Dedicated Testing/Inspection Stamp" is deemed to be invalid. Copying or excerpting portion of, or altering the content of the report is not permitted without the written authorization of AGC. The test results presented in the report apply only to the tested sample. Any objections to report issued by AGC should be submitted to AGC within 15days after the issuance of the test report. Further enquiry of validity or verification of the test report should be addressed to AGC by agc01@agccert.com.



● Test Software					
Used	Equipment No.	Test Equipment	Manufacturer	Model No.	Version Information
<input checked="" type="checkbox"/>	AGC-EM-S001	CE Test System	R&S	ES-K1	V1.71
<input checked="" type="checkbox"/>	AGC-EM-S003	RE Test System	FARA	EZ-EMC	VRA-03A
<input type="checkbox"/>	AGC-EM-S004	RE Test System	Tonscend	TS <sup>+</sup> Ver2.1(JS32-RE)	4.0.0.0
<input checked="" type="checkbox"/>	AGC-ER-S012	BT/WIFI Test System	Tonscend	JS1120-2	2.6
<input checked="" type="checkbox"/>	AGC-EM-S011	RSE Test System	Tonscend	TS+-Ver2.1(JS36-RSE)	4.0.0.0

Any report having not been signed by authorized approver, or having been altered without authorization, or having not been stamped by the “Dedicated Testing/Inspection Stamp” is deemed to be invalid. Copying or excerpting portion of, or altering the content of the report is not permitted without the written authorization of AGC. The test results presented in the report apply only to the tested sample. Any objections to report issued by AGC should be submitted to AGC within 15days after the issuance of the test report. Further enquiry of validity or verification of the test report should be addressed to AGC by agc01@agccert.com.

## 4. System Test Configuration

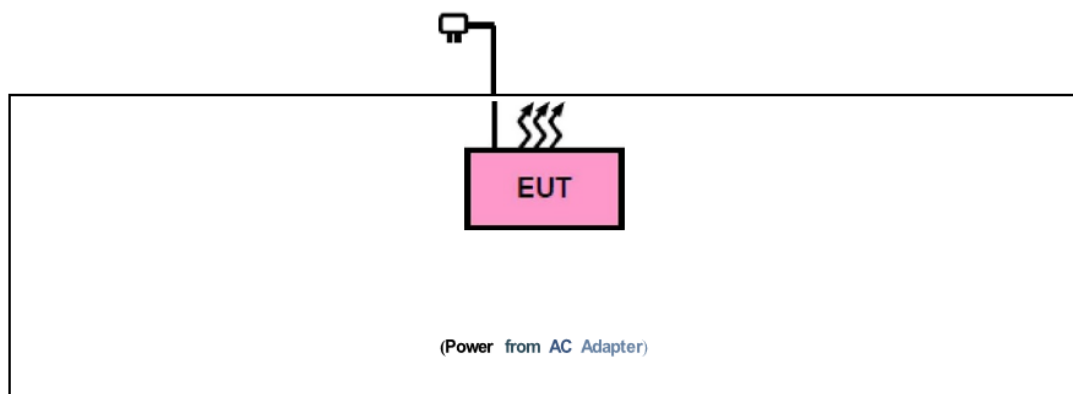
### 4.1 EUT Configuration

The EUT configuration for testing is installed on RF field strength measurement to meet the Commission's requirement and operating in a manner which intends to maximize its emission characteristics in a continuous normal application.

### 4.2 EUT Exercise

The Transmitter was operated in the normal operating mode. The TX frequency was fixed which was for the purpose of the measurements.

### 4.3 Configuration of Tested System



### 4.4 Equipment Used in Tested System

The following peripheral devices and interface cables were connected during the measurement:

☐ Test Accessories Come From The Laboratory

No.	Equipment	Manufacturer	Model No.	Specification Information	Cable
1	--	--	--	--	--

☐ Test Accessories Come From The Manufacturer

No.	Equipment	Manufacturer	Model No.	Specification Information	Cable
1	--	--	--	--	--

Any report having not been signed by authorized approver, or having been altered without authorization, or having not been stamped by the "Dedicated Testing/Inspection Stamp" is deemed to be invalid. Copying or excerpting portion of, or altering the content of the report is not permitted without the written authorization of AGC. The test results presented in the report apply only to the tested sample. Any objections to report issued by AGC should be submitted to AGC within 15days after the issuance of the test report. Further enquiry of validity or verification of the test report should be addressed to AGC by agc01@agccert.com.

Attestation of Global Compliance(Shenzhen)Co., Ltd  
Attestation of Global Compliance(Shenzhen)Std & Tech Co., Ltd  
Tel: +86-755 2523 4088 E-mail: agc@agccert.com Web: <http://www.agccert.com/>

#### 4.5 Summary of Test Results

Item	FCC Rules	Description of Test	Result
1	§15.203	Antenna Equipment	Pass
2	§15.407(a)(1)	RF Output Power	Pass
3	§15.407(e)	6 dB Bandwidth	Pass
4	§15.403(i)	99% Occupied Bandwidth	Pass
5	§15.407(a)(1)	Power Spectral Density	Pass
6	§15.407(g)	Frequency Stability	Pass (See Note 1)
7	§15.407(c)	Transmission Discontinuation Requirement	Pass (See Note 2)
8	§15.407(b)(1)	Conducted Band Edge and Out-of-Band Emissions	Pass
9	§15.209, §15.407(b)(1)	Radiated Spurious Emission	Pass
10	§15.207	AC Power Line Conducted Emission	Pass

Note:

1. Refer to the manufacturer's declaration in the user manual.
2. The device operates without the transmission of information.

Any report having not been signed by authorized approver, or having been altered without authorization, or having not been stamped by the "Dedicated Testing/Inspection Stamp" is deemed to be invalid. Copying or excerpting portion of, or altering the content of the report is not permitted without the written authorization of AGC. The test results presented in the report apply only to the tested sample. Any objections to report issued by AGC should be submitted to AGC within 15days after the issuance of the test report. Further enquiry of validity or verification of the test report should be addressed to AGC by agc01@agccert.com.

Attestation of Global Compliance(Shenzhen)Co., Ltd  
Attestation of Global Compliance(Shenzhen)Std & Tech Co., Ltd  
Tel: +86-755 2523 4088 E-mail: agc@agccert.com Web: <http://www.agccert.com/>

## 5. Description of Test Modes

EUT Configure Mode	Applicable To				Description
	RE > 1G	RE < 1G	PLC	APCM	
A	<input checked="" type="checkbox"/>	<input checked="" type="checkbox"/>	<input checked="" type="checkbox"/>	--	Powered by Adapter with WIFI(5G) Link
B	--	--	--	<input type="checkbox"/>	Powered by Battery with WIFI(5G) Link
C	--	--	--	--	Powered by USB with WIFI(5G) Link

Where, **RE > 1G: Radiated Emission above 1GHz**    **PLC: Power Line Conducted Emission**  
**RE < 1G: Radiated Emission below 1GHz**    **APCM: Antenna Port Conducted Measurement**

NOTE 1: The EUT had been pre-tested on the positioned of each 3 axis. The worst case was found when positioned on X-plane.

NOTE 2: "--" means no effect.

### ● Radiated Emission Test (Above 1GHz):

- ☒ Pre-Scan has been conducted to determine the worst-case mode from all possible combinations be Meen available modulations, data rates and antenna ports (IF EUT with antenna diversity architecture).
- ☐ Support 802.11ax, device debugging is tested in Full RU state
- ☐ The device under test has multiple antennas. The mode that supports MIMO technology records the worst data, and the mode that does not support MIMO technology records antenna 1 as the worst data.
- ☒ Following channel(s) was (were) selected for the final test as listed below.

EUT Configure Mode	Mode	Freq. Band (MHz)	Available Channel	Tested Channel	Modulation	Data Rate (Mbps)
A	802.11a	5180-5240	36 to 48	36, 40, 48	OFDM	6.0
A	802.11n (20MHz)		36 to 48	36, 40, 48	OFDM	MCS0
A	802.11n (40MHz)		38 to 46	38, 46	OFDM	MCS0
A	802.11ac (80MHz)		42	42	OFDM	MCS0
A	802.11a	5260-5320	52 to 64	52, 60, 64	OFDM	6.0
A	802.11n (20MHz)		52 to 64	52, 60, 64	OFDM	MCS0
A	802.11n (40MHz)		54 to 62	54, 62	OFDM	MCS0
A	802.11ac (80MHz)		58	58	OFDM	MCS0
A	802.11a	5500-5700	100 to 140	100, 116, 140	OFDM	6.0
A	802.11n (20MHz)		100 to 140	100, 116, 140	OFDM	MCS0
A	802.11n (40MHz)		102 to 134	102, 110, 134	OFDM	MCS0
A	802.11ac (80MHz)		106,122	106, 122	OFDM	MCS0
A	802.11a	5745-5825	149 to 165	149, 157, 165	OFDM	6.0
A	802.11n (20MHz)		149 to 165	149, 157, 165	OFDM	MCS0
A	802.11n (40MHz)		151 to 159	151, 159	OFDM	MCS0
A	802.11ac (80MHz)		155	155	OFDM	MCS0

Any report having not been signed by authorized approver, or having been altered without authorization, or having not been stamped by the "Dedicated Testing/Inspection Stamp" is deemed to be invalid. Copying or excerpting portion of, or altering the content of the report is not permitted without the written authorization of AGC. The test results presented in the report apply only to the tested sample. Any objections to report issued by AGC should be submitted to AGC within 15days after the issuance of the test report. Further enquiry of validity or verification of the test report should be addressed to AGC by agc01@agccert.com.

### ● Radiated Emission Test (Below 1GHz):

- ☒ Pre-Scan has been conducted to determine the worst-case mode from all possible combinations be Meen available modulations, data rates and antenna ports (If EUT with antenna diversity architecture).
- ☐ The device under test has multiple antennas. The mode that supports MIMO technology records the worst data, and the mode that does not support MIMO technology records antenna 1 as the worst data.
- ☒ Following channel(s) was (were) selected for the final test as listed below.

EUT Configure Mode	Mode	Freq. Band (MHz)	Available Channel	Tested Channel	Modulation	Data Rate (Mbps)
A	802.11n(20MHz)	5180-5240	36 to 48	36	OFDM	MCS0

### ● Power Line Conducted Emission Test:

- ☒ Pre-Scan has been conducted to determine the worst-case mode from all possible combinations be Meen available modulations, data rates and antenna ports (If EUT with antenna diversity architecture).
- ☐ The device under test has multiple antennas. The mode that supports MIMO technology records the worst data, and the mode that does not support MIMO technology records antenna 1 as the worst data.
- ☒ Following channel(s) was (were) selected for the final test as listed below.

EUT Configure Mode	Mode	Freq. Band (MHz)	Available Channel	Tested Channel	Modulation	Data Rate (Mbps)
A	802.11n(20MHz)	5180-5240	36 to 48	36	OFDM	MCS0

### ● Band edge Measurement:

- ☒ Pre-Scan has been conducted to determine the worst-case mode from all possible combinations be Meen available modulations, data rates and antenna ports (If EUT with antenna diversity architecture).
- ☐ Support 802.11ax, device debugging is tested in Full RU state
- ☐ The device under test has multiple antennas. The mode that supports MIMO technology records the worst data, and the mode that does not support MIMO technology records antenna 1 as the worst data.
- ☒ Following channel(s) was (were) selected for the final test as listed below.

EUT Configure Mode	Mode	Freq. Band (MHz)	Available Channel	Tested Channel	Modulation	Data Rate (Mbps)
A	802.11a	5180-5240	36 to 48	36, 40, 48	OFDM	6.0
A	802.11n (20MHz)		36 to 48	36, 40, 48	OFDM	MCS0
A	802.11n (40MHz)		38 to 46	38, 46	OFDM	MCS0
A	802.11ac (80MHz)		42	42	OFDM	MCS0
A	802.11a	5260-5320	52 to 64	52, 60, 64	OFDM	6.0
A	802.11n (20MHz)		52 to 64	52, 60, 64	OFDM	MCS0
A	802.11n (40MHz)		54 to 62	54, 62	OFDM	MCS0
A	802.11ac (80MHz)		58	58	OFDM	MCS0
A	802.11a	5500-5700	100 to 140	100, 116, 140	OFDM	6.0
A	802.11n (20MHz)		100 to 140	100, 116, 140	OFDM	MCS0
A	802.11n (40MHz)		102 to 134	102, 110, 134	OFDM	MCS0
A	802.11ac (80MHz)		106	106, 122	OFDM	MCS0
A	802.11a	5745-5825	149 to 165	149, 157, 165	OFDM	6.0
A	802.11n (20MHz)		149 to 165	149, 157, 165	OFDM	MCS0
A	802.11n (40MHz)		151 to 159	151, 159	OFDM	MCS0
A	802.11ac (80MHz)		155	155	OFDM	MCS0

Note: Only the data of band edge emission at the restricted band 4.5GHz-5.15GHz and 5.35GHz-5.46GHz record in the report. Other restricted band 7.25GHz-7.77GHz were considered as ambient noise. No recording in the test report.

Any report having not been signed by authorized approver, or having been altered without authorization, or having not been stamped by the "Dedicated Testing/Inspection Stamp" is deemed to be invalid. Copying or excerpting portion of, or altering the content of the report is not permitted without the written authorization of AGC. The test results presented in the report apply only to the tested sample. Any objections to report issued by AGC should be submitted to AGC within 15days after the issuance of the test report. Further enquiry of validity or verification of the test report should be addressed to AGC by agc01@agccert.com.

● **Antenna Port Conducted Measurement:**

☒ Pre-Scan has been conducted to determine the worst-case mode from all possible combinations be Meen available modulations, data rates and antenna ports (If EUT with antenna diversity architecture).

☐ Support 802.11ax, device debugging is tested in Full RU state

☒ Following channel(s) was (were) selected for the final test as listed below.

EUT Configure Mode	Mode	Freq. Band (MHz)	Available Channel	Tested Channel	Modulation	Data Rate (Mbps)
A	802.11a	5180-5240	36 to 48	36, 40, 48	OFDM	6.0
A	802.11n (20MHz)		36 to 48	36, 40, 48	OFDM	MCS0
A	802.11n (40MHz)		38 to 46	38, 46	OFDM	MCS0
A	802.11ac (20MHz)		36 to 48	36, 40, 48	OFDM	MCS0
A	802.11ac (40MHz)		38 to 46	38, 46	OFDM	MCS0
A	802.11ac (80MHz)		42	42	OFDM	MCS0
A	802.11a	5260-5320	52 to 64	52, 60, 64	OFDM	6.0
A	802.11n (20MHz)		52 to 64	52, 60, 64	OFDM	MCS0
A	802.11n (40MHz)		54 to 62	54, 62	OFDM	MCS0
A	802.11ac (20MHz)		52 to 64	52, 60, 64	OFDM	MCS0
A	802.11ac (40MHz)		54 to 62	54, 62	OFDM	MCS0
A	802.11ac (80MHz)		58	58	OFDM	MCS0
A	802.11a	5500-5700	100 to 140	100, 116, 140	OFDM	6.0
A	802.11n (20MHz)		100 to 140	100, 116, 140	OFDM	MCS0
A	802.11n (40MHz)		102 to 134	102, 110, 134	OFDM	MCS0
A	802.11ac (20MHz)		100 to 140	100, 116, 140	OFDM	MCS0
A	802.11ac (40MHz)		102 to 134	102, 110, 134	OFDM	MCS0
A	802.11ac (80MHz)		106,122	106,122	OFDM	MCS0
A	802.11a	5745-5825	149 to 165	149, 157, 165	OFDM	6.0
A	802.11n (20MHz)		149 to 165	149, 157, 165	OFDM	MCS0
A	802.11n (40MHz)		151 to 159	151, 159	OFDM	MCS0
A	802.11ac (20MHz)		149 to 165	149, 157, 165	OFDM	MCS0
A	802.11ac (40MHz)		151 to 159	151, 159	OFDM	MCS0
A	802.11ac (80MHz)		155	155	OFDM	MCS0

Any report having not been signed by authorized approver, or having been altered without authorization, or having not been stamped by the "Dedicated Testing/Inspection Stamp" is deemed to be invalid. Copying or excerpting portion of, or altering the content of the report is not permitted without the written authorization of AGC. The test results presented in the report apply only to the tested sample. Any objections to report issued by AGC should be submitted to AGC within 15days after the issuance of the test report. Further enquiry of validity or verification of the test report should be addressed to AGC by agc01@agccert.com.

## 6. Duty Cycle Measurement

5GHz WLAN (NII) operation is possible in 20MHz, 40MHz and 80MHz channel bandwidths. The maximum achievable duty cycles for all modes were determined based on measurements performed on a spectrum analyzer in zero-span mode with RBW = 8MHz, VBW = 50MHz, and detector = Average. The RBW and VBW were both greater than  $50/T$ , where T is the minimum transmission duration, and the number of sweep points across T was greater than 100. The duty cycles are as follows:

Operating mode	Data rates (Mbps)	Duty Cycle (%)	Duty Cycle Factor (dB)
Band U-NII1:5150MHz-5250MHz			
802.11a	6	93.19	0.31
802.11n_HT20	MCS0	92.83	0.32
802.11n_HT40	MCS0	94.34	0.25
802.11ac_VHT20	MCS0	97.05	0.13
802.11ac_VHT40	MCS0	94.41	0.25
802.11ac_VHT80	MCS0	89.07	0.50
Band U-NII 2A:5250MHz-5350MHz			
802.11a	6	93.19	0.31
802.11n_HT20	MCS0	92.84	0.32
802.11n_HT40	MCS0	94.05	0.27
802.11ac_VHT20	MCS0	97.05	0.13
802.11ac_VHT40	MCS0	94.37	0.25
802.11ac_VHT80	MCS0	89.32	0.49

Any report having not been signed by authorized approver, or having been altered without authorization, or having not been stamped by the "Dedicated Testing/Inspection Stamp" is deemed to be invalid. Copying or excerpting portion of, or altering the content of the report is not permitted without the written authorization of AGC. The test results presented in the report apply only to the tested sample. Any objections to report issued by AGC should be submitted to AGC within 15days after the issuance of the test report. Further enquiry of validity or verification of the test report should be addressed to AGC by agc01@agccert.com.



Operating mode	Data rates (Mbps)	Duty Cycle (%)	Duty Cycle Factor (dB)
Band U-NII 2C:5150MHz-5250MHz			
802.11a	6	93.26	0.30
802.11n_HT20	MCS0	92.83	0.32
802.11n_HT40	MCS0	94.05	0.27
802.11ac_VHT20	MCS0	97.05	0.13
802.11ac_VHT40	MCS0	94.40	0.25
802.11ac_VHT80	MCS0	89.07	0.50
Band U-NII 3:5250MHz-5350MHz			
802.11a	6	93.26	0.30
802.11n_HT20	MCS0	92.98	0.32
802.11n_HT40	MCS0	94.05	0.27
802.11ac_VHT20	MCS0	96.76	0.14
802.11ac_VHT40	MCS0	94.26	0.26
802.11ac_VHT80	MCS0	89.32	0.49

Remark:

1. Duty Cycle factor =  $10 * \log (1/ \text{Duty cycle})$
2. The duty cycle of each frequency band mode reflects the determination requirements of the low channel measurement value.
3. Involving the test items of duty cycle compensation coefficient, the final results have been added and calculated by the software and presented.

Any report having not been signed by authorized approver, or having been altered without authorization, or having not been stamped by the "Dedicated Testing/Inspection Stamp" is deemed to be invalid. Copying or excerpting portion of, or altering the content of the report is not permitted without the written authorization of AGC. The test results presented in the report apply only to the tested sample. Any objections to report issued by AGC should be submitted to AGC within 15days after the issuance of the test report. Further enquiry of validity or verification of the test report should be addressed to AGC by agc01@agccert.com.

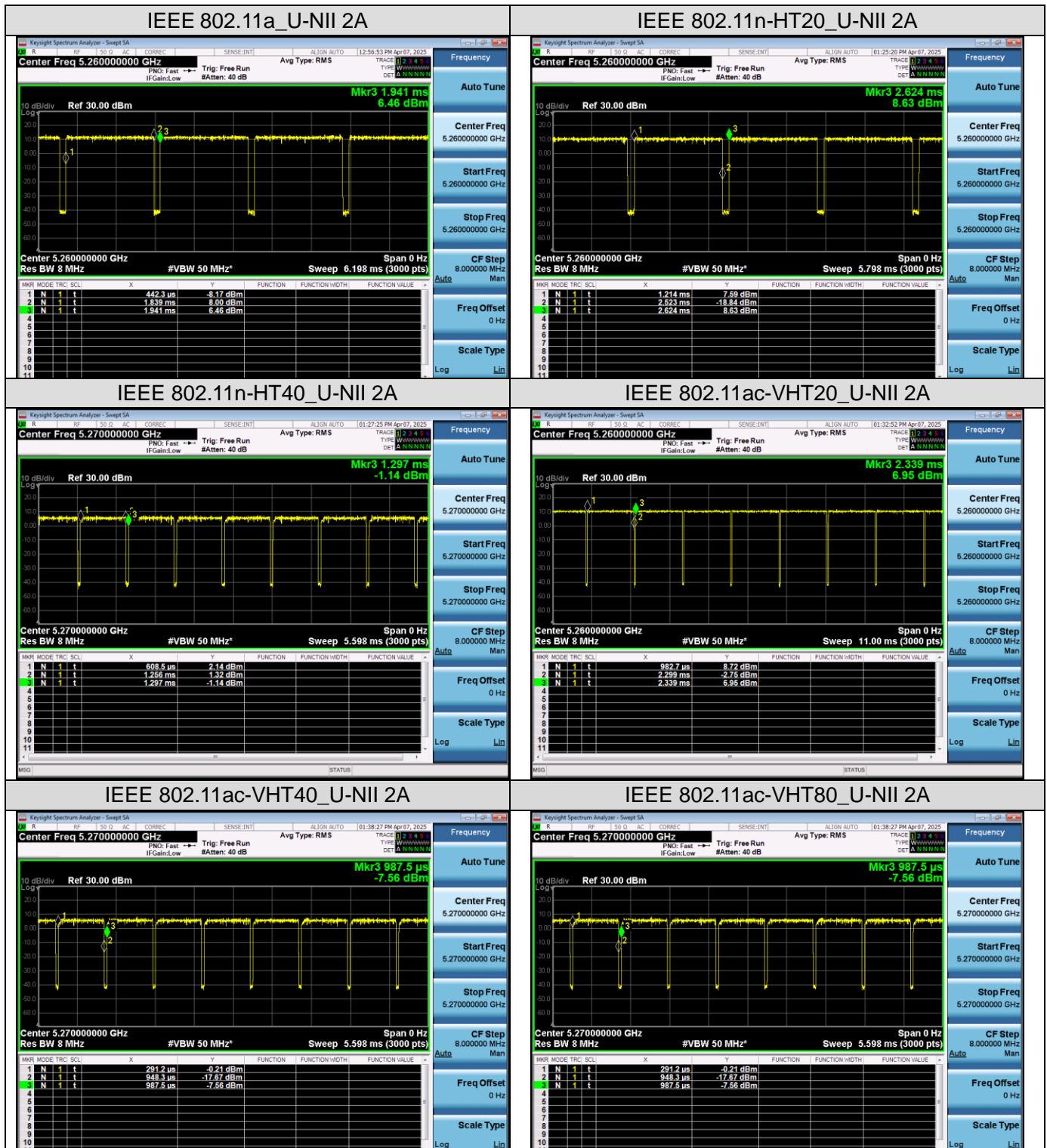


The test plots as follows:



Any report having not been signed by authorized approver, or having been altered without authorization, or having not been stamped by the "Dedicated Testing/Inspection Stamp" is deemed to be invalid. Copying or excerpting portion of, or altering the content of the report is not permitted without the written authorization of AGC. The test results presented in the report apply only to the tested sample. Any objections to report issued by AGC should be submitted to AGC within 15days after the issuance of the test report. Further enquiry of validity or verification of the test report should be addressed to AGC by agc01@agccert.com.

Attestation of Global Compliance(Shenzhen)Co., Ltd  
Attestation of Global Compliance(Shenzhen)Std & Tech Co., Ltd  
Tel: +86-755 2523 4088 E-mail: agc@agccert.com Web: <http://www.agccert.com/>



Any report having not been signed by authorized approver, or having been altered without authorization, or having not been stamped by the "Dedicated Testing/Inspection Stamp" is deemed to be invalid. Copying or excerpting portion of, or altering the content of the report is not permitted without the written authorization of AGC. The test results presented in the report apply only to the tested sample. Any objections to report issued by AGC should be submitted to AGC within 15days after the issuance of the test report. Further enquiry of validity or verification of the test report should be addressed to AGC by agc01@agccert.com.



Any report having not been signed by authorized approver, or having been altered without authorization, or having not been stamped by the "Dedicated Testing/Inspection Stamp" is deemed to be invalid. Copying or excerpting portion of, or altering the content of the report is not permitted without the written authorization of AGC. The test results presented in the report apply only to the tested sample. Any objections to report issued by AGC should be submitted to AGC within 15days after the issuance of the test report. Further enquiry of validity or verification of the test report should be addressed to AGC by agc01@agccert.com.



Any report having not been signed by authorized approver, or having been altered without authorization, or having not been stamped by the "Dedicated Testing/Inspection Stamp" is deemed to be invalid. Copying or excerpting portion of, or altering the content of the report is not permitted without the written authorization of AGC. The test results presented in the report apply only to the tested sample. Any objections to report issued by AGC should be submitted to AGC within 15days after the issuance of the test report. Further enquiry of validity or verification of the test report should be addressed to AGC by agc01@agccert.com.

## 7. RF Output Power Measurement

### 7.1 Provisions Applicable

Operation Band	EUT Category		LIMIT
U-NII-1	<input type="checkbox"/>	Outdoor Access Point	1 Watt (30 dBm) (Max. e.i.r.p < 125mW(21 dBm) at any elevation angle above 30 degrees as measured from the horizon)
	<input type="checkbox"/>	Fixed point-to-point Access Point	1 Watt (30 dBm)
	<input type="checkbox"/>	Indoor Access Point	1 Watt (30 dBm)
	<input checked="" type="checkbox"/>	Client devices	250mW (23.98 dBm)
U-NII-2A	/		250mW (23.98 dBm) or 11 dBm+10 log B*
U-NII-2C	/		250mW (23.98 dBm) or 11 dBm+10 log B*
U-NII-3	/		1 Watt (30 dBm)

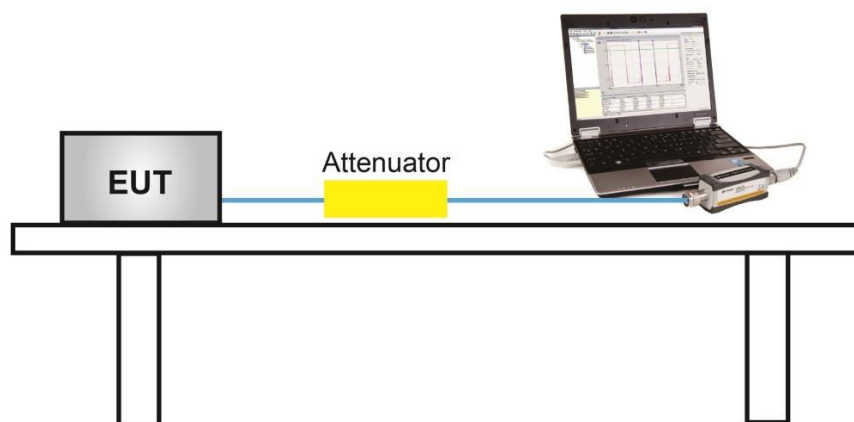
Note: Where B is the 26dB emission bandwidth in MHz.

### 7.2 Measurement Procedure

☒ Method PM is Measurement using an RF average power meter. The procedure for this method is as follows:

1. The testing follows the ANSI C63.10 Section 12.3.3.1
2. Measurements may be performed using a wideband RF power meter with a thermocouple detector or equivalent if all of the following conditions are satisfied:
3. The EUT is configured to transmit continuously, or to transmit with a constant duty cycle.
4. At all times when the EUT is transmitting, it shall be transmitting at its maximum power control level.
5. The integration period of the power meter exceeds the repetition period of the transmitted signal by at least a factor of five.
6. Determine according to the duty cycle of the equipment: when it is less than 98%, follow the steps below.
7. Measure the average power of the transmitter. This measurement is an average over both the ON and OFF periods of the transmitter.
8. Adjust the measurement in dBm by adding  $[10 \log (1 / D)]$ , where D is the duty cycle {e.g.,  $[10 \log (1 / 0.25)]$ , if the duty cycle is 25%}.
9. The final test results have been increased by the duty cycle factor and recorded in the report.

### 7.3 Measurement Setup (Block Diagram of Configuration)



Any report having not been signed by authorized approver, or having been altered without authorization, or having not been stamped by the "Dedicated Testing/Inspection Stamp" is deemed to be invalid. Copying or excerpting portion of, or altering the content of the report is not permitted without the written authorization of AGC. The test results presented in the report apply only to the tested sample. Any objections to report issued by AGC should be submitted to AGC within 15days after the issuance of the test report. Further enquiry of validity or verification of the test report should be addressed to AGC by agc01@agccert.com.



## 7.4 Measurement Result

Test Data of Conducted Output Power for band 5.15-5.25 GHz				
Test Mode	Test Channel (MHz)	Average Power (dBm)	Limits (dBm)	Pass or Fail
802.11a	5180	13.37	24	Pass
	5200	13.47	24	Pass
	5240	13.42	24	Pass
802.11n20	5180	12.92	24	Pass
	5200	12.93	24	Pass
	5240	12.77	24	Pass
802.11n40	5190	11.55	24	Pass
	5230	11.46	24	Pass
802.11ac20	5180	12.89	24	Pass
	5200	12.98	24	Pass
	5240	12.76	24	Pass
802.11ac40	5190	11.54	24	Pass
	5230	11.48	24	Pass
802.11ac80	5210	9.88	24	Pass

Test Data of Conducted Output Power for band 5.25-5.35 GHz				
Test Mode	Test Channel (MHz)	Average Power (dBm)	Limits (dBm)	Pass or Fail
802.11a	5260	13.40	23.98	Pass
	5300	13.21	23.98	Pass
	5320	13.07	23.98	Pass
802.11n20	5260	12.72	23.98	Pass
	5300	12.49	23.98	Pass
	5320	12.53	23.98	Pass
802.11n40	5270	11.35	23.98	Pass
	5310	11.09	23.98	Pass
802.11ac20	5260	12.74	23.98	Pass
	5300	12.53	23.98	Pass
	5320	12.65	23.98	Pass
802.11ac40	5270	11.25	23.98	Pass
	5310	11.07	23.98	Pass
802.11ac80	5290	9.53	23.98	

Any report having not been signed by authorized approver, or having been altered without authorization, or having not been stamped by the "Dedicated Testing/Inspection Stamp" is deemed to be invalid. Copying or excerpting portion of, or altering the content of the report is not permitted without the written authorization of AGC. The test results presented in the report apply only to the tested sample. Any objections to report issued by AGC should be submitted to AGC within 15days after the issuance of the test report. Further enquiry of validity or verification of the test report should be addressed to AGC by agc01@agccert.com.

Test Data of Conducted Output Power for band 5.470-5.725 GHz				
Test Mode	Test Channel (MHz)	Average Power (dBm)	Limits (dBm)	Pass or Fail
802.11a	5500	14.24	23.98	Pass
	5580	13.75	23.98	Pass
	5700	11.05	23.98	Pass
802.11n20	5500	13.68	23.98	Pass
	5580	13.03	23.98	Pass
	5700	10.29	23.98	Pass
802.11n40	5510	12.45	23.98	Pass
	5590	12.11	23.98	Pass
	5670	9.63	23.98	Pass
802.11ac20	5500	13.71	23.98	Pass
	5580	13.16	23.98	Pass
	5700	10.27	23.98	Pass
802.11ac40	5510	12.41	23.98	Pass
	5590	9.48	23.98	Pass
	5670	14.24	23.98	Pass
802.11ac80	5530	13.75	23.98	Pass
	5610	11.05	23.98	Pass

Test Data of Conducted Output Power for band 5.725-5.85 GHz				
Test Mode	Test Channel (MHz)	Average Power (dBm)	Limits (dBm)	Pass or Fail
802.11a	5745	12.51	24	Pass
	5785	11.46	24	Pass
	5825	11.97	24	Pass
802.11n20	5745	11.48	24	Pass
	5785	11.08	24	Pass
	5825	11.56	24	Pass
802.11n40	5755	11.51	24	Pass
	5795	11.25	24	Pass
802.11ac20	5745	11.45	24	Pass
	5785	11.14	24	Pass
	5825	11.63	24	Pass
802.11ac40	5755	11.48	24	Pass
	5795	11.32	24	Pass
802.11ac80	5775	11.15	24	Pass

Any report having not been signed by authorized approver, or having been altered without authorization, or having not been stamped by the "Dedicated Testing/Inspection Stamp" is deemed to be invalid. Copying or excerpting portion of, or altering the content of the report is not permitted without the written authorization of AGC. The test results presented in the report apply only to the tested sample. Any objections to report issued by AGC should be submitted to AGC within 15days after the issuance of the test report. Further enquiry of validity or verification of the test report should be addressed to AGC by agc01@agccert.com.

## 8. 6dB&26dB Bandwidth Measurement

### 8.1 Provisions Applicable

The minimum 6dB bandwidth shall be at least 500 kHz.

### 8.2 Measurement Procedure

#### ◆ -6dB bandwidth (DTS bandwidth) Test setting:

1. Connect EUT RF output port to the Spectrum Analyzer through an RF attenuator
2. Set the EUT Work on operation frequency individually.
3. Set RBW = 100kHz.
4. Set the VBW  $\geq 3 \times$  RBW. Detector = Peak. Trace mode = max hold.
5. Measure the maximum width of the emission that is 6 dB down from the peak of the emission.

#### ◆ 99% occupied bandwidth test setting:

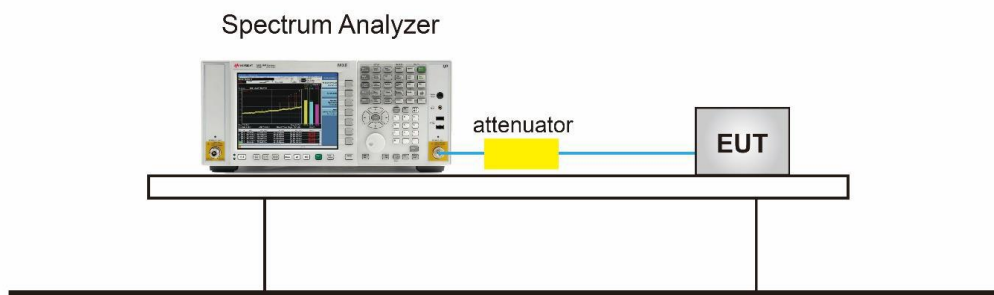
1. Connect EUT RF output port to the Spectrum Analyzer through an RF attenuator
2. Set the EUT Work on the top, the middle and the bottom operation frequency individually.
3. Set Span = approximately 1.5 to 5 times the OBW, centered on a nominal channel  
The nominal IF filter bandwidth (3 dB RBW) shall be in the range of 1% to 5% of the OBW and video bandwidth (VBW) shall be approximately three times RBW; Sweep = auto; Detector function = peak
4. Set SPA Trace 1 Max hold, then View.

#### ◆ -26dB Bandwidth test setting:

1. Set RBW = approximately 1% of the emission bandwidth.
2. Set the VBW > RBW.
3. Detector = Peak.
4. Trace mode = max hold.
5. Measure the maximum width of the emission that is 26 dB down from the maximum of the emission.  
Compare this with the RBW setting of the analyzer. Readjust RBW and repeat measurement as needed until the RBW/EBW ratio is approximately 1%.

**Note:** The EUT was tested according to KDB 789033 for compliance to FCC 47CFR 15.407 requirements.

### 8.3 Measurement Setup (Block Diagram of Configuration)



Any report having not been signed by authorized approver, or having been altered without authorization, or having not been stamped by the "Dedicated Testing/Inspection Stamp" is deemed to be invalid. Copying or excerpting portion of, or altering the content of the report is not permitted without the written authorization of AGC. The test results presented in the report apply only to the tested sample. Any objections to report issued by AGC should be submitted to AGC within 15days after the issuance of the test report. Further enquiry of validity or verification of the test report should be addressed to AGC by agc01@agccert.com.



#### 8.4 Measurement Results

Test Data of Occupied Bandwidth and -26dB Bandwidth for band 5.15-5.25 GHz					
Test Mode	Test Channel (MHz)	99% Occupied Bandwidth (MHz)	-26dB Bandwidth (MHz)	Limits (MHz)	Pass or Fail
802.11a	5180	16.582	20.763	N/A	Pass
	5200	16.615	20.949	N/A	Pass
	5240	16.639	21.059	N/A	Pass
802.11n20	5180	17.782	21.761	N/A	Pass
	5200	17.760	21.283	N/A	Pass
	5240	17.800	21.435	N/A	Pass
802.11n40	5190	36.205	39.574	N/A	Pass
	5230	36.212	39.554	N/A	Pass
802.11ac20	5180	17.770	21.256	N/A	Pass
	5200	17.778	21.335	N/A	Pass
	5240	17.761	21.307	N/A	Pass
802.11ac40	5190	36.227	39.756	N/A	Pass
	5230	36.170	39.714	N/A	Pass
802.11ac80	5210	75.484	81.358	N/A	Pass

Test Data of Occupied Bandwidth and -26dB Bandwidth for band 5.25-5.35 GHz					
Test Mode	Test Channel (MHz)	99% Occupied Bandwidth (MHz)	-26dB Bandwidth (MHz)	Limits (MHz)	Pass or Fail
802.11a	5260	16.671	21.040	N/A	Pass
	5300	16.656	21.191	N/A	Pass
	5320	16.610	20.913	N/A	Pass
802.11n20	5260	17.773	21.587	N/A	Pass
	5300	17.741	21.494	N/A	Pass
	5320	17.751	21.751	N/A	Pass
802.11n40	5270	36.207	39.658	N/A	Pass
	5310	36.194	39.721	N/A	Pass
802.11ac20	5260	17.726	21.381	N/A	Pass
	5300	17.778	21.317	N/A	Pass
	5320	17.779	21.240	N/A	Pass
802.11ac40	5270	36.152	39.796	N/A	Pass
	5310	36.173	39.616	N/A	Pass
802.11ac80	5290	75.524	81.443	N/A	Pass

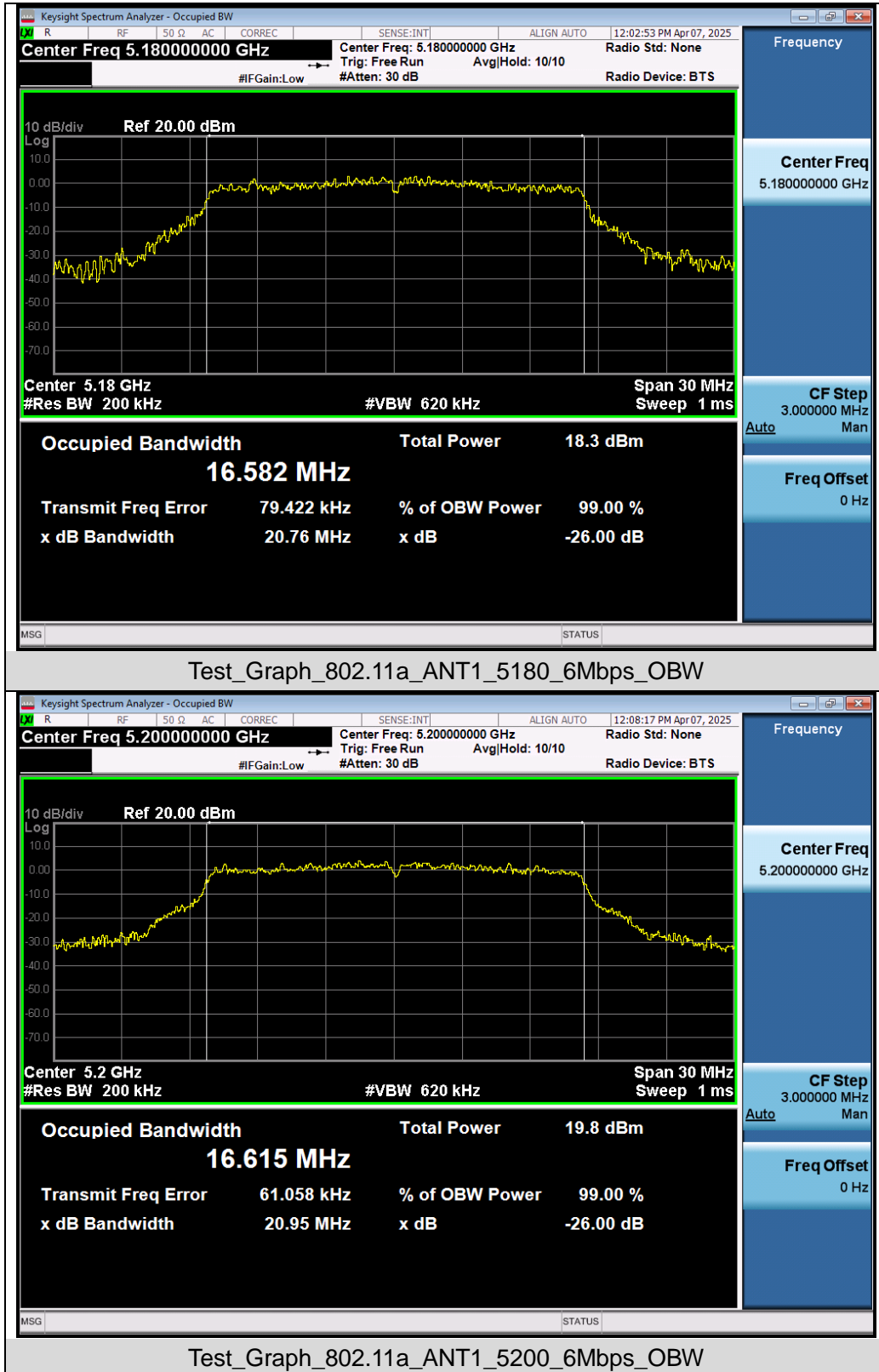
Any report having not been signed by authorized approver, or having been altered without authorization, or having not been stamped by the "Dedicated Testing/Inspection Stamp" is deemed to be invalid. Copying or excerpting portion of, or altering the content of the report is not permitted without the written authorization of AGC. The test results presented in the report apply only to the tested sample. Any objections to report issued by AGC should be submitted to AGC within 15days after the issuance of the test report. Further enquiry of validity or verification of the test report should be addressed to AGC by agc01@agccert.com.

Test Data of Occupied Bandwidth and -26dB Bandwidth for band 5.47-5.725 GHz					
Test Mode	Test Channel (MHz)	99% Occupied Bandwidth (MHz)	-26dB Bandwidth (MHz)	Limits (MHz)	Pass or Fail
802.11a	5500	16.677	21.334	N/A	Pass
	5600	16.668	21.042	N/A	Pass
	5700	16.740	21.983	N/A	Pass
802.11n20	5500	17.715	21.423	N/A	Pass
	5600	17.813	21.584	N/A	Pass
	5700	17.837	23.256	N/A	Pass
802.11n40	5510	36.204	40.918	N/A	Pass
	5590	36.174	39.585	N/A	Pass
	5670	36.207	43.100	N/A	Pass
802.11ac20	5500	17.805	21.494	N/A	Pass
	5600	17.813	21.971	N/A	Pass
	5700	17.776	23.211	N/A	Pass
802.11ac40	5510	36.179	39.915	N/A	Pass
	5590	75.585	81.665	N/A	Pass
	5670	16.677	21.334	N/A	Pass
802.11ac80	5530	16.668	21.042	N/A	Pass
	5610	16.740	21.983	N/A	Pass

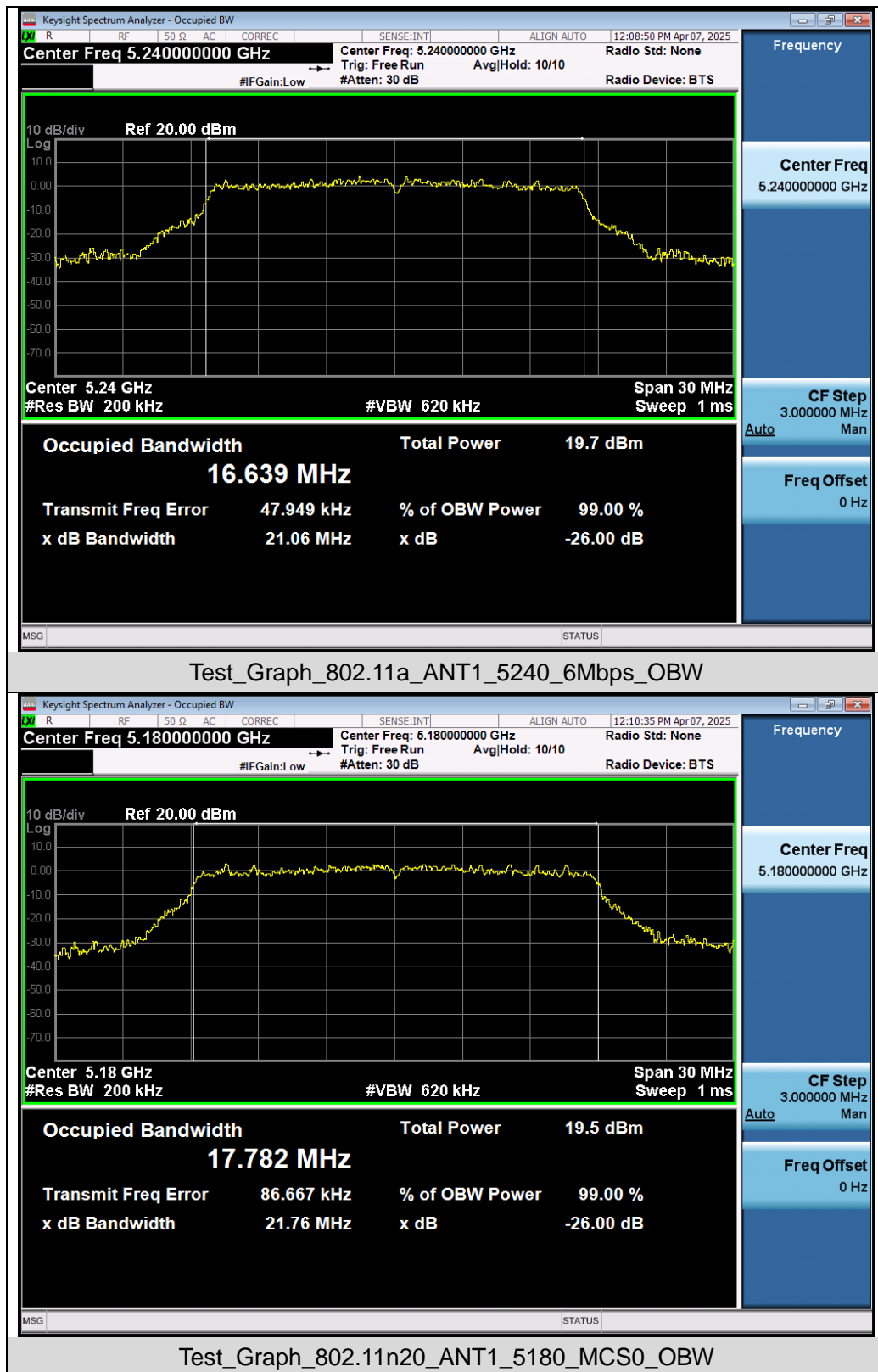
Test Data of Occupied Bandwidth and DTS Bandwidth for band 5.725-5.85 GHz					
Test Mode	Test Channel (MHz)	99% Occupied Bandwidth (MHz)	DTS Bandwidth (MHz)	Limits (MHz)	Pass or Fail
802.11a	5745	16.960	16.091	0.5	Pass
	5785	17.124	16.316	0.5	Pass
	5825	17.011	16.095	0.5	Pass
802.11n20	5745	17.938	16.397	0.5	Pass
	5785	17.914	17.077	0.5	Pass
	5825	17.826	17.554	0.5	Pass
802.11n40	5755	36.404	35.804	0.5	Pass
	5795	36.439	35.177	0.5	Pass
802.11ac20	5745	17.918	16.603	0.5	Pass
	5785	17.939	16.941	0.5	Pass
	5825	17.989	17.546	0.5	Pass
802.11ac40	5755	36.396	36.272	0.5	Pass
	5795	36.453	35.784	0.5	Pass
802.11ac80	5775	75.708	75.470	0.5	Pass

Any report having not been signed by authorized approver, or having been altered without authorization, or having not been stamped by the "Dedicated Testing/Inspection Stamp" is deemed to be invalid. Copying or excerpting portion of, or altering the content of the report is not permitted without the written authorization of AGC. The test results presented in the report apply only to the tested sample. Any objections to report issued by AGC should be submitted to AGC within 15days after the issuance of the test report. Further enquiry of validity or verification of the test report should be addressed to AGC by agc01@agccert.com.

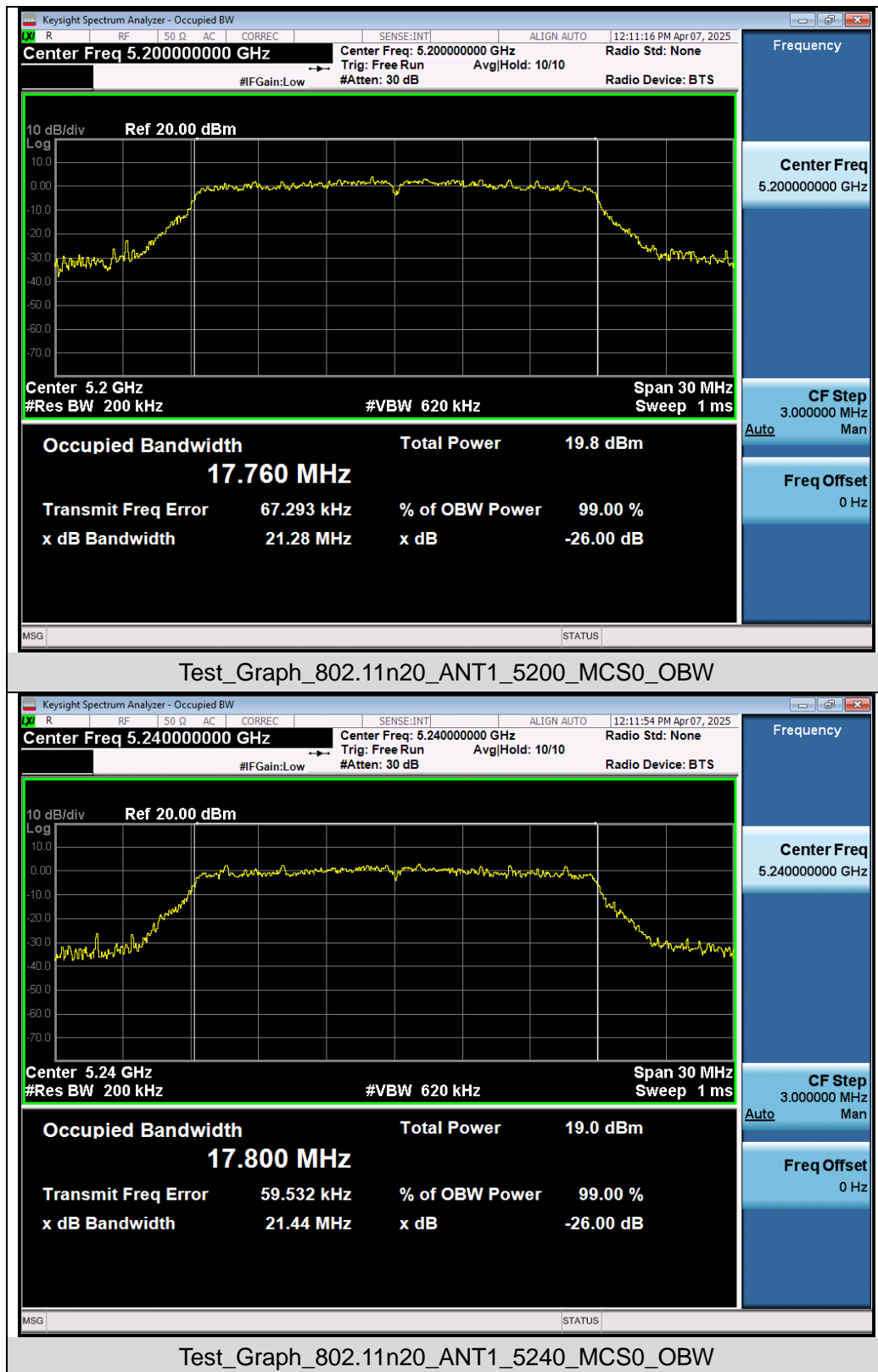
### Test Graphs of Occupied Bandwidth and -26dB Bandwidth for band 5.15-5.25 GHz



Any report having not been signed by authorized approver, or having been altered without authorization, or having not been stamped by the "Dedicated Testing/Inspection Stamp" is deemed to be invalid. Copying or excerpting portion of, or altering the content of the report is not permitted without the written authorization of AGC. The test results presented in the report apply only to the tested sample. Any objections to report issued by AGC should be submitted to AGC within 15days after the issuance of the test report. Further enquiry of validity or verification of the test report should be addressed to AGC by agc01@agccert.com.

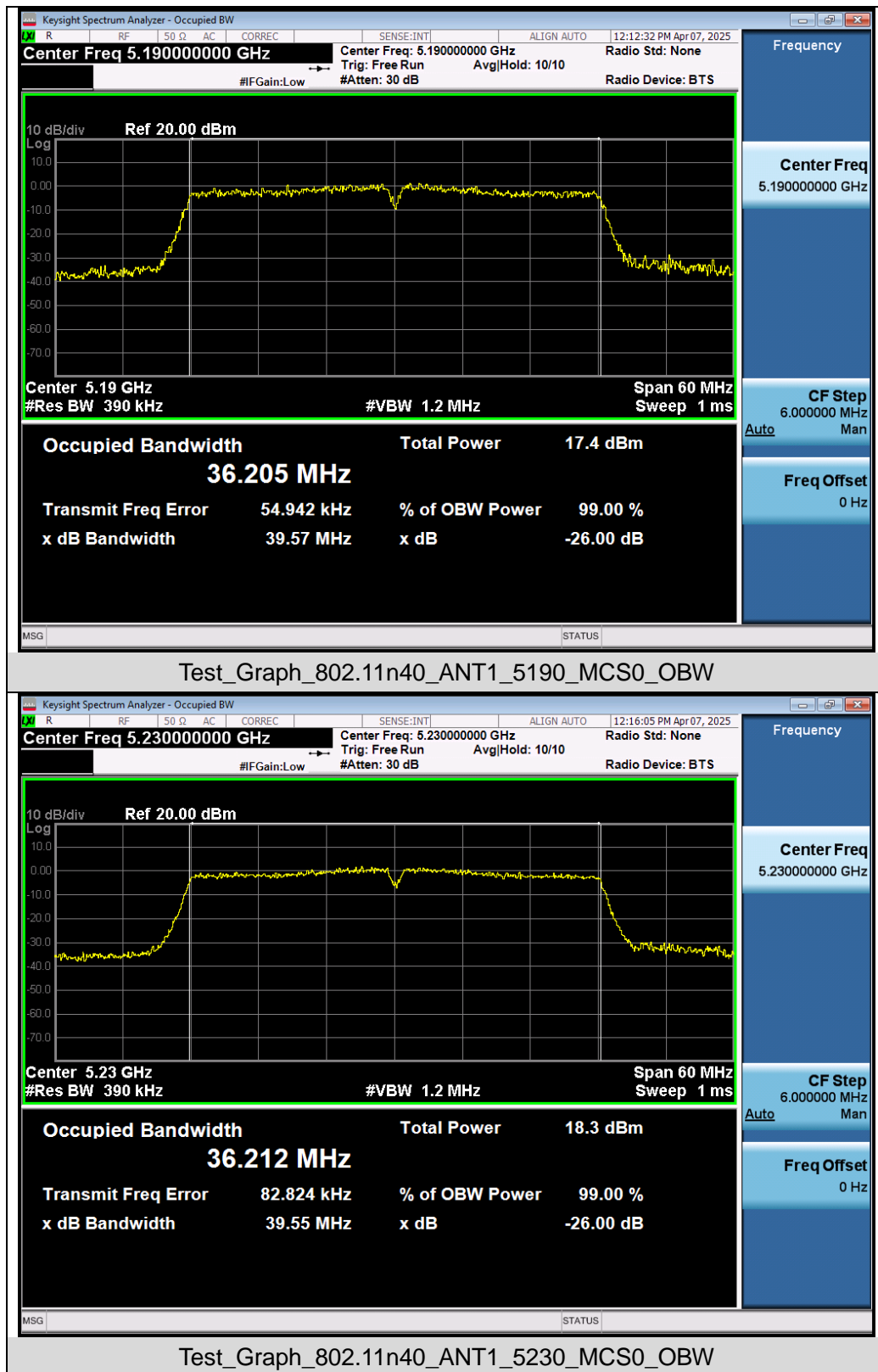


Any report having not been signed by authorized approver, or having been altered without authorization, or having not been stamped by the "Dedicated Testing/Inspection Stamp" is deemed to be invalid. Copying or excerpting portion of, or altering the content of the report is not permitted without the written authorization of AGC. The test results presented in the report apply only to the tested sample. Any objections to report issued by AGC should be submitted to AGC within 15days after the issuance of the test report. Further enquiry of validity or verification of the test report should be addressed to AGC by agc01@agccert.com.

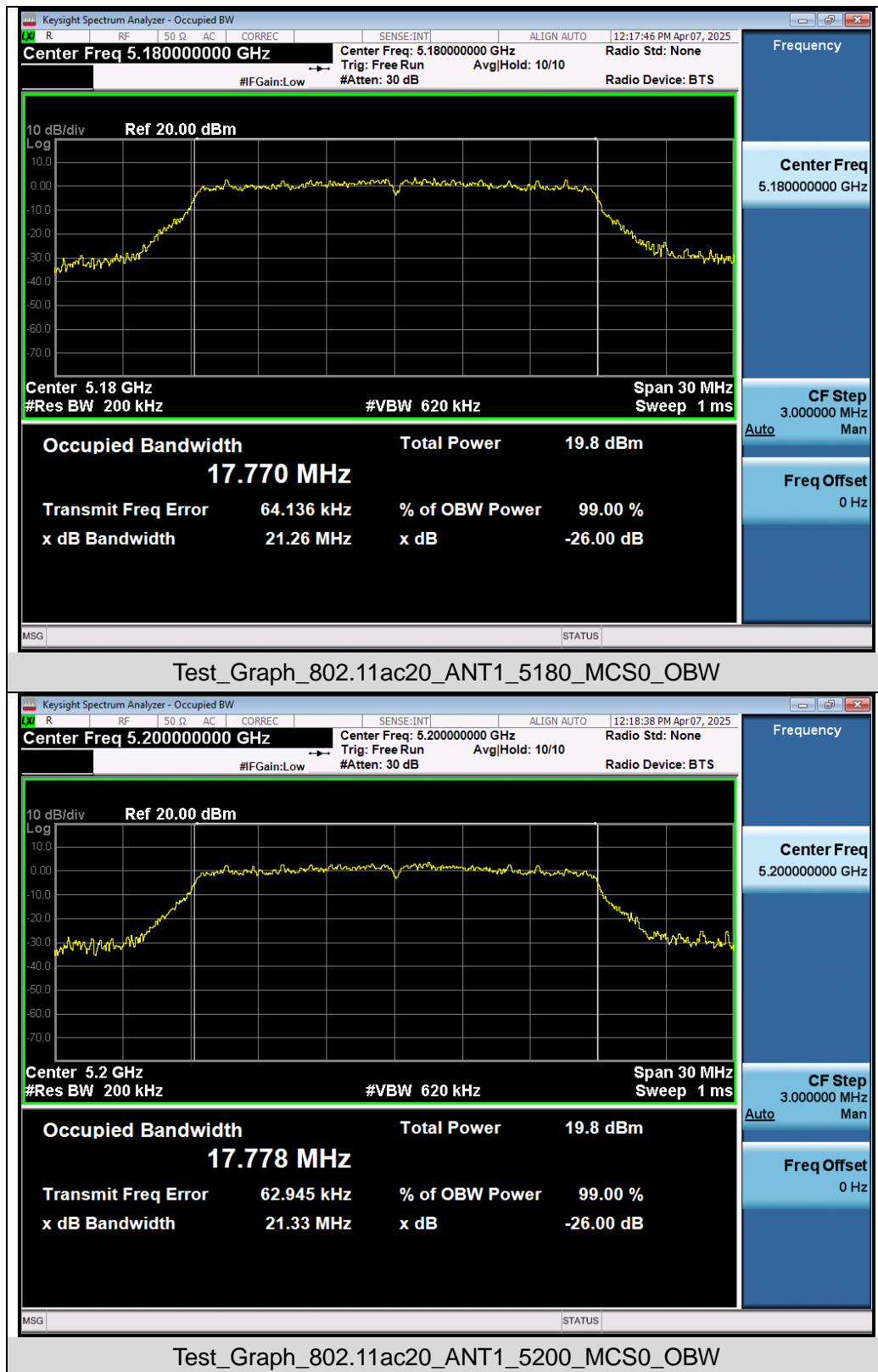


Any report having not been signed by authorized approver, or having been altered without authorization, or having not been stamped by the "Dedicated Testing/Inspection Stamp" is deemed to be invalid. Copying or excerpting portion of, or altering the content of the report is not permitted without the written authorization of AGC. The test results presented in the report apply only to the tested sample. Any objections to report issued by AGC should be submitted to AGC within 15days after the issuance of the test report. Further enquiry of validity or verification of the test report should be addressed to AGC by agc01@agccert.com.

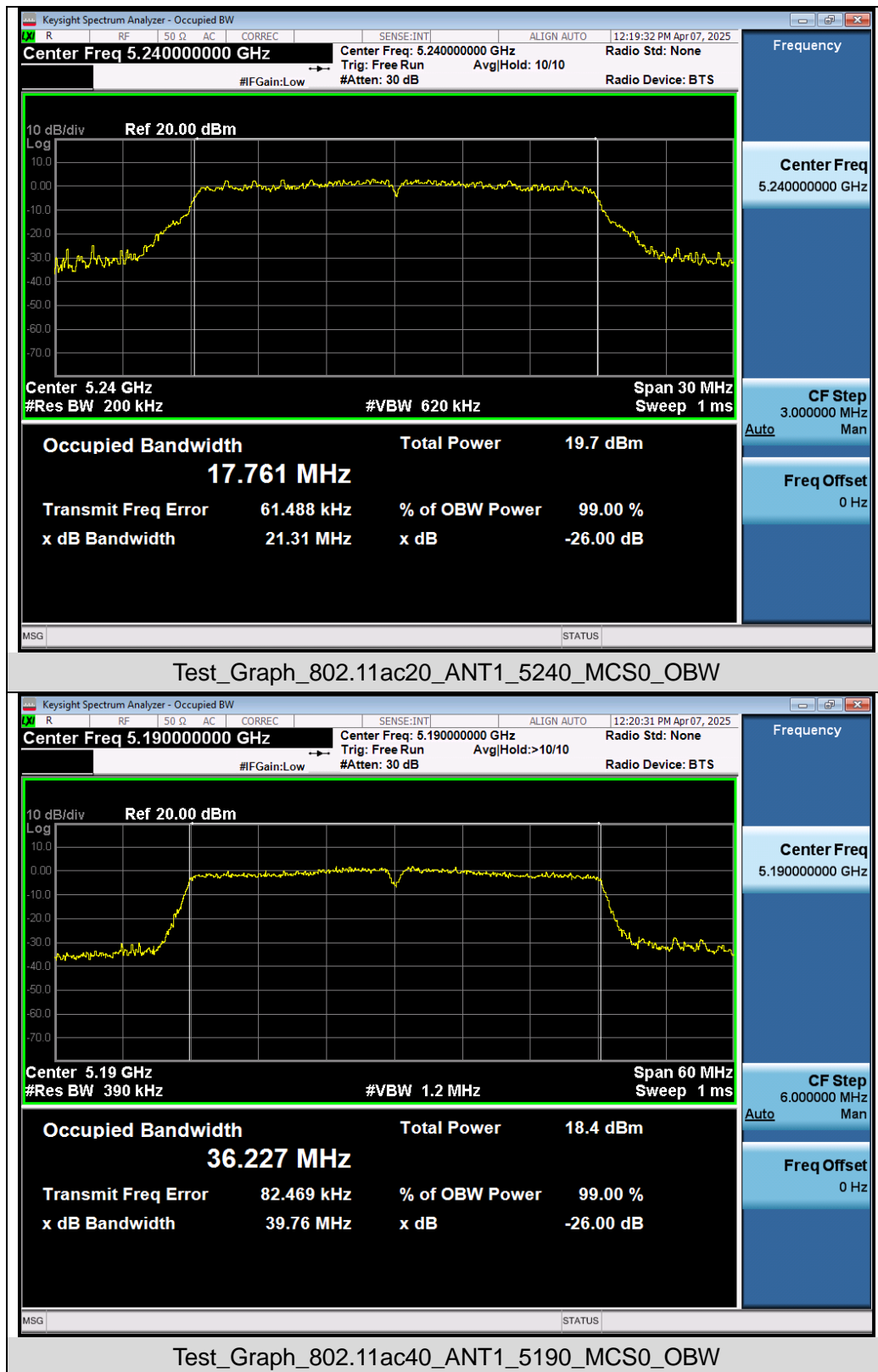




Any report having not been signed by authorized approver, or having been altered without authorization, or having not been stamped by the "Dedicated Testing/Inspection Stamp" is deemed to be invalid. Copying or excerpting portion of, or altering the content of the report is not permitted without the written authorization of AGC. The test results presented in the report apply only to the tested sample. Any objections to report issued by AGC should be submitted to AGC within 15days after the issuance of the test report. Further enquiry of validity or verification of the test report should be addressed to AGC by agc01@agccert.com.

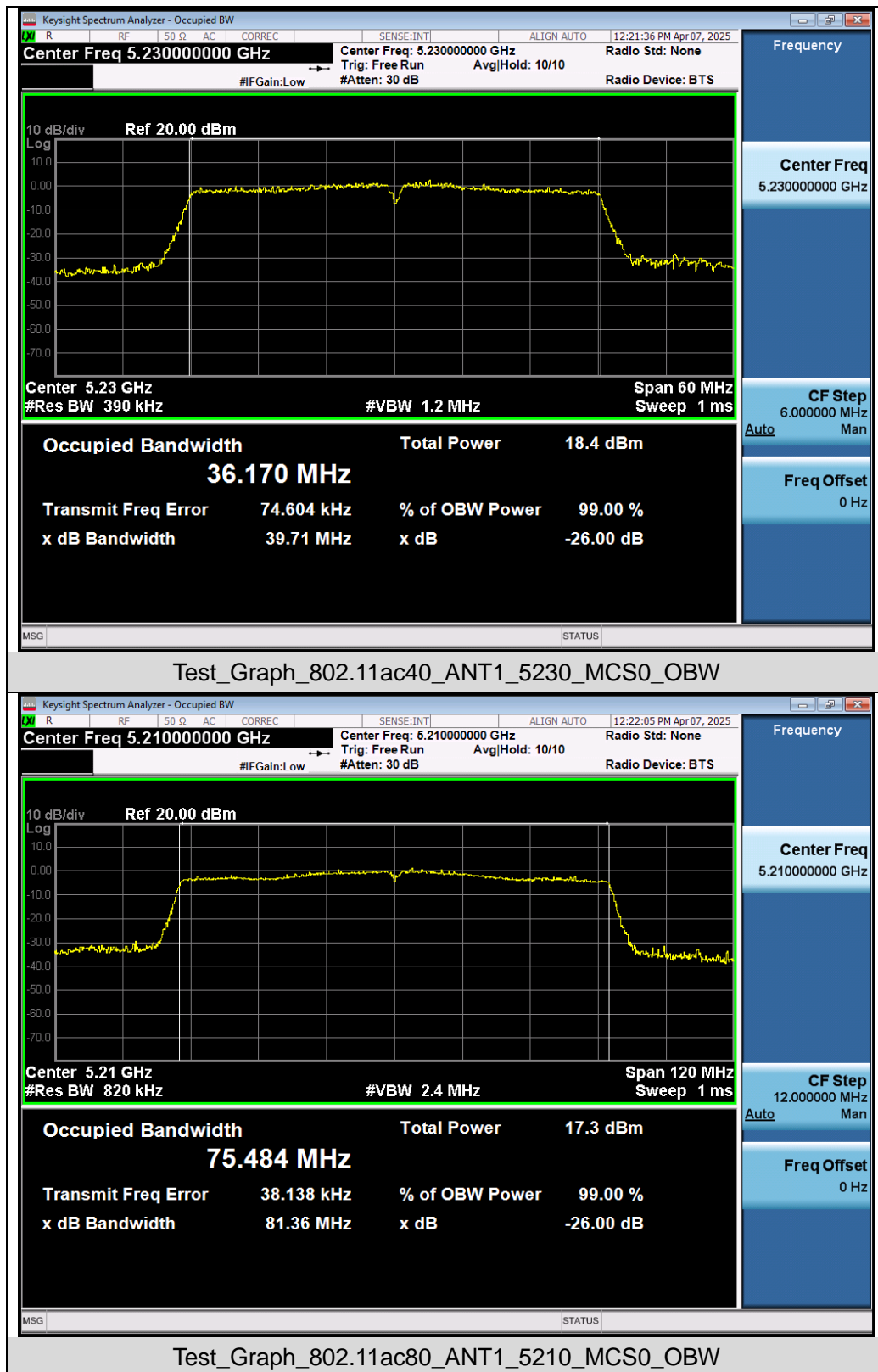


Any report having not been signed by authorized approver, or having been altered without authorization, or having not been stamped by the "Dedicated Testing/Inspection Stamp" is deemed to be invalid. Copying or excerpting portion of, or altering the content of the report is not permitted without the written authorization of AGC. The test results presented in the report apply only to the tested sample. Any objections to report issued by AGC should be submitted to AGC within 15days after the issuance of the test report. Further enquiry of validity or verification of the test report should be addressed to AGC by agc01@agccert.com.



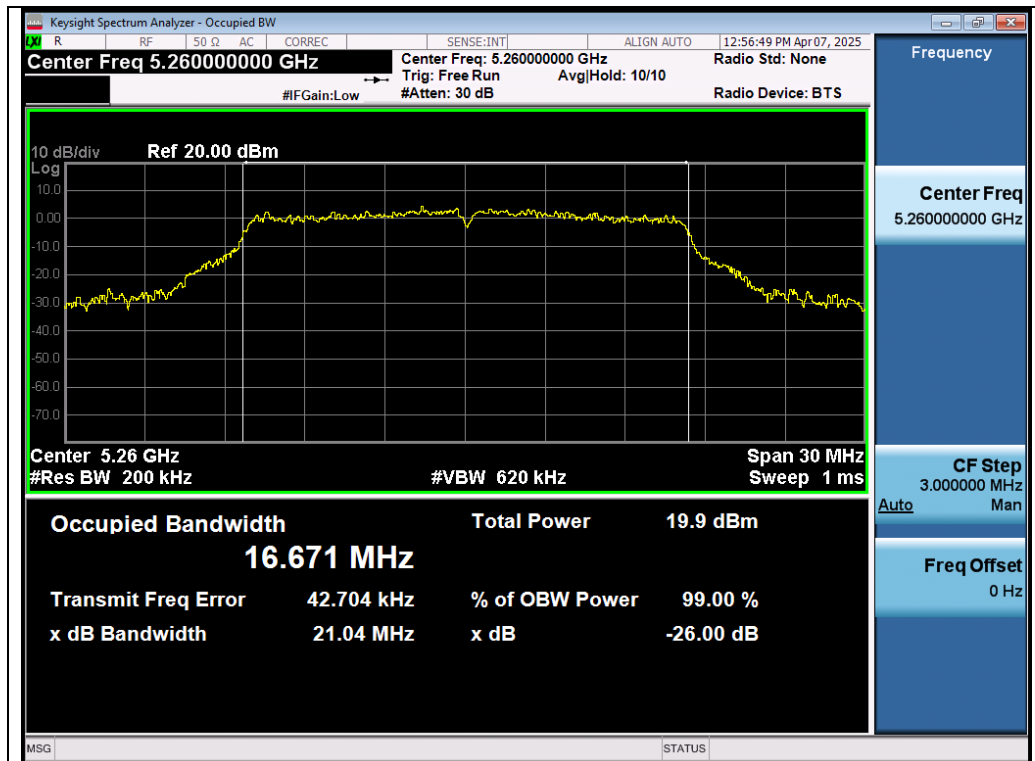
Any report having not been signed by authorized approver, or having been altered without authorization, or having not been stamped by the "Dedicated Testing/Inspection Stamp" is deemed to be invalid. Copying or excerpting portion of, or altering the content of the report is not permitted without the written authorization of AGC. The test results presented in the report apply only to the tested sample. Any objections to report issued by AGC should be submitted to AGC within 15days after the issuance of the test report. Further enquiry of validity or verification of the test report should be addressed to AGC by agc01@agccert.com.



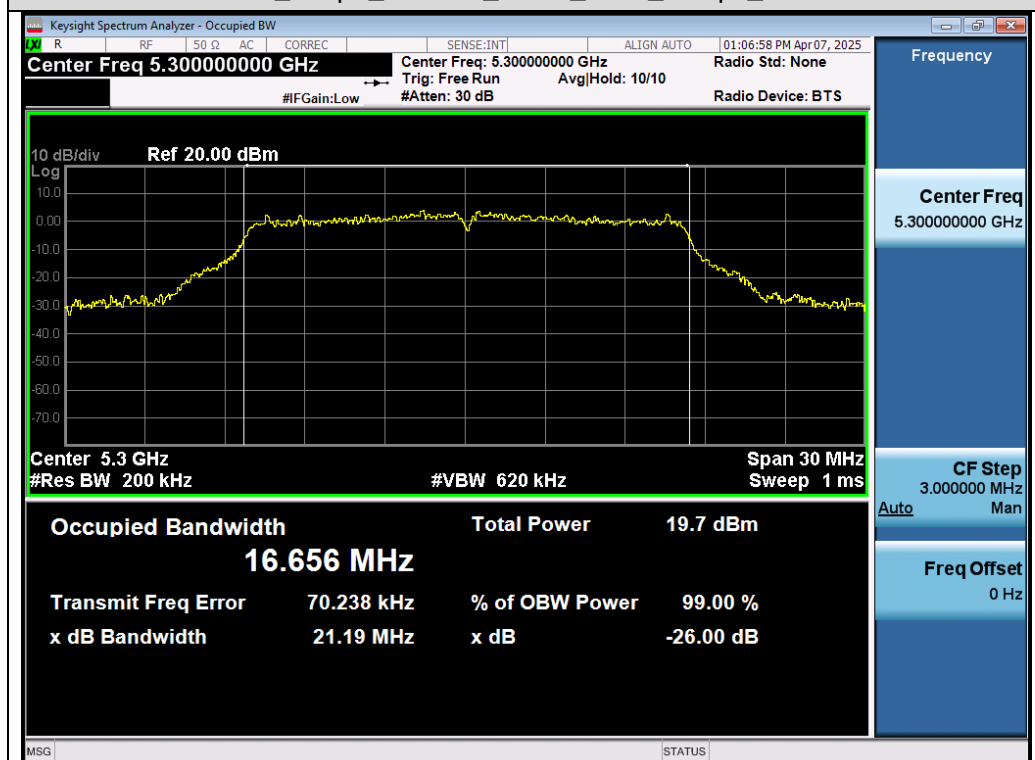


Any report having not been signed by authorized approver, or having been altered without authorization, or having not been stamped by the "Dedicated Testing/Inspection Stamp" is deemed to be invalid. Copying or excerpting portion of, or altering the content of the report is not permitted without the written authorization of AGC. The test results presented in the report apply only to the tested sample. Any objections to report issued by AGC should be submitted to AGC within 15days after the issuance of the test report. Further enquiry of validity or verification of the test report should be addressed to AGC by agc01@agccert.com.

### Test Graphs of Occupied Bandwidth for band 5.25-5.35 GHz

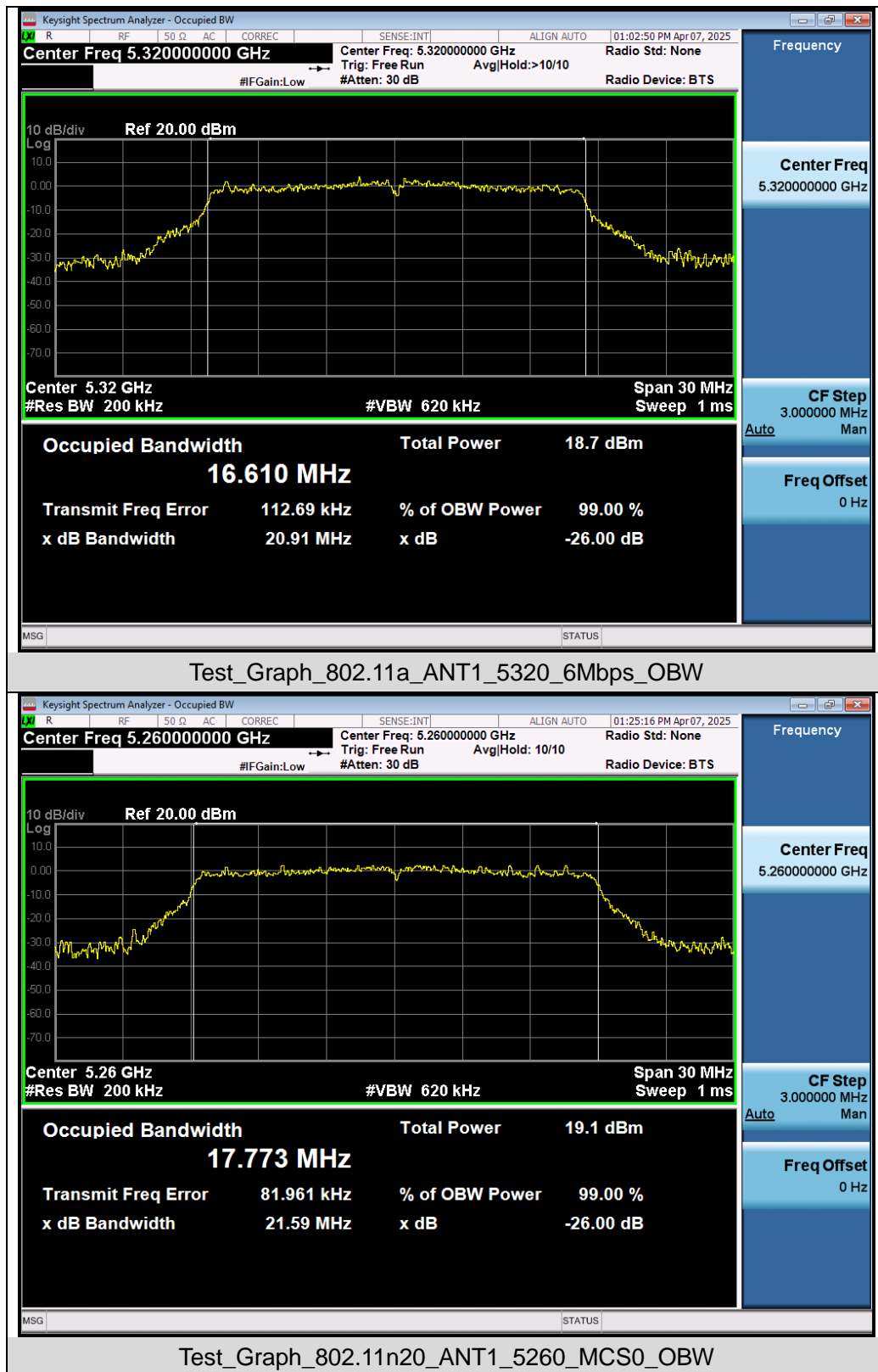


Test\_Graph\_802.11a\_ANT1\_5260\_6Mbps\_OBW

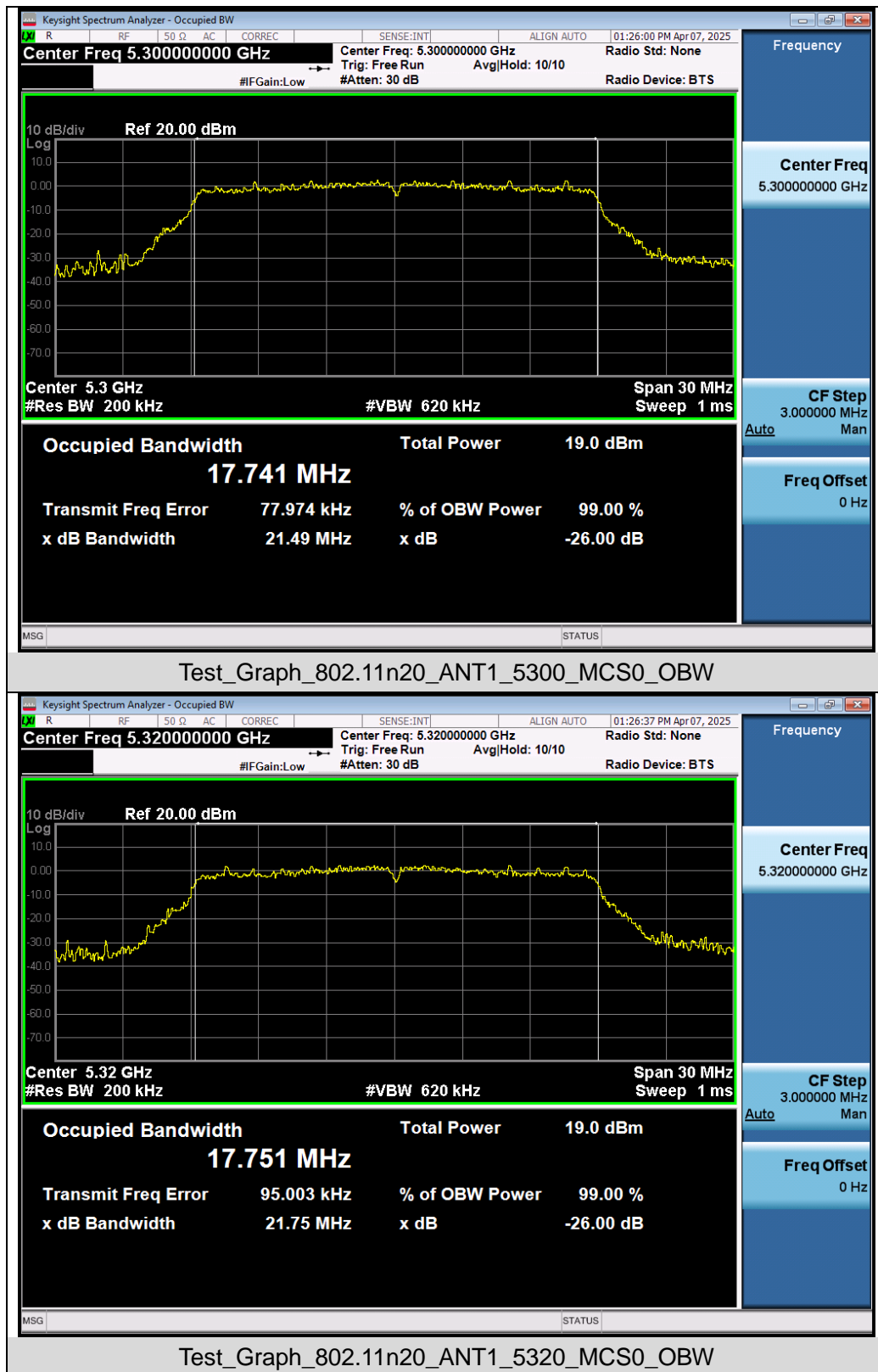


Test\_Graph\_802.11a\_ANT1\_5300\_6Mbps\_OBW

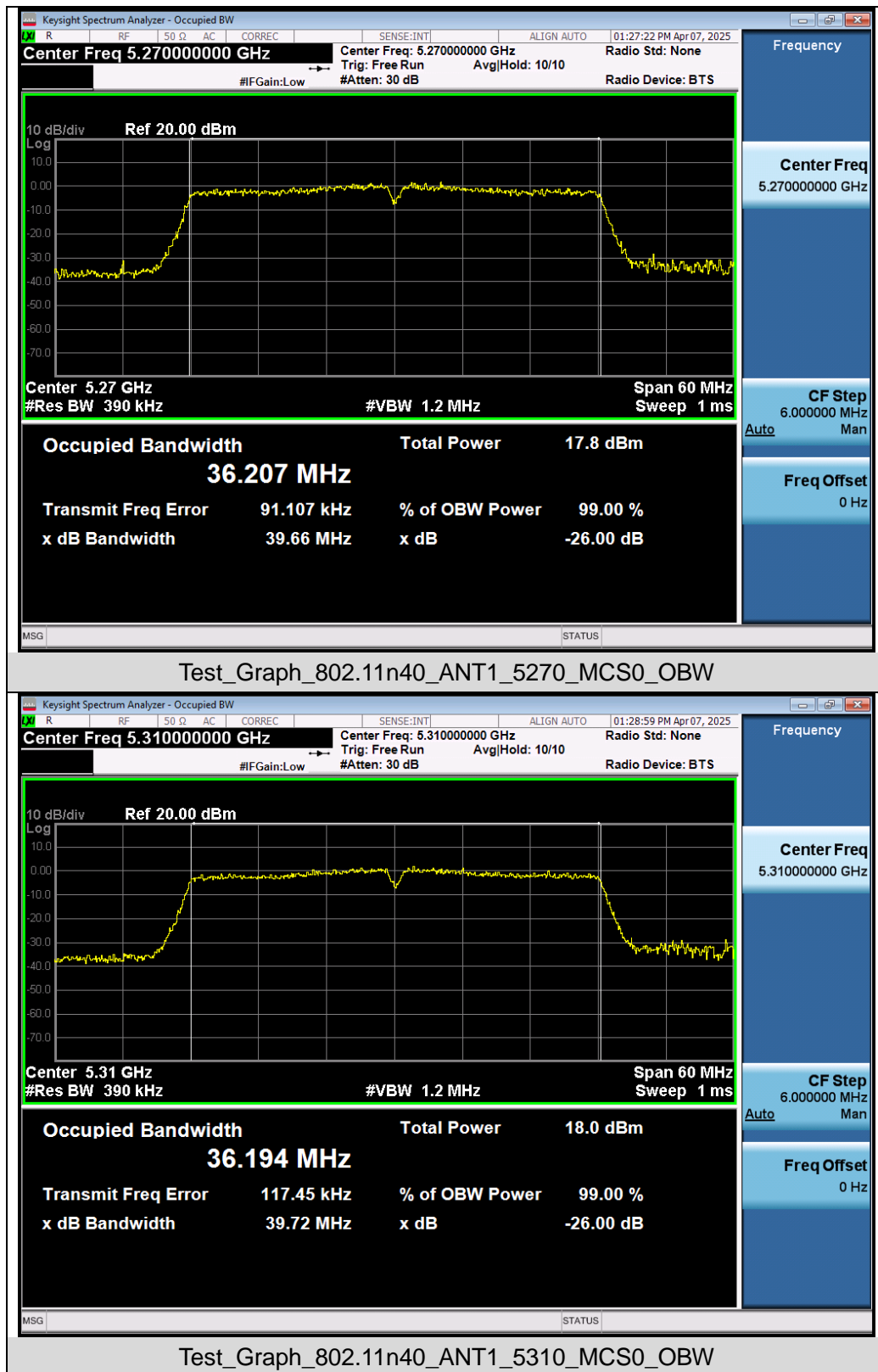
Any report having not been signed by authorized approver, or having been altered without authorization, or having not been stamped by the "Dedicated Testing/Inspection Stamp" is deemed to be invalid. Copying or excerpting portion of, or altering the content of the report is not permitted without the written authorization of AGC. The test results presented in the report apply only to the tested sample. Any objections to report issued by AGC should be submitted to AGC within 15days after the issuance of the test report. Further enquiry of validity or verification of the test report should be addressed to AGC by agc01@agccert.com.



Any report having not been signed by authorized approver, or having been altered without authorization, or having not been stamped by the "Dedicated Testing/Inspection Stamp" is deemed to be invalid. Copying or excerpting portion of, or altering the content of the report is not permitted without the written authorization of AGC. The test results presented in the report apply only to the tested sample. Any objections to report issued by AGC should be submitted to AGC within 15days after the issuance of the test report. Further enquiry of validity or verification of the test report should be addressed to AGC by agc01@agccert.com.

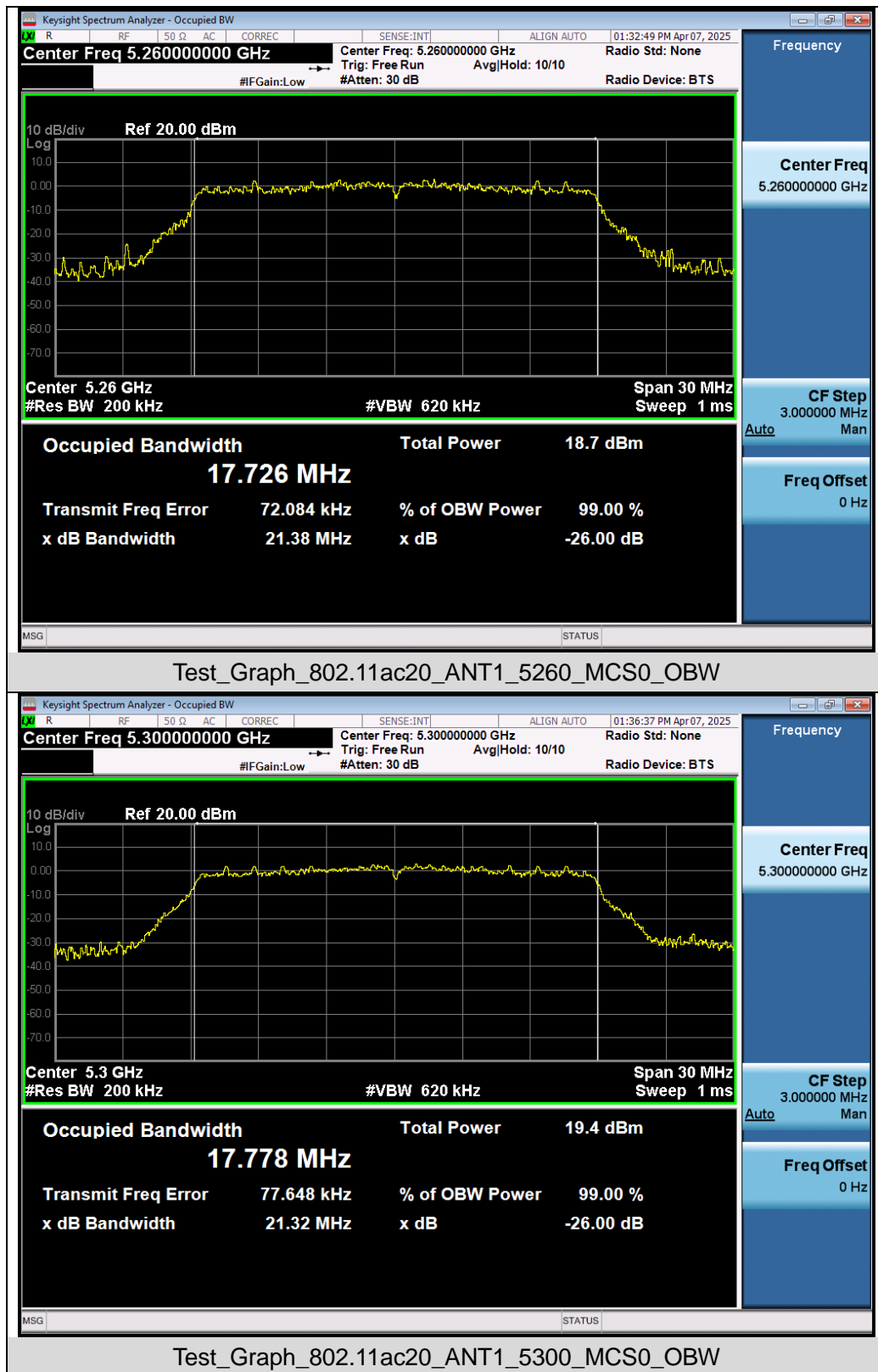


Any report having not been signed by authorized approver, or having been altered without authorization, or having not been stamped by the "Dedicated Testing/Inspection Stamp" is deemed to be invalid. Copying or excerpting portion of, or altering the content of the report is not permitted without the written authorization of AGC. The test results presented in the report apply only to the tested sample. Any objections to report issued by AGC should be submitted to AGC within 15days after the issuance of the test report. Further enquiry of validity or verification of the test report should be addressed to AGC by agc01@agccert.com.

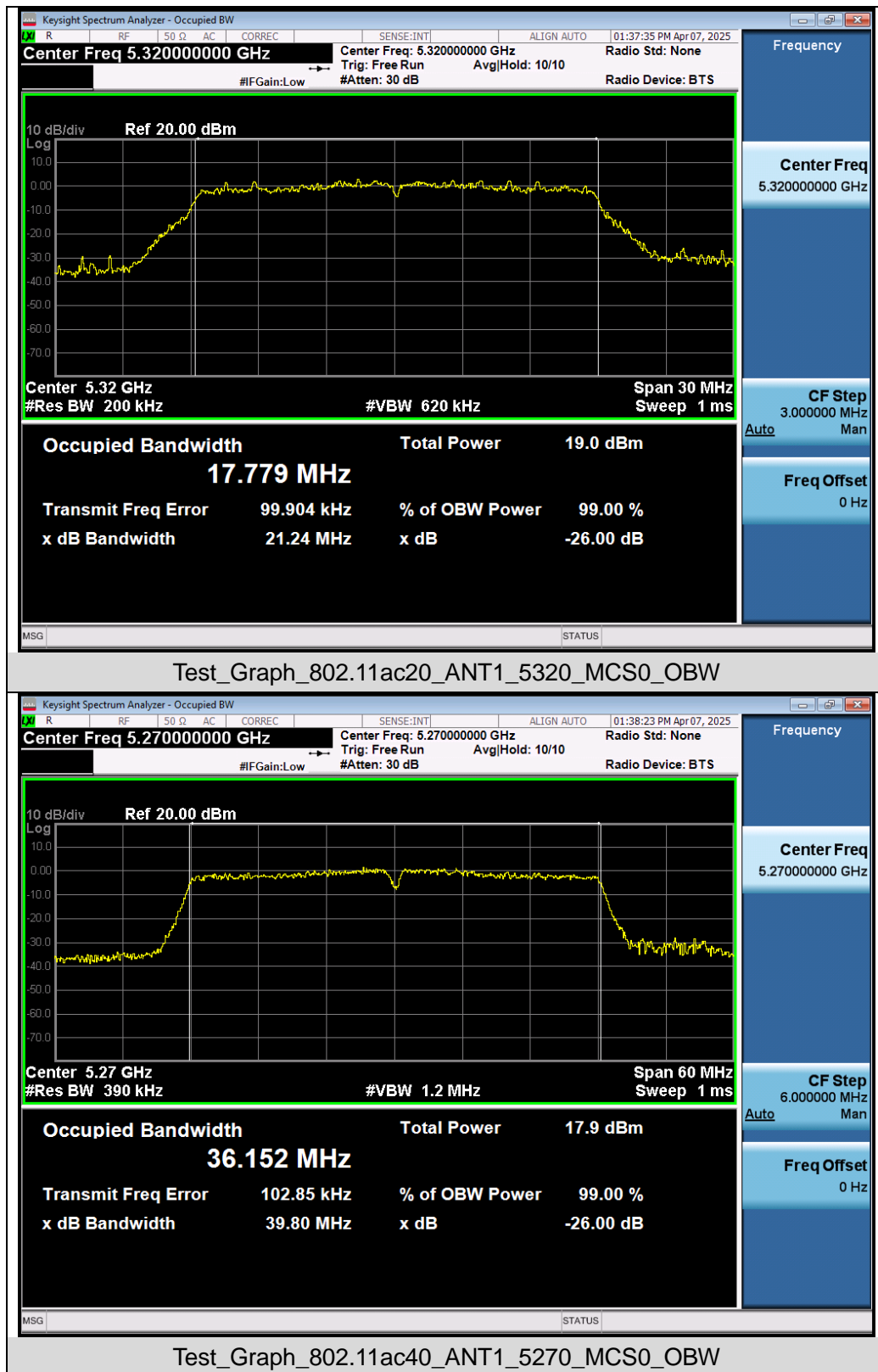


Any report having not been signed by authorized approver, or having been altered without authorization, or having not been stamped by the "Dedicated Testing/Inspection Stamp" is deemed to be invalid. Copying or excerpting portion of, or altering the content of the report is not permitted without the written authorization of AGC. The test results presented in the report apply only to the tested sample. Any objections to report issued by AGC should be submitted to AGC within 15days after the issuance of the test report. Further enquiry of validity or verification of the test report should be addressed to AGC by agc01@agccert.com.



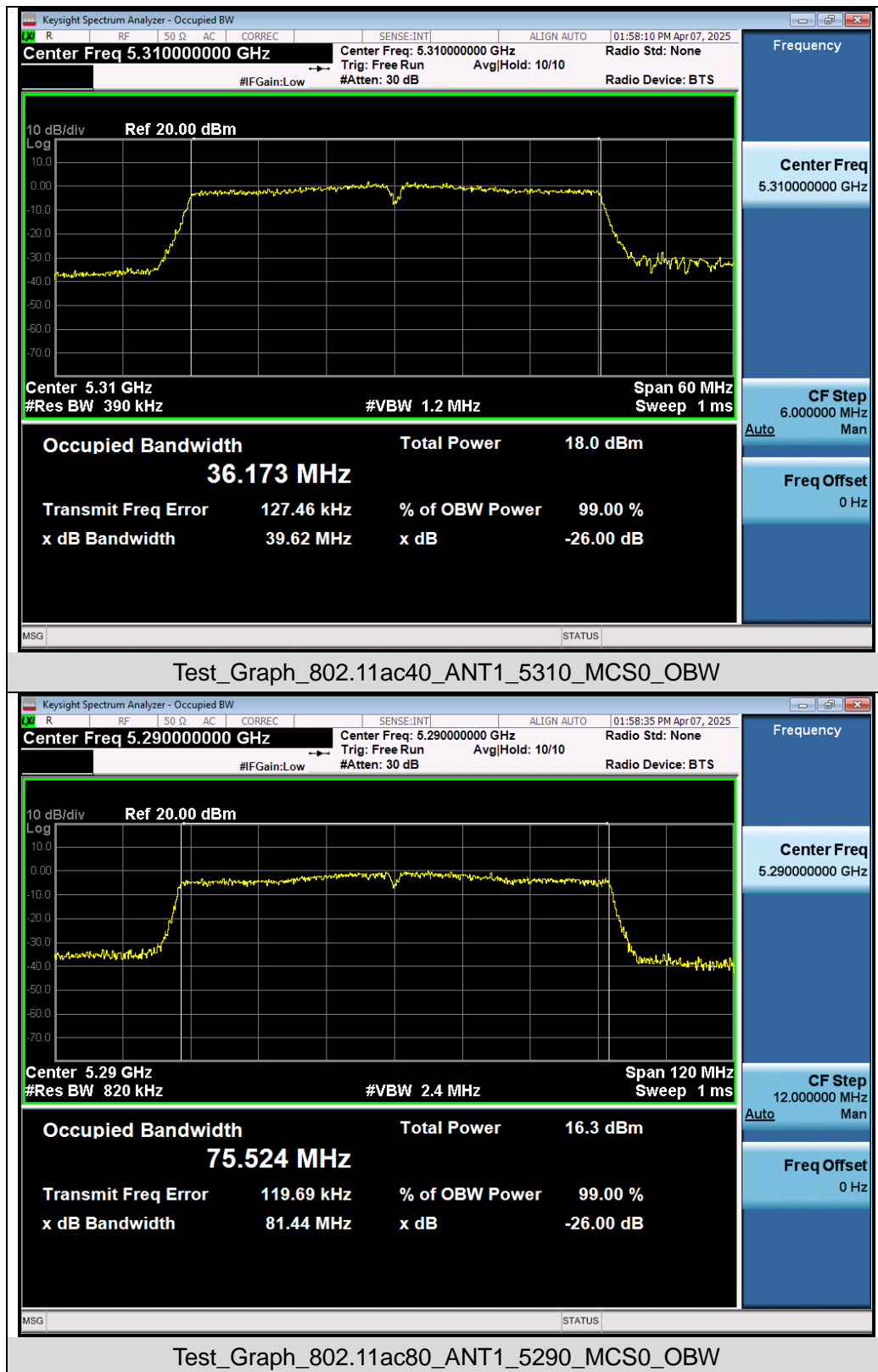


Any report having not been signed by authorized approver, or having been altered without authorization, or having not been stamped by the "Dedicated Testing/Inspection Stamp" is deemed to be invalid. Copying or excerpting portion of, or altering the content of the report is not permitted without the written authorization of AGC. The test results presented in the report apply only to the tested sample. Any objections to report issued by AGC should be submitted to AGC within 15days after the issuance of the test report. Further enquiry of validity or verification of the test report should be addressed to AGC by agc01@agccert.com.



Any report having not been signed by authorized approver, or having been altered without authorization, or having not been stamped by the "Dedicated Testing/Inspection Stamp" is deemed to be invalid. Copying or excerpting portion of, or altering the content of the report is not permitted without the written authorization of AGC. The test results presented in the report apply only to the tested sample. Any objections to report issued by AGC should be submitted to AGC within 15days after the issuance of the test report. Further enquiry of validity or verification of the test report should be addressed to AGC by agc01@agccert.com.





Any report having not been signed by authorized approver, or having been altered without authorization, or having not been stamped by the "Dedicated Testing/Inspection Stamp" is deemed to be invalid. Copying or excerpting portion of, or altering the content of the report is not permitted without the written authorization of AGC. The test results presented in the report apply only to the tested sample. Any objections to report issued by AGC should be submitted to AGC within 15days after the issuance of the test report. Further enquiry of validity or verification of the test report should be addressed to AGC by agc01@agccert.com.