

L50

# 蓝牙音箱

使用说明书



蓝牙音箱按键功能说明:

- ① [ 键 ] 长按3秒提示AUXmode音箱开机，开机后默认感应模式；  
AUX mode模式下，建议将手机音量调节至90%以上，效果更佳；
- ② [ M键 ] 单击音箱切换蓝牙模式 [ Bluetooth mode ]  
感应模式 [ AUX mode ]；
- ③ [ ◀◀键 ] 蓝牙模式下单击 ◀◀键切换上一曲，长按加音量；
- ④ [ ▶▶键 ] 蓝牙模式下单击 ▶▶键切换下一曲，长按减音量；
- ⑤ 长按 键 3秒提示Power off 音箱关机。

桌面小型手机支架:


扬声器具有手机支架功能并且支持15W无线充电。

音箱规格:

型号	L50
无线音箱蓝牙名称	L50 Pro

喇叭功率	5W
喇叭尺寸	52mm
播放时长	4-8小时 ( 音量大小而定 )
蓝牙版本	5.3
蓝牙接收距离	10M
输入	DC-5V ( Type-c )
电池容量	1000mAh
输出	5V-1A
材质	ABS/硅胶
播放模式	蓝牙模式/感应模式
充电时长	2-3小时
尺寸	146*108*90mm

- 手机蓝牙可以同时连接L50和L50 Pro两个设备，尽享蓝牙音箱和无线遥控器的结合。
- 畅玩手机，放开双手，随心所欲。
- 注：遥控器5分钟内未执行任何操作将自动关机，放回支架会自动充电。



L50

# Bluetooth speaker

operation instructions



Bluetooth speaker button function description:



- ① [ 键 ] Long press for 3 seconds to prompt AUX mode speaker to turn on, default sensing mode after turning on;  
In AUX mode, it is recommended to adjust the volume of the phone to above 90% for better results;
- ② [M key] Click on the speaker to switch Bluetooth mode [Bluetooth mode] Sensing mode [AUX mode];
- ③ [ ◀◀ Key] Click the ◀◀ key in Bluetooth mode to switch to the previous track, long press to increase volume;
- ④ [ ▶▶ Key] In Bluetooth mode, click the ▶▶ key to switch to the next track, and long press to reduce the volume,
- ⑤ Press and hold for 键 3 seconds to prompt the power off speaker to shut down.
- Desktop small phone holder:  
The speaker has a phone holder function and supports 15W wireless charging.

Speaker specifications:

Model	L50
Wireless speaker Bluetooth name	L50 Pro

Speaker Power	5W
Drive Unit	52mm
Play duration	4-8 hours (depending on volume level)
Bluetooth version	5.3
Bluetooth reception distance	10M
input	DC-5V ( Type-c )
Battery capacity	1000mAh
output	5V-1A
texture of material	ABS/Silicone
Play mode	Bluetooth mode/sensor mode
Charging duration	2-3 hours
Size	146*108*90mm

- Mobile Bluetooth can connect both L50 and L50 Pro devices simultaneously, enjoying the combination of Bluetooth speaker and wireless remote control.
- Play with your phone freely, let go of your hands, and do whatever you want.
- Note: If the remote control does not perform any operation within 5 minutes, it will automatically shut down, and when it is returned to the stand, it will automatically charge.



FCC Warning

This device complies with Part 15 of the FCC Rules. Operation is subject to the following two conditions:

(1) This device may not cause harmful interference, and (2) this device must accept any interference received, including interference that may cause undesired operation.

NOTE 1: This equipment has been tested and found to comply with the limits for a Class B digital device, pursuant to part 15 of the FCC Rules.

These limits are designed to provide reasonable protection against harmful interference in a residential installation. This equipment generates, uses and can radiate radio frequency energy and, if not installed and used in accordance with the instructions, may cause harmful interference to radio communications. However, there is no guarantee that interference will not occur in a particular installation. If this equipment does cause harmful interference to radio or television reception, which can be determined by turning the equipment off and on,

the user is encouraged to try to correct the interference by one or more of the following measures:

- Reorient or relocate the receiving antenna.

- Increase the separation between the equipment and receiver.

-Connect the equipment into an outlet on a circuit different from that to which the receiver is connected.

-Consult the dealer or an experienced radio/TV technician for help.

NOTE 2: Any changes or modifications to this unit not expressly approved by the party responsible for compliance could void the user's authority to operate the equipment.

The device has been evaluated to meet general RF exposure requirement. The device can be used in portable exposure condition without restriction.