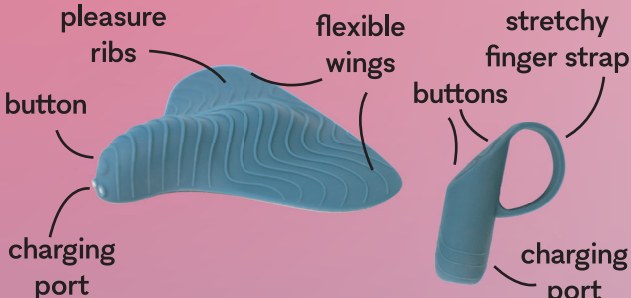






成品尺寸70\*95MM，展开285\*210MM  
128G铜板纸，四色印刷，折页，切成品

正面



背面

<p><b>Say Hello To Enby™</b></p> <p>Enby™ is a vibrator designed to be used in many ways, with any anatomy.</p> 	<p><b>Using Enby™</b></p> <p>Enby™ has a single button that controls the vibration settings. Press and hold the button for 2 seconds to power on Enby™. Quickly press the button once more to start vibrations. Press the button again to cycle through the different speeds and patterns. Press and hold the button for 2 seconds to turn Enby™ off. You can also cycle backwards and forward through the vibration modes by clicking up or down on the remote.</p>	<p><b>Charging Enby™</b></p> <p>For best performance, fully charge Enby™ before use.</p> <p>To charge Enby™ or its remote, connect the included magnetic charging cable to the metal contacts. Then plug the cable into any 5V USB power source. Enby™'s battery lasts up to 2 hours. When Enby™ or its remote is charging, its light will blink. When fully charged, it will remain illuminated.</p>
<p><b>Ways to Try Enby™</b></p> <p>Lay Enby™ down on a flat surface (a bed is perfect) and grind on its contoured hump. Adjust pressure by shifting your body weight.</p> 	<p>Tuck Enby™ inside a harness or underwear to add stimulating vibration for the wearer. Enby™'s flexible body and tip wraps and contours comfortably to your body.</p> 	<p>Flex and curl Enby™'s wings to grab, stroke, and massage. To ensure a good grip, only apply lube to the bottom ribbed side of Enby™ when using in this way.</p> 
<p><b>1 Year Warranty</b></p> <p>Wild Flower warrants your toy for a period of one year from the date of the original purchase against any defects due to faulty materials or workmanship. If the product fails during the warranty period, Wild Flower will repair or replace the toy free of charge.</p> <p>For more information visit <a href="http://wildflowersex.com/warranty">wildflowersex.com/warranty</a></p> 	<p><b>Cleaning Enby™</b></p> <p>We recommend washing your Enby™ with warm water and a gentle soap or water based toy cleaner.</p> <p>DO NOT use alcohol, petroleum, or acetone products on your toy.</p>	<p><b>Warnings</b></p> <p>DO NOT use silicone-based lube with Enby™. DO NOT wash Enby™ in the dishwasher. DO NOT boil, bake, or microwave. DO NOT expose to extreme temperatures (hot or cold)</p>

**FCC Warning:**

This equipment has been tested and found to comply with the limits for a Class B digital device, pursuant to part 15 of the FCC Rules. These limits are designed to provide reasonable protection against harmful interference in a residential installation. This equipment generates, uses and can radiate radio frequency energy and, if not installed and used in accordance with the instructions, may cause harmful interference to radio communications. However, there is no guarantee that interference will not occur in a particular installation. If this equipment does cause harmful interference to radio or television reception, which can be determined by turning the equipment off and on, the user is encouraged to try to correct the interference by one or more of the following measures:

- Reorient or relocate the receiving antenna.
- Increase the separation between the equipment and receiver.
- Connect the equipment into an outlet on a circuit different from that to which the receiver is connected.
- Consult the dealer or an experienced radio/TV technician for help.

**Caution:** Any changes or modifications to this device not explicitly approved by manufacturer could void your authority to operate this equipment.

This device complies with part 15 of the FCC Rules. Operation is subject to the following two conditions:

(1) This device may not cause harmful interference, and (2) this device must accept any interference received, including interference that may cause undesired operation.

This equipment complies with FCC radiation exposure limits set forth for an uncontrolled environment. This equipment should be installed and operated with minimum distance 0cm between the radiator and your body.