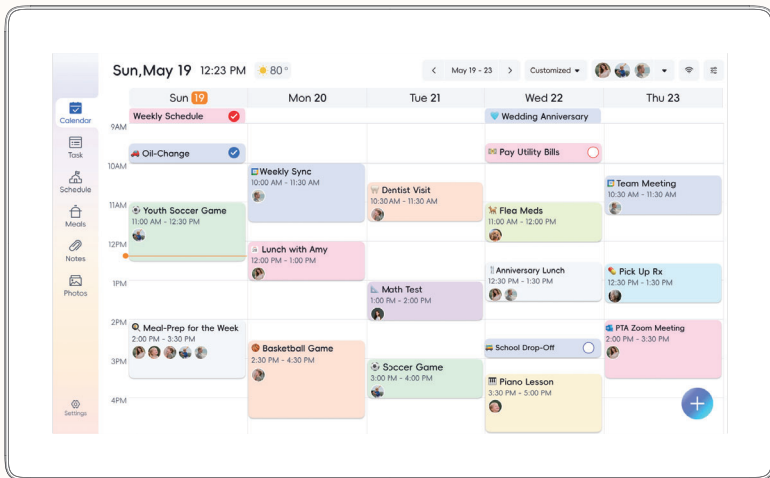



User Manual

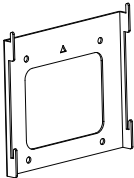
Smart Calendar



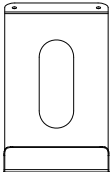
What's in the box



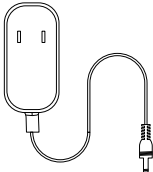
Zicalstar Calendar



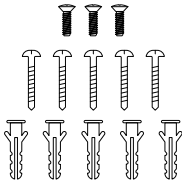
Wall Mount



Stand

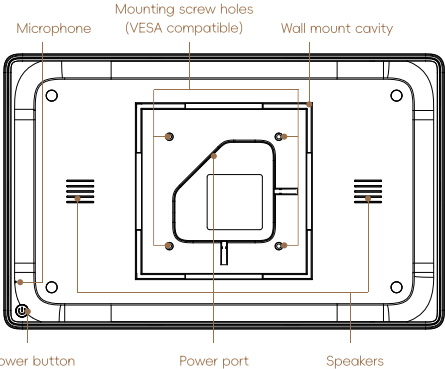
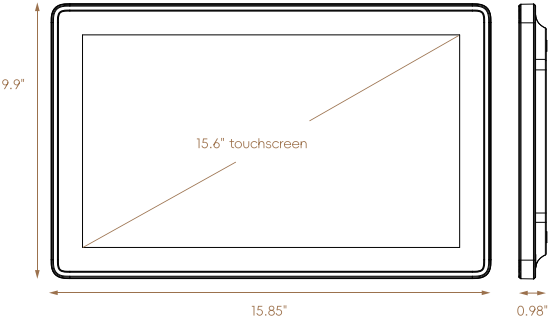


Power adapter
and power cable (5 ft.)



Universal screws
and anchors

Digital Calendar



Quick Start Guide

Setup Instructions	1
Stand	1
Wall Mount	2
Get the App	3
Activate	4
Sync	7
Invite	7
Photos	8
Support	8

Setup Instructions

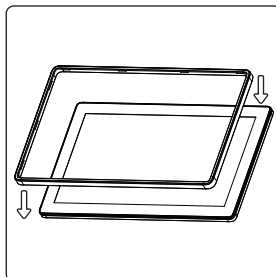
The Zicalstar calendar can currently only be displayed in landscape orientation.

For video instructions, visit youtube.com/@zicalstarofficial, or scan the QR code to follow Zicalstar's YouTube channel.

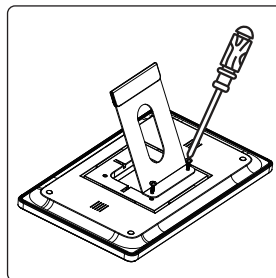


Stand

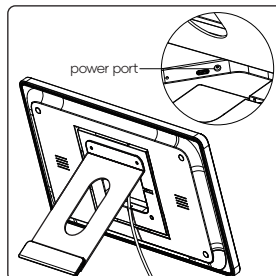
1. (Optional) Attach the outer frame. Align the frame with the front edge of the display and press firmly until it clicks into place. Feel free to skip this step if you prefer a frameless appearance.



2. Align the stand's two mounting holes with the VESA-compatible screw holes on the back of the display. Insert the two included screws and tighten them evenly.

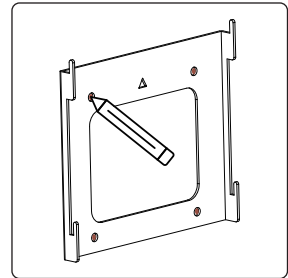


3. Connect the power cable to the port on the rear of the display, plug the power adapter into a wall outlet, then set the device on your desk and it's ready to use.

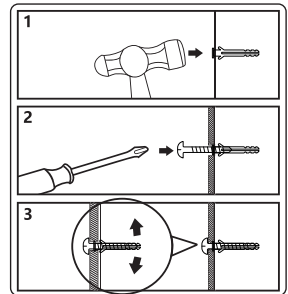


Wall Mount

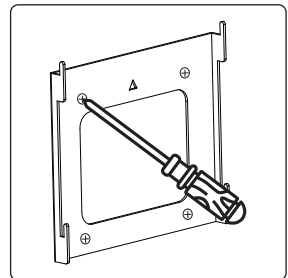
1. Position the wall mount template against the wall, ensuring the slot is oriented with the narrower end at the top. Use a marker to mark the four drilling points.



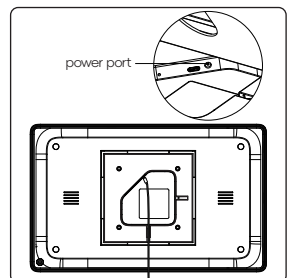
2. Then drill holes with a twist drill bit to a depth of approximately 5 mm. Insert a wall anchor into the hole and secure the mounting bracket with the included screw.



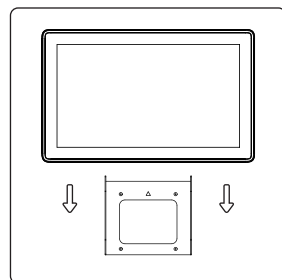
4. Install wall anchors and attach with the remaining screws.



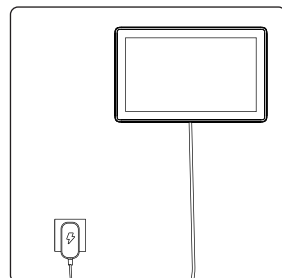
5. Connect the power cable to the port on the rear of the display.



6. Lift the display's back panel onto the mounting bracket, then slide it forward to secure the connection.



7. Plug the power adapter into a wall outlet.



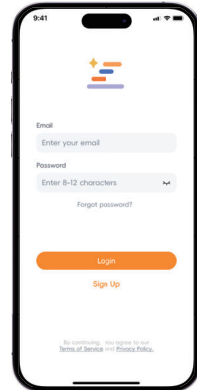
Get the App

Download Zical from the App Store or Google Play, or simply scan the QR code below.

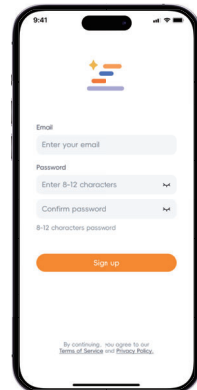


Activate

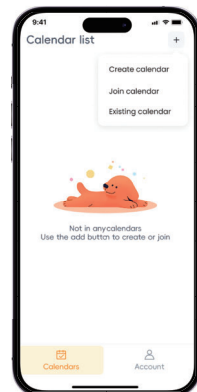
1. Open the app and tap "Sign Up" to register.



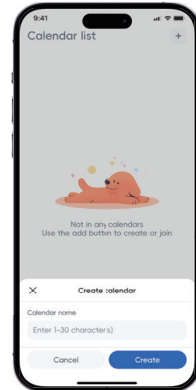
2. Enter your email address in the email field, create a password, and tap "Sign Up" to continue.



3. After being redirected to the Calendar list page, your account registration is confirmed. Tap the "+Add" button to create your first calendar.



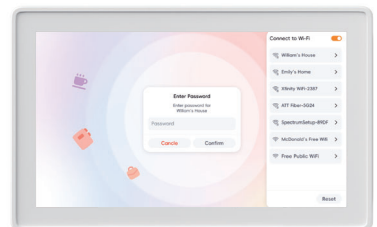
4. Create a calendar and enter its name Tap "Confirm" to continue.



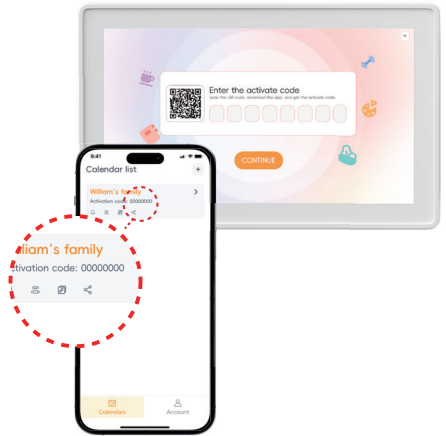
5. The newly created calendar will automatically appear in your calendar list. Locate the 8-digit activation code displayed next to the calendar entry.



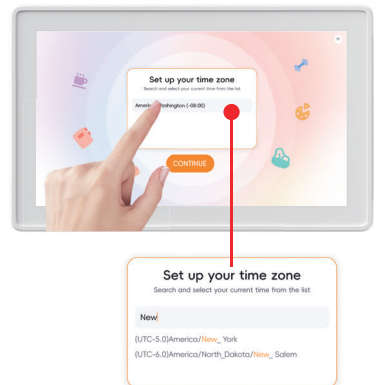
6. Connect the Zicalstar calendar to a power cable. On the startup screen, select your Wi-Fi network, enter the password, and tap "Confirm" to complete the setup.



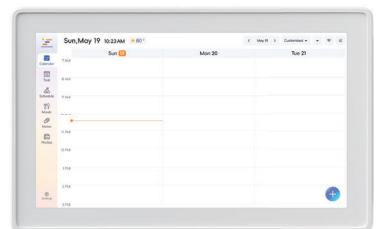
7. Enter the 8-digit activation code from the website on your Zicalstar calendar, then tap "CONTINUE".



8. Search and select your timezone then tap "CONTINUE".



9. Once the time zone is set, you'll be directed to the Zicalstar calendar's home page.



Sync

Sync your Zicalstar calendar with your existing calendars (e.g. Google, Outlook, Apple, Cozi, Yahoo, Teamsnap) using your account credentials via the mobile app.

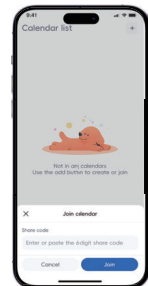

Any changes made to your online calendars will automatically sync with your Zicalstar calendar.

Invite

1. Open the app, tap "Calendar List", select "🔗" and locate the 6-digit sharing code displayed on the screen. Copy the code and share it with other users—they can paste it into their app to accept the invitation.



2. Open the app, tap the "+" button, select "Join Calendar", then enter the 6-digit sharing code, and tap "Join" to access the calendar.



Photos

Use the app to upload your photos to the Zicalstar calendar.

Support

If you have any questions about using or setting up your Zicalstar calendar:

- Please visit our **User Guide** at www.zicalstar.com/support
- Contact us at support@zicalstar.com
- Call our calendar support line at **765-532-0881**. Our customer service team is available 5 days a week, from 9:00 AM to 6:00 PM Pacific Time.

Make sure to download the Zical app to get the most out of your calendar!

RF Radiation Exposure Statement

This device complies with the RF radiation exposure limits set by the Federal Communications Commission (FCC) of the United States for uncontrolled environments. When installing and using this device, ensure that a minimum distance of 20 centimeters is maintained between the radiator and any part of the body.

FCC Warning

This device complies with the requirements of Part 15 of the FCC Rules. The operation of the device is subject to the following two conditions:

- (1) This device must not cause harmful interference.
- (2) This device must accept any interference received, including interference that may cause the device to operate unexpectedly.

Note 1: This device has been tested and complies with the limit requirements for Class B digital devices in Part 15 of the FCC Rules. These limits are designed to provide reasonable protection against harmful interference in residential environments. This device generates, uses, and radiates radio frequency energy. If it is not installed and used as instructed, it may cause harmful interference to radio communications. However, there is no guarantee that interference will not occur in a specific environment. If this device does cause harmful interference to radio or television reception (which can be determined by turning the device off and on), it is recommended that the user try one or more of the following measures to resolve the interference problem:

- (1) Readjust or relocate the receiving antenna.
- (2) Increase the distance between the device and the receiver.
- (3) Connect the device to a power outlet on a different circuit from that of the receiver.
- (4) Consult a dealer or an experienced radio/TV technician for assistance.

Note 2: Any changes or modifications to this device that are not expressly approved by the party responsible for compliance may result in the user losing the authority to operate the device.

Application and Smart Calendar Disclaimer

Important Notice: Please carefully read the following disclaimer before using the Zicalstar application and smart calendar. Using this product indicates that you agree to accept all the following terms and conditions. If you do not agree with any part of this disclaimer, please do not use this product.

(1) Scope of Application

This disclaimer applies to all users of the Zicalstar application and smart calendar developed by Shenzhen Zhixin Chuangzhi Technology Co., Ltd.

(2) Hardware-related Terms

a) Warranty Disclaimer

To the maximum extent permitted by applicable law, the hardware provided by our company is delivered "as is" and may have known or unknown defects. This warranty disclaimer and the specified remedies are the only ones, replacing all other oral, written, statutory, express or implied warranties, remedies, and conditions. Shenzhen Zhixin Chuangzhi Technology Co., Ltd. exempts all statutory and implied warranty liabilities within the scope permitted by law, including but not limited to the warranties of merchantability, fitness for a particular purpose, and the warranty against latent defects.

b) Limitation of Liability

Except as provided in this warranty clause and to the maximum extent permitted by law, our company shall not be liable for direct, special, incidental, or consequential damages caused by a breach of the warranty clause or condition, or based on any other legal theory, including but not limited to: loss of use, loss of income, loss of actual or expected profits (including loss of contract profits), loss of reputation, data loss, damage, leakage or corruption, and any indirect or subsequent loss or damage, including the cost of replacing equipment and property, any cost of restoring, programming or copying data stored in or used with our company's products, or the failure to keep the information stored in our company's products confidential.

The above limitations do not apply to claims for death or personal injury, or any statutory liability arising from intentional and grossly negligent acts and/or omissions.

Our company does not guarantee that it will be able to repair any equipment in accordance with this warranty clause, or that there will be no risk or loss to the information stored in our company's products when replacing the products.

In some states (countries and provinces), the exclusion or limitation of incidental or consequential damages is not allowed, so the above limitations or exclusions may not apply to you.

In any case, our company's total liability for damages to you (except as required by applicable law in cases involving personal injury) shall not exceed US\$99.00. Even if the above remedies fail to achieve their basic purpose, the above limitations still apply.

(3) Software-related Terms

a) Warranty Disclaimer

You expressly acknowledge and agree that, to the extent permitted by applicable law, the use of this software and any services performed or accessed through this software are at your sole risk, and all risks regarding the quality, performance, accuracy, and results of the software are also borne by you.

To the maximum extent permitted by applicable law, this software and services are provided "as is" and "as available", with all defects, and no warranty of any kind is provided. Shenzhen Zhixin Chuangzhi Technology Co., Ltd. disclaims all express or implied warranties and conditions related to this software and services, whether express, implied or statutory, including but not limited to the implied warranties and/or conditions of merchantability, satisfactory quality, fitness for a particular purpose, accuracy, quiet enjoyment, and non-infringement of the rights of third parties.

Our company does not guarantee that there will be no interference with your use of the software and services, that the functions included in the software or the services performed or provided by the software will meet your requirements, that the operation of the software and services will not be interrupted or contain errors, or that the defects in the software or services will be corrected.

You further acknowledge that this software and services are not designed for or suitable for situations or environments where the failure, delay, error or inaccuracy of the content, data or information provided by the software or services may lead to death, personal injury or serious physical harm. Any oral or written information or advice provided by our company or its authorized representatives does not constitute a warranty.

In some jurisdictions, the exclusion of implied warranties or the limitation of applicable statutory rights of consumers is not allowed, so the above exclusions and limitations may not apply to you.

b) Limitation of Liability

To the extent not prohibited by applicable law, in no event shall Shenzhen Zhixin Chuangzhi Technology Co., Ltd. and its affiliated companies, agents or principals be liable for personal injury or any incidental, special, indirect or consequential damages, including but not limited to loss of profits, data corruption or loss, inability to transmit or receive any data, business interruption or any other commercial damage or loss, whether such damages arise from or are related to your use or inability to use this software and services, and regardless of the theory of liability being contract, tort or otherwise, even if our company has been informed of the possibility of such damages.

In some jurisdictions, the exclusion or limitation of liability for personal injury, or liability for incidental or consequential damages is not allowed, so this limitation may not apply to you.

In any case, our company's total liability for damages (excluding cases involving personal injury, where required by law) shall not exceed \$99.00 USD. Even if the above remedies fail to achieve their basic purpose, the above limitations still apply.

(4) Content Disclaimer

You understand that by using any media sharing function of this device, you may encounter content that is considered offensive, indecent or objectionable, and such content may or may not contain explicit language or content. You agree to assume the risk of using this product on your own, and Shenzhen Zhixin Chuangzhi Technology Co., Ltd. shall not be liable for any content you obtain on the device.

In addition, regardless of how such content enters the device, it may be considered offensive, indecent or objectionable. Although our company strives to provide a good user experience, we cannot and will not guarantee that the service will always be safe, error-free, or that there will never be delays, interruptions or defects in the service.

(5) Dispute and Arbitration Clause

The signing, effectiveness, performance, and dispute resolution related to Zicalstar shall be governed by the laws of the People's Republic of China. Any disputes regarding these terms shall be resolved through friendly negotiation. If the negotiation fails, the dispute shall be submitted to the court with jurisdiction in the location of the company for litigation.

(6) Confirmation Clause

Using the Zicalstar application and smart calendar indicates that you have carefully read this agreement and understand its terms and consequences.

Feature Highlights



All-in-One Organization

Sync across devices and mobile apps to keep the whole family connected—anytime, anywhere.



Turn Chores into Fun with Interactive Rewards

Color-coded chores make chore assignments simpler. Encourage family members to complete chores with progress tracking and rewards.



Class Schedule

Customize schedules for each child and easily track their study plans.



Plan Your Family's Meals with Ease

Plan and track meals to promote healthy eating habits. “My kids no longer ask me what's for dinner!”



Real-time Notes

Customize styles and simplify shopping to-dos with real-time syncing.



Digital Photo Frame

Easily transfer photos to the digital frame directly from your phone. Share precious memories with the whole family.