




<div><div></div><div><h2>QUICK START GUIDE</h2></div><div><h3>Winter Warm Battery Heated Socks</h3></div><div></div><div><p>kb.minthouz.com/docs/Cozy-KEC-6000/v100/</p><p>Connect to the Link to View the QUICK START GUIDE</p><p>Official website: www.minthouz.com</p><p>Technical support: support@minthouz.com</p></div><div><div>Cozy KEC-6000</div></div></div>	<div><h3>INTRODUCTION</h3><p>These innovative heated socks allow you to control 4 temperature settings (Ultra-High, High, Medium, or Low) via a mobile app, with a range of 45–70°C (113–158°F) for customizable warmth. The app also enables you to control switch, adjust temperature, set timer, and activate quick-heat mode. Powered by dual 6000mAh batteries, they provide long-lasting warmth—up to 3.5 hours on Ultra-High or 7 hours on Low—making them perfect for winter sports, hiking, or daily wear. Crafted from soft, breathable, and stretchable fabric, they ensure comfort for both men and women. Plus, they're machine-washable for easy maintenance. Stay warm effortlessly in any cold-weather adventure.</p></div> <div><h3>OVERVIEW</h3><ol style="list-style-type: none">1. Power switch / Mode selection2. Battery indicator light (25% battery, 50% battery,75% battery, 100% battery).3. Heating indicator light Minimum Heat ● Maximum Heat ●●●●● Fast Heating Mode ●●●●●4. TYPE-C charging port</div>	<div><ol style="list-style-type: none">1. Switch Symbols2. Equipment Status3. Temperature Switching4. Temperature Range Adjustment5. Gear Adjustment6. Timing Button7. Quick Heating Mode Button8. Battery Level Display<p>(This feature is currently being optimized. Please stay tuned!)</p></div> <div><h3>FEATURE</h3><ul style="list-style-type: none">- Through the app, you can adjust the temperature, set the timer, activate the rapid heating mode, and view the status on the mobile app.- Four temperature settings are available: Ultra-High (65-70°C/149-158°F, 3.5 hours), High (55-60°C/131-140°F, 5 hours), Medium (50-55°C/122-131°F, 6 hours), and Low (45°C/113°F, 7 hours).- Equipped with two 6000mAh batteries, these socks provide up to 7 hours of warmth on the lowest setting, making them ideal for outdoor activities.- Made from soft, breathable materials, these heated socks are durable and elastic, suitable for both men and women.- The socks can be machine-washed or hand-washed, offering convenient care options.</div>	<div><h3>SPECIFICATION</h3><ul style="list-style-type: none">- Size: 6-14- Color: Black+Blue+White- Cylinder length: 35cm/13.78 inch- Foot length: 22cm/8.66 inch- Cylinder width: 10cm/3.94 inch- Design: Battery pocket button design- Heating area coverage: Forefoot, instep, and toes- Weight: 202g/0.45lb- Battery: 2x 5V 6000mAh Battery- Low: 45°C/113°F ; 7 Hours- Medium: 50-55°C/122-131°F ; 6 Hours- High: 55-60°C/131-140°F ; 5 Hours- Ultra-High: 65-70°C/149-158°F ; 3.5 Hours- Fully Charged: 6-7 Hours</div> <div><h3>IN THE BOX</h3><ul style="list-style-type: none">- 1 x A Pair of Heated Socks- 2 x Lithium Battery- 1 x Double Ended Type-C Charging Cable- 1 x Washing Bag- 1 x Quick Start Guide</div>	<div><h3>HOW TO USE</h3><div><div><p>Step 1: Search for 'SAFEIER' in the App store or Googleplay and download the 'SAFEIER' App.</p></div></div><div><div><p>Step 2: Turn on the Bluetooth function of the phone.</p></div></div><div><div><p>Step 3:Connect the device. 1. Firstly , connect the power cord to the battery. 2. Open the application and it will automatically match and connect to the device. When the following icon turns blue, indicating that the application is connected to the device, it is turned on and heating up.</p></div></div></div>
<div><div><p>Step 4: Select your heating mode on the APP.</p></div><div><p>(1) Auto heating mode. After the device is connected to APP, the heating sock starts to heat up automatically, you can slide the gear to adjust the temperature you want.</p></div><div><div><p>(2) Rapid heating mode. Click "heating"at the bottom left corner of the APP, the device automatically switches to the fourth gear and heats up quickly for 2 minutes, and then turns on the automatic keep warm mode.</p></div></div><div><p>If you don't want to use APP, you can also use the battery switch directly</p></div><div><p>Step 1: Connect the battery with the power cord on the sock first.</p></div></div>	<div><p>Step 2: Press and hold the battery switch for 3 seconds, the heat a indicator will light up and flash with rapid heating, you can choose the right heating level by pressing the battery switch.</p></div> <div><p>Step 3: There is a pocket on the sock that can be opened and the connected battery can be inserted into it.</p></div>	<div><p>Step 4: The socks have pockets designed to hold batteries, which can be placed inside when in use.</p></div> <div><p>Step 5: Long press the battery switch again for 3 seconds to turn off the device.</p></div>	<div><h3>CLEANING TIPS</h3><ol style="list-style-type: none">1. The water temperature should not exceed 122°F.2. The battery must be removed before cleaning, and the battery connecting Wire must be sorted and put back into the battery bag (note that the battery cannot be washed with water)3. Put the socks in a laundry bag and wash them in the washing machine. To minimize damage to the socks, we recommend clearing them by hand.4. Turn the power cord out and dry it naturally, Do not use a high temperature iron or dry it at high temperature for dehydration.</div> <div><h3>ATTENTION</h3><ol style="list-style-type: none">1. Adjust heating levels via the app (High to Low) and lower the setting once comfortably warm; the socks remain operational even if the app disconnects, reconnecting automatically when nearby.2. Avoid high-temperature/flammable environments, impacts to the battery, or disassembling it; use only the included battery and store it in a cool, dry place.3. Recharge the battery every 60 days if unused frequently, and unplug it when not in use; never expose it to fire or extreme heat.4. Avoid prolonged high-heat settings to prevent skin discomfort, and never wear the socks while sleeping to reduce burn risks.5. Supervise users with heat insensitivity, and note this product is for personal warmth only—not medical/commercial use.6. Remove batteries for storage when idle, and follow washing instructions to preserve fabric and heating functionality.</div>	<div><p>FCC Warning</p><p>This device complies with Part 15 of the FCC Rules. Operation is subject to the following two conditions: (1) This device may not cause harmful interference, and (2) this device must accept any interference received, including interference that may cause undesired operation. NOTE 1: This equipment has been tested and found to comply with the limits for a Class B digital device, pursuant to part 15 of the FCC Rules. These limits are designed to provide reasonable protection against harmful interference in a residential installation. This equipment generates, uses and can radiate radio frequency energy and, if not installed and used in accordance with the instructions, may cause harmful interference to radio communications. However, there is no guarantee that interference will not occur in a particular installation. If this equipment does cause harmful interference to radio or television reception, which can be determined by turning the equipment off and on, the user is encouraged to try to correct the interference by one or more of the following measures: — Reorient or relocate the receiving antenna. — Increase the separation between the equipment and receiver. —Connect the equipment into an outlet on a circuit different from that to which the receiver is connected. —Consult the dealer or an experienced radio/TV technician for help. NOTE 2: Any changes or modifications to this unit not expressly approved by the party responsible for compliance could void the user's authority to operate the equipment. The device has been evaluated to meet general RF exposure requirement. The device can be used in portable exposure condition without restriction.</p></div>

名称：Cozy KEC-6000说明书MINTHOUZ-E1	
成品尺寸：75 x 100mm	展开尺寸：375 x 100mm
材质工艺：80g书写纸+四色双面印刷+风琴折	
修改时间：2025. 07. 10	
设计：周业振	备注：