



## Photographs of the Test Setup

Model: GW125NT


Radiated Emission Below 30MHz




Radiated Emission Below 1GHz




Radiated Emission Below 30MHz




Radiated Emission Above 30MHz



Conducted Emission



Conducted Emission



## MPE

