



Percsson Communication Equipment Co., Ltd

Antenna data sheet

Customer		Demo	ESP-C20
Band	2.4G	Color	Blue
PRS PN		Version	V1.0
Issued by	Jason	Checked by	Mem
Confirmed by	Zhang	Date	2022.03.18

Manufacturer : Percsson Communication Equipment Co., Ltd

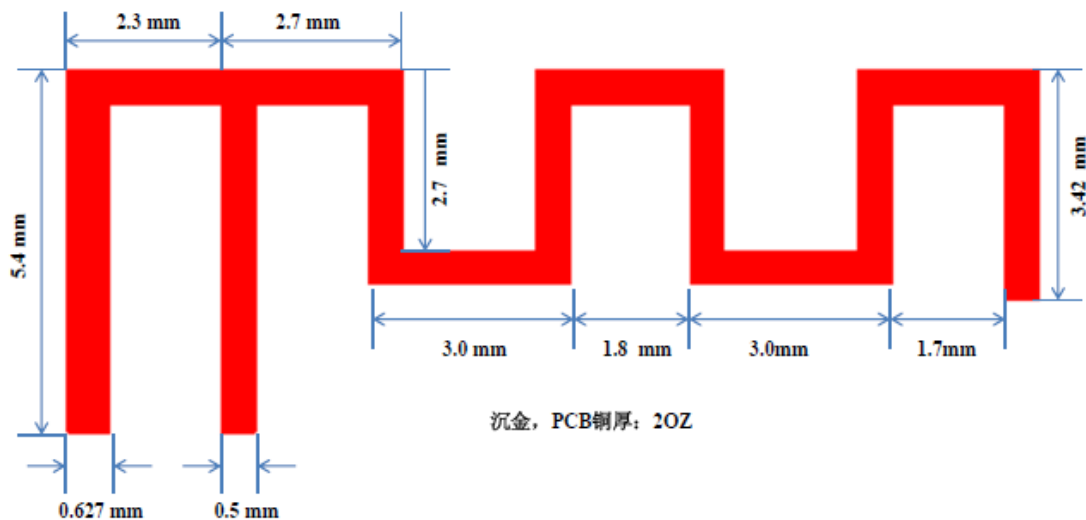
Address : Zhongtu Village, Pingyin Town, Pingyin County, Jinan City,
Shandong Province, China

This test report belongs to PERCSSON COMMUNICATION EQUIPMENT CO.LTD. and related clients to file, please keeping it properly, without our company and related clients allowed, anybody has no rights to reveal it to public.



一. TEST INSTRUMENTATION

CHAMBER	SATIMO Chamber
Wireless Networking Test Set	Agilent E5071C
NETWORK ANALYZER	Agilent 8753D
TEMPERATURE	20±3℃
HUMIDITY	50±20%rh
GROUND RESISTANCE	<0.5R
PEAK GAIN	3.57dBi




Antenna Dimension for ESP-C20


This test report belongs to PERCSSON COMMUNICATION EQUIPMENT CO.LTD. and related clients to file, please keeping it properly, without our company and related clients allowed, anybody has no rights to reveal it to public.



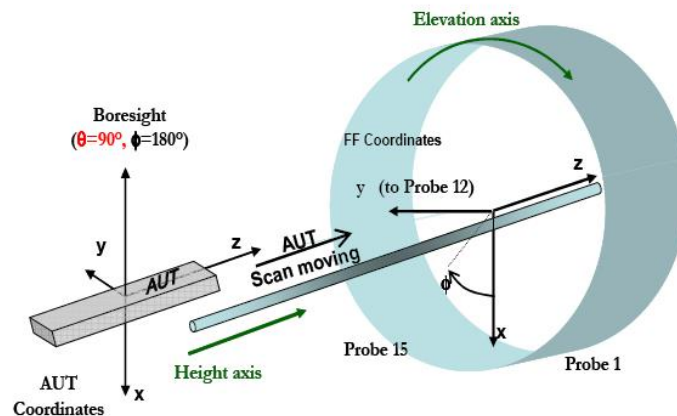
Percsson Communication Equipment Co., Ltd



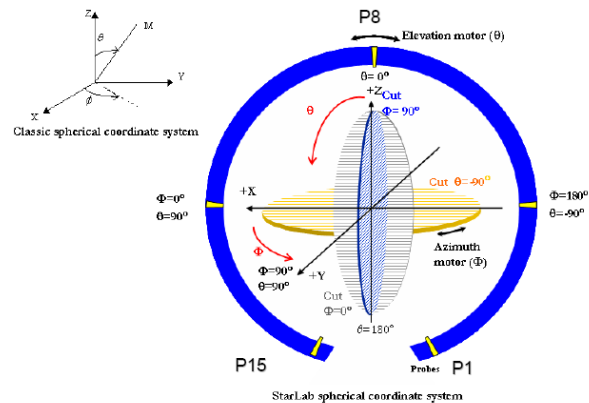
This test report belongs to PERC55ON COMMUNICATION EQUIPMENT CO.LTD. and related clients to file, please keeping it properly, without our company and related clients allowed, anybody has no rights to reveal it to public.



Coordinate system – Cylindrical geometry



Coordinate system – Spherical geometry



This test report belongs to PERCSON COMMUNICATION EQUIPMENT CO.LTD. and related clients to file, please keeping it propely, without our company and related clients allowed, anybody has no rights to reval it to public.



Percsson Communication Equipment Co., Ltd

二. Test Results

2.1 Gain and Efficiency

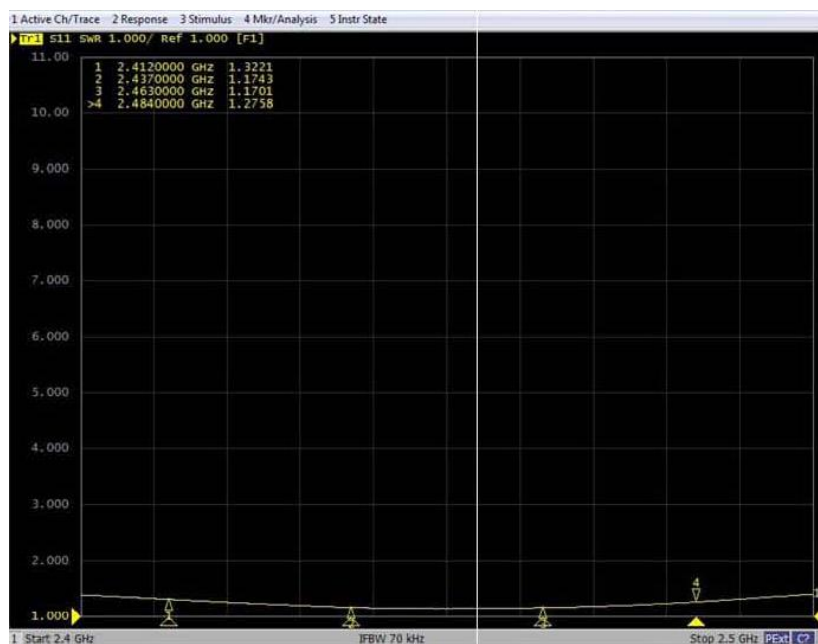
Test Item	Freq (MHz)	Efficiency (%)	Gain (dBi)	Note
Gain	2400	71.32	2.72	Vertical 30°
	2412	70.68	3.21	
	2417	76.51	2.88	
	2422	77.78	2.67	
	2427	80.76	2.89	
	2432	80.11	2.80	
	2437	75.32	2.64	
	2442	75.23	2.93	
	2447	72.99	2.78	
	2452	70.01	3.12	
	2457	72.34	3.13	
	2462	71.32	3.28	
	2467	72.33	3.24	
	2472	75.67	3.33	
	2477	72.12	3.42	
	2482	80.23	3.57	
	2500	79.65	3.22	

2.2 VSWR (Voltage Standing Wave Ration)

This test report belongs to PERCSON COMMUNICATION EQUIPMENT CO.LTD. and related clients to file, please keeping it properly, without our company and related clients allowed, anybody has no rights to reveal it to public.

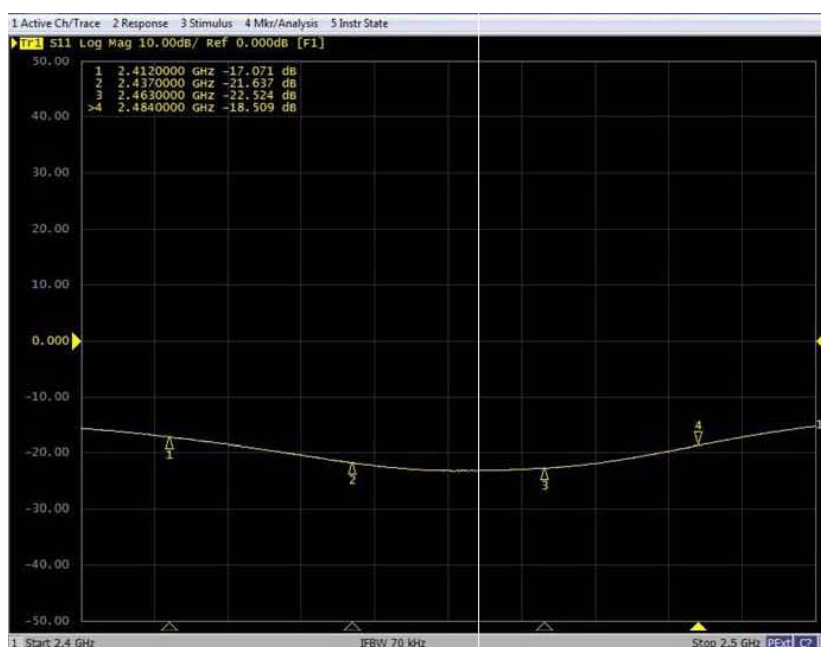


Percsson Communication Equipment Co., Ltd



Frequency(MHz)	2412	2437	2463	2484
VSWR	1.31	1.17	1.16	1.29

2.3 Antenna S11



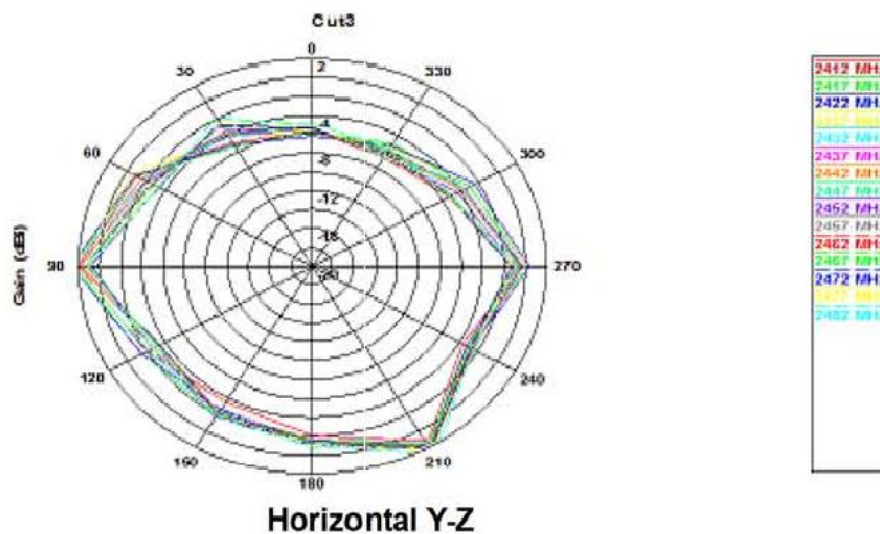
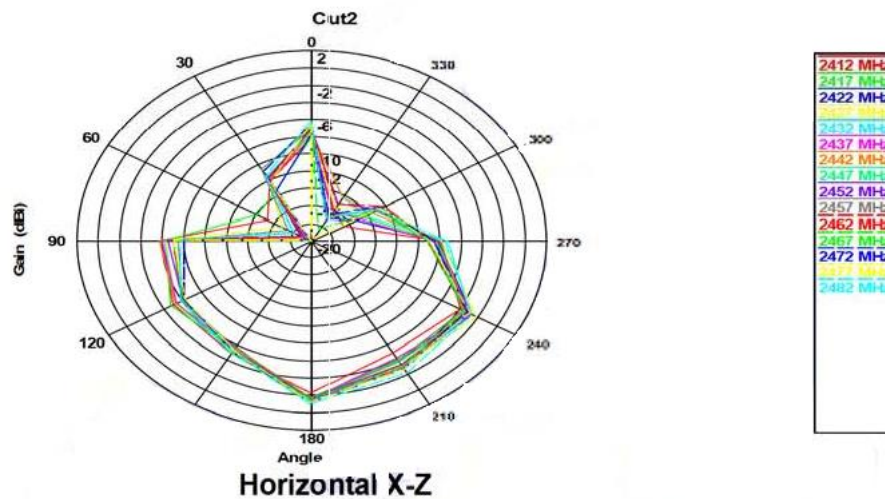
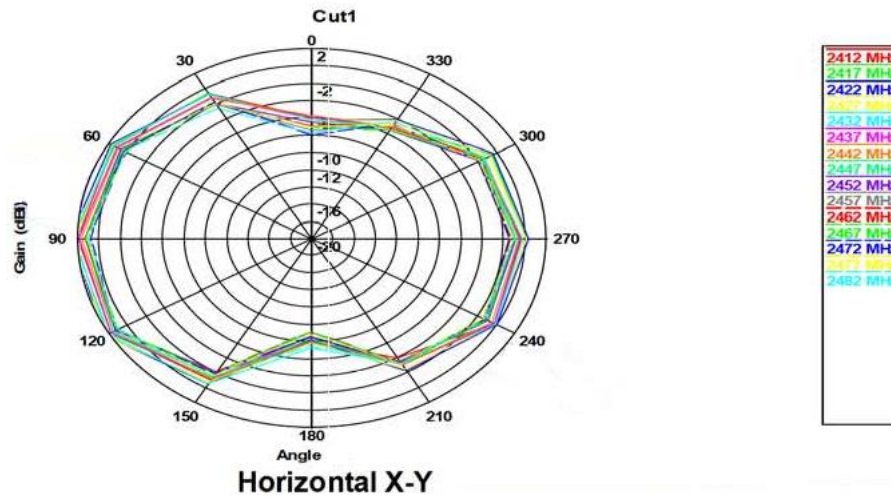
Frequency(MHz)	2412	2437	2463	2484
S11 (dB)	-17.01	-21.65	-22.52	-18.51

This test report belongs to PERCSON COMMUNICATION EQUIPMENT CO.LTD. and related clients to file, please keeping it properly, without our company and related clients allowed, anybody has no rights to reveal it to public.



Percsson Communication Equipment Co., Ltd

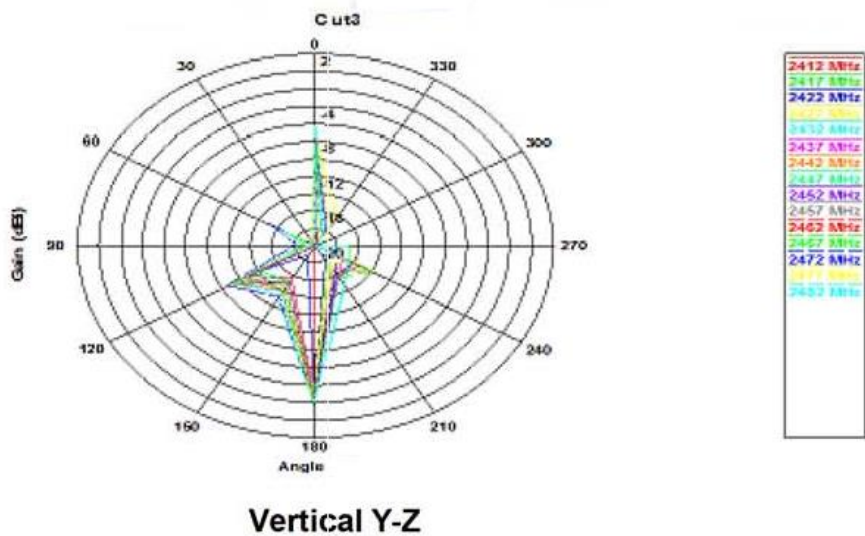
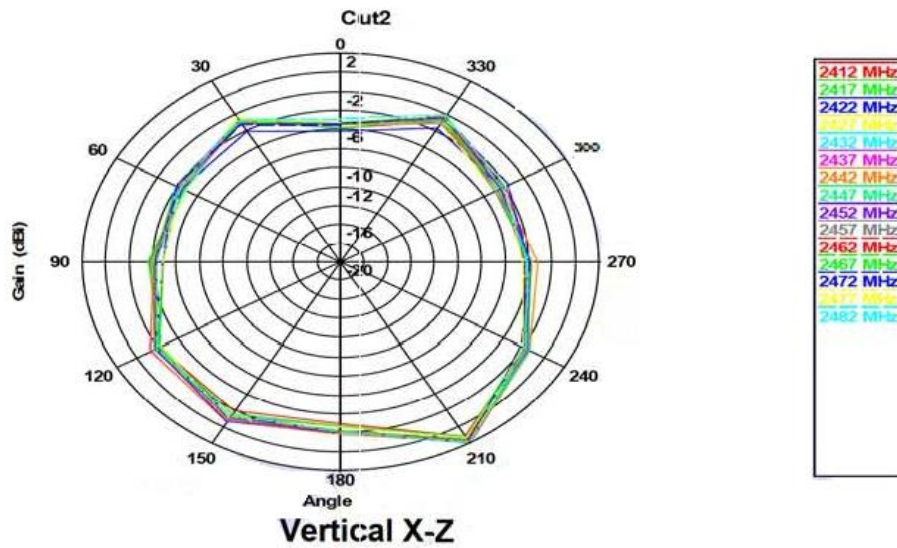
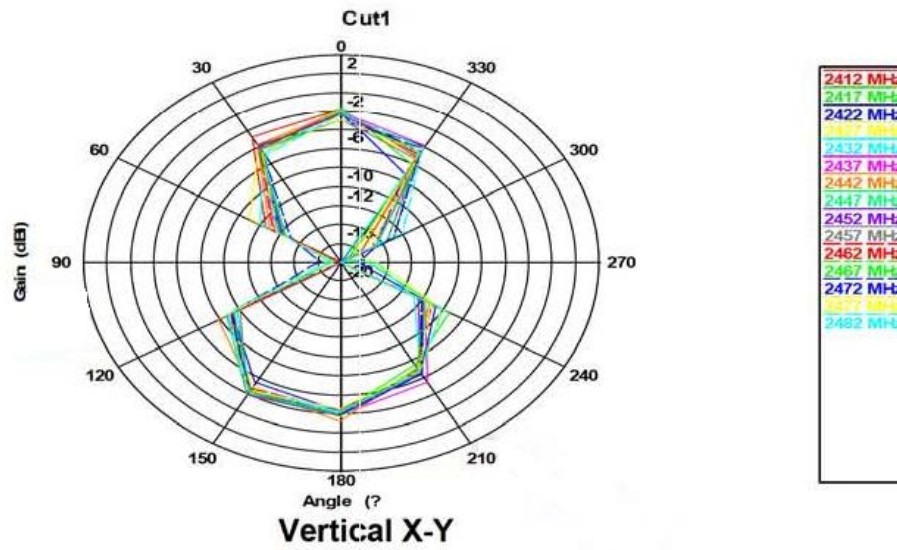
三. 2-D pattern Plots



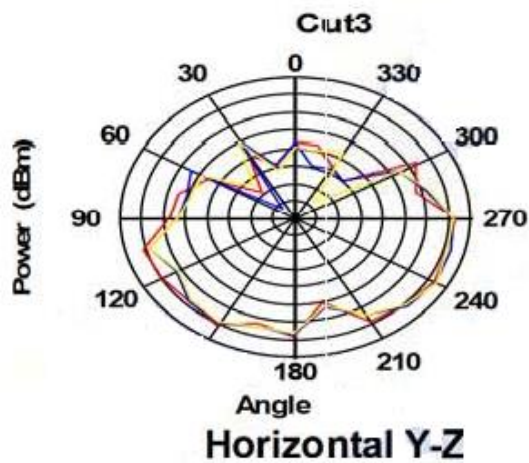
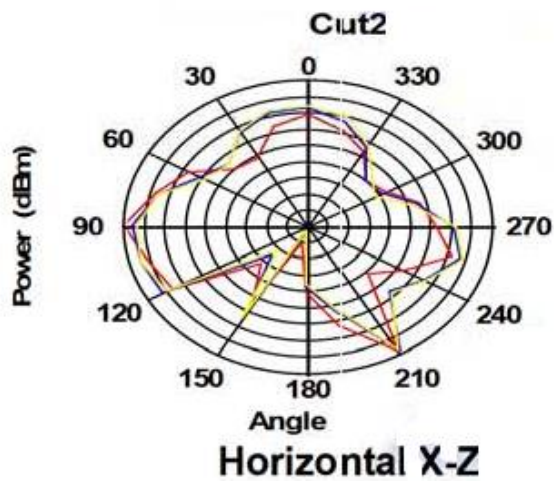
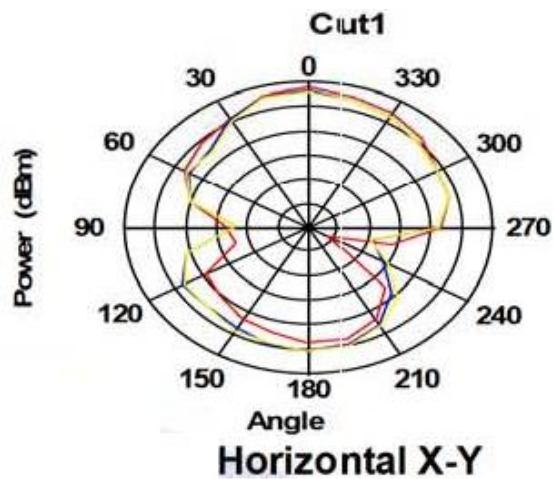
This test report belongs to PERCSON COMMUNICATION EQUIPMENT CO.LTD. and related clients to file, please keeping it properly, without our company and related clients allowed, anybody has no rights to reveal it to public.

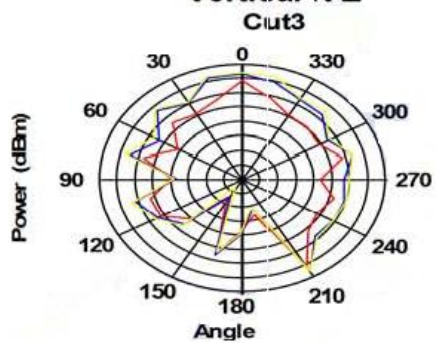
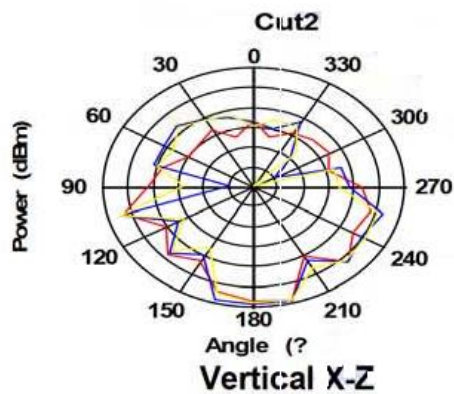
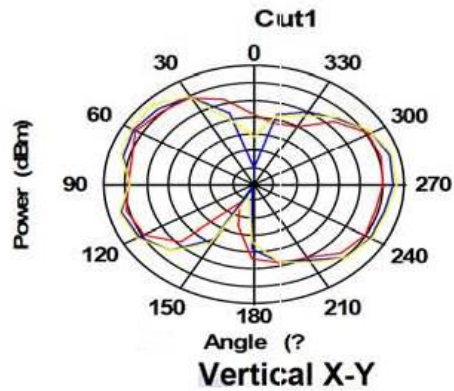


Percsson Communication Equipment Co., Ltd



This test report belongs to PERCSSON COMMUNICATION EQUIPMENT CO.LTD. and related clients to file, please keeping it properly, without our company and related clients allowed, anybody has no rights to reveal it to public.





Vertical Y-Z