



Downloading the App

Scan the following QR code, download and install the App.

“Da Fit” App

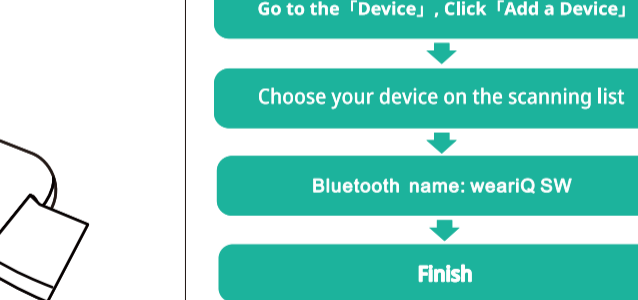


Scan QR Code and Download

The watch support Android Version 5.1 or above, IOS9.0 or above. You may download the App directly by typing “Da Fit” in the Google Play or App Store search engine.

Charging and Active

Charging the device to active before the first time using:
To charge your device, plug the charging cable into the adapter or USB port on your computer.



Pairing

Open the App and set up your profile

Go to the 「Device」, Click 「Add a Device」

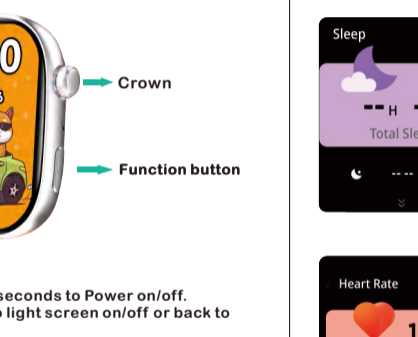
Choose your device on the scanning list

Bluetooth name: wearIQ SW

Finish

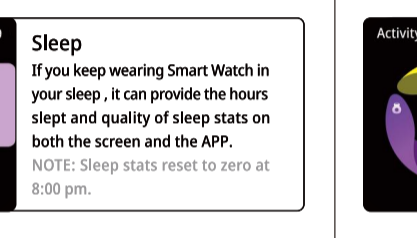
The MAC address on the “Setting”-“About” page could help you identify your device on the scanning list.

Use the Touch Screen



Function button:
--Push button to Exercise mode
--Push button to back step.
--Long Push button to change watchface.

Use the Button



Crown:
--Long Push Crown 3 seconds to Power on/off.
--Short Push Crown to light screen on/off or back to watch face.
--Rotate Crown to change watch face or browse page.

Function button:
--Push button to Exercise mode
--Push button to back step.
--Long Push button to change watchface.

Smart Watch Features

Sleep
If you keep wearing Smart Watch in your sleep, it can provide the hours slept and quality of sleep stats on both the screen and the APP.
NOTE: Sleep stats reset to zero at 8:00 pm.

Heart Rate Test
The Smart Watch could record your heart rate all day.
You also could tap on the page to start measuring heart rate.

Exercise
Click on the icon on the menu to start a new training session.
Sports details include time, steps, kilometers, calories, heart rate, and current time.
End exercise confirmation page.

Activity

Activity
Smart Watch automatically tracks Steps taken on the screen.
NOTE: Your movement stats reset to zero at midnight.

Weather
It could show the weather info of current, location, and sunrise and sunset.
Weather info is synced after connecting with the APP, it will not be updated after a long disconnected.

Settings

Settings
Settings include Display, vibration and Ring, Phone, Do Not Disturb, Audio Bluetooth, Power saving mode, call reset, system, about.

Weather
It could show the weather info of current, location, and sunrise and sunset.
Weather info is synced after connecting with the APP, it will not be updated after a long disconnected.

Remote Shutter

Remote Shutter
After connecting the device, you can remote control the camera on your phone.

Player Shutter
After connecting the device, you can remote control the music player on your phone.

Messages Reminder

Messages Reminder
The device can sync incoming notifications from Twitter, Facebook, Whatsapp, Instagram etc.
Recently 8 messages can be stored.
Note: You can switch on/off the incoming notification in the APP.

Stopwatch
Tap the start button on stopwatch page to start timing, and tap the stop button to stop timing.

Silent Alarms

Silent Alarms
Up to 8 alarms can be set.

Remind to Drink
The smart watch will remind you “Time to Drink Some Water” at the planned drinking time.
Note: You can set the feature in the APP.

Remind to Move

Remind to Move
The device will vibrate to remind you to make a relax after 1 hour sitting.
Note: You can switch on/off the feature in the APP.

Remind to Drink
The smart watch will remind you “Time to Drink Some Water” at the planned drinking time.
Note: You can set the feature in the APP.

Getting to Know Your Device

1. Using in Wet Conditions
Your device is water-resistant, which means it is rain-proof and splash-proof and can stand up to even the sweatiest workout.
NOTE: Do not swim with your Smart watch. We also don't recommend showering with your wristband; though the water won't hurt the device, wearing it 24/7 does not give your skin a chance to breathe. Whenever you get your watch wet, dry it thoroughly before putting it back on.

2. Using Quick View
With Quick View you can check the time or the message form your phone on your Smart watch without tapping. Just turn your wrist towards you and the time screen will appear for a few seconds.

3. Using Customer service on Da Fit App
If you have operation issue, you may go to my device on App to view all Common FAQs.

4. Wireless transmission distance: 10 meters (33 feet).

General Info & Specifications

1.Environmental Conditions
Operating temperature: 14°F to 122°F (-10°C to 50°C)
Non-operating temperature: -4°F to 140°F (-20°C to 60°C)

2.Size
Fits a wrist between 5.5 and 7.7 inches in circumference.

3.Disposal and Recycling
Please kindly be aware that it is the consumer's responsibility to properly dispose and recycle Smart watch and accompanying components. Do not dispose of Smart watch with common household waste, the Smart watch unit is considered electronic waste and should be disposed of at your local electronic equipment collection facility.
For more information, please contact your local electronic equipment waste management authority or the retailer where you bought the product.

Package Contents
1 X Smart watch with band
1 X Charging Cable

1 X User Manual
4 X Smart watch Bands

Technical Specifications

Product Weight	0.11lb / pc
Product Size	L 1.71XW1.46XH0.38inch
Memory	128M
Screen	1.75inch TFT
Bluetooth	BLE5.3
System	ISO 9.0, Android 5.1 or above
Battery	280mAh
Waterproof	IP68
Using time	5-7 days
Standby time	35 days

Package Contents
1 X Smart watch with band
1 X Charging Cable

1 X User Manual
4 X Smart watch Bands

FCC Compliance Statements

This device complies with Part 15 of the FCC Rules. Operation is subject to the following two conditions:
(1) this device may not cause harmful interference, and
(2) this device must accept any interference received, including interference that may cause undesired operation.

Caution: Changes or modifications not expressly approved by the party responsible for compliance could void the user's authority to operate the equipment.

Note: This equipment has been tested and found to comply with the limits for a Class B digital device, pursuant to Part 15 of the FCC Rules. These limits are designed to provide reasonable protection against harmful interference in a residential installation. This equipment generates, uses and can radiate radio frequency energy and, if not installed and used in accordance with the instructions, may cause harmful interference to radio communications. However, there is no guarantee that Interference will not occur in a particular installation.

If this equipment does cause harmful interference to radio or television reception, which can be determined by turning the equipment off and on, the user is encouraged to try to correct the interference by one or more of the following measures:
-- Reorient or relocate the receiving antenna.
-- Increase the separation between the equipment and receiver.
-- Connect the equipment into an outlet on a circuit different from that to which the receiver is connected.
-- Consult the dealer or an experienced radio/TV technician for help.

Guarantee
Thank you for shopping with us! This product comes with a one-year warranty from the date of purchase. Warranty will be voided due to any of the following:
(1) Damage by improper operation, such as improper components connection.
(2) Negligence and damage because of transportation or other accidents.
(3) Maintenance and modification without approval.
(4) Other damage caused by force majeure, such as natural disaster, abnormal voltage, among others.
(5) Damage caused by general use outside home (e.g. industrial and commercial use).
(6) Aging, wearing and tearing caused by normal operation of the product without affecting the normal operation of the product.

A Dedicated Team Just For You



Every wearIQ product is backed by a 1-year warranty and an award-winning customer service team. If you are in any way dissatisfied with a product you ordered, we'll exchange it, replace it or refund your money under the warranty. Simply email us the problem, and we'll take care of it.

- Troubleshoot**
Help you solve any issues with your device.
- Product Knowledge**
Answer questions about your device and best practices.
- Initiate Returns**
Provide instructions for replacements, returns and refunds.
- Place New Orders**
Help with placing orders online or via authorized resellers.

Get in Touch.
Email: support@weariq.net
Made in China
US Importer:
Amazing Impulse, LLC
7025 CR 46A Ste 1071-412
Lake Mary, FL 32746
US

Guarantee

Thank you for shopping with us! This product comes with a one-year warranty from the date of purchase. Warranty will be voided due to any of the following:
(1) Damage by improper operation, such as improper components connection.
(2) Negligence and damage because of transportation or other accidents.
(3) Maintenance and modification without approval.
(4) Other damage caused by force majeure, such as natural disaster, abnormal voltage, among others.
(5) Damage caused by general use outside home (e.g. industrial and commercial use).
(6) Aging, wearing and tearing caused by normal operation of the product without affecting the normal operation of the product.

Every wearIQ product is backed by a 1-year warranty and an award-winning customer service team. If you are in any way dissatisfied with a product you ordered, we'll exchange it, replace it or refund your money under the warranty. Simply email us the problem, and we'll take care of it.

- Troubleshoot**
Help you solve any issues with your device.
- Product Knowledge**
Answer questions about your device and best practices.
- Initiate Returns**
Provide instructions for replacements, returns and refunds.
- Place New Orders**
Help with placing orders online or via authorized resellers.

Get in Touch.
Email: support@weariq.net
Made in China
US Importer:
Amazing Impulse, LLC
7025 CR 46A Ste 1071-412
Lake Mary, FL 32746
US

