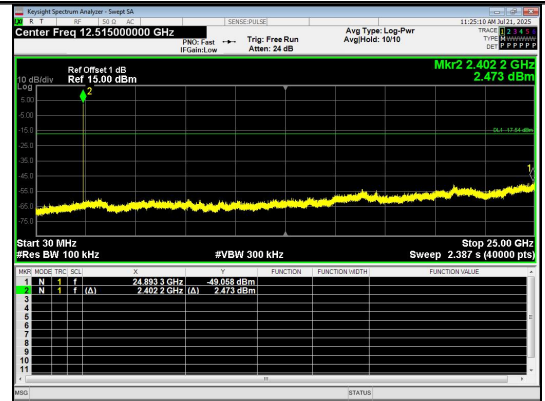
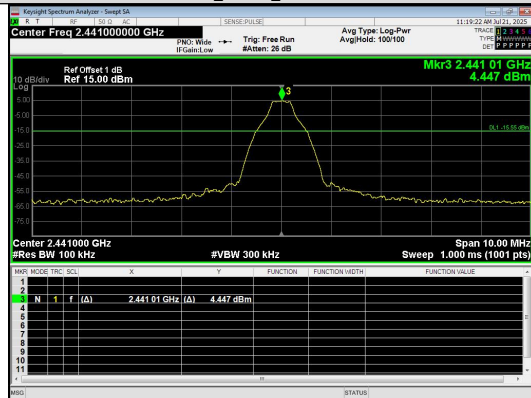


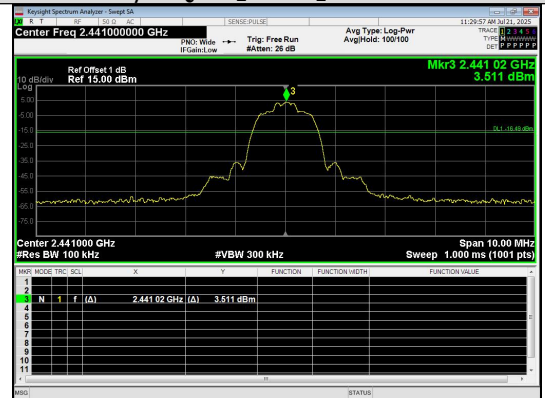
30.0 MHz - 25000.0 MHz
GFSK_DH5_Channel 0



30.0 MHz - 25000.0 MHz
 $\pi/4$ DQPSK_2-DH5_Channel 0



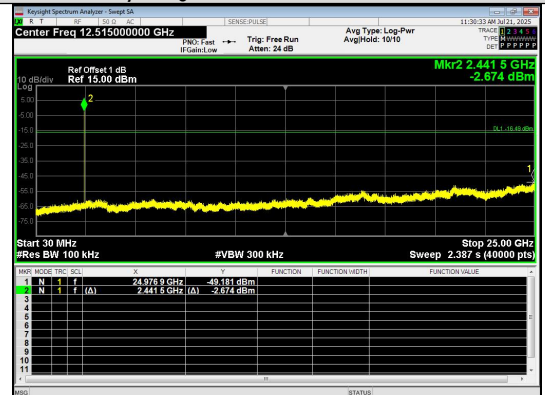
Out Of Band Emission
GFSK_DH5_Channel 39



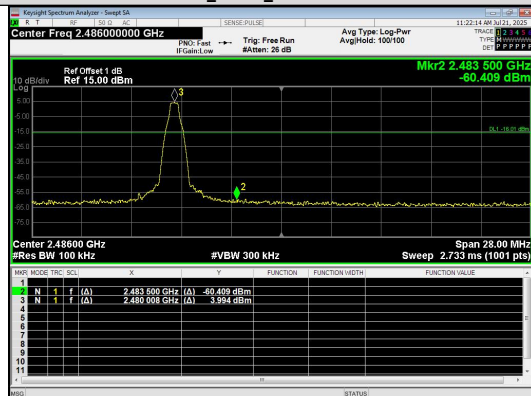
Out Of Band Emission
 $\pi/4$ DQPSK_2-DH5_Channel 39



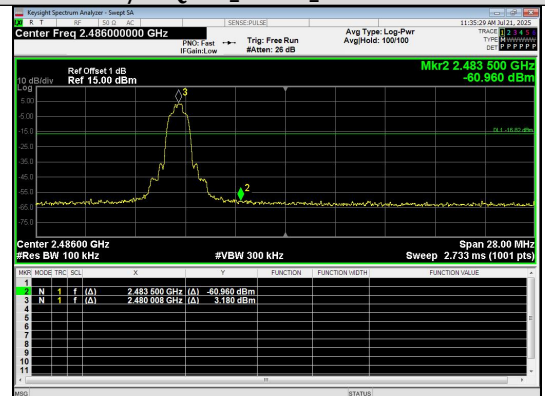
30.0 MHz - 25000.0 MHz
GFSK_DH5_Channel 39



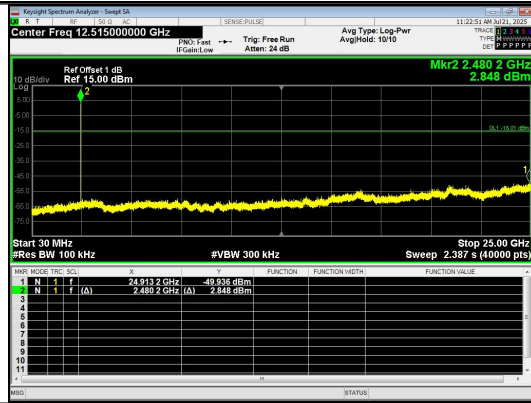
30.0 MHz - 25000.0 MHz
 $\pi/4$ DQPSK_2-DH5_Channel 39



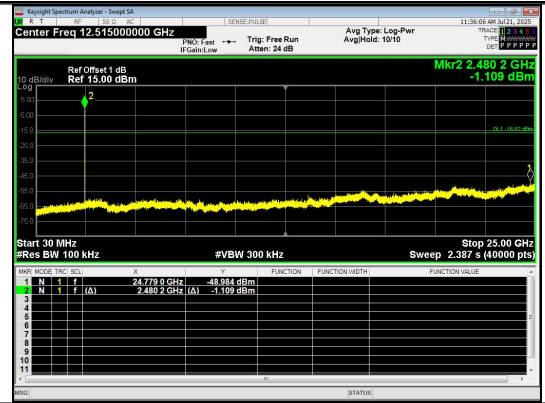
Out Of Band Emission
GFSK_DH5_Channel 78



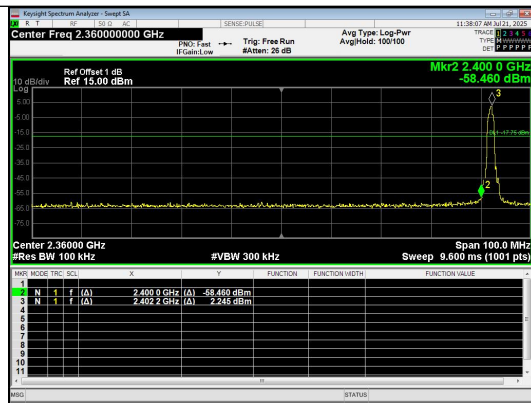
Out Of Band Emission
 $\pi/4$ DQPSK_2-DH5_Channel 78



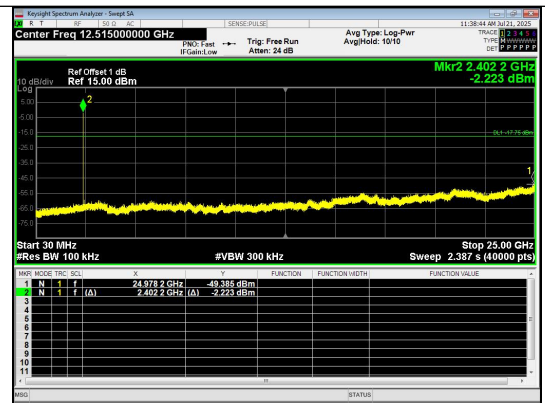
30.0 MHz - 25000.0 MHz
GFSK_DH5_Channel 78



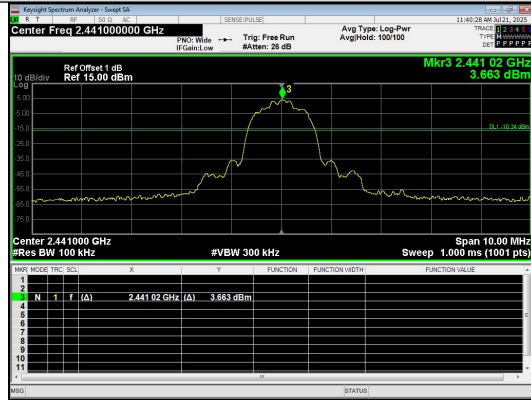
30.0 MHz - 25000.0 MHz
 $\pi/4$ DQPSK_2-DH5_Channel 78



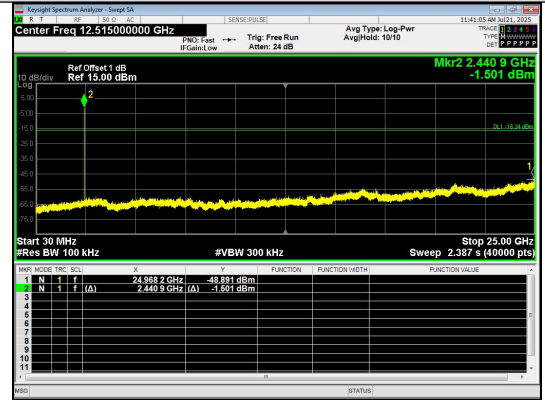
Out Of Band Emission
8DPSK_3-DH5_Channel 0



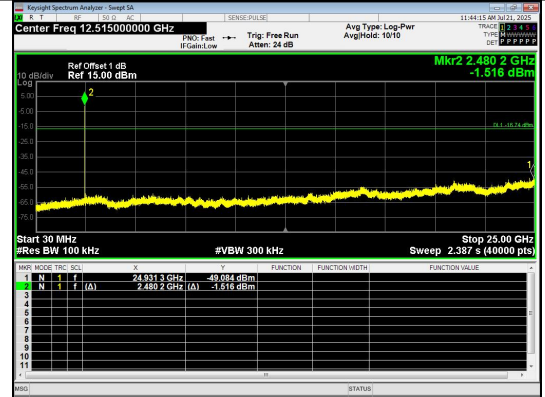
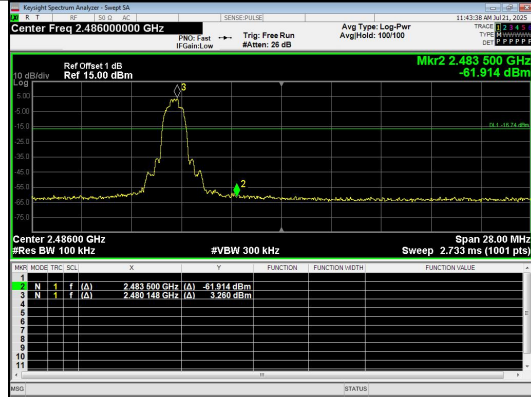
30.0 MHz - 25000.0 MHz
8DPSK_3-DH5_Channel 0



Out Of Band Emission
8DPSK_3-DH5_Channel 39

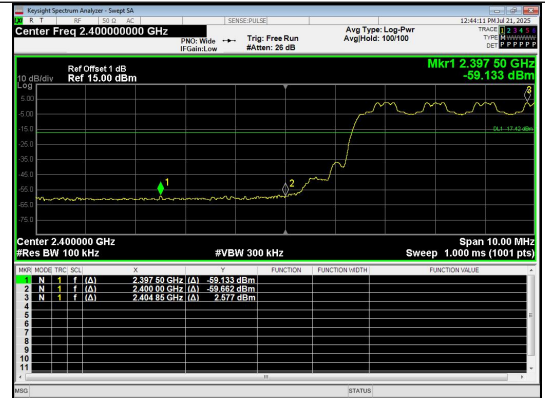
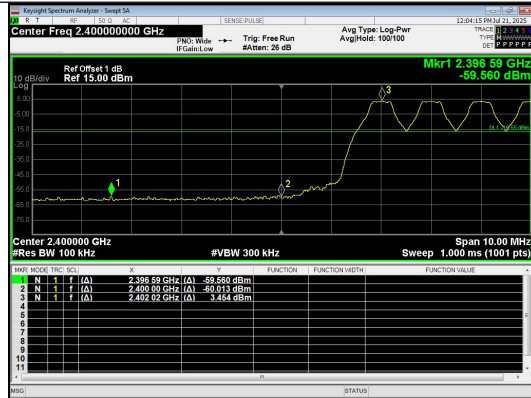


30.0 MHz - 25000.0 MHz
8DPSK_3-DH5_Channel 39

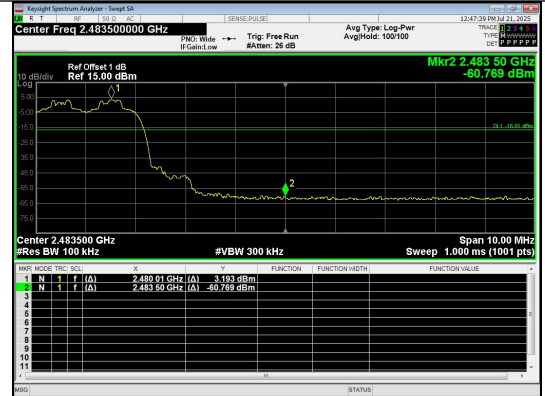
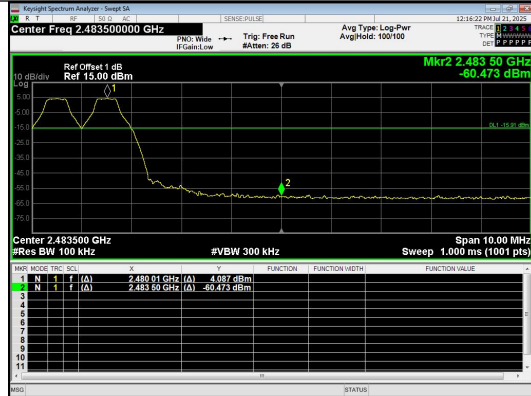


Out Of Band Emission 8DPSK_3-DH5_Channel 78

30.0 MHz - 25000.0 MHz 8DPSK_3-DH5_Channel 78



Out Of Band Emission(Left) GFSK_DH5_Channel Hopping



Out Of Band Emission(Right) GFSK_DH5_Channel Hopping

Out Of Band Emission(Right) $\pi/4$ DQPSK_2-DH5_Channel Hopping



Out Of Band Emission(Left) 8DPSK_3-DH5_Channel Hopping

Out Of Band Emission(Right) 8DPSK_3-DH5_Channel Hopping

***** End of Report *****